

Summer 2016

# Abiotic and Biotic Factors Influence Refuge Use at the Community and Organismal Level

George Todd  
*Georgia Southern University*

Follow this and additional works at: <http://digitalcommons.georgiasouthern.edu/etd>



Part of the [Biology Commons](#)

---

## Recommended Citation

Todd, George, "Abiotic and Biotic Factors Influence Refuge Use at the Community and Organismal Level" (2016). Electronic Theses & Dissertations.

This thesis (open access) is brought to you for free and open access by the COGS- Jack N. Averitt College of Graduate Studies at Digital Commons@Georgia Southern. It has been accepted for inclusion in Electronic Theses & Dissertations by an authorized administrator of Digital Commons@Georgia Southern. For more information, please contact [digitalcommons@georgiasouthern.edu](mailto:digitalcommons@georgiasouthern.edu).

ABIOTIC AND BIOTIC FACTORS INFLUENCE REFUGE USE AT THE COMMUNITY  
AND ORGANISMAL LEVEL

by

GEORGE TODD

(Under the Direction of Zachary Stahlschmidt)

ABSTRACT

Animal behavior is influenced by a wide range of factors. One factor that can heavily influence behavior is the presence or absence of refuge (i.e., refuge provides a direct benefit to animals' fitness). Many animals seek refuge to avoid predation despite clear costs to other life processes. The decision to use refuge is complex and anthropogenic activities may alter the abundance of refuge. Artificial refuge structures can be successful in conservation efforts and are an effective means to measure biodiversity. Thus, I used cover boards to examine how habitat structure and season influence vertebrate abundance and diversity in the southeastern U.S. Vertebrate abundance was driven by proximity to roads where abundance was higher at sites that were further from roads. Season influenced the diversity of vertebrate classes where diversity was greater in the summer than in the fall and winter. My results provide evidence that anthropogenic, biotic, and temporal factors can influence vertebrate abundance and biodiversity. In addition to temporal and spatial factors, biotic factors can influence refuge use. These factors can create tradeoffs that are well-studied in some contexts of life history evolution. One such tradeoff that affects refuge use is the thermoregulation-predator avoidance tradeoff. This tradeoff may be plastic in response to environmental conditions such as pathogen exposure.

Thus, I examined the dynamics of a thermoregulation-predator avoidance tradeoff using the cornsnake (*Pantherophis guttatus*) in a controlled lab setting. Immune activation did not elicit behavioral fever or change shelter use when shelter was available across the entire thermal gradient. Although snakes strongly prioritized shelter use, their prioritization shifted during immune challenge. Snakes injected with LPS that were forced to choose between preferred temperature and shelter use maintained thermoregulation, but they spent up to 9-fold more time exposed relative to when they were injected with saline. These results demonstrate the plasticity of the widespread tradeoff between thermoregulation and shelter use.

INDEX WORDS: Ecological immunology, fever, shelter utilization, temperature, thermal preference

ABIOTIC AND BIOTIC FACTORS INFLUENCE REFUGE USE AT THE COMMUNITY  
AND ORGANISMAL LEVEL

by

GEORGE TODD

B.S. Purdue University, 2014

A Thesis Submitted to the Graduate Faculty of Georgia Southern University in Partial  
Fulfillment of the Requirements for the Degree

MASTER OF SCIENCE

STATESBORO, GEORGIA

© 2016

GEORGE TODD

All Rights Reserved

ABIOTIC AND BIOTIC FACTORS INFLUENCE REFUGE USE AT THE COMMUNITY  
AND ORGANISMAL LEVEL

by

GEORGE TODD

Major Professor: Zachary Stahlschmidt

Committee: Lance McBrayer

Ray Chandler

Checo Colón-Gaud

Electronic Version Approved:

July 2016

### ACKNOWLEDGEMENTS

I thank the Department of Biology and the Office of Research Services and Sponsored Programs at Georgia Southern University for funding support. My thanks also go out to Charles and Sandra Chandler and Georgia Southern University for the use of land as well as to Tony Mills of the Low Country Institute for the loan of snakes. I am grateful for the assistance of Alicia Jodrey and Haley Bryant during experimental trials in the lab and work in the field, respectively. I would like to thank my committee members, Ray Chandler, Lance McBrayer, and Checo Colón-Gaud for providing insight in developing my field project.

I especially thank my advisor, Zachary Stahlschmidt, for his guidance throughout my time at Georgia Southern University. He has remained faithful in his desire to see me develop into a successful scientist and has invested many hours into critiquing and mentoring me throughout my time in the program.

## TABLE OF CONTENTS

ACKNOWLEDGEMENTS.....	2
LIST OF TABLES.....	4
LIST OF FIGURES.....	5
 CHAPTER	
1 INTRODUCTION.....	6
2 EFFECTS OF HABITAT FEATURES AND SEASON ON VERTEBRATE COMMUNITIES IN SOUTHERN GEORGIA .....	9
Chapter 2 Introduction.....	9
Chapter 2 Methods.....	11
Chapter 2 Results.....	14
Chapter 2 Discussion.....	15
3 IMMUNE ACTIVATION INFLUENCES THE TRADEOFF BETWEEN THERMOREGULATION AND SHELTER USE.....	21
Chapter 3 Introduction.....	21
Chapter 3 Methods.....	23
Chapter 3 Results.....	26
Chapter 3 Discussion.....	27
 REFERENCES.....	 38



## LIST OF TABLES

Table 1: Abundance of species found across seasons at five forested sites in southern Georgia..32

## LIST OF FIGURES

Figure 1: Nonmetric multidimensional scaling ordination plot based on the relative abundance of vertebrates observed across five forested sites and all seasons.....	33
Figure 2: Effect of season on Shannon’s index of diversity (H) of classes in forests in southeastern Georgia, U.S.....	34
Figure 3: Diagram of shelter treatments in thermal gradient.....	35
Figure 4: Effects of shelter treatment (full or partial) and immune status (challenged or control) on the proportion of observations of <i>P. guttatus</i> ( $n=23$ ) under refuge.....	36
Figure 5: Effects of shelter treatment (full or partial) and immune status (challenged or control) on mean temperature selected by <i>P. guttatus</i> ( $n=23$ ).....	37

## CHAPTER 1

### INTRODUCTION

Animal behavior is influenced by a wide range of factors, and understanding these factors can reveal the needs, preferences, and physiology of animals (Mench & Mason 1997). One such aspect that can heavily influence behavior is the presence or absence of refuge (shelter structures). Refuge provides a direct benefit to animals' fitness (e.g., animals utilize refuges to avoid predation) (Dayton 1971; Fox & Madsen 1997; Halpin 2000) and can play an integral role in interspecific competition for resources (Turchin & Kareiva 1989; White et al. 1996). Many animals seek refuge to avoid predation despite clear costs to other life processes, such as foraging (Koivula et al. 1995), thermoregulation (Weatherhead & Robertson 1992), and mate searching (Crowley et al. 1991). Thus, tradeoffs can manifest between shelter use and other behaviors (see below).

Decision-making regarding refuge use is influenced by the temporal and spatial dynamics of refuge availability in nature (Sih 1997). For example, habitat modification through anthropogenic activities may alter the abundance of refuge. As the number of natural refuge opportunities fluctuates, studies have shown that artificial refuge structures can be used to monitor biodiversity and abundance related to conservation efforts (Fitch 1992; Wilson et al. 2007; Arida & Bull 2008; Grillet et al. 2010). Thus, I used artificial refuge structures (i.e., cover boards) to examine how habitat structure and season influence vertebrate abundance and diversity in the southeastern U.S. These abiotic factors influence biodiversity (Dibaba et al. 2014; Matsuda et al. 2015), but it remains unclear how they affect animal communities in forest habitats of the southeastern U.S.

In addition to temporal and spatial factors, biotic factors can influence refuge use. For example, most animals behaviorally thermoregulate, which can influence refuge use (Downes 2001; Goldsbrough et al. 2006). Also, foraging time is typically inversely related to refuge use (Martín et al. 2003a; Cooper & Pérez-Mellado 2004; Cowlshaw et al. 2004). Further, phenotypic traits can influence refuge use (e.g., smaller and/or male animals tend to take refuge more readily: Dill & Gillett 1991; Shine et al. 2000). Thus, animals must integrate a number of biotic factors when making refuge use decisions, which can result in complex dynamics that require careful experimentation to understand.

Biotic factors create behavioral tradeoffs that are well-studied in other contexts of life history evolution (e.g., the tradeoff between mating effort and parental effort: Magrath & Komdeur 2003). One tradeoff that directly affects refuge use is the thermoregulation-predator avoidance tradeoff (Amo et al. 2004). This tradeoff may be plastic in response to environmental conditions, such as pathogen exposure. Although biologists understand how immune activation influences thermoregulation and predator avoidance independently (Otti et al. 2011; Stahlschmidt & Adamo 2013b), there is a lack of understanding in how it influences the tradeoff between thermoregulation and predator avoidance. Thus, I examined the dynamics of a thermoregulation-predator avoidance tradeoff using the cornsnake (*Pantherophis guttatus*) in a controlled lab setting.

The availability of refuges influences biological levels of organization ranging from organism to populations (Berryman & Hawkins 2006). Sources of variability in refuge use remain unclear (Parkos III et al. 2011) and my study address this lack of understanding. The two studies I performed also reveal how both abiotic factors (temperature and landscape features) and a biotic factor (immune activation) affect decisions to use refuge. I stress the importance of

studying factors that are experiencing dramatic shifts (e.g., temperature: Poirier et al. 2012 and landscape structure: McGarigal et al. 2001).

## CHAPTER 2

### EFFECTS OF HABITAT FEATURES AND SEASON ON VERTEBRATE COMMUNITIES IN SOUTHERN GEORGIA

#### INTRODUCTION

The southeastern U.S. exhibits high biodiversity (Stein 2002) and contains species that inhabit a wide range of habitats, including several types of forest (e.g., mangrove, oak-hickory, bottomland, and pine) (White & Wilds 1998; Stein 2002; Parks 2013). In addition to harboring many plant and animal species, this region is also increasingly the home of humans: the Southeast was the fastest growing region in the U.S. from 2000 to 2010 (Mackun & Wilson 2011). Humans are modifying ecosystems in complex ways, and these changes often coincide with observed changes in the biodiversity (Travis 2003; Buczkowski & Richmond 2012) and distribution of animal species (Pike 2011; Ordiz 2014; Sato 2014). Anthropogenic modifications of the landscape often take the form of habitat loss and fragmentation, which can affect animal behavior (Knopff et al. 2014) and greatly threaten species abundance (Zamfirescu et al. 2011). Therefore, examining habitat use in human-altered ecosystems provides insight into how animals will continue to respond to their rapidly changing environments (Kloskowski 2013; Pham et al. 2014; Vandavelde 2014).

Forests are a priority in studying human-habitat interactions because they provide habitat for more than half the world's terrestrial species (Groombridge & Jenkins 2000) and host numerous vulnerable species (Jenkins et al. 2015). Yet, fundamental information regarding the dynamics and distribution of animals within forest ecosystems is typically lacking (White & Wilds 1998). In forests, human activity can cause changes in landscape structure (Faulkner 2004; Nagy & Lockaby 2011), including changes in patch size (Kapos et al. 2000), canopy cover (Blouin-Demers 2001), edge density (Blouin-Demers & Weatherhead 2001), and carbon flow

(Liu & Taylor 2001). Because the diversity of animal taxa can be influenced by such changes (e.g., composition of forest: Mazurek & Zielinski 2004), it is important to account for a range of structural variables related to habitat (e.g., canopy cover, distance to edges, etc.) when studying human-impacted forests, including those in the southeastern U.S.

Several metrics of biodiversity may also vary seasonally (Grøtan et al. 2012; Liu et al. 2013; Shimadzu et al. 2013). Seasonal changes heavily influence species in several ways—from the life history stages of insects to the migratory patterns of birds (Rosenzweig 1995). Climate change may amplify seasonal effects, which may threaten forest-dependent species (Thomas et al. 2004). Further, surveys of biodiversity depend on our ability to observe species in their habitats, and it can be difficult to obtain accurate data as many taxa alter their activity based on the seasons (Houze & Chandler 2002; Paul et al. 2008; Rizkalla et al. 2015). Thus, it is important to account for seasonal variation when examining biodiversity (e.g., Houze & Chandler 2002; Brotherton et al. 2007; EIAO Note 10/2004; MacNeil & Williams 2014).

Therefore, I examined the effects of forest structure and season on several indices of biodiversity to test two hypotheses in forested sites in the southeastern U.S. that represented a range of management practices and proximity to human development indicative of the region. First, I hypothesized that landscape structure would influence vertebrate abundance, and I specifically predicted that the distance to the nearest edge would be the strongest indicators of vertebrate abundance patterns because of their thermoregulatory importance (e.g., Blouin-Demers & Weatherhead 2001). Second, I hypothesized that vertebrate diversity would be affected by season, and I specifically predicted that biodiversity indices would be higher during the more mild spring and fall months when vertebrates display more above-ground activity (Foá

et al. 1994; Bakkegard 2002; Brito 2003). The results of my study will give insight into the factors driving vertebrate diversity in forest ecosystems.

## METHODS

This study was carried out from September 2014 to September 2015 and used five forested sites across two locations in the sub-tropical climate of southeast Georgia (GA), U.S.A. Each site varied in land-management practice, as well as proximity to human development. One location was near Metter, GA, and contained three sites with different types of rural forests: sand hill (M-SH), mature pine (M-MP), and immature (3-4 years old) longleaf pine (M-IP). The distances between the sites ranged from 0.6 – 0.8 km. The second location was 24 km east of the Metter location and adjacent to human development in Statesboro, GA, a city with a population of approximately 30,000 residents (U.S. Census Bureau) surrounded by forest and agriculture. It contained two sites: mature pine with a modified sand hill on the campus of Georgia Southern University (S-GS) and a bottomland forest that abuts residential housing (S-RH). The distance between the two sites was 0.6 km.

Each site was comprised of an array of 20-25 cover boards (minimum convex polygons of arrays: 2.3 – 4.6 hectares), which were artificial cover objects consisting of two pieces of corrugated steel sheeting (1 m × 1.5 m) laid on the ground on top of each other (*sensu* Joppa 2009). Cover boards are an effective way of measuring vertebrate diversity (e.g., Grant et al. 1992; Houze & Chandler 2002; Costall & Death 2010; MacNeil & Williams 2014). Approximately twice per month, each cover board was overturned to document the presence of vertebrate genera, as well as ant colonies. Ants can influence vertebrate behavior, such as foraging (Orrock & Danielson 2004) and predator avoidance (Langkilde 2010; Long et al. 2014), and colonies of ants (*Camponotus floridanus*, *C. pennsylvanicus*, and *Solenopsis invicta* in my



study) use artificial cover objects and are easy to observe. For vertebrates, richness (R, the number of taxa present), Shannon's Diversity (H), and Shannon's Evenness (E) were calculated for each site during each season because R, H, and E are effective metrics for estimating biodiversity (Magurran 2004). Metrics of vertebrate abundance and diversity were compared across meteorological seasons (i.e., spring: March-May; summer: June-August; fall: September-November; winter: December-February).

To characterize the structural features of the forested sites, several abiotic and biotic variables were measured. The daily precipitation, minimum air temperature ( $T_{\min}$ ), and maximum air temperature ( $T_{\max}$ ) of each site during data collection was approximated using data from weather stations of National Oceanic and Atmospheric Administration that were 9 km from the Statesboro location and 5 km from the Metter location.

Several structural variables were used to characterize the habitats at each site (patch size) or near each cover board (all other variables: see below). Patch size, or an area of habitat surrounded by a border that constitutes a change in habitat type, was measured at each site and plays an integral role in ecosystem dynamics (Pickett & White 1986). Canopy cover, a measure of the degree to which foliage blocks sunlight from reaching the ground in a forest habitat, is a key variable when characterizing thermal quality of habitats (Blouin-Demers 2001) and was measured during the summer (July 2015) to estimate maximum yearly values. Canopy cover was determined at each cover board by measuring photographs taken through a fisheye lens using ImageJ software (version 1.48, National Institute of Health). The distance to the nearest snag (tree stump or log  $\geq 7.5$ cm), overstory tree, road, and building (modified from Blouin-Demers & Weatherhead 2001) were also measured. The distance to the nearest edge, a border between habitat types (e.g., the border between a forest and a habitat consisting of short

vegetation), was also measured. Edges can be natural or anthropogenic (e.g., created via mowing, burning, or other land practices) and are key to understanding thermoregulation because they represent a distinct shift in thermal characteristics within a habitat (Blouin-Demers & Weatherhead 2001).

All abundance values gathered from the sites were square root transformed and underwent nonmetric multidimensional scaling (NMDS) to ordinate the data and visualize resemblance patterns by site and season—that is, NMDS allowed visualization of the effects of site and season on vertebrate abundance (see below).

Analyses were performed in SPSS (v.22 IBM Corp., Armonk, NY) and Primer 7 (v.7.0.8 Lutton, UK). When necessary, data were either square root transformed or logarithmically transformed to achieve normality. Two-tailed significance was determined at  $\alpha < 0.05$ .

Several tests were performed to examine if weather or vertebrate diversity varied due to location (i.e., Metter, GA vs. Statesboro, GA). To determine if weather varied across locations, t tests comparing the weather data (daily precipitation,  $T_{\min}$ , and  $T_{\max}$ ) of the Statesboro and Metter locations during the entire sampling period (365 d) and on the days that sampling occurred (50 d) were used. To test for differences in abundance levels between sites and season, a permutational analysis of variance was used.

Due to relatively low observed abundances, observation data were pooled by season (e.g., for spring: the sum of all individuals observed under cover boards from March to May 2015). To determine correlations between abundance values and habitat variables (i.e., to address my first hypothesis that habitat variables influence vertebrate abundance), a distance-based linear model was used. To determine seasonal effects on R, H, and E of vertebrate class and vertebrate genera

(i.e., to address my second hypothesis that season influenced biodiversity), linear mixed models were used. Season was included as a fixed effect, the percentage of observations of ants was included as a covariate, site was included as a random effect, and diversity indices were included as dependent variables.

## RESULTS

Daily precipitation,  $T_{\min}$ , and  $T_{\max}$  did not differ near the two sites across the year (all  $P > 0.14$ ) or on the days that were sampled (all  $P > 0.70$ ).

A total of 3 classes, 16 genera and 20 species were observed under cover boards over the course of the study (Table 1).

Vertebrate abundance varied by season where fall/winter and spring/summer were the only season combinations that were similar to one another ( $F_{3,19}=8.0$ ,  $P=0.68$  and  $0.1$  respectively). Note the points in Figure 1 are clustered between spring/summer and fall/winter on the left and right sides respectively. Vertebrate abundance differed between sites M-SH and S-RH ( $F_{4,19}=3.5$ ,  $P=0.04$ ), M-MP and S-RH ( $F_{4,19}=3.5$ ,  $P=0.05$ ), and M-IP and S-RH ( $F_{4,19}=3.5$ ,  $P=0.04$ ) (Fig. 1). Note the points in Figure 1 also show that Site S-RH differed from all three Metter sites. The points for all four seasons of the S-RH are clustered at the top of the figure whereas the points for the Metter sites, although split by seasonal differences, are located closer to the bottom of the figure. The stress value is the degree to which the data is represented by the dimensions in the plot. The value for the plot in Figure 1 (0.12) is acceptable for an NMDS ordination (Buttigieg & Ramette 2014). The distance-based linear model explained 28% of the total variance in vertebrate abundance. The distance to the nearest road (d-road) significantly influenced vertebrate abundance ( $P=0.018$ ) where a higher number of vertebrates were observed

under cover boards far from roads. No other landscape variables influenced vertebrate abundance.

Season influenced H of classes ( $F_{1,13}=5.0$ ,  $P=0.016$ ) where Shannon's diversity index for vertebrates was greater in the summer than in the fall and winter (sequential Bonferroni-adjusted pairwise comparison) (Fig. 2). The H of classes positively covaried with the percentage of cover boards occupied by ants ( $F_{1,10}=5.6$ ,  $P=0.039$ ). Neither the presence of ants nor season were significantly associated with other metrics of biodiversity or abundance (all  $P>0.07$ ).

## DISCUSSION

Vertebrate abundance was influenced by the distance to the nearest road, which partially supported my first hypothesis that landscape structure would influence vertebrate abundance (Fig. 1). Season influenced Shannon's diversity of classes (Fig. 2) where H was greater in the summer than in the fall and winter. Yet, I predicted higher biodiversity in the milder spring and fall seasons for my second hypothesis that vertebrate diversity would be affected by season.

The distance to the nearest road (d-road) was the only structural variable that influenced vertebrate abundance where abundance was inversely related to d-road. Related, "road-ecology" has gained attention as the country's network of roads continues to rapidly expand (Fahrig & Rytwinski 2009). This is evidenced by the creation of the International Conference on Ecology and Transportation, as well as various road-ecology research centers. However, not all roads are created equally, and unpaved roads may impact wildlife less than paved roads because they experience less disturbance and traffic (Andrews et al. 2015). Yet, unpaved roads are not without costs to ecosystems as they are more vulnerable to erosion, can smother surrounding streams and vegetation, and generate significant dust during dry periods (Strayer 2012).

Roads often have negative effects on animal populations for several reasons, including direct mortality risk (Forman et al. 2003) and reduced accessibility to habitat and resources (Jaeger & Fahrig 2004). However, some species can experience neutral or positive road effects. Typically, these species are either (1) attracted to roads for food and can avoid mortality (e.g., vultures) or (2) avoid road contact but are not disturbed by traffic and easily avoid traffic (e.g., small mammals and birds) (Fahrig & Rytwinski 2009). The inverse relationship between vertebrate abundance and d-road that I found aligns with previous work demonstrating the susceptibility of herpetofauna to roads (Fahrig & Rytwinski 2009) given 86% of my observations were of amphibians and reptiles (Table 1).

The effects of roads on animal habitat use is made complex by the fact that, although roads can fragment a landscape, they can also increase the number of edges in a landscape (Murcia 1995; Mehmood & Zhang 2001). Ecological edges separate habitats and can be ecologically advantageous because they allow quick movement to adjacent habitats and facilitate thermoregulation (Murcia 1995; Blouin-Demers & Weatherhead 2002; but see Hanski et al. 1996; Kingston & Morris 2000). Despite these advantages for certain taxa, edges can be a double-edged sword as they can also allow easy access to habitats by predators, cause higher rates of nest predation, and parasitism (birds: Gates & Gysel 1978). Although I found no support for my prediction that proximity to edge would drive abundance, edge effects are complex and can vary in time and space (Laurence et al. 2007). One possible explanation for my negative result related to edge effects is that edge effects have been found to increase with habitat area (Ewers et al. 2007), and my sites were relatively small (<14 hectares). Edge effects also tend to be greater when a forest edge borders agricultural or pastureland as opposed to another forest patch (Mesquita et al. 1999). However, all five of my sites had at least some edges adjacent to

more forest patches. Although I did not find edge effects in my study, future studies should continue to account for edge density as it can have profound influence on biodiversity (Saunders et al. 1991; Laurence et al. 2007).

In contrast to my second prediction, vertebrate diversity in my study was greater in the summer than in the fall and winter, but there was not higher diversity in the milder spring and fall seasons (Fig. 2). This effect may be attributed to the seasonal activity patterns of the taxa observed in my study—most of the taxa (i.e., ectotherms) are largely inactive and fossorial during cooler months (Ultsch 1989; Halliday 1994). Beyond this generalization, understanding the biology of my commonly encountered taxa (Table 1) may provide insight into shifts in observed biodiversity. For example, amphibians have seasonal patterns of breeding (Watling & Donnelly 2002; Vignoli et al. 2007), and it is likely these patterns drove the observations of the genera *Bufo* and *Lithobates* (Table 1). *Bufo* species breed during the spring and early summer, and *Lithobates* species breed in the late fall and winter (Jenson et al. 2008). All of the amphibian genera I observed are more fossorial during the summer months, especially *Gastrophryne*, which begins breeding in early spring (Jenson et al. 2008). Certain genera in the class Reptilia also showed distinct seasonal patterns in their utilization of cover boards. *Anolis* was observed much more in the fall and winter, and this also corresponds with their breeding activity (Gorman & Licht 1974; Orrell et al. 2004). *Scincella* was observed more during the fall and winter in my study (Table 1). Although this does not correspond with their breeding activity (Jenson et al. 2008), they have been shown to thermoregulate much more effectively in the fall and winter (Parker 2014). *Eumeces* displays breeding activity in the spring or early summer, and this corresponds with my observations (Trauth 1994; Table 1). *Eumeces laticeps* even aggregates underground for hibernation during cold months (Jenson et al. 2008). Given the proportion of

reptiles I observed, it is likely that these seasonal patterns in Reptilia alone drove the seasonal variation in Figure 1. The cotton mouse (*Peromyscus gossypinus*) was observed many times during the fall and winter, but at no point during the spring and summer (Table 1). Although *P. gossypinus* can be active all year, its activity tends to increase during breeding (sometimes in spring but more often in fall), especially for females in estrus (O'Farrell 1974; Cushing & Cawthorn 1996). It is plausible that the presence of active-foraging snake species, such as *Coluber constrictor* (which was observed with much more frequency in the spring/summer: Table 1) after a short period of hibernation (Jenson et al. 2008) may have led to the disappearance of *P. gossypinus* under cover boards in the spring and summer. Future biodiversity studies should collect data across seasons to account for the seasonal activity patterns of the taxa involved.

My results indicate that vertebrate diversity may have been influenced by the presence of ants under cover boards. The red imported fire ant (*Solenopsis invicta*) is a dominant invasive species in the southeastern U.S. and tends to displace native ants and prey upon small mammals, reptiles, and amphibians (Porter & Savignano 1990; Allen et al. 1994; Todd et al. 2007). Although *S. invicta* can discourage the presence of vertebrates under cover boards (Heyer et al. 1994), it is likely that the positive covariation between class diversity and presence of ants found in my study was driven by the large proportion of lizards observed in my study. *Anolis*, *Eumeces*, and *Scincella* composed 58% of my observations throughout the study (Table 1). Although these species may be negatively affected by *S. invicta*, their primary diet is ants (including, *C. floridanus* and *C. pennsylvanicus* which were the other species of ants I observed) and other insects (Martof et al. 1989; Jenson et al. 2008). Future work could disentangle the positive (food source) and negative (predation risk) effects of ants on refuge use by vertebrates

by identifying specific ant species under cover objects or, better, excluding certain species and monitoring potential shifts in vertebrates' use of cover objects.

Although cover object surveys are a common method to sample biodiversity (e.g., Grant et al. 1992; Houze & Chandler 2002; Costall & Death 2010; MacNeil & Williams 2014), one of their limitations is that animals may use other, more thermally stable refuges (e.g., subterranean burrows) during periods of unfavorable surface temperatures (Houze & Chandler 2002). While cover objects are typically positioned on the ground (e.g., Grant et al. 1992; Hampton 2007), this method has been expanded to include arboreal cover boards (e.g., foam and cardboard strapped around a tree trunk), which can increase observations of both arboreal vertebrates (Nordberg & Schwarzkopf 2015) and invertebrates (Lettink & Patrick 2006; Hodge et al. 2007). The utilization of cover objects by animals can also be enhanced by designing cover objects to resemble natural refuges, which has been successful in restoring degraded habitats (Bowie et al. 2014) and vulnerable species (Souter et al. 2004). Thus, I recommend the continued use of artificial cover objects in studies of urban ecology because of their numerous advantages: low cost and labor intensity (Kjoss & Litvaitis 2001), properties that encourage utilization by animals (e.g., protection from predators: Fitch 1992), and less weather-dependent than other methods, such as pitfall traps (Wilson et al. 2007).

My results provide insight into how variation in forest structure and season alter the abundance and diversity of vertebrates in the southeastern U.S. Distance to the nearest road was the only structural variable I found to be an indicator of vertebrate diversity, and this may be due to two of my other variables (distance to nearest snag and overstory tree) being more important indicators in landscapes that have been more intensively altered by humans (e.g., agriculture or urban core) (Harvey et al. 2006). My results provide further insight into how activity patterns of



taxa can influence biodiversity surveys (Dodd 2009; Sung et al. 2011). Future studies should continue to quantify the role of these ecological drivers of biodiversity (e.g., via manipulations of land management).

## CHAPTER 3

### IMMUNE ACTIVATION INFLUENCES THE TRADEOFF BETWEEN THERMOREGULATION AND SHELTER USE

#### INTRODUCTION

The vast majority of animal species (99.9%) are ectothermic (Atkinson & Sibly 1997) and, thus, are particularly sensitive to changes in ambient temperature. Temperature affects many life processes, including locomotion (Kubisch et al. 2011), digestion (Wang et al. 2002), growth (Yagi & Litzgus 2013), and reproduction (Abde El-Hafez 2014). Because ambient temperature varies spatially and temporally, thermoregulation (i.e., regulation of body temperature,  $T_b$ ) is a crucial behavioral process for most animal taxa (Reinert 1993; Blouin-Demers & Weatherhead 2001; Sauter et al. 2000; Deban & Lappin 2010; Caillon et al. 2014; Hoecherl & Tautz 2015).

Several features of the environment promote thermoregulation, including shelters (refuge structures), which can exhibit different absolute temperatures and temperature variability than ambient conditions (Stahlschmidt et al. 2012; van den Berg et al. 2015). In addition to promoting thermoregulation and other behaviors (e.g., ambush-hunting: Bevelander et al. 2006; Clark 2007), shelters can promote predator avoidance for many animals—from worms (Dill & Fraser 1996) to primates (Cowlshaw 1997). Both facilitation of thermoregulation and predator avoidance can coincide (Schwarzkopf & Alford 1996; Roper et al. 2001), but shelters are not always thermally optimal (e.g., a log exposed to constant sunlight may be too hot to promote optimal growth for an animal: Downes 2001). Thus, a tradeoff can occur where an animal is forced to choose between thermoregulation and using a shelter for protection from predators (Amo et al. 2004; Stahlschmidt & Adamo 2013a). Although behavioral thermoregulation improves locomotive performance (Angilletta et al. 2002), predator avoidance is linked to

immediate survival and, thus, has been shown to be prioritized in thermoregulation-predator avoidance tradeoffs (Mabille & Berteaux 2014).

Like other important tradeoffs, the thermoregulation-predator avoidance tradeoff may be plastic in response to environmental conditions (Stahlschmidt et al. 2013a; Stahlschmidt et al. 2014; Dosmann et al. 2015). For example, pathogen exposure varies temporally and spatially (Raucher 2002, Suwanpakdee et al. 2015), and it can influence thermoregulation and predator avoidance independently. During immune activation, many animals putatively shift their  $T_b$  to create an undesirable thermal environment for pathogens (Kluger 1986; Bicego et al. 2007). This shift in  $T_b$  often presents as fever (increase in  $T_b$ ), such as in crayfish (Payette & McGaw 2003), insects (reviewed in Stahlschmidt & Adamo 2013b, but see Ballabeni et al. 1995), mice (MacDonald et al. 2012), and reptiles (Merchant et al. 2008, but see Zurovsky et al. 1987), but immune activation can have hypothermic effects on animals (Deen & Hutchison 2001; Almeida et al. 2006). Immune activation can also influence predator avoidance behavior (e.g., cause an infected individual to react slower to predator attacks even at preferred temperature) (Lefcort & Eiger 1993; Joop & Rolff 2004; Rantala et al. 2010; Otti et al. 2011). The role of immune activation in the tradeoff between thermoregulation and predator avoidance has been proposed (e.g., Otti et al. 2011; Nord et al. 2014) but never explicitly tested.

Thus, I examined the dynamics of a thermoregulation-shelter use tradeoff to test two hypotheses. I used the cornsnake (*Pantherophis guttatus*) to test my hypotheses because snakes utilize existing shelter (Hyslop 2009) and adjust their habitat selection to carefully regulate  $T_b$  (Blouin-Demers & Weatherhead 2001; McConnachie et al. 2011; Lorigou et al. 2012; Stahlschmidt et al. 2012; Aidam et al. 2013; Lourdaïs et al. 2013). Like other animals (Lefcort & Eiger 1993; Johnson 2002), snakes may exhibit a shift in  $T_b$  and increase shelter use due to

immune activation; thus, I first hypothesized that immune activation influences thermoregulation and shelter use independently (*sensu* Kluger 1986; Ottie et al. 2011). This hypothesis predicted that snakes would undergo fever and increase their shelter use during an immune activation. My second hypothesis was that immune activation affects the thermoregulation-shelter use tradeoff. I predicted that animals normally prioritize shelter use over thermoregulation (*sensu* Mabilie & Berteaux 2014) but that this prioritization is reduced during an immune challenge due to the strong effects of immune activation on thermoregulation (Deen & Hutchison 2001; Payette & McGaw 2003; Almeida et al. 2006; Merchant et al. 2008; MacDonald et al. 2012; reviewed in Stahlschmidt & Adamo 2013b, but see Zurovsky et al. 1987). The results of my study will give insight into how an important environmental factor (immune activation by pathogens) influences the tradeoff between two widespread behaviors (thermoregulation and shelter use).

## METHODS

*Pantherophis guttatus* is a member of the family Colubridae and is commonly found throughout the southeastern United States (Dorcas & Gibbons 2005). The experiment used 23 captive-born *P. guttatus* (1.5-2 years of age; 14 males and 9 females; body mass range: 119-486 grams) that were 1<sup>st</sup>-4<sup>th</sup> generation progeny of snakes caught in Beaufort County, SC, USA. Prior to trials, snakes were housed individually in translucent plastic enclosures (17 cm × 38 cm × 14 cm). To facilitate behavioral thermoregulation, sub-surface heat tape at one end of the enclosures created a temperature range of 24.5-33 °C, which accommodates the preferred  $T_b$  of *P. guttatus* (Roark & Dorcas 2000; Raske et al. 2012; Stahlschmidt et al. 2015). Snakes were fed frozen/thawed mice (10-20% of each snake's body mass) every 1-2 wks and provided water *ad libitum*. Digestion can invoke  $T_b$  shifts in *P. guttatus* (Sievert et al. 2013) so snakes were non-absorptive (>5 d post feeding; Crocker-Buta & Secor 2014) during trials. Throughout the study,

snakes exhibited no inflammation or evidence of trauma at the sites of injection and, as further evidence that treatments were not overly stressful, they readily accepted food shortly after trials (see details below). All procedures were approved by the Institutional Animal Care and Use Committee at Georgia Southern University (protocol #I14004).

Experiments were performed in thermal gradient lanes (length: 2.4 m; width: 0.3 m; height: 0.4 m) within an arena (Fig. 3). The temperature gradient was achieved with modified Flex-Watt heat tape placed below 2-3 cm of sand (a temperature stable substrate). Substrate temperature ranged from 20-35°C because *P. guttatus* exhibit a preferred  $T_b$  of 26-27°C (Roark & Dorcas 2000; Raske et al. 2012; Stahlschmidt et al. 2015). When trials were in session, the top of the arena was covered with acrylic glass to keep snakes inside and to help stabilize the temperature of the substrate.

To determine the role of immune activation on a thermoregulation-shelter use tradeoff in *P. guttatus* (n=23), a repeated measures  $2 \times 2$  factorial experimental design in the thermal gradient arena was used. Two treatments were used, each with two levels: shelter availability (full and partial) and presence of immune status (challenge or control) (described below).

For the shelter availability treatment, either shelter across the entire gradient (“full” shelter) or only at temperature extremes (“partial” shelter) was provided (Fig. 3). In both cases, shelter consisted of a corrugated steel sheet (0.15 m wide) placed 3-4 cm above the substrate (Fig. 3). The temperature extremes in the partial shelter level were at least 2-3 °C below and above preferred  $T_b$  (20-23 °C and 29-35 °C, respectively)—that is, the partial shelter level of treatment forced snakes to choose between finding shelter and preferred temperature.

For each snake, the temperature it selected ( $T_s$ ) in full and partial shelter treatments was determined in two immune states, the order of which was randomized. For each trial, snakes were given a subcutaneous injection (1 ml per kg body mass) of phosphate-buffered saline (PBS) solution (1x concentration) or lipopolysaccharide (LPS, 10 mg LPS dissolved in 1x PBS). Lipopolysaccharide is an endotoxin found on the membranes of Gram-negative bacteria that typically elicits a strong immune (and often febrile) response in many animals, including reptiles (Ortega et al. 1991; Burns et al. 1996; Alexander & Rietschel 2001; but see Zurovsky et al. 1987). The LPS was a lyophilized powder from *Escherichia coli* (Sigma-Aldrich, Rehovot, Israel, Lot # 044M4004V) and the 1xPBS was made by adding tablets (Fisher Scientific, Fair Lawn, NJ, Lot # 145850) to distilled H<sub>2</sub>O. Each snake was given an injection (LPS or PBS) at 20:00 and was then allowed to habituate to its own lane within the thermal gradient overnight. Six hourly measurements of temperature choice and shelter utilization were taken the next day from 8:00 to 13:00. Temperature measurements were taken using a factory-calibrated infrared thermometer (ProTemp 12, Jewell Instruments, Manchester, NH; range: -50–550 °C; accuracy: 1.5%; resolution: <0.1 °C). Because substrate temperature and  $T_b$  are highly related in reptiles (Lagarde et al. 2012), this method is useful in quiescent snakes and also because it is less invasive than direct methods such as cloacal probes. Snakes that were moving during an observation (<2% of observations) were not recorded for temperature. To avoid confounding olfactory signals among snakes, the sand was mixed and shelters cleaned with 70% ethanol between trials. Each snake's trials (n=4) were separated by  $\geq 2$  wks.

Analyses were performed in SPSS (v.22 IBM Corp., Armonk, NY), and two-tailed significance was determined at  $\alpha < 0.05$ . For shelter preference, a binary logistic generalized linear mixed model was used where shelter status (full or partial) and immune status (control or

LPS-challenged) were included as fixed effects, and each observation (n=6 per trial for each of a given snake's four trials) was the dependent variable (0: under shelter, 1: not under shelter). Observation (but not trial) order significantly influenced shelter preference; thus, I included observation order (1-6) as a random effect. To examine whether animals had a preference for warmer or cooler shelter in the partial shelter trials,  $\chi^2$  goodness of fit tests were performed for each immune status. For preferred  $T_s$ , a linear mixed model was used where shelter status and immune status were included as fixed effects, and each temperature observation (n=6 per trial for each of a given snake's four trials) was the dependent variable. Trial (but not observation) order significantly influenced  $T_s$ ; thus, I included trial order (1-4) as a random effect. To account for repeated sampling, animal ID was included as a random effect in all mixed models.

## RESULTS

Shelter preference was influenced by the interaction between shelter status and immune status ( $\chi^2=12$ , d.f.=1,  $P=0.001$ ), but it was not affected by shelter status ( $\chi^2=0.47$ , d.f.=1  $P=0.49$ ) or immune status independently ( $\chi^2=2.8$ , d.f.=1  $P=0.094$ ) (Fig. 4). When immune-challenged and given only partial shelter, snakes exhibited reduced shelter preference relative to other treatment combinations (83% vs. >96% of observations under shelter) (Fig. 4). When forced to choose between shelters that were cooler- and warmer-than-preferred (i.e., during partial shelter trials), snakes strongly preferred cooler shelters when LPS-challenged (89% of observations) ( $\chi^2=26$ , d.f.=1  $P<0.001$ ) and when non-challenged (99% of observations) ( $\chi^2=46$ , d.f.=1  $P<0.001$ ). Preferred  $T_s$  was independently influenced by shelter status ( $F_{1,517}=8.6$ ,  $P=0.003$ ) and immune status ( $F_{1,517}=11$ ,  $P=0.001$ ), but these effects were largely driven by a shelter $\times$ immune interaction ( $F_{1,517}=33$ ,  $P<0.001$ ) (Fig. 5). When non-challenged and given only partial shelter, snakes exhibited reduced  $T_s$  relative other treatment combinations (24°C vs. 27°C) (Fig. 5).

## DISCUSSION

Although I did not detect a strong independent effect of immune activation on thermoregulatory or shelter use behavior (Figs. 4 and 5; which does not support my first hypothesis), I did find support for my second hypothesis that immune activation influences the tradeoff between thermoregulation and shelter use. The snakes utilized shelter at least 96% of the time when shelter was readily available (Fig. 4). However, when forced to choose between thermoregulation and shelter use, immune-challenged snakes were more likely to maintain their  $T_s$  at the expense of shelter use—specifically, they spent 9-fold as much time exposed relative to control snakes (Fig. 4).

Across taxa, the effects of immune activation can have varying effects on temperature preference. Although fever is demonstrated by many animals (e.g., reviewed in Kluger 1986; Stahlschmidt & Adamo 2013b), some species exhibit a hypothermic response to an immune activation or even no response at all, including several reptile species (Laburn et al. 1981; Zurovsky et al. 1987; Don et al. 1994; Burns et al. 1996). Fever is a complex response, and several factors (e.g., the type and dosage amount of pyrogen, and the timing of measurement: Stahlschmidt & Adamo 2013b) must be considered when determining its presence or absence. Although immune activation can also influence predator avoidance behavior and shelter preference (Lefcort & Eiger 1993; Joop & Rolff 2004), experiments examining fever typically do not include shelter (Zurovsky et al. 1987; Ortega et al. 1991; Don et al. 1994; Burns et al. 1996; Cichoń et al. 2002; Stahlschmidt & Adamo 2013a). Shelter is important for a plethora of behavioral processes, such as competition (Fero & Moore 2014; Kintzing & Butler 2014) and oviposition site selection (Stahlschmidt & Adamo 2013a)—thus, it may be similarly important



for behavioral fever. Future studies examining fever should provide varying degrees of shelter to determine the importance of shelter in thermoregulatory responses to immune activation.

Given my results (Figs. 4 and 5) and those of others (Webb et al. 2009; Bonnet et al. 2013; Stahlschmidt et al. 2013b; Villén-Pérez et al. 2013), the prioritization of shelter use over thermoregulation by animals may be widespread. When forced to choose between thermoregulation and shelter use, the control snakes in my study did not alter their shelter utilization (Fig. 4) and this came at the expense of their  $T_s$  (Fig. 5)—that is, they prioritized shelter use over thermoregulation. Both shelter use and thermoregulation are important (i.e., an animal lacking both aspects will likely exhibit higher risk of predation and hindered physiological performance) (Colishaw 1997; Regal 1966). However, a lack of shelter typically outweighs the negative effects of undesirable ambient temperature in insects (Stahlschmidt & Adamo 2013b), reptiles (Webb et al. 2009; Bonnet et al. 2013), and birds (Villén-Pérez et al. 2013). When lacking shelter, snakes exhibit reduced energy intake (high regurgitation rate) and chronically elevated levels of corticosterone (CORT, a hormone secreted in response to stress via the hypothalamic-pituitary-adrenal [HPA] axis) (Moore & Mason 2001; Bonnet et al. 2013). However, some snakes do not experience an increase in baseline plasma CORT levels when occupying thermally suboptimal environments (Sykes & Klukowski 2009; but see Dupoue et al. 2013). Further, although little data on thermal performance exists for *P. guttatus*, the swimming and striking performances of other colubrid snakes are not highly sensitive to shifts in  $T_b$  (e.g., the range of  $T_b$ s over which performance is 80% of maximal is 15-18°C: Blouin-Demers et al. 2003). Therefore, shelter use may be ultimately prioritized over thermoregulation due to its direct effect on fitness (i.e., avoiding predators increases survival), and this prioritization may be mediated at a proximate level by the HPA axis (Smith & Vale 2006).

My second hypothesis (immune activation influences the tradeoff between thermoregulation and shelter use) was supported because shelter use became deprioritized over thermoregulation due to immune activation (Figs. 4 and 5). Although this hypothesis had never been explicitly tested, others had similar results in different taxa. For example, immune activation in blue tits (*Cyanistes caeruleus*) does not cause a change in  $T_b$ , but it may cause birds to sacrifice perceived safety (i.e., remain roosting in nest boxes where previous captures occurred) to maintain preferred  $T_b$  in the context of energy conservation (Nord et al. 2014). Similarly, immune activation in field crickets (*Gryllus campestris*) increases the amount of time spent exposed, and this may occur to facilitate shifts in thermoregulation (e.g., increased basking: Otti et al. 2011). Thus, the benefits of such behavioral shifts to the immune system (i.e., creating an undesirable environment for a pathogen) may begin to outweigh the costs (e.g., sub-optimal temperature for other physiological processes, reduced food consumption, and increased predation risk). Given the potentially widespread nature of thermoregulation-shelter use tradeoffs, I encourage others to test its plasticity in response to immune activation using other taxa.

When forced to choose between shelters that were either cooler or warmer than preferred, snakes in my study preferred to utilize cooler shelters (Fig. 5). I offer several possible reasons for this result. First, some benefits of the warmer shelter were minimized in my study. For example, snakes were post-absorptive and, thus, did not reap the benefits of digestion related to warmer temperatures (Michel and Bonnet 2010). Second, there are physiological costs to occupying and conforming to warmer microhabitats. Energy expenditure and water loss increase with increasing  $T_b$ , and thermal performance declines more rapidly at temperatures above the thermal optimum relative to temperatures below the thermal optimum (reviewed in Angilletta

2009; Michel and Bonnet 2010; Bonnet 2011). Third, the thermal optimum for at least one widespread metric of performance (innate immune function: Butler et al. 2013) is lower than  $T_s$  in my study snakes (Stahlschmidt et al., unpublished). Future research should continue to examine the relationship between thermal optima for other performance traits (e.g., locomotion) and temperature-based decision-making in snake taxa and beyond.

Fever responses are complex and influenced by several factors (e.g., reviewed in Stahlschmidt & Adamo 2013b). Thus, I suggest using the following standard protocol when studying behavioral responses to immune activation in vertebrates. (1) Use the genus *Aeromonas* as the pyrogen because this group can elicit a febrile response in ectothermic vertebrates (e.g., fish: Tsai & Hoh 1995; amphibians: Casterlin & Reynolds 1977; reptiles: Merchant et al. 2007) and is associated with infections of birds and mammals (Janda and Abbott 1998; Tomás 2012). (2) Use a comprehensive range of sampling time points because febrile responses can range from hours (Haukenes and Barton 2004) to days (Don et al. 1994; Burns et al. 1996), to weeks (Moore & Freehling 2002) depending on taxon. (3) Control for shelter availability (see rationale above and below). Adopting a more standardized protocol should allow us to better understand the prevalence of fever and the role of fever in behaviors associated with shelter use.

Results from my study suggest we should re-evaluate how immune activation influences decisions related to behavioral thermoregulation. For example, I demonstrate that immune-challenged animals not exhibiting fever may still exhibit important shifts in the prioritization of thermoregulation. My results also demonstrate that immune activation can affect the potentially widespread tradeoff between thermoregulation and shelter use. In the future, researchers should continue to investigate the plasticity of this tradeoff in response to other common factors, such as reproductive status, digestive state, age, or motivation for predator avoidance or foraging (e.g.,

by scenting areas of the arena with predators or prey, respectively, *sensu* Downes and Shine 1998). We should also continue to examine this pattern across other taxa and in other contexts (e.g., the role of immune activation in tradeoffs between thermoregulation and foraging behavior).

Table 1: Abundance of species found across seasons at five forested sites in southern Georgia.

Genera with more than one species observed are denoted with an \* (*Ambystoma: opacum, talpoideum, Bufo: quercicus, terrestris, Eumeces: fasciatus, inexpectatus, laticeps*).

Class	Genera	Season			
		Spring	Summer	Fall	Winter
Amphibia	<i>Ambystoma*</i>	8	1	7	7
	<i>Bufo*</i>	3	5	0	3
	<i>Gastrophryne carolinensis</i>	4	0	0	0
	<i>Lithobates sphenoccephalus</i>	3	1	7	10
Reptilia	<i>Anolis carolinensis</i>	8	2	52	62
	<i>Aspidoscelis sexlineatus</i>	9	0	0	1
	<i>Coluber constrictor</i>	7	11	1	1
	<i>Diadophis punctatus</i>	3	3	1	4
	<i>Eumeces*</i>	69	37	0	0
	<i>Lampropeltis getula</i>	1	1	0	1
	<i>Masticophis flagellum</i>	2	1	2	1
	<i>Nerodia fasciata</i>	2	0	0	1
	<i>Ophisaurus ventralis</i>	2	0	1	0
	<i>Scincella lateralis</i>	0	3	28	19
Mammalia	<i>Blarina carolinensis</i>	1	0	0	2
	<i>Peromyscus gossypinus</i>	0	0	26	34

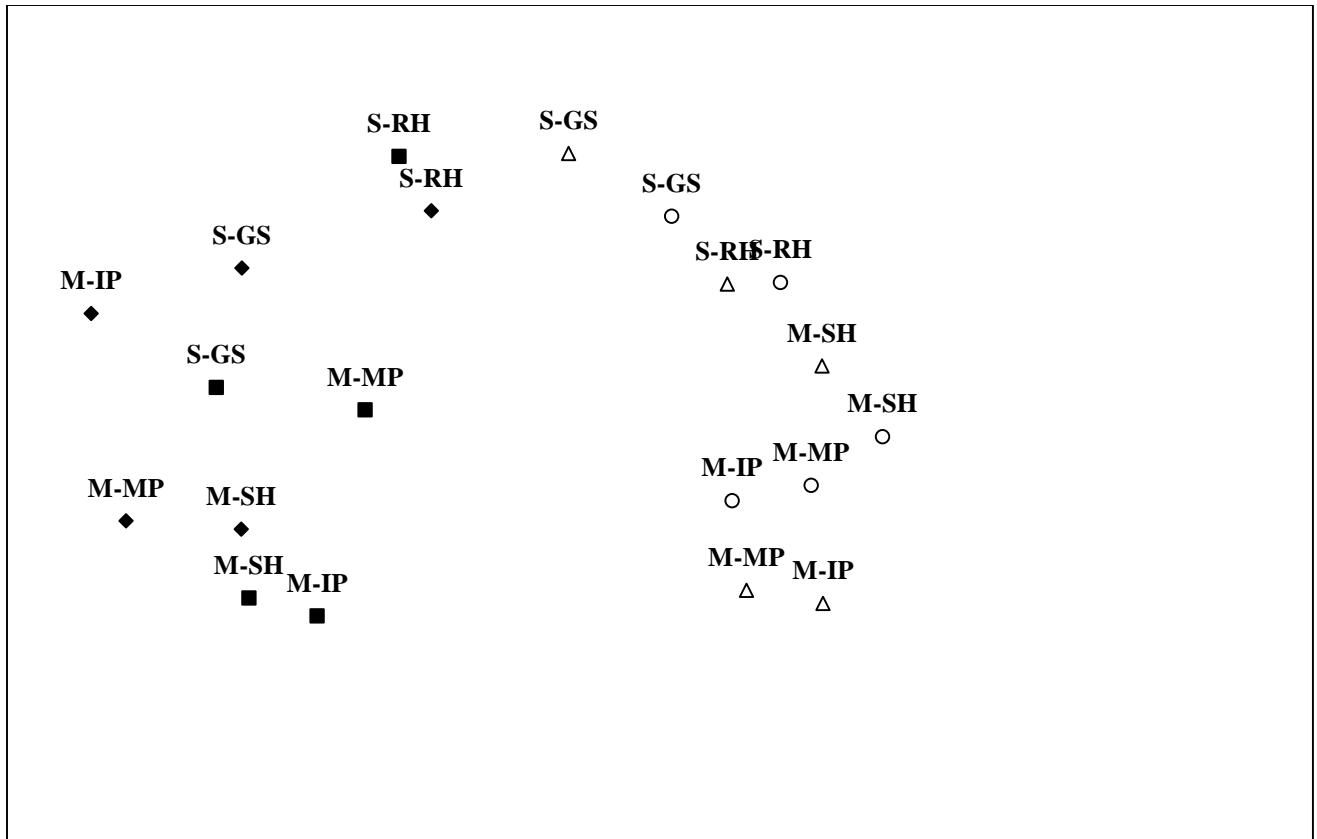


Figure 1: Nonmetric multidimensional scaling ordination plot based on the relative abundance of vertebrates observed across five forested sites and all seasons. Distances between sample points represent differences based on Bray-Curtis dissimilarity (e.g., symbols that cluster close to one another exhibited similar levels of vertebrate abundance; Bray and Curtis 1957). Triangles represent fall, circles: winter, squares: spring, diamonds: summer. Black symbols represent spring and summer seasons, and white symbols represent fall and winter seasons. Sites are as follows: M-SH, M-MP, and M-IP (for sand hill, mature pine, and immature pine sites near Metter, GA), and S-GS and S-RH (for Georgia Southern University and residential housing sites in Statesboro, GA).

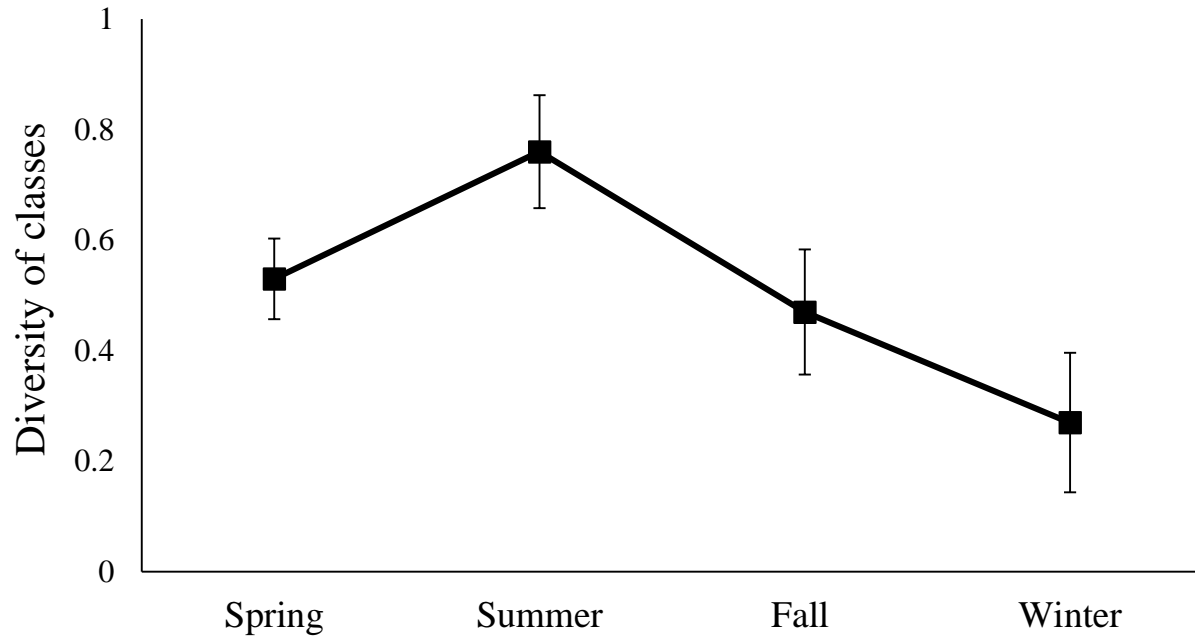


Figure 2: Effect of season on Shannon's index of diversity (H) of classes in forests in southeastern Georgia, U.S. where H of classes was significantly greater in the summer than in the fall or winter. Shared letters above points represent non-significant ( $p > 0.05$ ) differences between seasons. Symbols represent mean  $\pm$  1 SE.

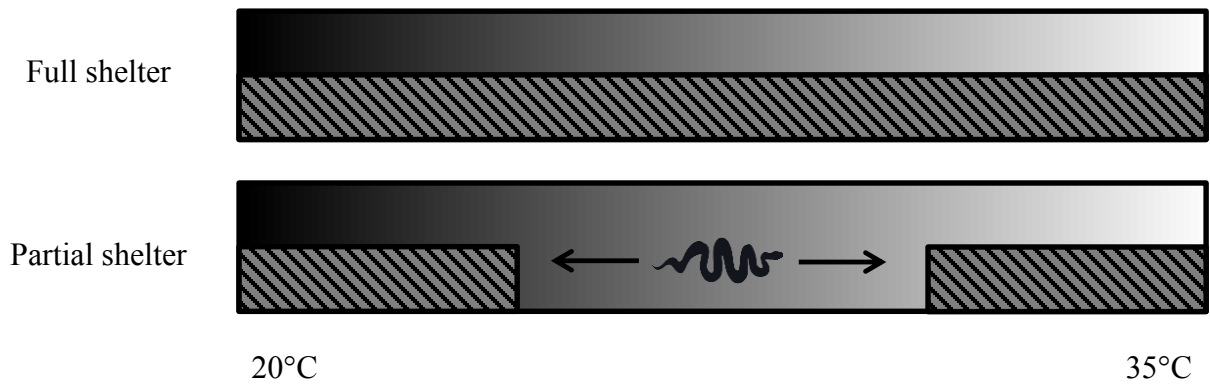


Figure 3: Diagram of shelter treatments in thermal gradient. Open area represents exposed space and diagonally patterned area represents sheltered space. Each snake underwent trials with both shelter types (full and partial) at two immune states (challenged and control). See text for details. A sample snake is shown to demonstrate how each snake had the option to move freely in any direction based on its temperature or shelter preference.



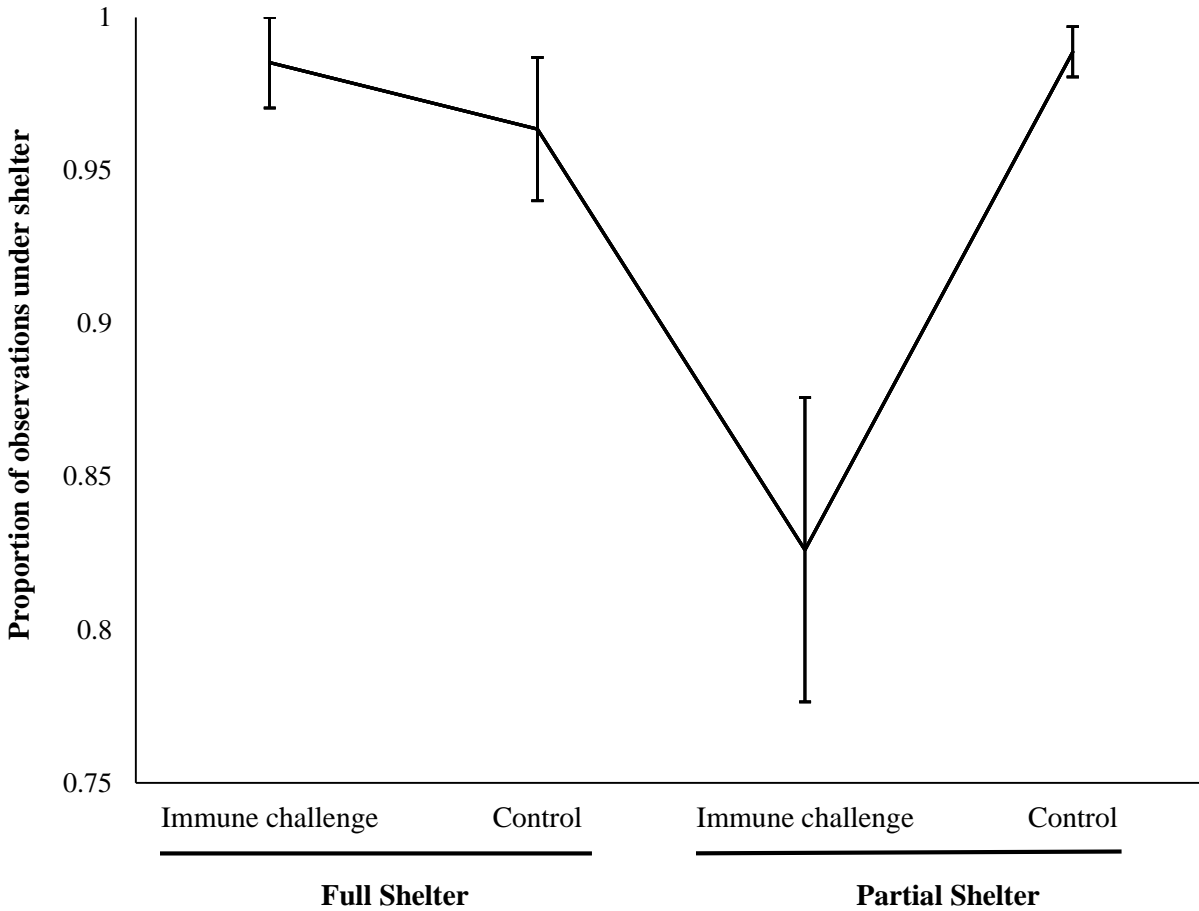


Figure 4: Effects of shelter treatment (full or partial) and immune status (challenged or control) on the proportion of observations of *P. guttatus* ( $n=23$ ) under refuge. Each snake underwent all combinations of trials in randomized order. See text for details about shelter and immune status treatments. Symbols represent  $\text{mean} \pm 1$  SE.

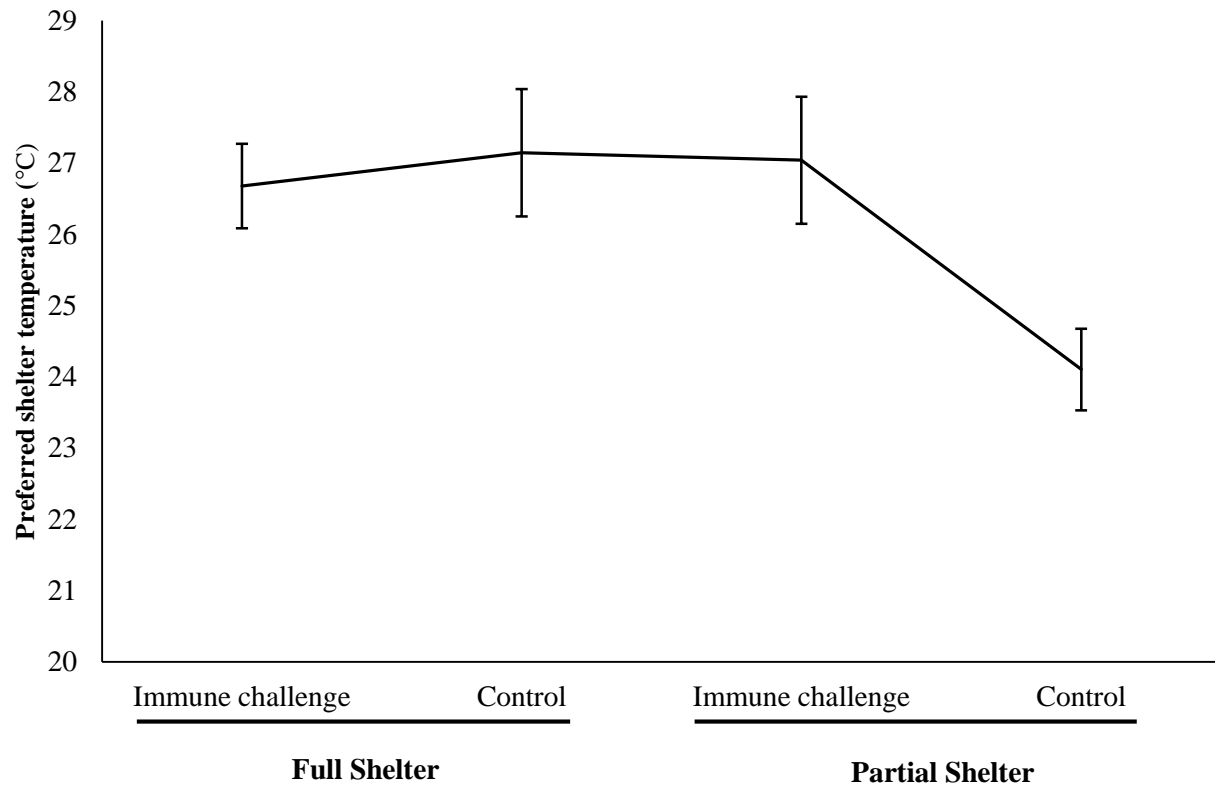


Figure 5: Effects of shelter treatment (full or partial) and immune status (challenged or control) on mean temperature selected by *P. guttatus* ( $n=23$ ). Each snake underwent all combinations of trials in randomized order. See text for details about shelter and immune state treatments.

Symbols represent mean $\pm$ 1 SE.

## REFERENCES

- Aïdam A, Michel C, Bonnet, X (2013) Effect of Ambient Temperature in Neonate Aspik Vipers: Growth, Locomoter Performance and Defensive Behaviors. *Journal of Experimental Zoology* 319A: 310-318
- Alexander C, Rietschel ET (2001) Bacterial lipopolysaccharides and innate immunity. *Journal of Endotoxin Research* 7: 167-202
- Allen CR, Demaris S, Lutz RS (1994) Red imported fire ant impact on wildlife: an overview. *Texas Journal of Science* 46: 51-59
- Almeida MC, Steiner A, Branco L, Romanovsky A (2006). Cold-seeking behavior as a thermoregulatory strategy in systemic inflammation. *European Journal of Neuroscience* 23: 3359-3367
- Amo L, Pilar L, Martín J (2004) Trade-offs in the choice of refuges by common wall lizards: do thermal costs affect preferences for predator-free refuges? *Canadian Journal of Zoology* 82: 897-901
- Andrews KM, Nanjappa P, Riley SP (2015) *Roads and Ecological Infrastructure: Concepts and Applications for Small Animals*. Johns Hopkins University Press, Baltimore, MD
- Angilletta Jr M, Hill T, Robson M (2002) Is physiological performance optimized by thermoregulatory behavior?: a case study of the eastern fence lizard, *Sceloporus undulates*. *Journal of Thermal Biology* 27: 199-204
- Angilletta, Jr. M *Thermal Adaptation, a Theoretical and Empirical Synthesis*. Oxford University Press
- Arida EA, Bull CM (2008) Optimising the design of artificial refuges for the Australian skink, *Egernia stokesii*. *Applied Herpetology* 5: 161-172

- Atkinson D, Sibly R (1997) Why are organisms bigger in colder environments? Making sense of a life history puzzle. *Trends in Ecology & Evolution* 6: 235-239
- Bakkegard KA (2002) Activity Patterns of Red Hills Salamanders (*Phaeognathus hubrichti*) at Their Burrow Entrances. *Copeia* 3: 851-856
- Ballabeni P, Benway H, Jaenike J (1995) Lack of behavioral fever in nematode-parasitized *Drosophila*. *Journal of Parasitology* 81: 670-674
- Berryman AA, Hawkins BA (2006) The refuge as an integrating concept in ecology and evolution. *OIKOS* 115: 1
- Bevelander G, Smith TL, Kenneth VK (2006) Microhabitat and prey odor selection in the foraging pigmy rattlesnake. *Herpetologica* 62: 47-55
- Bicego K, Barros R, Branco L (2007) Physiology of temperature regulation: Comparative aspects. *Comparative Biochemistry and Physiology* 147: 616-639
- Blouin-Demers G, Weatherhead PJ (2001) Habitat use by black rat snakes (*Elaphe obsoleta obsoleta*) in fragmented forests. *Ecology* 83: 2882-2896
- Blouin-Demers G, Weatherhead PJ (2002) Habitat-specific behavioural thermoregulation by black rat snakes (*Elaphe obsoleta obsoleta*). *Oikos* 97: 59-68
- Blouin-Demers G, Weatherhead, PJ, McCracken HA (2003) A test of the thermal coadaptation hypothesis with black rat snakes (*Elaphe obsoleta*) and northern water snakes (*Nerodia sipedon*). *Journal of Thermal Biology* 4: 331-340
- Bonnet, X (2011) The evolution of semelparity. In *Reproductive Biology and Phylogeny of Snakes*. *Reproductive Biology and Phylogeny Series* (ed. B. G. M. Jamieson), pp. 645-672. Enfield, NH: Science Publishers

- Bonnet X, Fizesan A, Michel C (2013) Shelter availability, stress level and digestive performance in the aspic viper. *Journal of Experimental Biology* 216: 815-822
- van den Berg, FT, Thompson MB, Hochuli DF (2015) When hot rocks get hotter: behavior and acclimatization mitigate exposure to extreme temperatures in a spider. *Ecosphere* 6: 88
- Bowie MH, Allen WJ, McCaw J, Van Heugten R (2014) Factors influencing occupancy of modified artificial refuges for monitoring the range-restricted Banks Peninsula tree weta *Hemideina ricta* (Anostosto-matidae). *New Zealand Journal of Ecology* 38: 132-138
- Bray JR, Curtis JT (1957) An ordination of the upland forest communities of southern Wisconsin. *Ecological Monographs* 27: 325-349
- Brito JC (2003) Seasonal and daily activity patterns of *Vipera latastei* in northern Portugal. *Amphibia-Reptilia* 24: 497-508
- Brotherton DK, Behler JL, Cook RP (2007) Acadia National Park Amphibian and Reptile Inventory: March-September 2001. Technical Report NPS/NER/NRTR
- Buczowski G, Richmond DS (2012) The Effect of Urbanization on Ant Abundance and Diversity: A Temporal Examination of Factors Affecting Biodiversity. *PLoS ONE* 7: e41729
- Burns G, Ramos A, Muchlinski A (1996) Fever Response in North American Snakes. *Journal of Herpetology* 2: 133-139
- Butler MW, Stahlschmidt ZR, Ardia DR, Davies S, Davis J, Guillette Jr. LJ, Johnson N, McCormick SD, McGraw KJ, DeNardo DF (2013) Thermal Sensitivity of Immune Function: Evidence against a Generalist-Specialist Trade-Off among Endothermic and Ectothermic Vertebrates. *American Naturalist* 181: 761-774

- Buttigieg PL, Ramette A (2014) A Guide to Statistical Analysis in Microbial Ecology: a community-focus, living review of multivariate data analyses. *FEMS Microbiology Ecology* 90: 543-550
- Caillon R, Suppo C, Casas J, Woods A, Pincebourde S (2014) Warming decreases thermal heterogeneity of leaf surfaces: implications for behavioural thermoregulation by arthropods. *Functional Ecology* 28: 1449-1458
- Casterlin ME, Reynolds WW (1977) Behavioral fever in anuran amphibian larvae. *Life Sciences* 20: 593-596
- Cichón M, Chadzińska M, Książek A, Konarzewski M (2002) Delayed effects of cold stress on immune response in laboratory mice. *Proceedings of the Royal Society of London B* 269: 1493-1497
- Clark RW (2007) Public information for solitary foragers: timber rattlesnakes use conspecific chemical cues to select ambush sites. *Behavioral Ecology* 18: 487-490
- Cooper Jr. WE, Pérez-Mellado V (2004) Tradeoffs between escape behavior and foraging opportunity by the Belearic lizard (*Podarcis lilfordi*). *Herpetologica* 60: 321-324
- Costall JA, Death RG (2010) Population monitoring of the endangered New Zealand spider, *Latrodectus katipo*, with artificial cover objects. *New Zealand Journal of Ecology* 34: 253-258
- Cowlshaw G (1997) Refuge use and predation risk in a desert baboon population. *Animal Behavior* 54: 241-253
- Crocker-Buta S, Secor S (2014) Determinants and repeatability of the specific dynamic response of the corn snake, *Pantherophis guttatus*. *Comparative Biochemistry and Physiology, Part A* 169: 60-69
- Crowley PH, Travers SE, Linton MC, Cohn SL, Sih A, Sargent RC (1991) Mate density, predation risk, and the seasonal sequence of mate choices: a dynamic game. *American Naturalist* 137: 567-596

- Cushing BS, Cawthorn JM (1996) Species differences in activity patterns during oestrus. *Canadian Journal of Zoology* 74: 473-479
- Dayton PK (1971) Competition, disturbance, and community organization: the provision and subsequent utilization of space in a rocky intertidal community. *Ecological Monographs* 41: 351-389
- Deban SM, Lappin AK (2011) Thermal effects on the dynamics and motor control of ballistic prey capture in toads: maintaining high performance at low temperature. *Journal of Experimental Biology* 214: 1333-1346
- Deen C, Hutchison V (2001) Effects of lipopolysaccharide and acclimation temperature on induced behavioral fever in juvenile *Iguana iguana*. *Journal of Thermal Biology* 26: 55-63
- Dill LM, Fraser A (1996) The worm re-turns: hiding behavior of a tube-dwelling marine polychaete, *Serpula vermicularis*. *Behavioral Ecology* 2: 186-193
- Dodd CK (2009) *Amphibian Ecology and Conservation*. Oxford University Press, Oxford, U.K
- Don M, Estany A, Ramos A, Leoni R, Muchlinski A (1994) Re-examination of the Afebrile Response in Two Lizard Species (*Varanus exanthematicus* and *Gerrhosaurus major*). *Journal of Herpetology* 3: 385-388
- Dorcas M, Gibbons W (2005) *Snakes of the Southeast*. University of Georgia Press
- Dosmann A, Brooks KC, Mateo JM (2015) Evidence for a mechanism of phenotypic integration of behaviour and innate immunity in a wild rodent: implications for animal personality and ecological immunology. *Animal Behaviour* 101: 179-189
- Downes S (2001) Trading heat and food for safety: costs of predator avoidance in a lizard. *Ecology* 82: 2870-2881

- Downes S, Shine R (1998) Heat, safety or solitude? Using habitat selection experiments to identify a lizard's priorities. *Animal Behaviour* 55: 1387-1396
- Dupoue A, Brischoux F, Lourdais O, Angelier F (2013) Influence of temperature on the corticosterone stress-response: An experiment in the Children's python (*Antaresia childreni*). *General and Comparative Endocrinology* 193: 178-184
- El-Hafez AA, El-Sharkawy MA, Hassan KA (2014) Consequential Effects of High Temperature on Biological Characteristics Influencing the Efficacy of *Trichogramma evanescens* Westwood and its Progeny. *Egyptian Journal of Biological Pest Control* 24: 57-63
- Environmental Impact Assessment Ordinance, Cap.499 Guidance Note. Methodologies for Terrestrial and Freshwater Ecological Baseline Surveys, Note No. 10/2010
- Ewers RM, Thorpe S, Didham RK (2007) Synergistic interactions between edge and area effects in a heavily fragmented landscape. *Ecology* 88: 96-106
- Fahrig L, Rytwinski T (2009) Effects of Roads on Animal Abundance: an Empirical Review and Synthesis. *Ecology and Society* 14: 21
- Faulkner S (2004) Urbanization impacts on the structure and function of forested wetlands. *Urban Ecosystems* 7: 89-106
- Fero KC, Moore PA (2014) Shelter availability influences social behavior and habitat choice in crayfish, *Orconectes virilis*. *Behaviour* 151: 103-123
- Fitch HS (1992) Methods of sampling snake populations and their relative success. *Herpetological Review* 23: 17-19



- Foá A, Monteforti G, Minutini L, Innocenti A, Quagliari C, Flamini M (1994) Seasonal changes of locomotor activity patterns in ruin lizards *Podarcis sicula*. *Behavioral Ecology and Sociobiology* 34: 267-274
- Forman RT, Sperling JA, Bissonette AP, Clevenger CD, Cutshall VH, Dale L, Fahrig R, France CR, Goldman K, Heanue JA, Jones FJ, Swanson T, Turrentine T, Winter TC (2003). *Road ecology: science and solutions*. Island Press, Washington, D.C., USA
- Fox AD, Madsen J (1997) Behavioral and distributional effects of hunting disturbance on waterbirds in Europe: implications for refuge design. *Journal of Applied Ecology* 34: 1-13
- Gates JE, Gysel LW (1978) Avian nest dispersion and fledgling success in field-forest ecotones. *Ecology* 59: 871-883
- Goldsbrough CL, Shine R, Hochuli DF (2006) Factors affecting retreat-site selection by coppertail skinks (*Ctenotus taeniolatus*) from sandstone outcrops in eastern Australia. *Austral Ecology* 31: 326-336
- Gorman GC, Licht P (1974) Seasonality in ovarian cycles among tropical *Anolis* lizards. *Ecology* 55: 360-369
- Grant BW, Tucker AD, Lovich JE, Hills AM, Dixon PM, Gibbons JW (1992) The use of coverboards in estimating patterns of reptile and amphibian biodiversity. Pp. 379-403 *In* *Wildlife 2001*. McCullough, DR, Barret RH, (Eds.), Elsevier Science Publications, London, UK
- Grillet P, Cheylan M, Thirion JM, Doré F, Bonnet X, Dauge C, Chollet S, Marchand MA (2010) Rabbit burrows or artificial refuges are a critical habitat component for the threatened lizard, *Timon lepidus* (Sauria, Lacertidae). *Biodiversity and Conservation* 19: 2039-2051

- Groombridge B, Jenkins MD (2000) *Global Biodiversity: Earth's living resources in the 21<sup>st</sup> century*.  
World Conservation Press, Cambridge, U.K
- Grøtan V, Lande R, Engen S, Sæther B, DeVries PJ (2012) Seasonal cycles of species diversity and  
similarity in a tropical butterfly community. *Journal of Animal Ecology* 81: 714-723
- Halliday T (1994) p. 116, *Animal Behavior*. Weldon Russell Pty Ltd. North Sydney, Australia
- Halpin PM (2000) Habitat use by an intertidal salt-marsh fish: trade-offs between predation and growth.  
*Marine Ecology Progress Series* 198: 203-214
- Hampton P (2007) A comparison of the success of artificial cover types for capturing amphibians and  
reptiles. *Amphibia-Reptilia* 28: 433-437
- Hanski IK, Fenske TJ, Niemi GJ (1996) Lack of edge effect in nesting success of breeding birds in  
managed forest landscapes. *The Auk* 113: 578-585
- Harvey CA, Medina AM, Sánchez DM, Vílchez S, Hernández B, Saenz JC, Maes JM, Casanoves F,  
Sinclair FL (2006) Patterns of animal diversity in different forms of tree cover in agricultural  
landscapes. *Ecological Applications* 16: 1986-1999
- Haukenes A, Barton B (2004) Characterization of the cortisol response following an acute challenge with  
lipopolysaccharide in yellow perch and the influence of rearing density. *Journal of Fish Biology*  
64: 851-862
- Heyer WR, Donnelly MA, McDiarmid RW, Hayek L-AC, Foster MS (1994) *Measuring and monitoring  
biological diversity: standard methods for amphibians*. Smithsonian Institution Press,  
Washington, DC, 364 pp
- Hoecherl N, Tautz N (2015) Thermoregulation of individual paper wasps (*Polistes dominula*) plays an  
important role in nest defence and dominance battles. *Science of Nature* 102: 32

- Hodge S, Vink CJ, Banks JC, Bowie MH (2007) The use of tree-mounted artificial shelters to investigate arboreal spider communities in New Zealand nature reserves. *Journal of Arachnology* 35: 129-136
- Houze CM, Chandler CR (2002) Evaluation of Coverboards for Sampling Terrestrial Salamanders in South Georgia. *Journal of Herpetology* 36: 75-81
- Hyslop N, Cooper R, Meyers M (2009) Seasonal Shifts in Shelter and Microhabitat Use of *Drymarchon couperi* (Eastern Indigo Snake) in Georgia. *Copeia* 3: 458-464
- Jaeger JA, Fahrig L (2004) Under what conditions do fences reduce the effects of roads on population persistence? *Conservation Biology* 18: 1651-1657
- Janda J, Abbott S (1998) Evolving Concepts Regarding the Genus *Aeromonas*: An Expanding Panorama of Species, Disease Presentations, and Unanswered Questions. *Clinical Infectious Diseases* 27: 332-344
- Jenkins CN, Van Houtan KS, Pimm SL, Sexton JO (2015) US protected lands mismatch biodiversity priorities. *Proceedings of the National Academy of Sciences* 112: 5081-5086
- Johnson R (2002) The concept of sickness behavior: a brief chronological account of four key discoveries. *Veterinary Immunology and Immunopathology* 87: 443-450
- Joop G, Rolff J (2004) Plasticity of immune function and condition under the risk of predation and parasitism. *Evolutionary Ecology Research* 6: 1051-1062
- Joppa LN, Williams CK, Temple SA, Casper GS (2009) Environmental Factors Affecting Sampling Success of Artificial Cover Objects. *Herpetological Conservation and Biology* 5: 143-148

- Kapos V, Lysenko I, Lesslie R (2000) Assessing forest integrity and naturalness in relation to biodiversity. Forestry Resources Assessment Program, Forestry Department, Food and Agricultural Organization of the United Nations
- Kingston SR, Morris DW (2000) Voles looking for an edge: habitat selection across forest ecotones. *Canadian Journal of Zoology* 78: 2174-2183
- Kintzing MD, Butler IV MJ (2014) The influence of shelter, conspecifics, and threat of predation on the behavior of the long-spined sea urchin (*Diadema Antillarum*). *Journal of Shellfish Research* 33: 781-785
- Kjoss VA, Litvaitis JA (2001) Comparison of 2 methods to sample snake communities in early successional habitats. *Wildlife Society Bulletin* 29: 153-157
- Kloskowski J, Rechulicz J, Jarzynowa B (2013) Resource availability and use by Eurasian otters *Lutra lutra* in a heavily modified river-canal system. *Wildlife Biology* 19:4
- Kluger M (1986) Is Fever Beneficial? *Yale Journal of Biology and Medicine* 59: 89-95
- Knopff AA, Knopff KH, Boyce MS, Cassady St. Clair C, (2014) Flexible habitat selection by cougars in response to anthropogenic development. *Biological Conservation* 178:136-145
- Koivula K, Rytönen S, Orell M (1995) Hunger-dependency of hiding behaviour after a predator attack in dominant and subordinate willow tits. *Ardea* 83: 397-404
- Kubisch E, Fernández J, Ibargeñoytía N (2011) Is locomotor performance optimized at preferred body temperatures? A study of *Liolaemus pictus argentinus* from northern Patagonia, Argentina. *Journal of Thermal Biology* 36: 328-333
- Laburn H, Mitchell D, Kenedi E, Louw G (1981) Pyrogens fail to produce fever in a cordylid lizard. *American Journal of Physiology* 241: R198-R202

- Lagarde F, Louzizi T, Slimani T, El Mouden H, Ben Kaddour K, Moulherat S, Bonnet X (2012) Spiny bushes protect tortoises from lethal overheating in arid areas of Morocco. *Environmental Conservation* 39: 172-182
- Langkilde T (2010) Repeated exposure and handling effects on the escape response of fence lizards to encounters with invasive fire ants. *Animal Behaviour* 79: 291-298
- Laurence WF, Nascimento HE, Laurence SG, Andrade A, Ewers RM, Harms KE, Luizão RC, Ribeiro JE (2007) Habitat Fragmentation, Variable Edge Effects, and the Landscape-Divergence Hypothesis. *PLoS ONE* 2: e1017
- Lefcort H, Eiger S (1993) Antipredatory behavior of feverish tadpoles: implications for pathogen transmission. *Behaviour* 126: 1-2
- Lettink M, Patrick BH (2006) Use of artificial cover objects for detecting red katipo, *Latrodectus katipo* Powell (Araneae: Theridiidae). *New Zealand Entomologist* 29: 99-102
- Liu J, Taylor W (2001) Coupling Landscape Ecology with Natural Resources Management, Paradigm Shifts and New Approaches. *Integrating Landscape Ecology Into Natural Resource Management*. Cambridge: Cambridge University Press
- Liu R, Zhu F, Song N, Yang X, Chai Y (2013) Seasonal distribution and diversity of ground arthropods in microhabitats following a shrub plantation age sequence in desertified steppe. *PLoS One* 8: e77962. doi:10.1371/journal.pone.0077962
- Long AK, Knapp DD, McCullough L, Smith LL, Conner LM, McCleery RA (2015) Southern toads alter their behavior in response to red-imported fire ants. *Biological Invasions* 17: 2179-2186

- Lorioux S, DeNardo D, Gorelick R, Lourdais O (2012) Maternal influences on early development: preferred temperature prior to oviposition hastens embryogenesis and enhances offspring traits in the Children's python, *Antaresia childreni*. *Journal of Experimental Biology* 215: 1346-1353
- Lourdais O, Guillon M, DeNardo D, Blouin-Demers G (2013) Cold climate specialization: Adaptive covariation between metabolic rate and thermoregulation in pregnant vipers. *Physiology and Behavior* 119: 149-155
- Mabille G, Berteaux D (2014) Hide or die: use of cover decreases predation risk in juvenile North American porcupines. *Journal of Mammalogy* 95: 992-1003
- MacDonald L, Begg D, Weisinger R, Kent S (2012) Calorie restricted rats do not increase metabolic rate post-LPS, but do seek out warmer ambient temperatures to behaviorally induce a fever. *Physiology and Behavior* 107: 762-772
- Mackun P, Wilson S (2011) Population Distribution and Change: 2000 to 2010. 2010 Census Briefs
- MacNeil JE, Williams RN (2014) Effects of Timber Harvests and Silvicultural Edges on Terrestrial Salamanders. *PLoS ONE* 9: e114683
- Magrath MJL, Komdeur J (2003) Is male care compromised by additional mating opportunity? *Trends in Ecology & Evolution* 18: 424-430
- Magurran AE (2004) *Measuring biological diversity*, 2<sup>nd</sup> ed. Blackwell Science Ltd, Oxford, U.K
- Martín J, López P, Cooper Jr. WE (2003a) When to come out from a refuge: balancing predation risk and foraging opportunities in an alpine lizard. *Ethology* 109: 77-87
- Martof BS, Harrison JR, Bailey JR, Palmer WM (1989) *Amphibians and Reptiles of the Carolinas and Virginia*. University of North Carolina Press

- Marzluff JM (2001) Worldwide urbanization and its effects on birds. Pages 19-47 in Marzluff JM, Bowman R, Donnelly R, eds. *Avian Ecology in an Urbanizing World*. Norwell (MA): Kluwer
- Mazurek MJ, Zielinski WJ (2004) Individual legacy trees influence vertebrate wildlife diversity in commercial forests. *Forest Ecology and Management* 193: 321-334
- McConnachie S, Greene S, Perrin M (2011) Thermoregulation in the semi-aquatic yellow anaconda, *Eunectes notaeus*. *Journal of Thermal Biology* 36: 71-77
- Mehmood, SR, Zhang, DW (2001) Forest parcelization in the United States – A study of contributing factors. *Journal of Forestry* 99: 30-34
- Mench JA, Mason GJ (1997) Behavior. In: Appleby MC, Hughes BO, editors. *Animal Welfare*. Wallingford CT: CAB International, p 127- 142
- Merchant M, Williams S, Trosclair III PL, Elsey RM, Mills K (2007) Febrile response to infection in the American alligator (*Alligator mississippiensis*). *Comparative Biochemistry and Physiology Part A* 148: 921-925
- Merchant M, Fleury L, Rutherford R, Paulissen M (2008) Effects of bacterial lipopolysaccharide on thermoregulation in green anole lizards (*Anolis carolinensis*). *Veterinary Immunology and Immunopathology* 125: 176-181
- Mesquita RC, Delamónica P, Laurance WF (1999) Effect of surrounding vegetation on edge-related tree mortality in Amazonian forest fragments. *Biological Conservation* 91: 129-134
- Moore J, Freehling M (2002) Cockroach hosts in thermal gradients suppress parasite development. *Oecologia* 133: 261-266
- Moore I, Mason R (2001) Behavioral and hormonal responses to corticosterone in the male red-sided garter snake, *Thamnophis sirtalis parietalis*. *Physiology and Behavior* 72: 669-674

- Morris DW (2003) Toward an ecological synthesis: a case for habitat selection. *Oecologia* 136: 1-13
- Murcia C (1995) Edge effects in fragmented forests: implications for conservation. *Tree* 10
- Nagy RC, Lockaby BG (2011) Urbanization in the Southeastern United States: Socioeconomic forces and ecological responses along an urban-rural gradient. *Urban Ecosystems* 14: 71-86
- Nord A, Sköld-Chiriac S, Hasselquist D, Nilsson J (2014) A tradeoff between perceived predation risk and energy conservation revealed by an immune challenge experiment. *Oikos* 123: 1091-1100
- O'Farrell MJ (1974) Seasonal activity patterns of rodents in a sagebrush community. *Journal of Mammalogy* 55: 809-823
- Ordiz A, Kindberg J, Sæbø S, Swenson JE, Støen O (2014) Brown bear circadian behavior reveals human environmental encroachment. *Biological Conservation* 173:1-9
- Orrell KS, Congdon JD, Jenssen TA, Michener RH, Kunz TH (2004) Intersexual differences in energy expenditure of *Anolis carolinensis* during breeding and postbreeding seasons. *Physiological and Biochemical Zoology* 77: 50-64
- Orrock JL, Danielson BJ (2004) Rodents balancing a variety of risks: invasive fire ants and indirect and direct indicators of predation risk. *Oecologia* 140: 662-667
- Ortega CE, Stranc DS, Casal MP, Hallman GM, Muchlinski AE (1991) A positive fever response in *Agama agama* and *Sceloporus orcutti* (Reptilia: Agamidae and Iguanidae). *Journal of Comparative Physiology B* 161: 377-381
- Otti O, Gantenbein-Ritter I, Jacot A, Brinkhof M (2011) Immune response increases predation risk. *Evolution* 66: 732-739



- Parker SL (2014) Physiological ecology of the ground skink, *Scincella Lateralis* in south Carolina: thermal biology, metabolism, water loss, and seasonal patterns. *Herpetological Conservation and Biology* 9: 309-321
- Parkos III JJ, Ruetz III CR, Trexler JC (2011) Disturbance regime and limits on benefits of refuge use for fishes in fluctuating hydroscape
- Parks N (2013) Restoring a disappearing ecosystem: the longleaf pine savanna. *Science Findings* 152: 1-6
- Paul MJ, Zucker I, Schwartz WJ (2008) Tracking the seasons: the internal calendars of vertebrates. *Philosophical Transactions of the Royal Society B* 363: 341-361
- Payette A, McGaw I (2003) Thermoregulatory behavior of the crayfish *Procambarus clarki* in a burrow environment. *Comparative Biochemistry and Physiology Part A* 136: 539-556
- Pham CK, Diogo H, Memezes G, Porteiro F, Braga-Henriques A, Vandepierre F, Morato T (2014) Deep-water longline fishing has reduced impact on Vulnerable Marine Ecosystems. *Scientific Reports* 4: 4837
- Pickett ST, White PS (1986) *The Ecology of Natural Disturbance and Patch Dynamics*. Academic Press
- Pike DA, Webb JK, Shine R (2011) Removing forest canopy cover restores a reptile assemblage. *Ecological Applications* 21: 274-280
- Poirier M, Durand J, Volaire F (2012) Persistence and production of perennial grasses under water deficits and extreme temperatures: importance of intraspecific vs. interspecific variability. *Global Change Biology* 18: 3632-3646
- Porter SD, Savignano DA (1990) Invasion of polygyne fire ants decimates native ants and disrupts arthropod community. *Ecology* 71: 2095-2106

- Rantala MJ, Honkavaara J, Suhonen J (2010) Immune system activation interacts with territory-holding potential and increases predation of the damselfly *Calopteryx splendens* by birds. *Oecologia* 163: 825-832
- Raske M, Lewbart G, Dombrowski D, Hale P, Correa M, Christina L (2012) Body temperatures of selected amphibian and reptile species. *Journal of Zoo and Wildlife Medicine* 43: 517-521
- Raucher RS (2002) Quantifying public health risk reduction benefits. American Water Works Association
- Regal P (1966) Thermophilic response following feeding in certain reptiles. *Copeia* 3: 588-590
- Reinert H (1993) Habitat selection in snakes. In: Seigel, R.A. and Collins, J.T. (eds), *Snakes: ecology and behaviour*. McGraw-Hill pp. 201-240
- Rizkalla CE, McCoy ED, Britt EJ, Mushinsky HR (2015) Indirect monitoring of a rare lizard: effects of sampling intensity, season, and management practices. *Herpetological Conservation and Biology* 10: 894-903
- Roark A, Dorcas M (2000) Regional Body Temperature Variation in Corn Snakes Measured Using Temperature-sensitive Passive Integrated Transponders. *Journal of Herpetology* 34: 481-485
- Roper T, Bennett N, Conradt L, Molteno A (2001) Environmental conditions in burrows of two species of African mole-rat, *Georchus capensis* and *Cryptomys damarensis*. *Journal of Zoology, London* 254: 101-107
- Rosenzweig ML (1995) *Species Diversity in Space and Time*. Cambridge University Press, New York, NY

- Sato CF, Wood JT, Schroder M, Damian R, Osborne WS, Green K, Lindenmayer DB (2014) Designing for conservation outcomes: the value of remnant habitat for reptiles on ski runs in subalpine landscapes. *Landscape Ecology* 29:1225-1236
- Saunders DA, Hobbs RJ, Margules CR (1991) Biological consequences of ecosystem fragmentation: a review. *Conservation Biology* 5: 18-32
- Sauter ST, Crawshaw LI, Maule AG (2001) Behavioral thermoregulation by juvenile spring and fall chinook salmon, *Oncorhynchus tshawytscha*, during smoltification. *Environmental Biology of Fishes* 61: 295-304
- Schwarzkopf L, Alford R (1996) Desiccation and shelter-site use in a tropical amphibian: comparing toads with physical models. *Functional Ecology* 10: 193-200
- Shimadzu H, Dornelas M, Henderson PA, Magurran AE (2013) Diversity is maintained by seasonal variation in species abundance. *BMC Biology* 11: 1-9
- Shine R, Olsson MM, Lemaster MP, Moore IT, Mason RT (2000) Effects of sex, body size, temperature, and location on the antipredator tactics of free-ranging garter-snakes (*Thamnophis sirtalis*, Colubridae). *Behavioral Ecology* 11: 239-245
- Sievert L, Suita Y, Mayes D, Bontrager L, Tuttle M, Everly A (2013) Specific dynamic action, postprandial thermophily, and the impact of temperature on gastric digestion in the corn snake *Pantherophis guttatus*. *Zoological Studies* 52:33
- Sih A (1997) To hide or not to hide? Refuge use in a fluctuating environment. *Tree* 12: 375-376
- Smith SM, Vale WW (2006) The role of the hypothalamic-pituitary-adrenal axis in neuroendocrine responses to stress. *Dialogues in Clinical Neuroscience* 8: 383-395

- Souter NJ, Bull CM, Hutchinson MN (2004) Adding burrows to enhance a population of the endangered pygmy blue tongue lizard, *Tiliqua adelaidensis*. *Biological Conservation* 116: 403-408
- Stahlschmidt Z, Shine R, DeNardo D (2012) The consequences of alternative parental care tactics in free-ranging pythons (*Liasis fuscus*) in tropical Australia. *Functional Ecology* 26: 812-821
- Stahlschmidt Z, Adamo S (2013a) Warm and cozy: temperature and predation risk interactively affect oviposition site selection. *Animal Behaviour* 86: 553-558
- Stahlschmidt Z, Adamo S (2013b) Context dependency and generality of fever in insects. *Naturwissenschaften* 100: 691-696
- Stahlschmidt Z, O'Leary ME, Adamo S (2014) Food limitation leads to risky decision making and to tradeoffs with oviposition. *Behavioral Ecology* 25: 1-5
- Stahlschmidt Z, Jodrey AD, Luoma R (2015) Consequences of complex environments: Temperature and energy intake interact to influence growth and metabolic rate. *Comparative Biochemistry and Physiology A* 187: 1-7
- Stein BA (2002) States of the Union: Ranking America's Biodiversity. NatureServe, Arlington, Virginia
- Strayer DL (2012) The dirty truth about unpaved roads. *Poughkeepsie Journal*
- Sung Y, Karraker NE, Hau BCH (2011) Evaluation of the effectiveness of three survey methods for sampling terrestrial herpetofauna in south China. *Herpetological Conservation and Biology* 6: 479-489
- Suwanpakdee S, Kaewkungwal J, White LJ, Asensio N, Ratanakorn P, Singhasivanon P, Day NP, Pan-ngum W (2015) Spatio-temporal patterns of leptospirosis in Thailand: is flooding a risk factor? *Epidemiology and Infection* 143: 2106-2115

- Sykes K, Klukowski M (2009) Effects of Acute Temperature Change, Confinement, and Housing on Plasma Corticosterone in Water Snakes, *Nerodia sipedon* (Colubridae: Natricinae). *Journal of Integrative Biology* 311A: 172-181
- Thomas CD, Cameron A, Green RE, Bakkenes M, Beaumont LJ, Collingham YC (2004) Extinction risk from climate change. *Nature* 427: 145-148
- Todd BD, Rothermel BB, Reed RN, Luhring TM, Schlatter K, Trenkamp L, Gibbons JW (2007) Habitat alteration increases invasive fire ant abundance to the detriment of amphibians and reptiles. *Biological Invasions* 10: 539-546
- Tomás J (2012) The main *Aeromonas* pathogenic factors. *ISRN microbiology* 2012: 256-261
- Trauth SE (1994) Reproductive cycles in two Arkansas skinks in the genus *Eumeces* (Sauria: Scincidae). *Proceedings Arkansas Academy of Science* 48: 210-218
- Travis MJJ (2003) Climate change and habitat destruction: a deadly anthropogenic cocktail. *Proceedings of the Royal Society of Biological Sciences* 270: 467-473
- Tsai CL, Hoh KH (1995) Effect of indomethacin on survival of *Aeromonas-Hydrophila* infected tilapia, *Oreochromis-Mossambicus*. *Zoological Studies* 34: 59-61
- Turchin P, Kareiva P (1989) Aggregation in *Aphis varians*: an effective strategy for reducing predation risk. *Ecology* 70: 1008-1016
- Ultsch GR (1989) Ecology and physiology of hibernation and overwintering among fresh-water fishes, turtles, and snakes. *Comparative Biochemistry and Physiology A-molecular and Integrative Physiology* 192: 52-56
- Vandeveldt J, Bouhours A, Julien J, Couvet D, Kerbiriou C (2014) Activity of European common bats along railway verges. *Ecological Engineering* 64: 49-56

- Vignoli L, Bologna MA, Luiselli L (2007) Seasonal patterns of activity and community structure in an amphibian assemblage at a pond network with variable hydrology. *Acta Oecologica* 31: 185-192
- Villén-Pérez S, Carrascal L, Seoane J (2013) Foraging patch selection in winter: a balance between predation risk and thermoregulation benefit. *PLoS One* 8: e68448
- Wang T, Zaar M, Arvedsen S, Vedel-Smith C, Overgaard J (2003) Effects of temperature on the metabolic response to feeding in *Python molurus*. *Comparative Biochemistry and Physiology Part A* 133: 519-527
- Watling JJ, Donnelly MA (2002) Seasonal patterns of reproduction and abundance of leaf litter frogs in a Central American rainforest. *Journal of Zoology, London* 258: 269-276
- Weatherhead PJ, Robertson IC (1992) Thermal constraints on swimming performance and escape response of northern water snakes (*Nerodia sipedon*). *Canadian Journal of Zoology* 70: 94-98
- Webb JK, Pike DA, Shine R (2009) Olfactory recognition of predators by nocturnal lizards: safety outweighs thermal benefits. *Behavioral Ecology* 21: 72-77
- White KAJ, Murray JD, Lewis MA (1996) Wolf-deer interactions: a mathematical model. *Proceedings of the Royal Society, London, B*, 263: 299-305
- White PS, Wilds SP (1998) Southeast. In: Mac, M.J.; Opler, P.A.; Haecker, C.E.P. [and others], eds. Status and trends of the Nation's biological resources. Washington, DC: U.S. Department of the Interior, Geological Survey: 255-314. Vol. 1
- Wilson DJ, Mulvey RL, Clark RD (2007) Sampling skinks and geckos in artificial cover objects in a dry mixed grassland-shrubland with mammalian predator control. *New Zealand Journal of Ecology* 31: 169-185

Yagi K, Litzgus J (2013) Thermoregulation of spotted turtles (*Clemmys guttata*) in a beaver-flooded bog in southern Ontario, Canada. *Journal of Thermal Biology* 38: 205-213

Zamfirescu SR, Strugariu A, Gherghel I, Zamfirescu O (2011) Human impact on habitats of the meadow viper (*vipera ursinii*) in eastern Romania. *Analele Stiintifice ale Universitatii "Al. I. Cuza" din Iasi Sectiunea Biologie Animala* 57: 43-56

Zurovsky Y, Brain T, Laburn H, Mitchell D (1987) Pyrogens fail to produce fever in the snakes *Psammophis phillipsii* and *Lamprophis fuliginosus*. *Comparative Biochemistry and Physiology* A 4: 911-914