

Georgia Southern University

## Georgia Southern Commons

---

Armstrong Baseball Team Archives

Armstrong Men's Baseball Archives

---

2012

### 2012 AASU Baseball Guide

Armstrong State University

Follow this and additional works at: <https://digitalcommons.georgiasouthern.edu/armstrong-base-team>

---

#### Recommended Citation

Armstrong State University, "2012 AASU Baseball Guide" (2012). *Armstrong Baseball Team Archives*. 69. <https://digitalcommons.georgiasouthern.edu/armstrong-base-team/69>

This media guide is brought to you for free and open access by the Armstrong Men's Baseball Archives at Georgia Southern Commons. It has been accepted for inclusion in Armstrong Baseball Team Archives by an authorized administrator of Georgia Southern Commons. For more information, please contact [digitalcommons@georgiasouthern.edu](mailto:digitalcommons@georgiasouthern.edu).

# ARMSTRONG ATLANTIC STATE UNIVERSITY

## 2012 BASEBALL



# PIRATES

TWELVE NCAA REGIONALS IN 24 SEASONS,  
1988, 1989, 1990, 1991, 1992,

1993, 1994, 1998, 1999, 2003, 2006, 2007

NCAA WORLD SERIES 1988, 1989 & 1994

NATIONAL SCORING CHAMPION 1990 & 1993

NATIONAL PITCHING CHAMPION 1980 & 1992

#1 RANKING IN FINAL POLL 1989 & 1990



# ARMSTRONG'S "ERA OF EXCELLENCE"

YEAR	RECORD	FINAL POLL	REGULAR SEASON	POST-SEASON
1983	54-20	8th NAIA	District 2nd	2nd District Tourney
1984	63-17	3rd NAIA	District 2nd	2nd District Tourney
1985	55-18	Big South/DI	<b>Division Co-Champs</b>	3rd Conference Tourney
1986	37-20	Big South/DI	Division 4th	None
1987	47-15	Big South/DI	<b>Division Champion</b>	2nd Conference Tourney
1988	42-13	4th NCAA II	<b>Region #1 Seed</b>	<b>Region Champion</b> 5th NCAA II Series
1989	43-17	<b>1st NCAA II</b>	<b>Region #1 Seed</b>	<b>Region Champion</b> 7th NCAA II Series
1990	47-9	<b>1st NCAA II</b>	<b>Region #1 Seed</b>	2nd Region Tourney
1991	36-21	12th NCAA II	<b>Region #1 Seed</b>	3rd Region Tourney
1992	45-13	8th NCAA II	<b>Region #1 Seed</b> <b>Conference Champion</b>	2nd Conference Tourney
1993	45-13	11th NCAA II	Region #2 Seed <b>Conference Champion</b>	3rd Region Tourney
1994	50-15	5th NCAA II	Region #2 Seed Conference Runner-Up	3rd Region Tourney <b>Region Champion</b> 3rd Conference Tourney
1995	27-23	None	Conference #3	5th NCAA II Series
1996	31-23	31st NCAA II	Conference #3	5th Conference Tourney
1997	33-25	None	Conference #5	4th Conference Tourney
1998	38-21	19th NCAA II	Region #2 Seed Conference #5	4th Region Tourney
1999	42-14	10th NCAA II	Region #4 Seed Conference #4	3rd Conference Tourney
2000	37-17	25th NCAA II	Conference #6 Region #6	None
2001	38-15	15th NCAA II	Conference #4 Region #5	None
2002	34-21	None	Conference #8	None
2003	36-15	9th NCAA II	Region #2 Conference Co-Champs	4th Region Tourney
2004	29-27	None	Conference #11	None
2005	34-16	18th NCAA II	Conference #6	None
2006	40-18	24th NCAA II	Region #4 Conference #5	4th Region Tourney
2007	39-23	21st NCAA II	Region #4 Conference #5	4th Conference Tourney
2008	27-23	None	Region #4 Conference #6	<b>Conf. Tour. Champions</b> 5th Region Tourney
2009	38-18	25th NCAA II	Conference #6 Conference #4	5th Conference Tourney
2010	27-23	None	Region #6 Conference #9	5th Conference Tourney
2011	35-17	23rd NCAA II	Conference #4 Region #8	None
				3rd Conference Tourney

**Overall Record: 1149-520 (.688)**

**Average Season Record: 40-18**

**26 Seasons With 33+ Wins**

**12 NCAA Tournament appearances in 24 seasons**

**5 Consecutive #1 Seedings in South Atlantic Regional: 1988-1992**

**3 NCAA II College World Series appearances: 1988, 1989, 1994**

**43 All-Americans past 24 years**

**National Scoring Champion: 1990, 1993**

**National Pitching Champion: 1980, 1992**

**Four Peach Belt Conference Championships**

**Nationally Ranked in 18 of last 24 Final Polls**

**2 #1 Final Rankings: 1989, 1990**

**150 Graduates in past 26 years**

**28 Consecutive years with professional signings: 1982-2009**

# TABLE OF CONTENTS



*Era of Excellence* ..... IFC  
*Table of Contents* .....1  
*Did You Know?* .....2  
*2012 Season Outlook* .....3  
*Head Coach Joe Roberts* ..... 4-5  
*Winningest DII Coaches* .....6  
*Assistant Coaches* ..... 7-8  
*2012 Roster* .....9  
*2012 Depth Chart* .....10  
*2011 Review* .....11  
*Player Profiles* ..... 12-21  
*2011 Final Stats* .....22  
*2011 Season Results*.....23  
*Final Division II Polls* ..... 24-26  
*2012 DII Preseason Poll*.....27  
*2011 National Championships*. 28-29  
*2011 All-America Teams* .....30  
*2011 Southeast All-Region*.....31  
*Regional Seedings*..... 31-34  
*Winningest Division II Teams* 35  
*Team Statistics in DII*.....36  
*Individual Statistics in DII*.....37  
*Armstrong Hall of Fame* .....38  
*Adam Bernero* .....39  
*Jeremy Horst*.....40  
*Pirates in the Pros*.....41  
*All-American Honor Roll*.... 42-43  
*2011 PBC Stats/Standings*.....44  
*PBC Season History*..... 45-50  
*PBC Ledger*.....51  
*PBC Year-by-Year Leaders* . 52-53  
*PBC Records* ..... 54-58  
*Pirates in the Postseason* .....59  
*Memorable Seasons* ..... 60-64  
*Armstrong Coaching Records* 65  
*Armstrong Sponsors*.....65  
*Diamond Classic History*.... 66-67

*Pirate Honor Roll* ..... 68-70  
*Team Records* ..... 71-72  
*Individual Records* ..... 73-76  
*Season Leaders* ..... 77-80  
*Top 10 Charts - Season* ..... 81-82  
*Top 10 Charts - Career* ..... 83-84  
*Armstrong Administration*... 85-86  
*Armstrong Atlantic State University*.. 87  
*2012 Schedule* ..... BC



## ARMSTRONG ATHLETIC DEPARTMENT PHONE DIRECTORY

### Main Numbers

<b>Athletic Department</b>	<b>912-344-2813</b>
<b>Athletics FAX</b>	<b>912-344-3422</b>
	<b>912-344-3450</b>

### Administration

Lisa Sweany, Director of Athletics	912-344-2730
Jennifer Rushton, Assoc. AD for Compliance	912-344-3368
Chad Jackson, Sports Communications	912-344-3114
Michael Smoose, Assistant AD / Marketing	912-344-3236
Alan Segal, Asst. AD / Men's XC Coach	912-344-3052
Dr. Donald Anderson, Student Services	912-344-2726
Lindsay Stefanini, Compliance GA	912-344-2813
Ken Tessier, Athletic Trainer	912-344-2866
Caroline Trier, Asst. Athletic Trainer	912-344-2866

### Coaching Staff

Joe Roberts, Baseball	912-344-2694
Calvain Culberson, Asst. Baseball	912-344-3147
Jeremy Luther, Basketball (Men's)	912-344-2992
Evans Davis, Asst. Men's Basketball	912-344-2690
Matt Schmidt, Basketball (Women's)	912-344-3110
Michelle Manfredi, Asst. Wm. Basketball	912-344-2674
Michael Butler, Men's Golf	912-344-2752
Simon Earnshaw, Tennis	912-344-3195
Taavo Roos, Asst. Tennis	912-344-3195
Eric Faulconer, Women's Soccer	912-344-3095
Leeanna Woodworth, Asst. Soccer	912-344-3095
Ted Evans, Softball	912-344-2727
Ashley Bain, Asst. Softball	912-344-2727
Will Condon, Volleyball	912-344-3239
Alli Arbogast, Asst. Volleyball	912-344-3206

### CREDITS

The 2012 Armstrong Atlantic State University Baseball media guide was published by the Armstrong Office of Sports Communications, Chad Jackson, director. Armstrong head coach Joe Roberts and assistant coach Calvin Culberson also contributed to this publication.



- ✓ Armstrong is the **3rd** winningest **NCAA Division II** baseball team since 1983?
- ✓ Armstrong was the **3rd** winningest **NCAA Division II** team in the 1990's?
- ✓ Armstrong is one of **12** teams nationally to be in the **NCAA II Regionals** at least **12** of the past 24 seasons ?
- ✓ Armstrong has been ranked nationally in **18** of the last 24 final NCAA II polls, including the Top 15 **ten** times?
- ✓ Armstrong has had **38** players go to **professional baseball** in the past **14** years?
- ✓ Armstrong had **28** consecutive years with players signing to play **professional baseball**?
- ✓ Armstrong has had **22 All-Americans** and **21 Hon. Mention All-Americans** in **24** years?
- ✓ Armstrong is one of **4 Peach Belt** schools to have won **4** conference championships since 1992?
- ✓ Armstrong has had **150** of its players graduate in **26** years?
- ✓ Armstrong baseball players carried a cumulative **3.03 GPA** for the past **14** years?
- ✓ Armstrong has posted **40 win seasons 13 times** since **1981** and **33-win years 26 times**?
- ✓ Armstrong was **No. 1** in NCAA DII total attendance in **2002** with 14,516?
- ✓ Armstrong vs. Georgia drew **3,115** in **2002**, then an NCAA II regular season record?
- ✓ Armstrong has drawn **4** of the top **9** regular season crowds in NCAA II history?
- ✓ Armstrong is one of **7** teams that have had been **No. 1 seeds 5** times since **1988**?
- ✓ Armstrong has an **40-18** average record each season since 1983?
- ✓ Armstrong is in Savannah, Georgia, a coastal beach town only 90 minutes north of Florida?
- ✓ Armstrong's Joe Roberts is the winningest active coach in NCAA DII baseball?
- ✓ Armstrong achieved a **46-20 (.697)** mark in the Memorial Health Diamond Classic and the Great Savannah Shootout featuring **DI** schools?
- ✓ Armstrong compiled a **168-101 record (.625)** vs. NCAA I teams since **1983** with wins over quality teams such as Georgia, Clemson, Georgia Tech, Michigan, North Carolina, Kentucky, Vanderbilt, South Carolina, The Citadel, Jacksonville, Georgia Southern, Indiana, Duke, Maryland, West Virginia, Northwestern, Coastal Carolina, Connecticut, Louisville, Central Florida, Army, Mercer, Davidson, VMI, Winthrop, William and Mary, Charleston Southern, Illinois-Chicago, Georgia State, Bethune-Cookman, tied N.C. State and has played others such as Miami, Florida State and Wake Forest?



The Armstrong Atlantic State baseball squad expects to compete once again for a Peach Belt Conference title and a berth in the NCAA DII Baseball Championships. The Pirates once again will play one of the nation's toughest schedules, as the Pirates will open the season playing four straight weekend series against teams that advanced to the NCAA Championships in 2011 - CIAA tournament champion Winston-Salem State, WVIAC tournament champion Concord, Southern Indiana and Columbus State. In all, the Pirates will play 19 games against teams that participated in the NCAA tournament a year ago and Armstrong will face seven teams ranked in Collegiate Baseball's preseason poll in 2012 - No. 2 FMU, No. 15 CSU, No. 19 UNCP, No. 21 Southern Indiana, No. 23 Georgia College, No. 35 North Georgia and No. 39 California (Pa.).



Armstrong returns six starters from 2011, including All-PBC and All-Region catcher **John Roberts**, who hit a team-best .355 in 2011. The Pirates also return their entire starting infield with junior first baseman Chris Zittrouer, senior second baseman Mike Barnhill, senior shortstop Alex Frederick and senior third baseman Drew Walker all slated to start again in 2012. Sophomore Will Thomas returns to back up in the middle infield as well and sophomore Clayton Miller will back up Roberts and see time at DH.

The outfield will be brand new for the Pirates after graduating four-year starting center fielder Michael Price and PBC Scholar Athlete of the Year Josh Heath. Junior lefty Zach Taylor and junior Richie Anderson, as well as returning sophomore Cody Powell will have first shot at the corner outfield positions while junior Arizona native Casey Maloney will attempt to step in and fill the void left by Price in center field. Sophomore Tanner Jones returns as well.

The pitching staff returns All-PBC and All-South-east Region starter **Scott Strickland** and eight-game winning lefthander Chandler Hall, but will be without the services of seven-game winner Chris Base for 2012 due to surgery. Senior Travis Morris returns in the closer's role while the bullpen is bolstered by the return of righthanders Eric Fowler and Jesse Osborne.

The other conference rotation slots will be filled by 6-7 sophomore transfer Ethan Bader with sophomore Coastal Carolina transfer Jimmy Coughlin also getting a starting slot. The pen is as deep as it has ever been from the left side with both Coughlin and Hall available, as well as junior transfer Ross Beach and freshmen Chess Malone and Joey Lupus..



Armstrong has been picked to finish fifth in the PBC in a preseason poll of the league's coaches, behind Francis Marion, Columbus State and Georgia College. Roberts and Walker were named preseason All-PBC honorees, while Strickland and Roberts were preseason Collegiate Baseball All-American picks. Walker was named a Preseason Player to Watch and Bader a Newcomer to Watch by the publication as well.



## JOE ROBERTS HEAD BASEBALL COACH



Joe Roberts begins his 33rd year at the helm of Armstrong Atlantic State baseball. While at Armstrong, Roberts has posted an overall 1,250-607 (.673) record while averaging around 40 wins per year and posting 32 consecutive winning seasons. He currently ranks as the leading active Division II coach and second all-time in wins.

During his career, the Pirates have become a perennial contender in NCAA DII baseball. Armstrong is second only to Florida Southern in NCAA DII baseball victories since his arrival at then-Armstrong State in 1980, and at one point the Pirates were ranked in 110 straight polls over seven seasons.

The Pirates advanced to the NCAA DII World Series in 1988, 1989 and 1994, with their 1990 squad ranked No. 1 nationally in every week of the season.

Coach Roberts has been selected for a coach of the year award eight times, including Region coach of the year awards in all three seasons that the Pirates advanced to the NCAA DII World Series. The Pirates have had players sign professionally in 28 straight years and Armstrong has also graduated 150 of its players in the last 26 years, despite its small rosters.

Roberts was a four-sport letterman at Lebanon (Ind.) HS before attending Lake Sumter CC in Leesburg, Fla. He finished his career at St. Andrew's Presbyterian College in Laurinburg, N.C., where he was again a four sport letterman and a basketball standout, setting several school, league and NCAA records during a two year career that saw him named All-Conference twice. He was selected Dixie MVP in his junior year of 1974 and was inducted into the St. Andrews Athletic Hall of Fame in 1995.

The 2010 year was significant for Coach Roberts in two respects as he was only the fifth college baseball coach ever inducted into the Georgia Dugout Hall of Fame, while he served as the ABCA President. He is married to the former Lynn Tucker and they have two sons, Brian and Eric.

### COACH ROBERTS' HONORS

#### COACH OF THE YEAR

1984	NAIA District 25
1987	Big South Conference
1988	NCAA II South Atlantic Region
1989	NCAA II South Atlantic Region
1990	Georgia "All College Male Sports"
1992	Peach Belt Conference
1994	NCAA II South Atlantic Region
2003	Peach Belt Conference

#### HALL OF FAME INDUCTEE

1995	St. Andrew's College Athletic Hall of Fame
2010	Georgia Dugout Club Hall of Fame

#### COMMITTEES

1983-84	NAIA District 25 Baseball Committee
1988-91, 2005-	ABCA All-America, Region Chairman
1988-91, 2005-	ABCA All-America National Committee
1989-95	NCAA II Region Advisory Committee
1989-Present	"Collegiate Baseball"-National Poll Chairman
1989-95	NCAA II National Championship Committee
1990-95	NCAA II Region Baseball Chairman
1993-94, 99, 2011-12	Peach Belt Baseball Chairman
2000-05	ABCA NCAA Division II President
2001-Present	ABCA Executive Committee Member
2005, 2009	ABCA Executive Board Member
2006-2009	ABCA Vice President
2010	ABCA President

### COACH ROBERTS YEAR-BY-YEAR

1980	22-20	.524
1981	35-33	.515
1982	44-24	.647
1983	54-20	.730
1984	63-17	.787
1985	55-18	.753
1986	37-20	.649
1987	47-15	.758
1988	42-13	.764
1989	43-17	.717
1990	47- 9	.839
1991	36-21	.632
1992	45-13	.776
1993	45-13	.776
1994	50-15	.769
1995	27-23	.540
1996	31-23	.574
1997	33-25	.569
1998	38-21	.644
1999	42-14	.750
2000	37-17	.685
2001	38-15	.717
2002	34-21	.618
2003	36-15	.706
2004	29-27	.518
2005	34-16	.680
2006	40-18	.689
2007	39-23	.629
2008	27-23	.540
2009	38-18	.679
2010	27-23	.540
2011	35-17	.673
		1,250-607
		.673

## THE ROBERTS FILE - SINCE 1983

*Bold denotes 2012 Opponents*

Adelphi ..... 12-5	Findlay ..... 3-1	Mercer ..... 5-3	Slippery Rock ..... 0-2
Alabama A&M ..... 1-0	<b>Flagler</b> ..... <b>8-6</b>	Mercer-Ailanta ..... 5-1	South Carolina ..... 1-3
Albany State ..... 24-0	Florida Atlantic ..... 1-4	Mercyhurst ..... 5-0	South Carolina State ... 7-0
Allegheny ..... 3-0	Florida A & M ..... 0-1	Methodist (NC) ..... 4-3	South Dakota State ..... 6-1
American Int'l ..... 1-0	Florida Memorial ..... 2-0	Miami ..... 0-2	SIU Edwardsville ..... 10-2
Anderson (SC) ..... 3-0	Florida Southern ..... 4-4	Michigan ..... 1-0	Southern Conn. St. .... 12-0
Army ..... 1-0	Florida State ..... 0-2	Missouri-St. Louis ..... 7-1	<b>Southern Indiana</b> ..... <b>14-4</b>
Ashland (OH) ..... 2-0	Florida Tech ..... 2-1	Missouri Western ..... 1-1	Southern Tech ..... 3-2
Assumption ..... 4-0	Fort Valley State ..... 4-0	<b>Montevallo</b> ..... <b>5-1</b>	Southeast Missouri State 0-2
<b>Augusta State</b> ..... <b>47-26</b>	<b>Francis Marion</b> ..... <b>31-29</b>	Mt. Mercy ..... 2-0	Southwest State (MN) .. 1-0
Augustana ..... 1-0	Franklin Pierce ..... 1-0	Mount Olive ..... 6-8	Springfield ..... 18-0
Barry ..... 2-0	Gannon ..... 12-0	<b>Newberry</b> ..... <b>13-6</b>	Stonehill ..... 7-0
Barton ..... 1-0	Gardner-Webb ..... 8-4	Norfolk State ..... 9-2	Tennessee Wesleyan ..... 0-1
Bellarmine (KY) ..... 3-0	Georgia ..... 1-1	North Alabama ..... 0-1	<b>Tiffin</b> ..... <b>6-0</b>
Bemidji State (MN) ..... 2-0	<b>Georgia College</b> ..... <b>36-52</b>	North Carolina ..... 1-2	Tri-State ..... 5-0
Benedict ..... 2-0	Georgia Southern ..... 14-19	North Carolina State ... 0-4	Troy State ..... 0-1
Bethune-Cookman ..... 4-0	Georgia State ..... 2-0	North Dakota State ..... 1-0	Tusculum ..... 5-0-1
Bluefield State ..... 1-0	<b>Georgia Southwestern</b> <b>12-2</b>	North Florida ..... 7-26	Tuskegee ..... 2-0
Bridgewater ..... 20-0	Georgia Tech ..... 2-3	<b>North Georgia</b> ..... <b>6-7</b>	Upper Iowa ..... 2-0
Bryant ..... 3-0	Grand Valley State ..... 4-1	North Greenville ..... 2-0	<b>Urbana</b> ..... <b>0-0</b>
<b>California (PA)</b> ..... <b>6-1</b>	Greensboro ..... 2-0	Northern Kentucky ..... 3-1	<b>USC Aiken</b> ..... <b>34-39</b>
Cal. Poly-SLO ..... 0-1	Hillsdale ..... 7-0	Northwest Mo. St. .... 5-2	USC Upstate ..... 41-15
Campbell ..... 1-1	Howard ..... 29-4	Northwestern ..... 1-1	Utica ..... 3-0
Carson-Newman ..... 1-0	Huntington (IN) ..... 0-1	Oakland City (IN) ..... 2-0	Valdosta State ..... 29-24
Central Florida ..... 1-3	Illinois-Chicago ..... 4-0	Ohio Wesleyan ..... 7-0	Vanderbilt ..... 3-0
Central Missouri ..... 1-2	Indiana ..... 1-1	Paine ..... 23-0	Virginia Military Ins .... 1-1
Coastal Carolina ..... 8-7	IU-Southeast ..... 1-0	<b>UNC Pembroke</b> ..... <b>43-19</b>	Virginia State ..... 1-0
Charleston Southern ..... 14-4	Jacksonville ..... 3-5	<b>Pfeiffer</b> ..... <b>9-3</b>	Voorhees ..... 3-0
Citadel, The ..... 11-12	Jacksonville State ..... 0-1	Philadelphia Pharmacy 3-0	Wake Forest ..... 0-2
Clajflin ..... 1-0	Junata ..... 1-0	Piedmont ..... 4-0	Wayne State (MI) ..... 1-0
Clark Atlanta ..... 1-0	Kennesaw State ..... 12-25	Presbyterian ..... 3-1	<b>Wayne State (NE)</b> ..... <b>9-1</b>
Clemson ..... 1-1	Kentucky ..... 1-3	Queens (NY) ..... 16-2	Walsh ..... 2-0
Columbia Union ..... 3-0	Kentucky Wesleyan ..... 1-0	Quincy ..... 1-0	Washington & Lee ..... 2-0
<b>Columbus State</b> ..... <b>44-42</b>	King (TN) ..... 1-0	Radford ..... 2-0	West Georgia ..... 0-1
<b>Concord</b> ..... <b>11-0</b>	<b>Kutztown</b> ..... <b>13-6</b>	Rockhurst ..... 2-0	West Liberty State ..... 8-0
Concordia ..... 2-0	LaGrange ..... 3-1	Sacred Heart ..... 10-2	West Virginia ..... 2-1
Connecticut ..... 1-0	<b>Lander</b> ..... <b>24-17</b>	St. Andrews ..... 22-2	Wheaton ..... 4-0
Davidson ..... 8-0	Lehigh ..... 5-1	St. Anselm ..... 1-0	<b>Winston-Salem State</b> ... <b>1-1</b>
Delaware State ..... 2-0	Lewis ..... 4-2	St. Augustine ..... 13-0	Wisconsin-Parkside ..... 2-0
Dowling ..... 1-0	Liberty ..... 0-1	St. Joseph's (IN) ..... 1-0	Williams ..... 6-0
Duke ..... 2-0	Longwood ..... 0-1	St. Michael's ..... 2-0	William & Mary ..... 1-0
Edinboro ..... 2-0	Louisville ..... 1-0	St. Norbert ..... 4-0	Wingate ..... 7-2
Edward Waters ..... 7-0	Manchester ..... 2-0	<b>Salem International</b> ... <b>6-0</b>	Winthrop ..... 1-3
<b>Erskine</b> ..... <b>14-7</b>	Mansfield ..... 1-0	Savannah State ..... 26-3	Wittenberg ..... 12-0
Fairmont State (WV) ..... 7-0	Mars Hill ..... 9-0	Shepherd ..... 6-0	Wofford ..... 4-0
Felician ..... 3-0	Marian (WI) ..... 2-0	Shippensburg ..... 6-3	
Ferris State ..... 2-0	Maryland ..... 2-0	Shorter ..... 3-2	

## ROBERTS' MILESTONE WINS

WIN #	AGAINST	SCORE	DATE	OPPOSING COACH
1	Campbell	6-2	3- 5-80	Cal Koonce
100	Flagler	13-1	5- 2-82	Glen Aspinwall
200	Paine	14-6	4-17-84	Dennis Wilcox
250	Ft. Valley State	10-0	3-31-85	U.S. Marshall
300	Coastal Carolina	7-3	5- 5-86	Bobby Richardson
399*	Columbus	5-3	5-21-88	Derek Mann
400	The Citadel	3-2	2-11-89	Chal Port
442*	Northern Kentucky	18-2	5-21-89	Bill Aker
500	Missouri-St. Louis	13-0	3- 6-91	Jim Brady
600	USC Aiken	9-6	3-13-93	Gary Gilmore
664*	Wingate	12-2	5-22-94	Bill Nash
700	Kennesaw State	3-2	2-25-96	Mike Sansing
800	Augusta State	2-0	2-13-99	Skip Fite
900	Columbus State	17-12	3-24-01	Greg Appleton
1,000	Southern Connecticut State	3-0	3-24-04	Tim Shea
1,100	Kutztown	18-3	3-17-07	Chris Blum
1,200	St. Andrews	18-3	3- 3-10	Keith Williams
1,250	Lander	3-1	5-10-11	Kermit Smith

\* NCAA II Championship Contests



## WINNINGEST ACTIVE DIVISION II HEAD COACHES (BY VICTORIES)

	NAME	SCHOOL	YEARS	W-L
1.	<b>Joe Roberts</b>	<b>Armstrong Atlantic State</b>	<b>32</b>	<b>1250-607</b>
2.	Mike Metheny	Southeastern Oklahoma	31	1180-542
3.	Calvin Bailey	West Virginia State	34	962-448
4.	Charlie Migl	St. Mary's (Texas)	25	926-423
5.	John Schaly	Ashland	24	910-469
6.	John Goelz	Sonoma State	26	886-559
7.	Carl Lancaster	Mount Olive	25	847-393
8.	Walt Head	Saginaw Valley State	29	818-580
9.	Jeff Messer	Slippery Rock	26	813-474
10.	Steve Anson	Washburn	33	803-739
11.	Harry Hillson	Mansfield	25	768-466
12.	Gary Vaught	Indianapolis	22	742-519
13.	Gary Rundles	West Alabama	24	732-512
14.	Skip Fite	West Georgia	31	731-782
15.	Jim Brady	Missouri-St. Louis	26	679-531
16.	Wendell Simmons	Central Oklahoma	20	656-398
	Bob Fornelli	Emporia State	15	656-244
18.	Bob DeFelice	Bentley	43	655-792
19.	Mike Kinnison	Delta State	15	654-201
20.	Randy Tenney	West Virginia Wesleyan	25	624-375

## WINNINGEST ALL-TIME DIVISION II HEAD COACHES (BY VICTORIES)

	NAME	SCHOOL	YEARS	W-L
1.	Tommy Thomas	Valdosta State	40	1308-825
2.	<b>*Joe Roberts</b>	<b>Armstrong Atlantic State</b>	<b>32</b>	<b>1250-607</b>
3.	*Mike Metheny	Southeastern Oklahoma	31	1180-542
4.	Porky Viera	New Haven	44	1127-324
5.	Jack Smitheran	UC Riverside	35	1097-790
6.	Dean Bowyer	Minnesota State Mankato	37	1091-557
7.	Gary Grob	Winona State	35	1020-563
8.	Rudy Abbott	Jacksonville State	32	1003-467
9.	*Bo Collins	SIU-Edwardsville	31	1001-738
10.	Irish O'Reilly	Lewis	29	982-771
11.	*Calvin Bailey	West Virginia State	34	962-448
12.	*Charlie Migl	St. Mary's (Texas)	25	926-423
13.	*John Schaly	Ashland	24	910-469
14.	Mike Lane	North Alabama	25	908-398
15.	Dusty Rhodes	North Florida	23	907-449
16.	Phil Swimley	UC Davis	36	901-832
17.	*John Goelz	Sonoma State	24	886-559
18.	*Buddy Bolding	Longwood	33	883-492
19.	*Mike Sansing	Kennesaw State	23	882-439
20.	Warren Turner	Missouri Southern State	31	852-720

\* Active



## CALVAIN CULBERSON ASSISTANT BASEBALL COACH

Calvin Culberson will be in his 17th season as a full-time assistant coach at Armstrong Atlantic State University, after completing an eight-year professional baseball career. Calvin is no stranger to Armstrong, having played for the Pirates from 1985-1988, and having assisted coach Roberts in a part-time role during his professional career.

Calvin's coaching role at Armstrong includes working with the outfielders and pitchers, and assisting with baserunning and hitting instruction.

While working with Armstrong's pitchers, Culberson has instructed several players who have, like him, enjoyed professional success. Righthander Adam Bernero, who Culberson coached during the 1999 season, reached the major leagues in just 15 months, becoming Armstrong's first major league player. Another Culberson pupil, Doug Sessions, was a AAA All-Star for the New Orleans Zephyrs in 2003 while pitching in the Houston organization while Jeremy Horst ascended to the Major Leagues during the summer of 2011 with the Cincinnati Reds.

Culberson finished his pro career in 1995 at Pawtucket, a triple-A affiliate of the Boston Red Sox. He had joined the Red Sox organization as a free agent after having pitched at Double-A Chattanooga and Triple A Indianapolis in the Cincinnati Reds farm chain. Calvin began his pro career in 1989 in the Atlanta Braves farm system, hitting .313 in his first season, then continuing as a pitcher.

During Culberson's Armstrong career, the Pirates posted an overall 181-66 (.733) record, with Calvin hitting in the leadoff spot his final three years. The Rome, Georgia native holds seven school records with the most notable being his 32-game hitting streak (1988) and his 128 career stolen bases.

Calvin was an all-Big South Conference selection in 1986 and 1987 when Armstrong was playing NCAA I baseball. In his last season with the Pirates he was an Armstrong co-captain and was chosen as a member of the all-South Atlantic Region team and an honorable mention DII All-American. Culberson was inducted into the Armstrong Athletics Hall of Fame in 2011.

Calvin is married to the former Pamela Johnson of Port Wentworth, an Armstrong graduate, who works as a System Analyst II for Armstrong. The couple have an 14-year old son, Matthew, and a nine-year old son, Brandon.

### ARMSTRONG YEAR-BY-YEAR UNDER COACH ROBERTS

YEAR	NCAA I	NCAA II	NCAA III	NAIA	CONF	REGION	PLAYOFF	OVERALL
1980	3-3	7-12	2-2	10-3		8-5		22-20
1981	8-13	3-12	3-2	21-6		11-5		35-33
1982	11-7	9-10	4-1	20-6		14-3	2-2	44-24
1983	13-4	6-2	15-1	20-13		15-9	3-2	54-20
1984	13-4	8-2	13-0	29-11	16-7	26-7	3-2	63-17
1985	19-14	13-2	13-1	10-1	4-2	6-2	1-2	55-18
1986	14-17	13-3	6-0	4-0	7-11	7-11		37-20
1987	29-15	11-0	5-0	2-0	9-3	9-3	2-2	47-15
1988	14-6	23-7	4-0	1-0		9-1	3-3	42-13
1989	6-10	22-7	6-0	9-0		8-3	3-3	43-17
1990	17-5	30-4	0-0	0-0		11-0	2-2	47-9
1991	8-9	24-11	1-0	3-1		15-2	0-2	36-21
1992	6-3	36-10	0-0	3-0	11-1	23-2	3-4	45-13
1993	7-4	38-8	0-1	0-0	14-3	21-4	1-4	45-13
1994	5-1	45-14	0-0	0-0	15-6	30-11	7-6	50-15
1995	2-1	25-22	0-0	0-0	14-10	20-17	0-2	27-23
1996	2-3	27-20	0-0	0-0	13-9	19-16	1-2	31-23
1997	2-0	31-25	0-0	0-0	10-14	17-20	2-3	33-25
1998	2-1	36-20	0-0	0-0	15-14	21-14	3-5	38-21
1999	0-0	42-14	0-0	0-0	19-9	22-10	1-2	42-14
2000	0-0	37-17	0-0	0-0	15-15	17-15		37-17
2001	2-1	34-14	2-0	0-0	18-12	21-12		38-15
2002	2-1	32-20	0-0	0-0	11-18	14-18		34-21
2003	1-1	34-15	0-0	0-0	20-10	23-10	0-2	35-16
2004	0-0	29-27	0-0	0-0	10-20	13-21		29-27
2005	0-0	34-16	0-0	0-0	14-15	16-15		34-16
2006	0-0	40-18	0-0	0-0	14-13	18-13	2-4	40-18
2007	0-0	39-23	0-0	0-0	15-15	21-17	4-3	39-23
2008	0-0	27-23	0-0	0-0	14-13	18-19	0-2	27-23
2009	0-0	38-18	0-0	0-0	15-12	20-16	0-1	38-18
2010	1-0	26-23	0-0	0-0	7-17	13-19		27-23
2011	0-0	35-17	0-0	0-0	14-10	21-15	2-2	35-17
	<b>186-123</b>	<b>854-436</b>	<b>74-8</b>	<b>132-41</b>	<b>314-259</b>	<b>527-335</b>	<b>45-62</b>	<b>1,250-607</b>
	<b>.602</b>	<b>.661</b>	<b>.902</b>	<b>.763</b>	<b>.548</b>	<b>.611</b>	<b>.421</b>	<b>.674</b>





## TOMMY THOMSON ASSISTANT BASEBALL COACH

Tommy Thomson is entering his 32nd season as a volunteer assistant baseball coach at Armstrong Atlantic State.

Serving the Pirates whenever his local business interests allow, Thomson's primary area of instruction with AASU has been as a hitting instructor.

In his 31 seasons, the Pirates have posted an overall record of 1,220-585 (.676). The personable assistant has certainly been a key factor in the Pirates offensive showing during his tenure and in 2011 he received the Service Citation award from the Armstrong Atlantic State University Athletic Hall of Fame in recognition of his contributions to Pirate baseball.

The Savannah native coached baseball for many years in the local youth leagues. After serving two years as an assistant with a local American Legion team, Thomson took over the head coaching duties and guided his teams to state championships all three years that he served in that capacity.

A premier bowler, Thomson graduated from Savannah High School in 1954. He is married to the former Carolyn Ihly of Savannah. The couple has two children, Lisa, 53, and Curtis, 48, and they have a pair of grandchildren by each child.



## JOEY DAVIS GRADUATE ASSISTANT COACH

Former first baseman Joey Davis is in his second season as an assistant coach for the Armstrong baseball squad, assisting head coach Joe Roberts and assistant coach Calvin Culberson.

A native of Acworth, Ga., Davis played for four seasons for the Pirates from 2005-08. He holds the Armstrong and Peach Belt Conference record for most grand slams in a season with three in 2008 as he hit .332 with a team-high 13 home runs and a team-high 55 RBIs during the year.

Davis graduated from Armstrong with a degree in physical education in May 2009 and is currently enrolled in graduate course work at Armstrong.



# NUMERICAL ROSTER

NO.	NAME	POS	YR	HT	WT	B/T	HOMETOWN
2	Joey Lupus	OF/LHP	FR	6-0	168	L/L	Savannah, Ga.
3	Tanner Jones	OF	SO	5-8	156	R/R	Suwanee, Ga.
4	Cody Rushing	C	FR	6-0	165	R/R	Richmond Hill, Ga.
5	Clayton Miller	C	SO	6-1	200	R/R	Augusta, Ga.
6	Will Thomas	INF	SO	5-10	150	L/R	Dublin, Ga.
7	Casey Maloney	OF	JR	5-7	165	R/R	Tempe, Ariz.
8	Alex Frederick	INF	SR	6-1	185	R/R	Baltimore, Md.
12	Zach Taylor	OF	JR	6-3	215	L/L	Statesboro, Ga.
14	Chandler Hall	LHP/OF	SR	6-3	210	R/L	Augusta, Ga.
15	Chess Malone	LHP	FR	6-2	185	L/L	Bonaire, Ga.
17	Mike Barnhill	INF	SR	5-10	180	R/R	Lake Forest, Calif.
18	Richie Anderson	INF/OF/C	JR	6-3	195	B/R	Marysville, Calif.
19	Jesse Osborne	RHP	JR	6-1	175	R/R	Rincon, Ga.
20	Eric Fowler	RHP	SR	6-0	190	R/R	Calhoun, Ga.
21	Scott Strickland	RHP	SR	6-3	235	R/R	Richmond Hill, Ga.
23	Chris Zittrouer	INF	JR	6-2	220	R/R	Guyton, Ga.
24	John Roberts	C	SR	6-1	215	R/R	Rincon, Ga.
27	Jimmy Coughlin	LHP	SO	6-3	190	L/L	Southampton, N.J.
30	Ross Beach	LHP	JR	5-10	225	L/L	Deland, Fla.
31	Drew Walker	INF	SR	5-10	200	L/R	Ringgold, Ga.
32	R.J. Dennard	C/1B	FR	6-2	235	L/R	Soperton, Ga.
34	Chris Base	RHP	SR	6-2	196	R/R	Acworth, Ga.
38	Cody Powell	RHP/OF	SO	6-2	212	R/R	Locust Grove, Ga.
42	Joseph Snooks	RHP	SO	6-1	200	R/R	Springfield, Ga.
44	Ethan Bader	RHP	SO	6-7	220	R/R	Jacksonville, Fla.
46	Travis Morris	RHP	SR	6-2	230	R/R	Douglasville, Ga.

**HEAD COACH:** 10-Joe Roberts

**ASSISTANT COACHES:** 11-Calvain Culberson, Tommy Thomson, Joey Davis

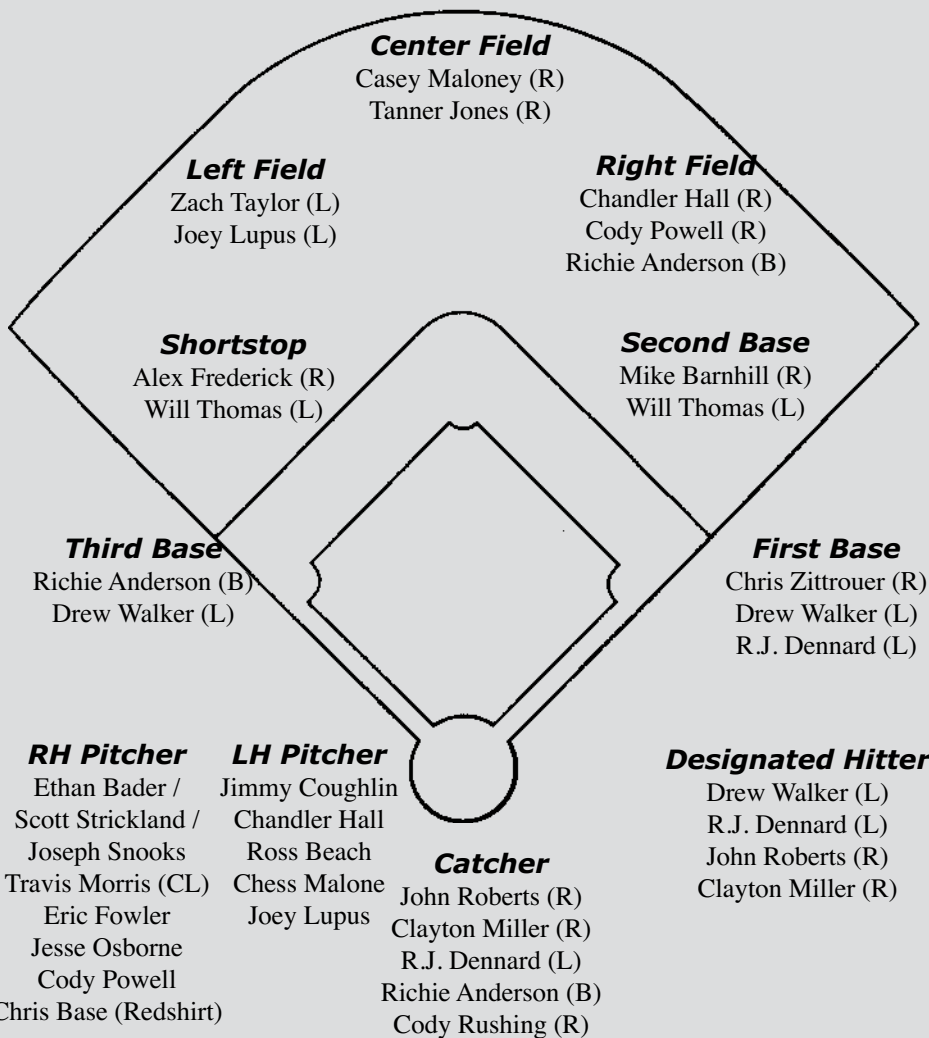
## ALPHABETICAL ROSTER

18 - Richie Anderson	3 - Tanner Jones	42 - Joseph Snooks
44 - Ethan Bader	2 - Joey Lupus	21 - Scott Strickland
17 - Mike Barnhill	15 - Chess Malone	12 - Zach Taylor
34 - Chris Base	7 - Casey Maloney	6 - Will Thomas
30 - Ross Beach	5 - Clayton Miller	31 - Drew Walker
27 - Jimmy Coughlin	46 - Travis Morris	23 - Chris Zittrouer
32 - R.J. Dennard	19 - Jesse Osborne	
20 - Eric Fowler	38 - Cody Powell	
8 - Alex Frederick	24 - John Roberts	
14 - Chandler Hall	4 - Cody Rushing	

## PRONUNCIATIONS

23 - Chris  
ZIH-trow-uhr

44 - Ethan  
BAY-duhr



## Coaches

Joe Roberts, Head Coach  
Calvain Culberson, Assistant Coach  
Tommy Thomson, Assistant Coach  
Joey Davis, Graduate Assistant Coach

## Pirate Field

Capacity: 750  
Location: Armstrong Campus

### Dimensions

Left: 340  
Left Center: 380  
Center: 390  
Right Center: 380  
Right: 340



The The Armstrong Atlantic State baseball squad notched its 32nd-straight winning season in 2011, advancing to the Peach Belt Conference tournament semifinals and finishing the year ranked No. 23 in the final *Collegiate Baseball* Division II Top 30 coaches' poll.

The Pirates earned a reputation for come-from-behind wins early in the season, beginning with senior Michael Price's walk-off RBI double in the bottom of the ninth for a 3-2 win over defending NCAA Division II champion Southern Indiana, giving Armstrong the series win over the Screaming Eagles.

Armstrong trailed Missouri-St. Louis, 7-1, on Feb. 26 but rallied for a 10-8 win over the Tritons, and the Pirates overcame a 7-3 deficit in the bottom of the ninth with five runs to knock off Lander, 8-7, on March 18. The Pirates also recorded come-from-behind road PBC wins over Montevallo and USC Aiken.

The Pirates went into the PBC Tournament as the second seed out of the East Division and after dropping the opening game to North Georgia, used strong pitching performances from seniors Scott Strickland and Trent Landa to advance to the semifinals. Strickland beat Columbus State, 8-4, in an elimination game on Friday then Landa hurled a masterful four-hit complete game 3-1 win over Lander in Saturday's second elimination game. Pitching ran out for the Pirates late Saturday as Armstrong fell to eventual tournament champion UNC Pembroke, 20-17.

The keys to the Pirates' success in 2011 came down to pitching, defense and small ball. Armstrong's team ERA in 2011 was 3.33, a full two runs better than 2010, while Armstrong defensively led the nation in double plays and ranked 12th in fielding percentage. The Pirates also led the nation in sacrifice hits for the second time in the last three seasons.

Price finished his four-year career for Armstrong earning an ABCA All-Southeast Region gold glove honor while leading DII in sacrifice hits with 28. Senior Josh Heath ranked among the league's leaders in sacrifice hits and walks while earning 2010-11 PBC Male Scholar-Athlete of the Year honors. Senior Trent Landa earned PBC All-Tournament honors while fellow seniors Jonathan Fulghum, Blake Culberson and Drew Carnes also finished up their careers.

Junior catcher John Roberts and junior pitcher Scott Strickland each fashioned All-PBC and All-Southeast Region honors in 2011 and lead a core group of 15 players who return to play for the Pirates in 2012.





## RICHIE ANDERSON

6-3 • 195 • JUNIOR • INF/OF/C • BB T.R.  
MARYSVILLE, CALIF. • AMERICAN RIVER CC

# 18

Versatile JuCo transfer who can play third base, outfield or catch. **JUNIOR COLLEGE:** Played for two seasons at American River College ... Hit .273 with 12 RBI in 27 games as a freshman in 2010 ... Hit .274 with one home run and nine RBI in 21 games as a sophomore in 2011. **HIGH SCHOOL:** Played for four years at Marysville HS ... Earned All-Conference and All-Area honors for the Indians ... Also earned All-Conference Academic honors. **PERSONAL:** Born Richard Anderson on November 17, 1990, in Sacramento, Calif. ... Hometown is Marysville, Calif. ... Son of Rich and Karin Anderson ... Majoring in health science ... Enjoys going to the beach, playing Xbox and listening to music ... Lists Alex Morgan and Matt Kemp as favorite sports personalities.



## ETHAN BADER

6-7 • 220 • SOPHOMORE • RHP • BR T.R.  
JACKSONVILLE, FLA. • LAKE SUMTER CC

# 44

Highly-touted righthander who will step into the Armstrong weekend rotation ... Named the No. 8 top 2012 draft prospect among DII players by Baseball America. **JUNIOR COLLEGE:** Pitched for one season at Lake Sumter CC ... Went 5-4 with a 3.29 ERA, striking out 83 batters in 71 innings as a freshman ... Earned second-team All-Conference honors ... Named outstanding relief pitcher in the 2011 Florida League over the summer for the Leesburg Lightning. **HIGH SCHOOL:** Played for four years at Ed White HS in Jacksonville, Fla. ... Earned second-team All-Conference honors for the Commanders ... All-First Coast Baseball honoree by the Florida Times-Union as well. **PERSONAL:** Born Ethan Edric Bader on February 27, 1991, in Jacksonville, Fla., his hometown ... Son of Les Bader ... Majoring in health science ... Enjoys going to the beach, listening to music and playing all sports ... Lists Derek Lowe and Jonathon Papelbon as favorite sports personalities.



## MIKE BARNHILL

5-10 • 180 • SENIOR • INF • BR T.R.  
LAKE FOREST, CALIF. • CYPRESS COLLEGE (CALIF.)

# 17

Armstrong's starting second baseman from 2011 who returns for his senior season as a Pirate. **2011:** Started all 52 games as a sophomore for the Pirates ... Hit .294 with eight doubles and 25 RBIs ... 19 multi-hit games ... Notched four hits against California (Pa.) on March 5 ... Drove in three runs on three hits vs. West Liberty State on March 3 ... Also drove in three runs vs. Kutztown on March 8 ... Member of the PBC Presidential Honor Roll. **JUNIOR COLLEGE:** Played for one season at Cypress College (Calif.) ... Hit .285 with one home run and 28 RBI. **HIGH SCHOOL:** Played for three seasons at El Toro HS ... Two-time All-League honoree ... Two-year team captain who helped lead the Chargers to the CIF section crown. **PERSONAL:** Born December 29, 1989, in Fullerton, Calif. ... Hometown is Lake Forest, Calif. ... Son of Vicki Damato and Bob Barnhill ... Sister, Lindsay Strodl, ran track at Cal State Fullerton ... Majoring in liberal studies ... Enjoys playing guitar, surfing and cooking ... Lists Josh Hamilton as a favorite sports personality.

### MIKE BARNHILL'S CAREER STATISTICS

Year	GP-GS	AB	R	H	2B	3B	HR	RBI	BB	K	SB-SBA	Avg.
2011	52-52	187	41	55	8	1	0	25	16	18	4-4	.294
1 Year	52-52	187	41	55	8	1	0	25	16	18	4-4	.294





## CHRIS BASE

6-2 • 196 • SENIOR • RHP • BR T.R.  
ACWORTH, GA. • KELL HS

# 34

Mainstay of the Armstrong rotation the last two years who will miss 2012 after undergoing surgery. **2011:** Made 14 starts for the Pirates as a junior ... Went 7-3 with a 3.57 ERA in 106 innings pitched ... Gave up 109 hits and walked only 29 while striking out 75 ... Ranked third in the PBC in innings and seventh in strikeouts ... Hurlled a six-hit complete game, striking out eight while giving up just two runs in a 3-2 win over top-ranked Southern Indiana on Feb. 13 ... Notched Peach Belt wins over FMU, UNC Pembroke, USC Aiken and Flagler. **2010:** Pitched 13 games, making seven starts, for the Pirates as a sophomore ... Went 1-7 with a 4.24 ERA in 57.1 innings pitched, giving up just 55 hits while walking 20 and striking out 32 ... Ranked 15th in the PBC in ERA ... Member of the PBC Presidential Honor Roll. **2009:** Pitched in 10 games for the Pirates as a freshman ... Went 0-0 with a 9.64 ERA in 9.1 innings pitched, striking out 10 batters while walking just one. **HIGH SCHOOL:** Played for two years at Kell HS in Marietta, Ga. ... Earned the Coaches' Award as a junior and senior in both football and baseball. **PERSONAL:** Born Christopher Powell Base on November 29, 1989, in Tulsa, Oklahoma ... Hometown is Acworth, Ga. ... Son of Thomas and Cheryl Base ... Majoring in health and physical education ... Enjoys fishing, sleeping, working out and playing video games ... Lists Derek Jeter, Josh Hamilton and Chipper Jones as favorite sports personalities.

### CHRIS BASE'S CAREER STATISTICS

Year	GP-GS	W-L	Svs	CG	IP	H	R	ER	BB	SO	ERA
2009	10-0	0-0	0	0	9.1	16	111	10	1	10	9.64
2010	13-7	1-7	0	0	57.1	55	38	27	20	32	4.24
2011	14-14	7-3	0	2	106.0	109	46	42	29	75	3.57
<b>3 Years</b>	<b>37-21</b>	<b>8-10</b>	<b>0</b>	<b>2</b>	<b>172.2</b>	<b>180</b>	<b>195</b>	<b>79</b>	<b>50</b>	<b>117</b>	<b>4.12</b>



## ROSS BEACH

5-10 • 225 • JUNIOR • LHP • BL T.L.  
DELAND, FLA. • BELMONT

# 30

Lefthanded DI transfer who will be one of the top arms out of the bullpen in 2012. **PREVIOUS SCHOOL:** Played for two seasons at Belmont University in Nashville ... Made one appearance as a sophomore in 2011, facing two batters ... Made eight appearances as a freshman, going 0-1 with a 12.86 ERA in seven innings pitched. **HIGH SCHOOL:** Played for four years at Trinity Preparatory School in Winter Park, Fla. ... Team MVP as a senior, leading the Saints to the District title ... Trinity Prep was the regional champion and state runner-up during his sophomore season in 2007 ... Went 5-2 with a 3.45 ERA as a senior. **PERSONAL:** Born Douglas Ross Beach on September 3, 1990, in Houston, Texas ... Hometown is Deland, Fla. ... Son of Doug and Annette Beach ... Majoring in biology ... Brother, Chase, played soccer at the College of Wooster ... Lists Prince Fielder and Rickie Weeks as favorite sports personalities.



## JIMMY COUGHLIN

6-3 • 190 • SOPHOMORE • LHP • BL T.L.  
SOUTHAMPTON, N.J. • COASTAL CAROLINA

# 27

DI transfer who will have an opportunity to start for the Pirates in 2012. **PREVIOUS SCHOOL:** Played for one season at Coastal Carolina University ... Went 0-0 with a 5.14 ERA in seven innings, giving up seven hits and walking four while striking out six. **HIGH SCHOOL:** Played for three years at Seneca HS in Tabernacle, N.J. ... Three-time All-Olympic Conference honoree for the Eagles ... First-team All-Northeast selection by Perfect Game and a 2010 preseason All-American by the organization ... Went 5-2 on the mound in 2009 and 2010, going 3-0 in 2008 ... Over his final three years, struck out 174 batters in 122 innings pitched. **PERSONAL:** Born Jimmy Coughlin on November 13, 1991, in Willingboro, N.J. ... Son of Kenneth and Maureen Coughlin ... Majoring in criminal justice ... Enjoys playing football, golf and watching UFC ... Lists Cole Hamels and Cliff Lee as favorite sports personalities.





# ARMSTRONG PLAYER PROFILES



## R.J. DENNARD

6-2 • 235 • FRESHMAN • C/IB • B.L. T.R.  
SOPERTON, GA. • TREUTLEN COUNTY HS

# 32

Freshman who has the opportunity to hit his way into the lineup in 2012. **HIGH SCHOOL:** Played for four years at Treutlen County HS ... Earned All-Region and first-team All-Middle Georgia honors for the Vikings ... Team MVP during his junior and senior season ... Played for former Armstrong standout Brent Korn. **PERSONAL:** Born Richard Jackson Dennard on October 27, 1992, in Dublin, Ga. ... Hometown is Soperton, Ga. ... Son of Blake and Adele Dennard ... Majoring in chemistry ... Enjoys fishing and hunting ... Lists Brian McCann as a favorite sports personality.



## ERIC FOWLER

6-0 • 190 • SENIOR • RHP • B.R. T.R.  
CALHOUN, GA. • GEORGIA HIGHLANDS


# 20

Righty out of the pen who notched a pair of saves in 2011. **2011:** Pitched in 10 games for the Pirates as a junior ... Went 0-0 with a 3.29 ERA in 13.2 innings pitched, making two saves ... Gave up just 12 hits in 13 2/3 innings pitched, walking five and striking out 10 ... Saved PBC wins over Montevallo on March 25 (1 IP) and March 26 (3 IP) ... Hurled two scoreless innings against UNCP in the PBC Tournament semifinal on May 10.

**JUNIOR COLLEGE:** Played for two seasons at Georgia Highlands College in Rome, Ga. **HIGH SCHOOL:** Played for two years at Calhoun HS ... Member of the 2005 State AA champion Yellow Jackets. **PERSONAL:** Born Mark Eric Fowler on September 22, 1987, in Dalton, Ga. ... Hometown is Calhoun, Ga. ... Son of Mark and Tammy Fowler ... Majoring in early childhood education ... Enjoys playing golf and listening to music ... Lists Brett Favre as a favorite sports personality.

### ERIC FOWLER'S CAREER STATISTICS

Year	GP-GS	W-L	Svs	CG	IP	H	R	ER	BB	SO	ERA
2011	10-0	0-0	2	0	13.2	12	6	5	5	10	3.29
1 Year	10-0	0-0	2	0	13.2	12	6	5	5	10	3.29



## ALEX FREDERICK

6-1 • 185 • SENIOR • INF • B.R. T.R.  
BALTIMORE, MD. • UNC GREENSBORO

# 8

Pirates' starting shortstop who returns for his senior season. **2011:** Made 50 starts for the Pirates as a junior ... Hit .320 with seven doubles, one home run and 36 RBIs ... Named the PBC Player of the Week on March 28 ... Went 8-for-11 in stolen bases ... Made just 13 errors in 260 chances at shortstop ... Had a season-high four hits vs. Montevallo on March 26 (game one) ... Went 9-for-16 with three doubles, a home run and six RBIs in the Montevallo series on March 25-26. **PREVIOUS SCHOOL:** Played for two seasons at UNC Greensboro ... Played in 27 games, starting 14, for the Spartans as a sophomore ... Hit .306 with nine RBIs ... Member of the Southern Conference All-Academic Team.

**HIGH SCHOOL:** Played for four seasons at Dulaney HS ... All-State, All-Metro and All-County as a senior for the Lions ... Earned All-County and All-Division honors as a junior ... All-Division honors as a sophomore. **PERSONAL:** Born Brian Alexander Frederick on January 23, 1990, in Baltimore, Md., his hometown ... Son of Brian and Kim Frederick ... Sister, Meghan, played lacrosse at Duquesne University ... Majoring in economics ... Enjoys playing basketball and going to the beach ... Lists David Wright as a favorite sports personality.

### ALEX FREDERICK'S CAREER STATISTICS

Year	GP-GS	AB	R	H	2B	3B	HR	RBI	BB	K	SB-SBA	Avg.
2011	50-50	194	45	62	7	0	1	36	34	23	8-11	.320
1 Year	50-50	194	45	62	7	0	1	36	34	23	8-11	.320



FREDERICK WAS THE PBC'S PLAYER OF THE WEEK ON MARCH 28, 2011



## CHANDLER HALL

6-3 • 210 • SENIOR • LHP/OF • BR T.L.  
VALDOSTA, GA. • MIDDLE GEORGIA COLLEGE

# 14

Two-way player who won eight games for the Pirates last season. **2011:** Pitched in 16 games, making 13 starts, for the Pirates as a junior ... Went 8-4 with a 4.23 ERA in 83.0 innings pitched, giving up just 82 hits ... Walked 27 batters while striking out 45 ... Also saw action in eight games in the field, hitting .263 with one home run and six RBIs ... Threw a 3-hit shutout, striking out 10, over Salem Int'l on Feb. 18 ... Notched conference wins over Lander and Montevallo ... Hit a grand-slam home run in the Pirates' season-opening 9-2 win over Winston Salem State on Feb. 6. **JUNIOR COLLEGE:** Played at Middle Georgia College ... Hit .307 with six home runs and 31 RBI in 2010. **HIGH SCHOOL:** Played for four seasons at Westside HS in Augusta ... Two-time All-State honors ... Region 3AA Player of the Year as a senior ... Team MVP as a junior and senior as well for the Patriots. **PERSONAL:** Born Chandler Hall on August 14, 1990, in Augusta, Ga., his hometown ... Son of Barry and Cindy Hall ... Majoring in liberal studies ... Enjoys playing golf, listening to music, watching movies and playing Call of Duty ... Lists LeBron James, Phil Mickelson and Jeff Gordon as favorite sports personalities.

### CHANDLER HALL'S CAREER STATISTICS

Year	GP-GS	W-L	Svs	CG	IP	Pitching			ER	BB	SO	ERA
						H	R	BB				
2011	16-13	8-4	1	4	83.0	82	46	39	27	45	4.23	
1 Year	16-13	8-4	1	4	83.0	82	46	39	27	45	4.23	

Year	GP-GS	AB	R	H	2B	3B	Hitting		RBI	BB	K	SB-SBA	Avg.
							HR	HR					
2011	8-7	19	6	5	3	0	1	6	1	2	1-1		.263
1 Year	8-7	19	6	5	3	0	1	6	1	2	1-1		.263



## TANNER JONES


5-8 • 156 • SOPHOMORE • OF • BR T.R.  
SUWANEE, GA. • MOUNT PARAN HS

# 3

Sophomore who can play all three outfield positions for the Pirates. **2011:** Saw action in 18 games, making four starts for the Pirates as a freshman ... Hit .222 with six hits in 27 at-bats ... Also drew 11 walks for a .447 on-base percentage. **HIGH SCHOOL:** Played for four seasons at Mt. Paran HS ... All-State honors as a senior ... Three-time All-Region honoree ... Two-time All-County honoree. **PERSONAL:** Born David Tanner Jones on February 1, 1991, in Douglasville, Ga. ... Hometown is Suwanee, Ga. ... Son of Angela and David Jones ... Sister, Jordan, plays women's basketball at the University of Florida ... Former Atlanta Brave third baseman Ken Oberkfell is an uncle ... Undecided in major ... Enjoys reading, sleeping and playing all sports ... Lists Derrick Rose, Dwayne Wade and Austin Jackson as favorite sports personalities.

### TANNER JONES' CAREER STATISTICS

Year	GP-GS	AB	R	H	2B	3B	HR	RBI	BB	K	SB-SBA	Avg.
2011	18-4	27	6	6	0	0	0	4	11	9	2-3	.222
1 Year	18-4	27	6	6	0	0	0	4	11	9	2-3	.222



## JOEY LUPUS

6-0 • 168 • FRESHMAN • OF/LHP • BL T.L.  
SAVANNAH, GA. • CALVARY DAY SCHOOL

# 2

Freshman local product will see time in the outfield and out of the pen. **HIGH SCHOOL:** Played for Calvary Day School in Savannah ... Earned All-State and All-Region honors for the Cavaliers. **PERSONAL:** Born Joseph William Lupus on November 24, 1992, in Savannah, Ga., his hometown ... Son of Mark and Amber Lupus ... Majoring in criminal justice ... Enjoys hanging out with friends, playing baseball and going to the beach ... Lists Carlos Gonzalez and Jacoby Ellsbury as favorite sports personalities.





## CHESS MALONE

6-2 • 185 • FRESHMAN • LHP • B.L.T.L  
 BONAIRE, GA. • GORDON COLLEGE

# 15

Redshirt freshman who gives the Pirates another solid lefthander out of the bullpen. **JUNIOR COLLEGE:** Redshirted the 2011 season at Gordon College. **HIGH SCHOOL:** Played for three seasons at Warner Robins HS ... Three-time All-Region performer for the Demons ... Career strikeout, ERA and wins leader at Warner Robins. **PERSONAL:** Born Chess Malone on December 22, 1991, in Bonaire, Ga., his hometown ... Son of Joy and Kenny Malone ... Majoring in psychology ... Would like to be a clinical therapist after college ... Enjoys playing video games and golf ... Lists Greg Maddux, Matt Ryan and Dan Uggla as favorite sports personalities.



## CASEY MALONEY

5-7 • 165 • JUNIOR • OF • B.R.T.R  
 TEMPE, ARIZ. • GATEWAY CC

# 7

Junior outfielder who will take over as the Pirates' center fielder and leadoff hitter in 2012. **JUNIOR COLLEGE:** Played for two seasons at GateWay CC in Arizona ... Earned first-team All-Region honors as a freshman and sophomore ... Hit .330 with six doubles and 10 steals as a sophomore ... Hit .383 with 10 doubles, seven triples and 11 steals as a freshman ... Also earned second-team All-Conference honors. **HIGH SCHOOL:** Played for three years at Tempe HS. **PERSONAL:** Born Casey Thomas Maloney on December 5, 1990, in Tempe, Ariz., his hometown ... Son of Tom and Lillian Maloney ... Majoring in economics ... Enjoys playing golf and video games ... Lists David Wright as a favorite sports personality.



## CLAYTON MILLER

6-1 • 200 • SOPHOMORE • CATCHER • B.R.T.R  
 AUGUSTA, GA. • LAKESIDE HS

# 5

Sophomore catcher who had an outstanding debut season for the Pirates last year. **2011:** Played in 44 games, making 43 starts for the Pirates as a freshman ... Hit .301 with 12 doubles and 19 RBIs ... PBC Freshman of the Week on March 8 ... Notched a nine-game hitting streak from Feb. 20 through March 6 ... Had three hits against Queens (NY) on Feb. 28 and against Montevallo in both games of March 26 doubleheader ... Drove in three runs on a pair of hits vs. Queens (NY) on March 1. **HIGH SCHOOL:** Played for four seasons at Lakeside HS ... 2010 Class AAAA Baseball Player of the Year as awarded by the Georgia Dugout Club ... Hit .448 with six home runs as a senior ... Also earned All-Region, All-Area and All-County honors for the Panthers. **PERSONAL:** Born Clayton Morris Miller on December 16, 1991, in Augusta, Ga., his hometown ... Son of Ted and Joy Miller ... Grandfather, Clyde Miller, played baseball at Georgia Southern ... Majoring in pre-pharmacy ... Enjoys weightlifting, fishing and hanging out with friends ... Lists Albert Pujols as a favorite sports personality.

### CLAYTON MILLER'S CAREER STATISTICS

Year	GP-GS	AB	R	H	2B	3B	HR	RBI	BB	K	SB-SBA	Avg.
2011	44-43	163	21	49	12	2	0	19	18	26	3-4	.301
1 Year	44-43	163	21	49	12	2	0	19	18	26	3-4	.301





**TRAVIS MORRIS**  
 6-2 • 230 • SENIOR • RHP • BR T.R.  
 DOUGLASVILLE, GA. • GORDON COLLEGE

**46**

Hard-throwing righty who will close for the Pirates in 2012. **2011:** Made 15 appearances for the Pirates as a junior ... Went 2-1 with a 3.20 ERA in 19 2/3 innings of action, giving up just 11 hits while walking 17 and striking out 23. **PREVIOUS SCHOOL:** Played for one season at Darton College ... Went 1-4 with a 10.19 ERA in 14 games ... Struck out 29 batters in 35.1 appearances ... Played his freshman season at Reinhardt College. **HIGH SCHOOL:** Played for three seasons at Hiram HS in Hiram, Ga. **PERSONAL:** Born James Travis Morris on November 24, 1989, in Douglasville, Ga., his hometown ... Son of Jim and Sarah Morris ... Majoring in liberal studies ... Enjoys paintball, fishing, playing video games and digital design ... Lists Tim Hudson as a favorite sports personality.

### TRAVIS MORRIS' CAREER STATISTICS

Year	GP-GS	W-L	Svs	CG	IP	H	R	ER	BB	SO	ERA
2011	15-0	2-1	0	0	19.2	11	10	7	17	23	3.20
<b>1 Year</b>	<b>15-0</b>	<b>2-1</b>	<b>0</b>	<b>0</b>	<b>19.2</b>	<b>11</b>	<b>10</b>	<b>7</b>	<b>17</b>	<b>23</b>	<b>3.20</b>



**JESSE OSBORNE**  
 6-2 • 165 • JUNIOR • RHP • BR T.R.  
 RINCON, GA. • SOUTH EFFINGHAM HS

**19**

Junior righthander who redshirted the 2011 season for the Pirates. **2010:** Made 10 appearances and one start for the Pirates as a sophomore ... Went 2-0 with a 5.30 ERA in 18 2/3 innings pitched ... Gave up 22 hits and nine walks while striking out 10 ... Picked up his first collegiate win with 2/3 innings of scoreless relief in the Pirates' 13-12 win over Salem International on Feb. 7. **2009:** Pitched in nine games as a freshman for the Pirates ... Went 0-0 with a 9.58 ERA in 10.1 innings pitched. **HIGH SCHOOL:** Played for three years at South Effingham HS ... Earned All-State and All-Region honors as a senior for the Mustangs ... Went 8-4 with a 2.59 ERA and 54 strikeouts as a senior. **PERSONAL:** Born Jesse Bowen Osborne on April 26, 1990, in LaGrange, Ga. ... Hometown is Rincon, Ga. ... Son of Todd and Angie Osborne ... Majoring in physical therapy ... Enjoys riding four wheelers and fishing ... Lists Nolan Ryan as a favorite sports personality.

### JESSE OSBORNE'S CAREER STATISTICS

Year	GP-GS	W-L	Svs	CG	IP	H	R	ER	BB	SO	ERA
2009	9-0	0-0	0	0	10.1	15	12	11	6	8	9.58
2010	10-1	2-0	0	0	18.2	22	15	11	9	10	5.30
<b>2 Years</b>	<b>19-1</b>	<b>2-0</b>	<b>0</b>	<b>0</b>	<b>29.0</b>	<b>37</b>	<b>27</b>	<b>22</b>	<b>15</b>	<b>18</b>	<b>6.83</b>



**CODY POWELL**  
 6-2 • 212 • SOPHOMORE • RHP/OF • BR T.R.  
 LOCUST GROVE, GA. • LUELLE HS

**38**

Sophomore who will get a shot at a starting outfield spot in 2012. **2011:** Played in 10 games, making three starts for the Pirates as a freshman ... Hit .091 with two hits in 22 at-bats ... Also saw action in two games on the mound. **HIGH SCHOOL:** Played for four seasons at Luella HS ... Hit .346 as a senior with two home runs, 20 RBI and 15 stolen bases. **PERSONAL:** Born Cody Ryan Powell on October 24, 1991, in Fulton, Ga. ... Hometown is Locust Grove, Ga. ... Son of Sandi Evers and Johnny Powell ... Majoring in rehabilitation sciences ... Enjoys fishing and listening to music ... Lists Martin Prado as his favorite sports personality.

### CODY POWELL'S CAREER STATISTICS

Year	GP-GS	W-L	Svs	CG	IP	Pitching					SO	ERA
						H	R	ER	BB	1		
2011	2-0	0-0	0	0	1.2	1	0	0	1	1	0.00	
<b>1 Year</b>	<b>2-0</b>	<b>0-0</b>	<b>0</b>	<b>0</b>	<b>1.2</b>	<b>1</b>	<b>0</b>	<b>0</b>	<b>1</b>	<b>1</b>	<b>0.00</b>	
Year	GP-GS	AB	R	H	2B	3B	Hitting			SB-SBA	Avg.	
							HR	RBI	BB			
2011	10-3	22	0	2	0	0	0	0	2	7	0-0	.091
<b>1 Year</b>	<b>10-3</b>	<b>22</b>	<b>0</b>	<b>2</b>	<b>0</b>	<b>0</b>	<b>0</b>	<b>0</b>	<b>2</b>	<b>7</b>	<b>0-0</b>	<b>.091</b>





## JOHN ROBERTS

6-1 • 215 • SENIOR • CATCHER • BR T.R. GUYTON, GA. • SOUTH EFFINGHAM HS

# 24

Senior two-time All-Conference catcher who is a preseason All-American selection by Collegiate Baseball magazine in 2012. **2011:** Started 50 games for the Pirates as a junior ... Earned second-team All-Peach Belt Conference honors as well as ABCA All-Southeast Region second team honors ... Hit a team-best .355 with five home runs, 18 doubles and 51 RBIs ... Ranked second in the PBC in doubles, fourth in the PBC in RBIs, fourth in total bases (116), sixth in hits (77) and 12th in batting average and slugging percentage (.535) ... PBC Player of the Week on March 21 ... Led off the 10th inning with a walk-off solo home run to defeat Salem International, 2-1, on Feb. 19. **2010:** Started all 50 games for the Pirates as a sophomore ... Earned second-team All-Peach Belt Conference honors ... Also earned honorable mention NCBWA All-Southeast Region honors ... PBC Player of the Week on March 29 ... Hit .387 with 11 home runs and 49 RBIs ... Ranked sixth in the PBC in batting average, 12th in slugging percentage (.618), 10th in hits (77) and home runs and 11th in total bases ... 22 multi-hit games and 14 games with two or more RBIs ... Went 5-for-5 with two home runs and five RBIs in the Pirates' 15-12 win at No. 5 Mount Olive on March 24 ... Launched a two-run home run in the bottom of the ninth inning to give the Pirates an 8-7 win over Montevallo on March 27 ... Went 4-for-6 with five RBIs against West Liberty State on March 8 ... Went 7-for-14 in the three-game PBC series with Columbus State on April 9-10. **2009:** Played in 51 games, starting 46, for the Pirates as a freshman ... Hit .315 with six home runs and 41 RBI ... Began his college career 3-for-38 at the plate, but hit .379 (53-for-140) over the last two months of the season ... Named PBC Freshman of the Week on May 4 ... Collected 14 multi-hit games ... Hit a three-run tiebreaking home run to give AASU a 10-6 win over UNC Pembroke on March 30. **HIGH SCHOOL:** Played for South Effingham HS ... Named Savannah Morning News Greater Savannah Baseball Player of the Year as a senior in 2008 for the Mustangs ... Hit .460 with 16 home runs and 66 RBI ... The RBI total is the third-highest single-season total in GHSAA history ... HS teammate of fellow Pirate freshman Jesse Osborne. **PERSONAL:** Born John Timothy Roberts, Jr., on January 31, 1990, in Savannah, Ga. ... Hometown is Rincon, Ga. ... Son of John and Sheila Roberts ... Undecided in major ... Enjoys fishing, hunting and riding dirt bikes ... Ivan "Pudge" Rodriguez is a favorite sports personality.

### JOHN ROBERTS' CAREER STATISTICS

Year	GP-GS	AB	R	H	2B	3B	HR	RBI	BB	K	SB-SBA	Avg.
2009	51-46	178	22	56	7	1	6	41	10	27	0-1	.315
2010	50-50	199	51	77	13	0	11	49	15	19	1-2	.387
2011	50-50	217	30	77	18	3	5	51	10	26	2-2	.355
<b>3 Years</b>	<b>151-146</b>	<b>594</b>	<b>103</b>	<b>210</b>	<b>7</b>	<b>4</b>	<b>22</b>	<b>141</b>	<b>35</b>	<b>72</b>	<b>3-5</b>	<b>.354</b>




## CODY RUSHING

6-0 • 165 • FRESHMAN • CATCHER • BR T.R. RICHMOND HILL, GA. • RICHMOND HILL HS

# 4

Redshirt freshman who will back up behind the plate in 2012. 2011: Redshirted the 2011 season for the Pirates. **HIGH SCHOOL:** Played for three season at Richmond Hill HS ... Team MVP as a senior for the Wildcats ... Best defensive player as a junior. **PERSONAL:** Born Cody Lee Rushing on October 24, 1991, in Savannah, Ga. ... Hometown is Richmond Hill, Ga. ... Son of Chris and Sheri Rushing ... Brother, Dustin, played baseball at Emmanuel College ... Majoring in biology ... Enjoys fishing and singing ... Lists Javy Lopez and Jeff Francoeur as favorite sports personalities.



## JOSEPH SNOOKS

6-1 • 200 • SOPHOMORE • RHP • BR T.R.  
SPRINGFIELD, GA. • EFFINGHAM COUNTY HS

# 42

**2011:** Made three appearances on the mound for the Pirates as a freshman ... Hurled 3 1/3 innings, giving up just one hit while walking four and striking out three ... Member of the PBC Presidential Honor Roll. **HIGH SCHOOL:** Played for three seasons at Effingham County HS ... Earned first-team All-Region honors as a senior ... Vince Dooley Award recipient for the Rebels. **PERSONAL:** Born Joseph Steven Snooks II on April 17, 1992, in Savannah, Ga. ... Hometown is Springfield, Ga. ... Son of Steven and Harriett Snooks ... Majoring in biology ... Enjoys fishing, hunting and playing golf ... Lists Brian McCann and Tim Hudson as favorite sports personalities.

### JOSEPH SNOOKS' CAREER STATISTICS

Year	GP-GS	W-L	Svs	CG	IP	H	R	ER	BB	SO	ERA
2011	3-0	0-0	0	0	3.1	1	0	0	4	3	0.00
1 Year	3-0	0-0	0	0	3.1	1	0	0	4	3	0.00



## SCOTT STRICKLAND

6-3 • 235 • SENIOR • RHP • BR T.R.  
RICHMOND HILL, GA. • AUGUSTA STATE

# 21

Senior All-Conference righty who will again be a conference starter for the Pirates in 2012. **2011:** Made 15 starts for the Pirates as a redshirt junior ... Went 8-3 with a 2.90 ERA in 111 2/3 innings pitched, giving up just 104 hits while striking out 104 batters and walking 48 ... Earned second-team All-Peach Belt and ABCA All-Southeast Region honors ... PBC Pitcher of the Week (Feb. 15) ... Led the PBC in innings pitched while ranking second in strikeouts, sixth in wins and 10th in ERA ... Ranked 18th in NCAA Division II in total strikeouts ... Struck out 11 in a four-hit complete-game shutout of No. 1 Southern Indiana on Feb. 12 ... Hurlled a complete-game 8-4 win over Columbus State in the PBC Tournament on May 9. **PREVIOUS SCHOOL:** Played for three seasons at Augusta State University ... Made four appearances in 2010, going 0-0 with a 3.24 ERA in 8 1/3 innings pitched ... Went 2-5 with a 6.54 ERA and one save in 18 appearances as a sophomore in 2009. **HIGH SCHOOL:** Played for four seasons at Richmond Hill HS ... Team MVP as a junior and senior ... All-Coastal Empire honorable mention honoree for the Wildcats. **PERSONAL:** Born William Scott Strickland on June 8, 1989, in Little Rock, Ark. ... Hometown is Richmond Hill, Ga. ... Son of Sharon and Sandy Strickland ... Brother, Sean, played baseball at LaGrange College ... Majoring in middle grades education ... Enjoys playing golf ... Lists Roger Clemens as a favorite sports personality.

### SCOTT STRICKLAND'S CAREER ARMSTRONG STATISTICS

Year	GP-GS	W-L	Svs	CG	IP	H	R	ER	BB	SO	ERA
2011	15-15	8-3	0	4	111.2	104	52	36	48	104	2.90
1 Year	15-15	8-3	0	4	111.2	104	52	36	48	104	2.90



## ZACH TAYLOR

6-3 • 215 • JUNIOR • OF • BL T.L.  
STATESBORO, GA. • SANTA FE CC

# 12

Outstanding junior transfer who is one of College Baseball magazine's Newcomers To Watch in Division II for 2012. **JUNIOR COLLEGE:** Played for one season at Santa Fe CC in Gainesville, Fla., as a sophomore ... Hit .290 with six doubles, four home runs and 25 RBI ... Played for one season at the University of Georgia as a freshman ... Hit .247 with one home run and eight RBI in 42 games. **HIGH SCHOOL:** Played for four years at Statesboro High School ... Earned All-State honors as a junior as well as All-Region honors as both a junior and a senior ... Hit .444 with five home runs and 32 RBIs as a junior ... Hit .454 as a senior. **PERSONAL:** Born John Zachary Taylor on March 3, 1991, in Statesboro, Ga., his hometown ... Son of Steve and Susan Taylor ... Majoring in economics ... Enjoys hunting, fishing and playing video games ... Lists Josh Hamilton as a favorite sports personality.





## WILL THOMAS

5-10 • 150 • SOPHOMORE • INF • B.L T.R  
DUBLIN, GA. • WEST LAURENS HS

# 6

Sophomore infielder who will back up at both shortstop and second base in 2012. **2011:** Saw action in 10 games, making two starts for the Pirates as a freshman ... Hit .105 with two hits in 19 at-bats. **HIGH SCHOOL:** Played for four seasons at West Laurens HS ... Earned the team's coaches' award and best defensive award as a senior for the Raiders. **PERSONAL:** Born William Michael Thomas on March 7, 1992, in Dublin, Ga. ... Hometown is Dexter, Ga. ... Son of Amy and Joe Thomas ... Majoring in rehabilitation sciences ... Enjoys hunting, going to the beach and playing all sports ... Lists Alex Gonzalez as a favorite sports personality.

### WILL THOMAS' CAREER STATISTICS

Year	GP-GS	AB	R	H	2B	3B	HR	RBI	BB	K	SB-SBA	Avg.
2011	10-2	19	2	2	0	0	0	0	1	4	0-0	.105
<b>1 Year</b>	<b>10-2</b>	<b>19</b>	<b>2</b>	<b>2</b>	<b>0</b>	<b>0</b>	<b>0</b>	<b>0</b>	<b>1</b>	<b>4</b>	<b>0-0</b>	<b>.105</b>



## DREW WALKER

5-10 • 200 • SENIOR • INF • B.L T.R  
RINGGOLD, GA. • RINGGOLD HS


# 31

Senior infielder who is a pre-season All-PBC selection in 2012. **2011:** Started all 52 games for the Pirates as a junior ... Hit .337 with 11 doubles, a team-high seven home runs and 41 RBIs ... Earned second-team All-Peach Belt Conference honors ... Tied for 10th in the PBC in home runs and on-base percentage (.447) while ranking 12th in RBIs and 13th in slugging percentage (.522) ... Opened the season with an 11-game hitting streak ... Delivered the game-winning RBI single in the bottom of the ninth for an 8-7 PBC win over Lander on March 19 ... 17 multi-hit games, including a pair of four-hit games, against Queens (NY) on Feb. 28 and against UNC Pembroke on May 10 in the PBC Tournament semifinals ... Drove in five runs with a home run and a pair of doubles against the Braves on May 10. **2010:** Played in 40 games, starting 24, for the Pirates as a sophomore ... Hit .271 with one home run and 23 RBI ... Went 2-for-4 with two doubles and four RBIs against Georgia College on April 30 ... Went 3-for-5 with three RBIs against Queens (NY) on March 1 ... Went 2-for-3 with three runs scored and three RBI vs. St. Andrews on March 3 ... Member of the PBC Presidential Honor Roll. **2009:** Played in 47 games, starting 38, for the Pirates as a freshman ... Hit .313 with four home runs and 38 RBI ... Two-time PBC Freshman of the Week honoree (March 17 and March 31) ... Collected a 15-game hitting streak from March 9 through March 30 ... Went 3-for-4 with a double, a triple and five RBIs against Flagler on April 15 ... Went 3-for-6 with three RBIs against Fairmont State on March 16 ... Collected 12 multi-hit games and 11 games of two or more RBIs. **HIGH SCHOOL:** Played for four years at Ringgold HS ... Played in the Georgia All-Star Game as a sophomore, junior and senior ... Two-time Best of Preps honoree ... Hit .429 with six homers and 30 RBI as a senior. **PERSONAL:** Born Drew Walker on October 5, 1989, in Ringgold, Ga., his hometown ... Son of Athena and Jerry Walker ... Majoring in health science ... Enjoys lifting weights and hunting ... Lists Peyton Manning, Dan Uggla and Brandon Curry among his favorite sports personalities.

### DREW WALKER'S CAREER STATISTICS

Year	GP-GS	AB	R	H	2B	3B	HR	RBI	BB	K	SB-SBA	Avg.
2009	47-38	150	30	47	7	4	4	38	24	18	1-1	.313
2010	40-24	85	16	23	3	2	1	23	14	10	2-2	.271
2011	52-52	184	35	62	11	1	7	41	29	23	4-5	.337
<b>3 Years</b>	<b>139-114</b>	<b>419</b>	<b>81</b>	<b>132</b>	<b>21</b>	<b>7</b>	<b>12</b>	<b>102</b>	<b>67</b>	<b>51</b>	<b>7-8</b>	<b>.315</b>





## CHRIS ZITTRouer

6-2 • 220 • JUNIOR • INF • B.R.T.R.  
 GUYTON, GA. • SOUTH EFFINGHAM HS

# 23

Junior first baseman who had second straight strong season for the Pirates as a redshirt sophomore, ranking third on the team in batting average. 2011: Played in 51 games, making 50 starts for the Pirates as a sophomore ... Hit .322 with nine doubles, two home runs and 28 RBIs ... Delivered the game-winning RBI double in the top of the ninth to give the Pirates a 6-5 win at USC Aiken on April 15 ... Notched 19 multi-hit games ... Recorded three-hit games four times ... Went 3-for-3 with two doubles and two RBIs against Columbus State on April 10 ... Member of the PBC Presidential Honor Roll. 2010: Played in 48 games, making 44 starts, for the Pirates as a freshman ... Hit .335 with six home runs and 42 RBI ... Recorded 20 multi-hit games ... Went 3-for-5 with a home run and four RBI against No. 5 Mount Olive on March 23 ... Went 3-for-3 with four RBIs against Queens (NY) on March 1 ... Delivered the game-winning single in the bottom of the ninth to give the Pirates a 6-5 win over Shepherd on Feb. 20. 2009: Red-shirted the 2009 season for the Pirates. HIGH SCHOOL: Played for two seasons at South Effingham HS ... Earned All-Region honors in both baseball and football for the Mustangs. PERSONAL: Born Christopher Jarryd Zittrouer on April 23, 1990, in Savannah, Ga. ... Hometown is Guyton, Ga. ... Son of Mary Lynn and Corley Zittrouer ... Majoring in health and physical education ... Enjoys hunting, fishing and watching football ... Lists Michael Jordan and Derek Jeter as favorite sports personalities.

### CHRIS ZITTRouer'S CAREER STATISTICS

Year	GP-GS	AB	R	H	2B	3B	HR	RBI	BB	K	SB-SBA	Avg.
2010	48-44	179	42	60	6	0	6	42	19	30	2-3	.335
2011	51-50	174	34	56	9	0	2	28	8	27	3-5	.322
<b>2 Years</b>	<b>99-94</b>	<b>353</b>	<b>76</b>	<b>116</b>	<b>15</b>	<b>0</b>	<b>8</b>	<b>70</b>	<b>27</b>	<b>57</b>	<b>5-8</b>	<b>.329</b>







## 2011 ARMSTRONG FINAL STATISTICS

### HITTING

NAME	G-GS	AB	R	H	BA	2B	3B	HR	RBI	TBSLG%	BB	SB-SBA	OB%	
Roberts .....	50-50	217	30	77	.355	18	3	5	51	.116	.535	10	2-2	.391
Walker .....	52-52	184	35	62	.337	11	1	7	41	.96	.522	29	4-5	.447
Zittrouer .....	51-50	174	34	56	.322	9	0	2	28	.71	.408	8	3-5	.379
Frederick .....	50-50	194	45	62	.320	7	0	1	36	.72	.371	34	8-11	.432
Price .....	52-52	189	40	60	.317	10	0	0	30	.70	.370	26	5-13	.415
Miller.....	44-43	163	21	49	.301	12	2	0	19	.65	.399	18	3-4	.372
Barnhill .....	52-52	187	41	55	.294	8	1	0	25	.65	.348	16	4-4	.364
Hall .....	8-7	19	6	5	.263	3	0	1	6	.11	.579	1	1-1	.333
Purvis .....	38-37	131	21	34	.260	6	1	1	20	.45	.344	14	4-6	.340
Heath .....	50-47	165	31	40	.242	7	0	0	16	.47	.285	34	1-1	.382
Jones .....	18-4	27	6	6	.222	0	0	0	4	.6	.222	11	2-3	.447
Carnes .....	8-0	10	0	2	.200	1	0	0	2	.3	.300	1	0-0	.250
Jackson.....	24-19	58	14	11	.190	2	0	0	9	.13	.224	13	3-3	.368
Thomas.....	10-2	19	2	2	.105	0	0	0	0	.2	.105	1	0-0	.150
Powell .....	10-3	22	0	2	.091	0	0	0	0	.2	.091	2	0-0	.167
<b>Armstrong ....</b>	<b>52-52</b>	<b>1759</b>	<b>326</b>	<b>523</b>	<b>.297</b>	<b>94</b>	<b>8</b>	<b>17</b>	<b>287</b>	<b>.684</b>	<b>.389</b>	<b>218</b>	<b>40-58</b>	<b>.388</b>
<b>Opponents ....</b>	<b>52-52</b>	<b>1741</b>	<b>221</b>	<b>450</b>	<b>.258</b>	<b>84</b>	<b>9</b>	<b>21</b>	<b>195</b>	<b>.615</b>	<b>.353</b>	<b>184</b>	<b>35-57</b>	<b>.353</b>

### PITCHING

NAME	G-GS	CG	W-L	S	ERA	IP	H	R	ER	BB	K	AB	BAA
Snooks.....	3-0	0	0-0	0	0.00	3.1	1	0	0	4	3	10	.100
Powell .....	2-0	0	0-0	0	0.00	1.2	1	0	0	1	1	6	.167
Culberson..	10-0	0	1-0	2	2.14	21.0	17	9	5	6	12	76	.224
Strickland..	15-15	4	8-3	0	2.90	111.2	104	52	36	48	104	408	.255
Fulghum ....	15-0	0	4-1	1	2.91	21.2	26	13	7	17	26	90	.289
Morris.....	15-0	0	2-1	0	3.20	19.2	11	10	7	17	23	64	.172
Crosby .....	5-1	0	0-0	0	3.24	8.1	6	5	3	10	3	26	.231
Fowler .....	10-0	0	0-0	2	3.29	13.2	12	6	5	5	10	53	.226
Landa.....	15-9	4	5-5	0	3.38	80.0	81	34	30	20	66	296	.274
Base.....	14-14	2	7-3	0	3.57	106.0	109	46	42	29	75	409	.267
Hall.....	16-13	4	8-4	1	4.23	83.0	82	46	39	27	45	303	.271
<b>Armstrong</b>	<b>52-52</b>	<b>14</b>	<b>35-17</b>	<b>6</b>	<b>3.33</b>	<b>470.0</b>	<b>450</b>	<b>221</b>	<b>174</b>	<b>184</b>	<b>368</b>	<b>1741</b>	<b>.258</b>
<b>OPP .....</b>	<b>52-52</b>	<b>6</b>	<b>17-35</b>	<b>6</b>	<b>5.42</b>	<b>454.2</b>	<b>523</b>	<b>326</b>	<b>274</b>	<b>218</b>	<b>258</b>	<b>1760</b>	<b>.297</b>



# 2011 ARMSTRONG SEASON RESULTS



## 2011 ARMSTRONG BASEBALL SEASON RESULTS

DATE	DIV	W-L	PBC	REG.	SCORE	OPPONENT	PITCHER	
2-6	II	1-0		1-0	9-2	Winston-Salem State	Strickland	(W 1-0)
2-6	II	1-1		1-1	2-3	Winston-Salem State	Fulghum	(L 0-1)
2-11	II	1-2			4-6 (12)	Southern Indiana	Landa	(L 0-1)
2-12	II	2-2			11-0	Southern Indiana	Strickland	(W 2-0)
2-13	II	3-2			3-2	Southern Indiana	Base	(W 1-0)
2-18	II	4-2			5-0	Salem International	Hall	(W 1-0)
2-19	II	5-2			2-1 (10)	Salem International	Fulghum	(W 1-1)
2-20	II	6-2			13-3	Salem International	Base	(W 2-0)
2-26	II	7-2			10-8	*Missouri-St. Louis	Hall	(W 2-0)
2-27	II	8-2			13-0	*Wayne State (Mich.)	Base	(W 3-0)
2-28	II	9-2			9-5	*Queens (NY)	Landa	(W 1-1)
3-1	II	10-2			14-0	*Queens (NY)	Hall	(W 3-0)
3-3	II	11-2			16-3	*West Liberty State	Strickland	(W 3-0)
3-4	II	12-2			6-5	*West Liberty State	Fulghum	(W 2-1)
3-5	II	13-2			6-5 (11)	*California (Pa.)	Morris	(W 1-0)
3-6	II	14-2			7-5	*Concord (W. Va.)	Hall	(W 4-0)
3-7	II	14-3			2-3	*Shippensburg	Base	(L 3-1)
3-8	II	15-3			10-8	*Kutztown	Fulghum	(W 3-1)
3-9	II	16-3		2-1	3-1	*King (Tenn.)	Landa	(W 2-1)
3-12	II	16-4	0-1	2-2	3-5	+at Francis Marion	Hall	(L 4-1)
3-13	II	17-4	1-1	3-2	4-3	+at Francis Marion	Strickland	(W 4-0)
3-13	II	18-4	2-1	4-2	9-5	+at Francis Marion	Base	(W 4-1)
3-19	II	19-4	3-1	5-2	8-7	+Lander	Culberson	(W 1-0)
3-20	II	20-4	4-1	6-2	10-4	+Lander	Hall	(W 5-1)
3-20	II	21-4	5-1	7-2	2-1	+Lander	Morris	(W 2-0)
3-22	II	21-5		7-3	0-4	at Augusta State	Landa	(L 2-2)
3-25	II	22-5	6-1	8-3	8-5 (13)	+at Montevallo	Fulghum	(W 4-1)
3-26	II	23-5	7-1	9-3	9-4	+at Montevallo	Hall	(W 6-1)
3-26	II	24-5	8-1	10-3	9-4	+at Montevallo	Strickland	(W 5-0)
3-29	II	24-6		10-4	1-5	at Erskine	Landa	(L 2-3)
4-3	II	25-6	9-1	11-4	6-1	+UNC Pembroke	Base	(W 5-1)
4-3	II	25-7	9-2	11-5	1-10	+UNC Pembroke	Hall	(L 6-2)
4-4	II	25-8	9-3	11-6	0-4	+UNC Pembroke	Strickland	(L 5-1)
4-9	II	25-9	9-4	11-7	4-6 (10)	+Columbus State	Morris	(L 2-1)
4-9	II	25-10	9-5	11-8	5-7	+Columbus State	Hall	(L 6-3)
4-10	II	26-10	10-5	12-8	12-6	+Columbus State	Strickland	(W 6-1)
4-12	II	27-10		13-8	16-7	vs. Pfeiffer	Landa	(W 3-3)
4-15	II	28-10	11-5	14-8	6-5	+at USC Aiken	Base	(W 6-1)
4-16	II	28-11	11-6	14-9	0-4	+at USC Aiken	Landa	(L 3-4)
4-16	II	28-12	11-7	14-10	4-10	+at USC Aiken	Strickland	(L 6-2)
4-19	II	29-12		15-10	3-1	Augusta State	Hall	(W 7-3)
4-22	II	30-12	12-7	16-10	6-1	+Flagler	Landa	(W 4-4)
4-23	II	31-12	13-7	17-10	4-2	+Flagler	Base	(W 7-1)
4-23	II	32-12	14-7	18-10	7-1	+Flagler	Strickland	(W 7-2)
4-26	II	33-12		19-10	10-1	Erskine	Hall	(W 8-3)
4-29	II	33-13	14-8	19-11	1-6	+at Georgia College	Landa	(L 4-5)
4-30	II	33-14	14-9	19-12	5-6	+at Georgia College	Base	(L 7-2)
4-30	II	33-15	14-10	19-13	2-6	+at Georgia College	Strickland	(L 7-3)
5-8	II	33-16			0-5	%vs. North Georgia	Base	(L 7-3)
5-9	II	34-16			8-4	%vs. Columbus State	Strickland	(W 8-3)
5-10	II	35-16			3-1	%vs. Lander	Landa	(W 5-5)
5-10	II	35-17			15-20	%vs. UNC Pembroke	Hall	(L 8-4)

\*= 2011 Savannah Invitational; += Peach Belt Conference; % = 2011 PBC Tournament (Columbus, Ga.)



# FINAL COLLEGIATE BASEBALL DII POLLS

## 1988

1. Florida Southern
2. Cal. St.-Sacramento
3. Jacksonville State
4. **Armstrong State**
5. New Haven
6. Lewis
7. Tampa
8. Columbus
9. Delta State
10. Cal. Poly-Pomona
11. Mankato State
12. Central Missouri St.
13. Mansfield
14. Troy State
15. Indiana (Pa.)
16. Lowell
17. UC Riverside
18. St. Thomas
19. Quinnipiac
20. Cal. Poly-SLO
21. Slippery Rock
22. Norfolk State
23. CS Chico
24. St. Joseph's
25. Eckerd
26. CS Los Angeles
27. Florida Atlantic
28. SIU-Edwardsville
29. Adelphi
30. Kentucky Wesleyan

## 1990

1. **Armstrong State**
2. New Haven
3. Florida Southern
4. Indiana (Pa.)
5. SIU-Edwardsville
6. Tampa
7. UC Davis
8. CS Northridge
9. Lewis
10. Rollins
11. Norfolk State
12. Sacred Heart
13. UC Riverside
14. Central Missouri St.
15. Missouri Southern
16. Troy State
17. Columbus
18. Jacksonville State
19. South Dakota State
20. Mankato State
21. Northern Kentucky
22. Ferris State
23. Philadelphia Textile
24. American Int'l
25. Merrimack
26. North Alabama
27. Sonoma State
28. NW Missouri State
29. Chapman
30. Florida Atlantic

## 1992

1. Tampa
2. Mansfield
3. Florida Southern
4. Cal. Poly-SLO
5. Missouri Southern
6. USC Aiken
7. Lewis
8. **Armstrong State**
9. UC Riverside
10. Livingstone
11. North Alabama
12. Shippensburg
13. Florida Tech
14. Southern Indiana
15. Missouri-St. Louis
16. Sonoma State
17. Sacred Heart
18. Columbus
19. SIU-Edwardsville
20. Longwood
21. South Dakota State
22. Valdosta State
23. Springfield
24. UC Davis
25. Troy State
26. Adelphi
27. Slippery Rock
28. St. Rose
29. Cameron
30. Florida Atlantic
- UT-Martin

## 1994

1. Central Missouri St.
2. Florida Southern
3. Lewis
4. Delta State
5. **Armstrong State**
6. Mansfield
7. UC Riverside
8. Springfield
9. UC Davis
10. North Florida
11. CS Dominguez Hills
- Tampa
- Central Oklahoma
14. Georgia College
15. Southern Indiana
16. Edinboro
17. Columbus
18. Cal. Poly-SLO
- South Dakota State
20. St. Rose
21. Rollins
22. Missouri-St. Louis
23. Wingate
- Mercyhurst
- Southern Colorado
26. North Alabama
27. Jacksonville State
- Adelphi
29. Grand Valley State
30. New Haven

## 1989

1. **Armstrong State**
2. Jacksonville State
3. New Haven
4. Cal. Poly-SLO
5. Rollins
6. Central Missouri St.
7. Florida Southern
8. Lewis
9. North Alabama
10. Slippery Rock
11. Tampa
12. Cal. St.-Sacramento
13. Northern Kentucky
14. San Francisco State
15. Columbus
16. Mankato State
17. Delta State
18. SIU-Edwardsville
19. CS Northridge
20. Eckerd
21. Shippensburg
22. NW Missouri State
23. Troy State
24. Springfield
25. Bellarmine
26. West Georgia
27. Norfolk State
28. Adelphi
29. Metropolitan State
30. Southern Indiana

## 1991

1. Florida Southern
2. Jacksonville State
3. Delta State
4. UC Riverside
5. Mo. So. State
6. Longwood
7. SIU Edwardsville
8. Lewis
9. North Alabama
10. American Int'l.
11. Cal. Poly-SLO
12. **Armstrong State**
13. North Alabama
14. Troy State
15. Sonoma State
16. UMass Lowell
17. Slippery Rock
18. Regis
- Florida Tech
20. Sacred Heart
21. Cal. Poly Pomona
22. Mercyhurst
23. Central Missouri St.
24. New Haven
25. Livingstone
26. USC Spartanburg
- Lewis
28. CS Stanislaus
29. St. Cloud State
30. St. Joseph's

## 1993

1. Tampa
2. Cal. Poly-SLO
3. Troy State
4. Mansfield
5. USC Aiken
6. North Alabama
7. UC Davis
8. Missouri-St. Louis
9. Adelphi
10. Florida Atlantic
11. **Armstrong State**
12. Slippery Rock
13. Rollins
14. North Dakota
- Florida Southern
16. Southern Indiana
17. Valdosta State
18. South Dakota State
19. Francis Marion
20. Jacksonville State
21. Cal. Poly Pomona
22. Springfield
23. New Haven
24. Mesa State
25. Central Missouri St.
26. Mankato State
27. Longwood
28. Emporia State
29. Sacred Heart
30. Lewis

## 1995

1. Florida Southern
2. Georgia College
3. Central Missouri St.
4. Valdosta State
5. North Alabama
6. Wingate
7. UC Riverside
8. Tampa
9. Bloomsburg
10. Kennesaw State
11. North Florida
- Ashland
13. Delta State
14. Missouri Southern
15. Mansfield
16. New Haven
17. UC Davis
18. Lewis
19. UMass Lowell
20. St. Joseph's
21. Barry
22. Mercyhurst
23. Columbus
24. San Francisco State
25. St. Rose
26. Saint Leo
27. South Dakota State
28. Missouri-St. Louis
29. Adelphi
30. SIU-Edwardsville



# FINAL COLLEGIATE BASEBALL DII POLLS



## 1996

1. Kennesaw State
2. St. Joseph's
3. Delta State
4. Tampa
5. Missouri-St. Louis
6. Adelphi
7. Columbus
8. Southern Colorado
9. Florida Southern
10. Mercyhurst
11. Abilene Christian
12. Shippensburg
13. Lewis
14. UC Riverside
15. Central Missouri St.
16. Alabama-Huntsville
17. Cal State Chico
18. Saint Leo
19. Mankato State
20. Lincoln Memorial
21. Mount Olive
22. North Alabama
23. Merrimack
24. Slippy Rock
25. CS Dominguez Hills
26. Wingate
27. New Haven
28. Fort Hays State
29. North Dakota State
30. Georgia College

## 1998

1. Tampa
2. Kennesaw State
3. West Georgia
4. Cal State Chico
5. Central Missouri St.
6. Alabama-Huntsville
7. St. Joseph's
8. SIU-Edwardsville
9. Barry
10. Delta State
11. North Alabama
12. Indianapolis
13. Millersville
14. Fort Hays State
15. Florida Southern
16. Mount Olive
17. Missouri-St. Louis
18. Columbus State
19. **Armstrong Atlantic**
20. Presbyterian
21. North Florida
22. New Haven
23. UMass Lowell
24. West Virginia State
25. A&M Kingsville
26. Slippy Rock
27. Sonoma State
28. Central Oklahoma
29. Saint Leo
30. Queens (N.Y.)  
Abilene Christian

## 2000

1. SE Oklahoma
2. Fort Hays State
3. North Florida
4. Cal State Chico
5. Delta State
6. Georgia C&SU  
Indianapolis
8. Slippy Rock
9. Central Missouri St.
10. Gardner-Webb
11. Florida Southern
12. Tampa
13. Rockhurst
14. Abilene Christian
15. Mount Olive
16. Millersville
17. Kennesaw State
18. North Alabama
19. Alabama-Huntsville
20. Montevallo
21. Quincy
22. Texas Wesleyan
23. Grand Canyon
24. Columbus State
25. **Armstrong Atlantic**
26. Saginaw Valley St.
27. Saint Leo
28. Saint Rose
29. Shippensburg
30. Minn.-St. Mankato  
West Virginia State

## 2002

1. Columbus State
2. Cal State Chico
3. Central Missouri St.
4. Delta State
5. Kennesaw State
6. UMass-Lowell
7. Abilene Christian
8. Ashland
9. Florida Southern
10. North Florida
11. Central Oklahoma
12. Kutztown
13. Tampa
14. GC&SU
15. Valdosta State
16. Rollins
17. Southern Arkansas
18. Alabama-Huntsville
19. Southern Colorado
20. USC Aiken
21. Northern Kentucky
22. Mesa State
23. North Alabama
24. Grand Canyon
25. Fort Hays State
26. Concordia (N.Y.)
27. Carson-Newman
28. Saginaw Valley State
29. Shepherd
30. Minn.-St. Mankato

## 1997

1. Cal State Chico
2. Central Oklahoma
3. Tampa
4. Kennesaw State
5. Florida Southern
6. Central Missouri St.
7. GC&SU
8. Mount Olive
9. SIU Edwardsville
10. Fort Hays State
11. North Florida
12. North Alabama
13. Quincy
14. Alabama-Huntsville
15. Mercyhurst
16. Elon
17. Mesa State
18. UC Riverside
19. Adelphi
20. Slippy Rock
21. Shepherd
22. Delta State
23. Saint Leo
24. Pittsburg State
25. West Georgia
26. UMass-Lowell
27. Indianapolis
28. Southern Colorado
29. Valdosta State
30. Mansfield

## 1999

1. Cal State Chico
2. Kennesaw State
3. West Virginia State
4. North Alabama
5. North Florida
6. Rockhurst
7. SE Oklahoma State
8. Carson-Newman
9. Florida Southern
10. **Armstrong Atlantic**
11. Alabama-Huntsville
12. Adelphi
13. Delta State
14. Mount Olive
15. Ashland
16. Quincy
17. Columbus State
18. Pittsburg State
19. Central Missouri St.
20. UMass-Lowell
21. Sonoma State
22. Saint Leo
23. Kutztown
24. Lander
25. Slippy Rock
26. St. Joseph's
27. Mesa State
28. Indianapolis
29. Abilene Christian
30. GC&SU  
Missouri-St. Louis  
Shippensburg

## 2001

1. St. Mary's (Tex.)
2. Central Missouri St.
3. North Florida  
Delta State
5. Tampa
6. Kennesaw State
7. Sonoma State
8. Alabama-Huntsville
9. Abilene Christian
10. GC&SU
11. SIU Edwardsville
12. Indianapolis  
UMass-Lowell
14. Central Oklahoma
15. **Armstrong Atlantic**
16. Kutztown
17. Southern Arkansas
18. Lander
19. Saint Leo
20. Valdosta State
21. Florida Southern
22. Columbus State
23. Minn.-St. Mankato
24. Lenoir-Rhyne
25. NM Highlands
26. Southern Colorado
27. Slippy Rock  
Wayne State (Neb.)  
Missouri Southern
30. Mesa State  
Belmont Abbey  
CS San Bernardino  
Fort Hays State

## 2003

1. Central Missouri St.
2. Tampa
3. Kennesaw State
4. Delta State
5. North Florida
6. Florida Southern
7. Franklin Pierce
8. Abilene Christian
9. **Armstrong Atlantic**
10. Central Oklahoma
11. Grand Valley State
12. Slippy Rock
13. UC Davis
14. Sonoma State  
Missouri-St. Louis
16. Southeastern Okla.
17. Fort Hays State
18. Francis Marion
19. West Florida
20. Western Oregon
21. Southern Arkansas
22. Columbus State
23. Cal State Chico
24. UMass-Lowell
25. Indianapolis
26. Nova Southeastern
27. Lynn  
Rockhurst
29. Shippensburg
30. Southern Colorado





# FINAL COLLEGIATE BASEBALL DII POLLS

## 2004

1. Delta State
2. Grand Valley State
3. Central Missouri State
4. Rollins
5. Columbus State
6. Bryant
7. North Florida
8. Cal State Chico
9. Kutztown
10. Southern Arkansas
11. Florida Southern
12. Tampa
13. Colorado St.-Pueblo
14. Ashland
15. Pfeiffer
16. Catawba
17. Sonoma State
18. Mesa State
19. Augusta State
20. Incarnate Word
21. Shippensburg
22. St. Mary's (Texas)
23. Wisconsin-Parkside
24. Alabama-Huntsville
25. Mount Olive
26. West Virginia State
27. Wayne State (Neb.)
28. Dowling
29. GCSU
30. Valdosta State

## 2006

1. Tampa
2. Cal State Chico
3. Montevallo
4. Franklin Pierce
5. Ashland
6. Francis Marion
7. GCSU
8. West Chester
9. Emporia State
10. Catawba
11. Grand Valley State
12. Kutztown
13. West Virginia State
14. Columbus State
15. Minn. St.-Mankato
16. USC Aiken
17. Central Missouri St.
18. Southern Arkansas
19. Cal State Los Angeles
20. Abilene Christian
21. Western Oregon
22. Florida Southern
23. CS Dominguez Hills
24. **Armstrong Atlantic**  
Incarnate Word
25. Tusculum
26. West Alabama
27. SIU Edwardsville
28. Florida Gulf Coast
29. Central Oklahoma
30. Angelo State
31. Mesa State

## 2008

1. Mount Olive
2. Ouachita Baptist
3. Sonoma State
4. Central Missouri
5. Delta State
6. Cal State Chico
7. Columbus State
8. Nebraska - Omaha
9. Emporia State
10. Tampa
11. USC Aiken
12. Southern Arkansas
13. Ashland
14. Abilene Christian
15. UC San Diego
16. Valdosta State
17. Catawba
18. Franklin Pierce
19. West Alabama
20. North Georgia
21. Shippensburg
22. St. Joseph's (Ind.)
23. Wayne State (Mich.)
24. Wayne State (Neb.)
25. West Chester
26. Western Oregon
27. Francis Marion
28. Bryant
29. Carson-Newman
30. Tusculum
31. St. Edward's
32. Cal State Stanislaus

## 2010

1. Southern Indiana
2. UC San Diego
3. Georgia College
4. Central Missouri
5. Tampa
6. Southern Arkansas
7. Franklin Pierce
8. Abilene Christian
9. Kutztown
10. Francis Marion
11. Columbus State
12. Mount Olive
13. Minn. St. Mankato
14. West Chester
15. Rollins
16. Grand Valley State
17. Erskine
18. Florida Southern
19. Incarnate Word
20. Valdosta State
21. North Georgia
22. Northern Kentucky
23. St. Mary's (Texas)
24. Emporia State
25. UNC Pembroke
26. CS Dominguez Hills
27. St. Cloud State
28. Catawba
29. Southern Conn. St.
30. New Mexico Highlands

## 2005

1. Florida Southern
2. North Florida
3. Central Missouri State
4. Delta State
5. Central Oklahoma
6. West Virginia State
7. Cal State Chico
8. Tampa
9. Grand Valley State
10. Kennesaw State
11. Abilene Christian
12. USC Aiken
13. Tusculum
14. Francis Marion
15. Western Oregon
16. Mesa State
17. Rollins
18. **Armstrong Atlantic**
19. West Alabama
20. Wisconsin-Parkside
21. North Alabama
22. Southern Conn. State
23. Wayne State (Neb.)
24. West Chester
25. Kutztown
26. St. Joseph's (Ind.)
27. UC San Diego
28. GC&SU
29. Franklin Pierce
30. New Mexico Highlands
31. Slippery Rock
32. Nebraska Omaha

## 2007

1. Tampa
2. Columbus State
3. Cal State Los Angeles
4. Southern Indiana
5. Florida Southern
6. Angelo State
7. Mesa State
8. Kutztown
9. Mount Olive
10. Franklin Pierce
11. Nebraska - Omaha
12. Sonoma State
13. GCSU
14. Montevallo
15. Central Missouri
16. Cal State Chico
17. Abilene Christian
18. Tusculum
19. Grand Valley State
20. Ouachita Baptist
21. Armstrong Atlantic
22. Minnesota St.-Mankato
23. West Alabama
24. West Florida
25. Delta State
26. UC San Diego
27. St. Edward's
28. USC Aiken
29. Francis Marion
30. Florida Gulf Coast
31. Slippery Rock
32. SIU Edwardsville
33. West Chester

## 2009

1. Lynn
2. Emporia State
3. UC San Diego
4. Southern Arkansas
5. Mesa State
6. Belmont Abbey
7. West Chester
8. Florida Southern
9. Grand Valley State
10. Central Missouri
11. USC Aiken
12. Dowling
13. Sonoma State
14. Francis Marion
15. Barry
16. Abilene Christian
17. West Alabama
18. Western Oregon
19. Angelo State
20. Valdosta State
21. Indianapolis
22. Delta State
23. Ashland
24. Catawba
25. **Armstrong Atlantic**
26. Tampa
27. Wayne State (Neb.)
28. Nebraska-Omaha
29. UT Permian Basin
30. Mercyhurst
31. UNC Pembroke
32. Cameron

## 2011

1. West Florida
2. Mount Olive
3. Winona State
4. Southern Conn. St.
5. Grand Valley State
6. Millersville
7. Central Missouri
8. St. Mary's (Texas)
9. Francis Marion
10. Barry
11. Sonoma State
12. UNC Pembroke
13. UC San Diego
14. Emporia State
15. Catawba
16. Nova Southeastern
17. St. Cloud State
18. Columbus State
19. Mercyhurst
20. North Alabama
21. Georgia College
22. Tampa
23. **Armstrong**
24. Harding
25. Adelphi
26. Franklin Pierce
27. Incarnate Word
28. Cal Poly Pomona
29. Southeastern Okla. St.
30. Southern Indiana
31. Western Oregon
32. Southern Arkansas
33. Nebraska - Kearney
34. Minn. St. Mankato
35. Florida Southern





## 2012 COLLEGIATE BASEBALL DIVISION II PRESEASON POLL

RK	SCHOOL	RECORD	PTS	2011 FINAL RANK
1.	West Florida	52-9	640	1
2.	Francis Marion	41-16	618	9
3.	Central Missouri	49-10	606	7
4.	Grand Valley State	52-5	590	5
5.	Mount Olive	47-10	586	2
6.	Tampa	36-17	546	22
7.	Millersville	44-12	532	6
8.	Emporia State	43-12	530	14
9.	Southern Conn. State	45-9-1	518	4
10.	Florida Southern	32-15	514	T30
11.	St. Mary's (Texas)	47-10	472	8
12.	St. Cloud State	43-11	464	17
13.	Franklin Pierce	40-14	454	26
14.	Winona State	42-18	414	3
15.	Columbus State	32-19	406	18
	Cal State Chico	30-20	406	NR
17.	Mercyhurst	41-12	392	19
18.	Catawba	41-15	386	15
19.	UNC Pembroke	44-12	340	12
20.	Minnesota St. Mankato	40-12	326	T30
21.	Southern Indiana	37-19	310	T30
22.	Southern Arkansas	36-16	306	T30
23.	Georgia College	35-17	292	21
24.	LeMoyne	23-30	278	NR
25.	Armstrong	35-17	264	23
26.	Incarnate Word	37-18	248	27
27.	Barry	40-17	230	10
28.	Harding	42-13	216	24
29.	Cal Poly Pomona	36-23	208	28
30.	UC San Diego	42-15	188	13
31.	Wayne State (Mich.)	35-21	120	RV
32.	Delta State	30-19	110	NR
33.	Western Oregon	37-15	108	T30
34.	Mesa State	35-21	102	RV
35.	North Georgia	34-20	98	NR
36.	Southeastern Okla. St.	35-19	92	29
37.	UMass-Lowell	37-14	88	RV
38.	North Alabama	37-14	58	20
39.	California (Pa.)	30-18	34	NR
40.	Ashland	30-21	28	NR

Others Receiving Votes: Abilene Christian 24, Wilmington (Del.) 22, Tarleton State 22, Wayne State (Neb.) 18, Dixie State 14, Wingate 12, Seton Hill 12, Northern Kentucky 12, Limestone 10, Nebraska - Kearney 10, USC Aiken 8, Nova Southeastern 8, Indianapolis 2, Tusculum 1, Camreron 1, St. Edward's 1, Angelo State 1, West Texas A&M 1, Arkansas Tech 1, Florida Tech 1, Lynn 1, Kutztown 1, Slippery Rock 1, West Virginia State 1, Drury 1, Missouri S&T 1, Quincy 1, New Mexico Highlands 1, Augustana (S.D.) 1, Adelphi 1.



# 2011 DII REGIONAL CHAMPIONSHIPS

## 2011 NCAA DIVISION II REGIONAL RECAP

REGION	SEED	RECORD	TEAM	FINISH	FINAL RECORD
<b>Southeast</b>	1	45-8	Mount Olive	1	47-10
	2	41-15	Francis Marion	2	45-17
	3	44-12	UNC Pembroke	3	46-14
	4	32-19	Columbus State	5	32-21
	5	41-16	Catawba	4	42-18
	6	34-22	Wingate	6	34-24

**Results:** Mount Olive 6, Wingate 0. Catawba 2, Francis Marion 1 (10). UNC Pembroke 6, Columbus State 0. Francis Marion 6, Wingate 1. Mount Olive 6, Columbus State 2 (10). UNC Pembroke 4, Catawba 3. Mount Olive 7, UNC Pembroke 3. Francis Marion 9, Catawba 7 (11). Francis Marion 5, UNC Pembroke 4. Francis Marion 9, Mount Olive 7. Mount Olive 2, Francis Marion 1. **Mount Olive advances.**

<b>South</b>	1	44-8	West Florida	1	52-9
	2	36-14	Southern Arkansas	8	36-16
	3	41-12	Harding	6	42-14
	4	35-15	Barry	2	40-17
	5	33-16	Nova Southeastern	4	35-18
	6	35-15	Tampa	5	36-17
	7	35-12	North Alabama	3	37-14
	8	26-17	Stillman	7	26-19

**Results:** North Alabama 8, Southern Arkansas 3. Harding 4, Tampa 1. West Florida 10, Stillman 1. Barry 6, Nova Southeastern 0. Tampa 4, Southern Arkansas 3. Nova Southeastern 12, Stillman 3. North Alabama 8, Harding 2. West Florida 9, Barry 2. Nova Southeastern 5, Harding 4. Barry 5, Tampa 2. West Florida 6, North Alabama 1. Barry 5, Nova Southeastern 4. Barry 10, North Alabama 5. Barry 3, West Florida 1. West Florida 7, Barry 4. **West Florida advances.**

<b>South Central</b>	1	45-8	St. Mary's (Texas)	3	47-10
	2	45-8	Central Missouri	1	49-10
	3	43-10	Emporia State	5	43-12
	4	34-17	Southeastern Okla. St.	4	35-19
	5	35-13	Tarleton State	6	35-15
	6	34-17	Incarnate Word	2	37-19

**Results:** St. Mary's 6, Incarnate Word 5 (12). Central Missouri 3, Tarleton State 2. Emporia State 10, Southeastern Okla. St. 2. Incarnate Word 8, Tarleton State 4. Southeastern Okla. St. 5, St. Mary's 3. Central Missouri 8, Emporia State 1. St. Mary's 9, Emporia State 1. Incarnate Word 5, Southeastern Okla. St. 2. Central Missouri 5, St. Mary's 2. Central Missouri 7, Incarnate Word 0. **Central Missouri advances.**

<b>Atlantic</b>	1	41-10	Millersville	1	45-12
	2	41-10	Mercyhurst	2	44-12
	3	33-15	Seton Hill	5	33-17
	4	26-19	East Stroudsburg	3	28-21
	5	30-23	Winston-Salem State	6	30-25
	6	27-25	Concord	4	28-26

**Results:** Mercyhurst 7, Winston-Salem State 2. Millersville 3, Concord 1. East Stroudsburg 6, Seton Hill 5 (11). Concord 11, Winston-Salem State 3. Millersville 5, Seton Hill 3. Mercyhurst 4, East Stroudsburg 1. Millersville 8, Mercyhurst 5. East Stroudsburg 17, Concord 3. Mercyhurst 4, East Stroudsburg 2. Millersville 14, Mercyhurst 3. **Millersville advances.**

<b>East</b>	1	36-14-2	Adelphi	2	39-16-2
	2	40-14	Franklin Pierce	3	42-16
	3	37-12	Wilmington (Del.)	5	37-14
	4	43-7-1	Southern Conn. St.	1	46-9-1
	5	37-14	UMass-Lowell	4	38-16
	6	25-26	Dowling	6	25-28

**Results:** Adelphi 6, Dowling 0. Franklin Pierce 4, UMass-Lowell 3. Southern Conn. St. 2, Wilmington (Del.) 1. UMass-Lowell 3, Dowling 1. Adelphi 6, Wilmington (Del.) 5. Southern Conn. St. 9, Franklin Pierce 2. Adelphi 7, Southern Conn. St. 1. Franklin Pierce 3, UMass-Lowell 0. Southern Conn. St. 3, Franklin Pierce 0. Southern Conn. St. 9, Adelphi 1. Southern Conn. St. 2, Adelphi 1. **Southern Connecticut State advances.**



## 2011 NCAA DIVISION II REGIONAL RECAP

REGION	SEED	RECORD	TEAM	FINISH	FINAL RECORD
<b>Midwest</b>	1	48-3	Grand Valley State	1	52-5
	2	37-17	Southern Indiana	6	37-19
	3	34-19	Northern Kentucky	3	36-21
	4	35-18	Quincy	5	35-20
	5	29-17	Missouri S&T	4	36-22
	6	32-19	Wayne State (Neb.)	2	35-21

**Results:** Grand Valley State 4, Wayne State (Neb.) 2 (10). Missouri S&T 2, Southern Indiana 0. Northern Kentucky 1, Quincy 0. Wayne State (Neb.) 5, Southern Indiana 4. Grand Valley State 8, Quincy 4. Northern Kentucky 3, Missouri S&T 2. Grand Valley State 9, Northern Kentucky 0. Wayne State (Neb.) 4, Missouri S&T 2. Wayne State (Neb.) 4, Northern Kentucky 2. Grand Valley State 13, Wayne State 5. **Grand Valley State advances.**

<b>Central</b>	1	42-9	St. Cloud State	5	43-11
	2	33-19	Mesa State	3	35-21
	3	39-10	Minnesota St. Mankato	4	40-12
	4	35-17	Nebraska - Kearney	2	37-19
	5	35-16	Winona State	1	42-18
	6	30-22	Augustana (S.D.)	6	30-24

**Results:** Winona State 5, Mesa State 1. Nebraska - Kearney 5, Minnesota St. Mankato 3. St. Cloud State 7, Augustana (S.D.) 1. Mesa State 4, Augustana 3 (S.D.). Minnesota St. Mankato 3, St. Cloud State 1. Nebraska - Kearney 10, Winona State 4. Winona State 7, St. Cloud State 6 (10). Mesa State 7, Minnesota St. Mankato 4. Winona State 2, Nebraska - Kearney 0. Nebraska - Kearney 4, Mesa State 3. Wayne State (Neb.) 3, Nebraska - Kearney 1. **Wayne State (Neb.) advances.**

<b>West</b>	1	41-13	UC San Diego	3	42-15
	2	37-13	Western Oregon	4	37-15
	3	33-21	Cal Poly Pomona	2	35-23
	4	33-19	Sonoma State	1	37-22

**Results:** Cal Poly Pomona 10, Western Oregon 4. Sonoma State 4, UC San Diego 0. UC San Diego 6, Western Oregon 3. Sonoma State 10, Cal Poly Pomona 2. Cal Poly Pomona 6, UC San Diego 5. Cal Poly Pomona 5, Sonoma State 4. Sonoma State 8, Cal Poly Pomona 5. **Sonoma State advances.**

## 2011 NCAA DIVISION II BASEBALL NATIONAL CHAMPIONSHIP

CARY, N.C. • MAY 28 - JUNE 4, 2011  
HOSTED BY MOUNT OLIVE COLLEGE AND CARY, N.C.

### SATURDAY, MAY 28

Winona State 4, Central Missouri 3  
Mount Olive 3, Millersville 1

### WEDNESDAY, JUNE 1

Mount Olive 5, Millersville 2  
Southern Connecticut State 6, Sonoma State 4

### SUNDAY, MAY 29

Sonoma State 7, Grand Valley State 6 (11 inn.)  
West Florida 13, Southern Connecticut State 0

### THURSDAY, JUNE 2

West Florida 5, Mount Olive 3  
Winona State 7, Southern Connecticut State 5

### MONDAY, MAY 30

Millersville 1, Central Missouri 0  
Winona State 9, Mount Olive 3

### SATURDAY, JUNE 4 NATIONAL CHAMPIONSHIP GAME

West Florida 12, Winona State 2

### TUESDAY, MAY 31

Southern Connecticut State 8, Grand Valley State 6  
West Florida 5, Sonoma State 4





# 2011 ABCA DIVISION II ALL-AMERICA TEAMS

## 2011 ABCA DIVISION II ALL-AMERICA TEAMS

POS.	FIRST TEAM	SECOND TEAM	THIRD TEAM
1B	Dean Green	Nick DeBiasse	Robert Kelly
	Barry	Central Missouri	St. Anselm
2B	Stuart Drew	Josh Dawson	Zak Blair / Carlos Leyva
	West Georgia	Cameron	Mercyhurst / CS Dominguez Hills
3B	Kendel Boone	Jordan Smith	Sean Estand / Logan Williams
	West Texas A&M	St. Cloud State	St. Joseph's / Southern Arkansas
SS	Tanner Funk	K.C. Clabaugh	Bret Schwartz
	Georgia College	Florida Tech	Central Missouri
INF	Jess Cooper	Brian Yeung	Jake Rogers
	West Texas A&M	Wingate	Mount Olive
C	Michael Wiseman	Joe Maloney	David Albritton / Mike Dowd
	Wayne State (Mich.)	Limestone	Emporia State / Franklin Pierce
OF	Kenny Held	Greg Pron	David Fox
	Cameron	West Florida	Metro State
OF	Matt Johnson	Justin Miller	Mike Bisenius
	Arkansas Tech	Southeastern Okla. St.	Wayne State (Neb.)
OF	Chase Larsson	Cody Grice	Shawn Ward
	Cameron	Grand Valley State	Georgia College
OF	Dodson McPherson	Travis Taijeron	Andrew Durden
	Wingate	Cal Poly Pomona	Nova Southeastern
DH	Michael Knox	Nathan Minnich	Will Calhoun
	Mount Olive	Shepherd	Abilene Christian
P	Ryan Thompson	Jeremy Gigliotti	Eric Ashley / Dave Bartuska
	Franklin Pierce	East Stroudsburg	Mercyhurst / Dominican (N.Y.)
P	Carter Capps	Robert Nixon	Blake Schwartz
	Mount Olive	Adelphi	Minnesota State Mankato
P	Ajay Meyer	Dave Middendorf	Don Sandifer
	Ashland	Northern Kentucky	Francis Marion
P	Daniel Vargas-Vila	Tim Shibuya	Kirk Jewasko
	West Florida	UC San Diego	Incarinate Word
RP	Heath Wyatt	Shane Walter	Braxton Lewis
	Southeastern Okla. St.	West Florida	UNC Pembroke

**RAWLINGS/ABCA POSITION PLAYER OF THE YEAR** Chase Larsson, Cameron

**RAWLINGS/ABCA PITCHER OF THE YEAR** Carter Capps, Mount Olive

**RAWLINGS/ABCA PLAYER OF THE YEAR** Carter Capps, Mount Olive

## NCAA DIVISION II REGION COACHES OF THE YEAR

**EAST:** Tim Shea, Southern Connecticut State

**MIDWEST:** Steve Lyon, Grand Valley State

**ATLANTIC:** John Shehan, Millersville

**CENTRAL:** Kyle Pooch, Winona State

**SOUTH CENTRAL:** Tom Myers, Central Missouri

**SOUTHEAST:** Carl Lancaster, Mount Olive

**SOUTH:** Mike Jeffcoat, West Florida

**WEST:** John Goelz, Sonoma State

**DII NATIONAL COACH OF THE YEAR** Mike Jeffcoat, West Florida



# 2011 ABCA SOUTHEAST REGION TEAM



## FIRST TEAM

## SECOND TEAM

## GOLD GLOVE

POS.	NAME	SCHOOL	POS.	NAME	SCHOOL	CATCHER
1B	Brian Young	Wingate	1B	Preston Shuey	Francis Marion	Brian Paulhus, Francis Marion
2B	Juan Alvarez	Lincoln Memorial	2B	Austin Dubberly	Montevallo	<b>1ST BASEMAN</b>
3B	Chris Dula	Catawba	3B	Chris Vasquez	Belmont Abbey	Heath Peterson, Montevallo
SS	Tanner Funk	Georgia College	SS	Stephen Carmon	USC Aiken	<b>2ND BASEMAN</b>
INF	Jake Rogers	Mount Olive	INF	Jason Coker	UNC Pembroke	Micah Robinson, Limestone
C	Joe Maloney	Limestone	C	John Roberts	Armstrong	<b>3RD BASEMAN</b>
OF	Shawn Ward	Georgia College	OF	Jason Simone	Mount Olive	Blake May, Anderson
OF	Josh Haley	UNC Pembroke	OF	Alexi Colon	Tusculum	<b>SHORTSTOP</b>
OF	Dodson McPherson	Wingate	OF	Chris Ross	Montevallo	Eric Skinner, Columbus State
OF	Buddy Sosnoskie	Francis Marion	OF	Ryan Lewis	Columbus State	<b>OUTFIELD</b>
DH	Michael Knox	Mount Olive	DH	Garrett Furr	Catawba	Cody Nix, Carson-Newman
P	Carter Capps	Mount Olive	P	Cameron Ward	Limestone	Buddy Sosnoskie, FMU
P	Don Sandifer	Francis Marion	P	Scott Strickland	Armstrong	Michael Price, Armstrong
P	Blake Hobby	North Georgia	P	Mike Guinane	Georgia College	<b>PITCHER</b>
P	Scott Shipman	Augusta State	P	Nick Lamascolo	Catawba	Alex Guilford, Montevallo
RP	Braxton Lewis	UNC Pembroke	RP	J.J. Jankowski	Catawba	
				Jacob Rickett	North Georgia	

### SOUTHEAST PITCHER OF THE YEAR

Carter Capps, Mount Olive

### SOUTHEAST REGION PLAYER OF THE YEAR

Michael Knox, Mount Olive

# NCAA II REGIONAL SEEDINGS, 1988-1991



1988

1989

1990

1991

#### SOUTH ATLANTIC

- 1-Armstrong State
- 2-Columbus
- 3-Norfolk State
- 4-Kentucky Wesleyan

#### SOUTH

- 1-Florida Southern
- 2-Tampa

#### SOUTH CENTRAL

- 1-Delta State
- 2-Central Missouri
- 3-Troy State
- 4-Jacksonville State

#### NORTHEAST

- 1-U. Mass.-Lowell
- 2-Quinnipiac
- 3-New Haven
- 4-Mansfield

#### NORTH CENTRAL

- 1-Indiana (PA)
- 2-Mankato State
- 3-St. Joseph's (IN)
- 4-Lewis

#### WEST

- 1-Cal. State-Sacramento
- 2-Cal. Poly-Pomona

#### SOUTH ATLANTIC

- 1-Armstrong State
- 2-Northern Kentucky
- 3-Bellarmino

#### SOUTH

- 1-Florida Southern
- 2-Tampa
- 3-Rollins

#### SOUTH CENTRAL

- 1-North Alabama
- 2-Jacksonville State
- 3-Delta State

#### NORTH ATLANTIC

- 1-Slippery Rock
- 2-Norfolk State
- 3-Shippensburg

#### NORTHEAST

- 1-New Haven
- 2-Springfield
- 3-Adelphi

#### NORTH CENTRAL

- 1-Lewis
- 2-Mankato State
- 3-Southern Indiana

#### CENTRAL

- 1-Central Missouri
- 2-SIU-Edwardsville
- 3-N.W. Missouri State

#### WEST

- 1-Cal. State-Sacramento
- 2-Cal. Poly-San Luis Obispo
- 3-San Francisco State

#### SOUTH ATLANTIC

- 1-Armstrong State
- 2-Columbus
- 3-Northern Kentucky

#### SOUTH

- 1-Florida Southern
- 2-Rollins
- 3-Tampa

#### SOUTH CENTRAL

- 1-Jacksonville State
- 2-Troy State
- 3-Missouri Southern State

#### NORTH ATLANTIC

- 1-Indiana (PA)
- 2-Philadelphia Textile
- 3-Norfolk State

#### NORTHEAST

- 1-New Haven
- 2-Sacred Heart
- 3-Merimack

#### NORTH CENTRAL

- 1-Lewis
- 2-Mankato State
- 3-Ferris State

#### CENTRAL

- 1-SIU-Edwardsville
- 2-Central Missouri
- 3-South Dakota State

#### WEST

- 1-Cal. State-Northridge
- 2-UC-Riverside
- 3-UC-Davis

#### SOUTH ATLANTIC

- 1-Armstrong State
- 2-Longwood
- 3-North Alabama

#### SOUTH

- 1-Florida Southern
- 2-Tampa
- 3-Florida Tech

#### SOUTH CENTRAL

- 1-Delta State
- 2-Jacksonville State
- 3-Troy State

#### NORTH ATLANTIC

- 1-Slippery Rock
- 2-Mercyhurst
- 3-Shippensburg

#### NORTHEAST

- 1-American International
- 2-U. Mass.-Lowell
- 3-Sacred Heart

#### NORTH CENTRAL

- 1-St. Joseph's (IN)
- 2-St. Cloud
- 3-SIU-Edwardsville

#### CENTRAL

- 1-Missouri Southern State
- 2-Central Missouri
- 3-Regis (CO)

#### WEST

- 1-Cal. Poly-San Luis Obispo
- 2-Sonoma State
- 3-UC-Riverside

MICHAEL PRICE WAS A TWO-TIME ALL-SOUTHEAST REGION GOLD GLOVE HONOREE



# NCAA II REGIONAL SEEDINGS, 1992-1999

## 1992

### SOUTH ATLANTIC

- 1-Armstrong State
- 2-USC Aiken
- 3-Florida Tech

### SOUTH

- 1-Florida Southern
- 2-Tampa
- 3-Valdosta State

### SOUTH CENTRAL

- 1-Livingston
- 2-North Alabama
- 3-Columbus

### NORTH ATLANTIC

- 1-Mansfield
- 2-Longwood
- 3-Shippensburg

### NORTHEAST

- 1-Sacred Heart
- 2-Adelphi
- 3-Springfield

### NORTH CENTRAL

- 1-Lewis
- 2-Southern Indiana
- 3-South Dakota State

### CENTRAL

- 1-Missouri Southern State
- 2-SIU-Edwardsville
- 3-Missouri-St. Louis

### WEST

- 1-Cal. Poly-San Luis Obispo
- 2-Sonoma State
- 3-UC-Riverside

## 1993

### SOUTH ATLANTIC

- 1-USC Aiken
- 2-Armstrong State
- 3-Francis Marion

### SOUTH

- 1-Tampa
- 2-Florida Atlantic
- 3-Rollins

### SOUTH CENTRAL

- 1-North Alabama
- 2-Troy State
- 3-Valdosta State

### NORTH ATLANTIC

- 1-Slippery Rock
- 2-Mansfield
- 3-Longwood

### NORTHEAST

- 1-New Haven
- 2-Springfield
- 3-Adelphi

### NORTH CENTRAL

- 1-Southern Indiana
- 2-South Dakota State
- 3-North Dakota

### CENTRAL

- 1-Emoria State
- 2-Mesa State
- 3-Missouri-St. Louis

### WEST

- 1-UC-Davis
- 2-Cal. Poly-San Luis Obispo
- 3-Cal. Poly-Pomona

## 1994

### SOUTH ATLANTIC

- 1-Armstrong State
- 2-USC Aiken
- 3-Florida Tech

### SOUTH

- 1-Florida Southern
- 2-Tampa
- 3-Valdosta State

### SOUTH CENTRAL

- 1-Livingston
- 2-North Alabama
- 3-Columbus

### NORTH ATLANTIC

- 1-Mansfield
- 2-Longwood
- 3-Shippensburg

### NORTHEAST

- 1-Sacred Heart
- 2-Adelphi
- 3-Springfield

### NORTH CENTRAL

- 1-Lewis
- 2-Southern Indiana
- 3-South Dakota State

### CENTRAL

- 1-Missouri Southern State
- 2-SIU-Edwardsville
- 3-Missouri-St. Louis

### WEST

- 1-Cal. State-San Luis Obispo
- 2-Sonoma State
- 3-UC-Riverside

## 1995

### SOUTH ATLANTIC

- 1-Kennesaw State
- 2-Wingate
- 3-Georgia College

### SOUTH

- 1-North Florida
- 2-Florida Southern
- 3-Tampa

### SOUTH CENTRAL

- 1-Valdosta State
- 2-Delta State
- 3-North Alabama

### NORTH ATLANTIC

- 1-Mansfield
- 2-Mercyhurst
- 3-Longwood

### NORTHEAST

- 1-U. Mass-Lowell
- 2-St. Rose
- 3-New Haven

### NORTH CENTRAL

- 1-St. Joseph's (IN)
- 2-Ashland (OH)
- 3-Lewis

### CENTRAL

- 1-Central Missouri
- 2-Missouri Southern
- 3-South Dakota State

### WEST

- 1-UC-Riverside
- 2-San Francisco State
- 3-UC-Davis

## 1996

### SOUTH ATLANTIC

- 1-Kennesaw State
- 2-Columbus State
- 3-Mount Olive

### SOUTH

- 1-Florida Southern
- 2-Tampa
- 3-St. Leo

### SOUTH CENTRAL

- 1-Delta State
- 2-Abilene Christian
- 3-Wingate

### NORTHEAST

- 1-New Haven
- 2-Adelphi
- 3-Merrimack

### NORTH CENTRAL

- 1-St. Joseph's (IN)
- 2-Mercyhurst
- 3-Lewis

### WEST

- 1-UC Riverside
- 2-Southern Colorado
- 3-Cal. State Chico

### CENTRAL

- 1-Central Missouri State
- 2-Missouri-St. Louis
- 3-Mankato State

### NORTH ATLANTIC

- 1-Shippensburg
- 2-Slippery Rock
- 3-West Virginia Wesleyan

## 1997

### SOUTH ATLANTIC

- 1-Kennesaw State
- 2-Mount Olive
- 3-Georgia Col.&St.

### SOUTH

- 1-Tampa
- 2-Florida Southern
- 3-North Florida

### SOUTH CENTRAL

- 1-North Alabama
- 2-Central Oklahoma
- 3-Elon

### NORTH ATLANTIC

- 1-Shepherd
- 2-Mansfield
- 3-Slippery Rock

### NORTHEAST

- 1-Adelphi
- 2-St. Rose
- 3-Mass-Lowell

### NORTH CENTRAL

- 1-Mercyhurst
- 2-SIU-Edwardsville
- 3-Quincy

### CENTRAL

- 1-Central Missouri State
- 2-Mankato State
- 3-Pittsburg State

### WEST

- 1-Cal. State Chico
- 2-Fort Hays State
- 3-Mesa State

## 1998

### SOUTH ATLANTIC

- 1-Kennesaw State
- 2-Armstrong Atlantic
- 3-Mount Olive
- 4-Columbus State

### SOUTH

- 1-Tampa
- 2-Presbyterian
- 3-Barry
- 4-Florida Southern

### SOUTH CENTRAL

- 1-West Georgia
- 2-Texas A&M-Kingsville
- 3-Alabama-Huntsville
- 4-Tarleton State

### NORTH ATLANTIC

- 1-Millersville
- 2-Slippery Rock
- 3-West Virginia State
- 4-West Liberty

### NORTHEAST

- 1-Mass-Lowell
- 2-Queens
- 3-New Haven
- 4-Bryant

### NORTH CENTRAL

- 1-SIU-Edwardsville
- 2-Missouri-St. Louis
- 3-Indianapolis
- 4-St. Joseph's

### CENTRAL

- 1-Central Missouri State
- 2-Winona State
- 3-Northern Colorado
- 4-Pittsburg State

### WEST

- 1-Fort Hays State
- 2-Cal. State LA
- 3-Cal. State Chico
- 4-Sonoma State

## 1999

### SOUTH ATLANTIC

- 1-North Florida
- 2-Mount Olive
- 3-Kennesaw State
- 4-Armstrong Atlantic

### SOUTH

- 1-Florida Southern
- 2-Carson-Newman
- 3-Saint Leo
- 4-Savannah State

### SOUTH CENTRAL

- 1-North Alabama
- 2-SE Oklahoma State
- 3-Delta State
- 4-Alabama-Huntsville

### NORTH ATLANTIC

- 1-Kutztown
- 2-West Virginia State
- 3-Slippery Rock
- 4-Shippensburg

### NORTHEAST

- 1-Mass-Lowell
- 2-Concordia
- 3-Adelphi
- 4-Merrimack

### NORTH CENTRAL

- 1-Quincy
- 2-Ashland
- 3-Indianapolis
- 4-St. Joseph's

### CENTRAL

- 1-Central Missouri State
- 2-Minnesota State Mankato
- 3-Pittsburg State
- 4-Rockhurst

### WEST

- 1-Mesa State
- 2-Sonoma State
- 3-Cal. State Chico
- 4-Fort Hays State



ARMSTRONG WAS THE NO. 1 SEED IN THE REGIONAL IN 1992 AND 1994

# NCAA II REGIONAL SEEDINGS, 2000-2006



## 2000

**SOUTH ATLANTIC**  
 1-North Florida  
 2-Mount Olive  
 3-GC&SU  
 4-Kennesaw State

**SOUTH**  
 1-Tampa  
 2-Florida Southern  
 3-Gardner-Webb  
 4-Saint Leo

**SOUTH CENTRAL**  
 1-Abilene Christian  
 2-Delta State  
 3-SE Oklahoma State  
 4-Alabama-Huntsville

**NORTH ATLANTIC**  
 1-West Virginia State  
 2-Shippensburg  
 3-Millersville  
 4-Slippery Rock

**NORTHEAST**  
 1-Mass-Lowell  
 2-Stonehill  
 3-Concordia  
 4-Saint Rose

**NORTH CENTRAL**  
 1-Mercyhurst  
 2-Saginaw Valley State  
 3-Ashland  
 4-Indianapolis

**CENTRAL**  
 1-Central Missouri State  
 2-Rockhurst  
 3-Winona State  
 4-Minnesota State Mankato

**WEST**  
 1-Cal. State Chico  
 2-Fort Hays State  
 3-Grand Canyon  
 4-Texas Wesleyan

## 2001

**SOUTH ATLANTIC**  
 1-North Florida  
 2-Kennesaw State  
 3-GC&SU  
 4-Belmont Abbey

**SOUTH**  
 1-Tampa  
 2-Lenoir-Rhyne  
 3-Wingate  
 4-Saint Leo

**SOUTH CENTRAL**  
 1-Abilene Christian  
 2-Delta State  
 3-Central Oklahoma  
 4-Alabama-Huntsville

**NORTH ATLANTIC**  
 1-Kutztown  
 2-Slippery Rock  
 3-West Virginia State  
 4-Concord

**NORTHEAST**  
 1-Mass-Lowell  
 2-New Haven  
 3-Concordia  
 4-Southern Conn. State

**NORTH CENTRAL**  
 1-Indianapolis  
 2-Saginaw Valley State  
 3-SIU Edwardsville  
 4-Ashland

**CENTRAL**  
 1-Central Missouri State  
 2-Wayne State  
 3-Minnesota State Mankato  
 4-Missouri Southern State

**WEST**  
 1-Sonoma State  
 2-St. Mary's  
 3-Southern Colorado  
 4-New Mexico Highlands

## 2002

**SOUTH ATLANTIC**  
 1-Kennesaw State  
 2-North Florida  
 3-Columbus State  
 4-GC&SU

**SOUTH**  
 1-Tampa  
 2-Florida Southern  
 3-Carson-Newman  
 4-Rollins

**SOUTH CENTRAL**  
 1-Abilene Christian  
 2-Delta State  
 3-Central Oklahoma  
 4-Valdosta State

**NORTH ATLANTIC**  
 1-West Virginia State  
 2-Shepherd  
 3-Kutztown  
 4-Mansfield

**NORTHEAST**  
 1-Concordia  
 2-Mass-Lowell  
 3-Bryant  
 4-Dowling

**NORTH CENTRAL**  
 1-Ashland  
 2-Northern Kentucky  
 3-Saginaw Valley State  
 4-Grand Valley State

**CENTRAL**  
 1-Central Missouri State  
 2-Nebraska-Omaha  
 3-Minnesota State Mankato  
 4-Pittsburg State

**WEST**  
 1-Cal State Chico  
 2-Southern Colorado  
 3-Mesa State  
 4-Grand Canyon

## 2003

**SOUTH ATLANTIC**  
 1-North Florida  
 2-Armstrong Atlantic  
 3-Kennesaw State  
 4-Francis Marion

**SOUTH**  
 1-Florida Southern  
 2-Tampa  
 3-Presbyterian  
 4-Tusculum

**SOUTH CENTRAL**  
 1-Delta State  
 2-Central Oklahoma  
 3-Abilene Christian  
 4-SE Oklahoma State

**NORTH ATLANTIC**  
 1-Slippery Rock  
 2-West Chester  
 3-Shippensburg  
 4-Kutztown

**NORTHEAST**  
 1-Mass-Lowell  
 2-Dowling  
 3-Franklin Pierce  
 4-New Haven

**NORTH CENTRAL**  
 1-Missouri-St. Louis  
 2-Grand Valley State  
 3-Indianapolis  
 4-Ashland

**CENTRAL**  
 1-Central Missouri State  
 2-Rockhurst  
 3-Northwest Missouri State  
 4-Minnesota-Duluth

**WEST**  
 1-Sonoma State  
 2-Fort Hays State  
 3-Western Oregon  
 4-UC Davis

## 2004

**SOUTH ATLANTIC**  
 1-North Florida  
 2-Pfeiffer  
 3-Columbus State  
 4-Augusta State

**SOUTH**  
 1-Rollins  
 2-Tampa  
 3-Florida Southern  
 4-Catawba

**SOUTH CENTRAL**  
 1-Delta State  
 2-St. Mary's (Texas)  
 3-Southern Arkansas  
 4-Incarnate Word

**NORTH ATLANTIC**  
 1-Shippensburg  
 2-West Virginia State  
 3-Kutztown  
 4-West Chester

**NORTHEAST**  
 1-Bryant  
 2-Caldwell  
 3-Saint Anselm  
 4-Dowling

**NORTH CENTRAL**  
 1-Ashland  
 2-Grand Valley State  
 3-Wisconsin-Parkside  
 4-Northern Kentucky

**CENTRAL**  
 1-Central Missouri State  
 2-Wayne State (Neb.)  
 3-Emporia State  
 4-North Dakota

**WEST**  
 1-Colorado State-Pueblo  
 2-Cal State Chico  
 3-Mesa State  
 4-Sonoma State

**SOUTH ATLANTIC**  
 1-North Florida  
 2-Kennesaw State  
 3-Francis Marion  
 4-USC Aiken

**SOUTH**  
 1-Florida Southern  
 2-Tusculum  
 3-Tampa  
 4-Rollins

**SOUTH CENTRAL**  
 1-Delta State  
 2-Abilene Christian  
 3-Central Oklahoma  
 4-West Alabama

**NORTH ATLANTIC**  
 1-West Virginia State  
 2-West Chester  
 3-Kutztown  
 4-Slippery Rock

**NORTHEAST**  
 1-Franklin Pierce  
 2-Southern Conn. State  
 3-Adelphi  
 4-UMass-Lowell

**NORTH CENTRAL**  
 1-St. Joseph's (Ind.)  
 2-Wisconsin-Parkside  
 3-Grand Valley State  
 4-Wayne State (Mich.)

**CENTRAL**  
 1-Central Missouri State  
 2-Wayne State (Neb.)  
 3-Nebraska-Omaha  
 4-Emporia State

**WEST**  
 1-Mesa State  
 2-Cal State Chico  
 3-Western Oregon  
 4-New Mexico Highlands

**NORTHEAST**  
 1-Franklin Pierce  
 2-New Haven  
 3-UMass-Lowell  
 4-S. Conn. State  
 5-Dominican  
 6-Dowling

**NORTH CENTRAL**  
 1-Grand Valley St.  
 2-N. Kentucky  
 3-Quincy  
 4-Ashland  
 5-SIU Edwardsville  
 6-Rockhurst

## 2006

**SOUTH ATLANTIC**  
 1-GCSU  
 2-Francis Marion  
 3-Columbus State  
 4-AASU  
 5-USC Aiken  
 6-Mount Olive

**SOUTH**  
 1-Tampa  
 2-Fla. Gulf Coast  
 3-Catawba  
 4-Florida Southern  
 5-Lynn  
 6-Albany State

**SOUTH CENTRAL**  
 1-Abilene Christian  
 2-S. Arkansas  
 3-Montevallo  
 4-West Alabama  
 5-Cent. Oklahoma  
 6-Incarnate Word

**NORTH ATLANTIC**  
 1-West Va. State  
 2-Kutztown  
 3-West Chester  
 4-Shepherd  
 5-Ohio Valley  
 6-Pitt.-Johnstown

**CENTRAL**  
 1-Emporia State  
 2-Minnesota State  
 3-Neb.-Omaha  
 4-Wayne State  
 5-C. Missouri St.  
 6-Mo. Westrn St.

**WEST**  
 1-Western Oregon  
 2-CS Chico  
 3-Mesa State  
 4-CS Los Angeles  
 5-Fort Hays State  
 6-Colo. St.-Pueblo





# NCAA II REGIONAL SEEDINGS, 2007-2010

## 2007

### SOUTH ATLANTIC

- 1-Mount Olive
- 2-Columbus State
- 3-GCSU

### 4-Armstrong Atlantic

- 5-USC Aiken
- 6-Virginia State

### SOUTH

- 1-Tampa
- 2-Tusculum
- 3-Carson-Newman
- 4-Florida Gulf Coast
- 5-Florida Southern
- 6-Stillman

### SOUTH CENTRAL

- 1-Ouachita Baptist
- 2-Delta State
- 3-Montevallo
- 4-St. Edward's
- 5-West Florida
- 6-Angelo State

### NORTH ATLANTIC

- 1-Kutztown
- 2-West Virginia State
- 3-California (Pa.)
- 4-Slippery Rock
- 5-West Chester
- 6-Shippensburg

### NORTHEAST

- 1-Franklin Pierce
- 2-Adelphi
- 3-UMass-Lowell
- 4-Caldwell
- 5-Bryant
- 6-Wilmington

### NORTH CENTRAL

- 1-Grand Valley State
- 2-Ashland
- 3-SIU Edwardsville
- 4-Saginaw Valley State
- 5-Southern Indiana
- 6-Drury

### CENTRAL

- 1-Minnesota State Mankato
- 2-Central Missouri
- 3-Wayne State (Neb.)
- 4-Emporia State
- 5-Winona State
- 6-Nebraska-Omaha

### WEST

- 1-Sonoma State
- 2-Mesa State
- 3-Cal State Los Angeles
- 4-Cal State Chico
- 5-UC San Diego
- 6-Nebraska-Kearney

## 2008

### SOUTH ATLANTIC

- 1-Mount Olive
- 2-Columbus State
- 3-USC Aiken

### 4-North Georgia

- 5-Belmont Abbey
- 6-Erskine

### SOUTH

- 1-Tampa
- 2-Tusculum
- 3-Catawba
- 4-Florida Tech
- 5-Carson-Newman
- 6-Stillman

### SOUTH CENTRAL

- 1-Delta State
- 2-Southern Arkansas
- 3-West Alabama
- 4-Abilene Christian
- 5-Ouachita Baptist
- 6-Texas A&M-Kingsville

### NORTH ATLANTIC

- 1-West Chester
- 2-West Virginia State
- 3-Concord
- 4-Pitt.-Johnstown
- 5-Shippensburg
- 6-Kutztown

### NORTHEAST

- 1-Franklin Pierce
- 2-Bryant
- 3-Southern Conn. State
- 4-Caldwell
- 5-Dowling
- 6-LIU-C.W. Post

### NORTH CENTRAL

- 1-Grand Valley State
- 2-St. Joseph's
- 3-Bellarmine
- 4-Ashland
- 5-Wayne State (Mich.)
- 6-Northern Kentucky

### CENTRAL

- 1-Emporia State
- 2-Nebraska-Omaha
- 3-Wayne State (Neb.)
- 4-Central Missouri
- 5-Minnesota State Mankato
- 6-Concordia-St. Paul

### WEST

- 1-Sonoma State
- 2-UC San Diego
- 3-Cal State Chico
- 4-Cal State Stanislaus
- 5-Western Oregon
- 6-Nebraska Kearney

## 2009

### SOUTHEAST

- 1-USC Aiken
- 2-Francis Marion
- 3-Georgia College

### 4-Catawba

- 5-Tusculum
- 6-Belmont Abbey

### SOUTH

- 1-Southern Arkansas
- 2-Barry
- 3-West Alabama
- 4-Tampa
- 5-Lynn
- 6-Florida Southern

### 7-Valdosta State

### 8-Stillman

### SOUTH CENTRAL

- 1-Central Missouri
- 2-Abilene Christian
- 3-Angelo State
- 4-Emporia State
- 5-Nebraska - Omaha
- 6-UT Permian Basin

### ATLANTIC

- 1-West Chester
- 2-Kutztown
- 3-Shepherd
- 4-Mercyhurst
- 5-West Virginia State
- 6-Concord (W. Va.)

### EAST

- 1-Dominican (N.Y.)
- 2-Franklin Pierce
- 3-Adelphi
- 4-Dowling
- 5-Assumption
- 6-Wilmington (Del.)

### MIDWEST

- 1-Ashland
- 2-Grand Valley State
- 3-Southern Indiana
- 4-Northern Kentucky
- 5-Indianapolis
- 6-Rockhurst

### CENTRAL

- 1-Mesa State
- 2-Minnesota State Mankato
- 3-Wayne State (Neb.)
- 4-New Mexico Highlands
- 5-SW Minnesota State
- 6-Colorado State-Pueblo

### WEST

- 1-UC San Diego
- 2-Western Oregon
- 3-Sonoma State
- 4-Cal State Dominguez Hills

## 2009

### SOUTHEAST

- 1-Francis Marion
- 2-Columbus State
- 3-Georgia College

### 4-Mount Olive

- 5-Catawba
- 6-Erskine

### SOUTH

- 1-Southern Arkansas
- 2-Tampa
- 3-Valdosta State
- 4-Florida Southern
- 5-Rollins
- 6-West Florida

### 7-Florida Tech

### 8-Albany State

### SOUTH CENTRAL

- 1-Central Missouri
- 2-Abilene Christian
- 3-Emporia State
- 4-Incarnate Word
- 5-St. Mary's (Texas)
- 6-Nebraska - Omaha

### ATLANTIC

- 1-Kutztown
- 2-West Chester
- 3-Seton Hill
- 4-West Virginia State
- 5-Mansfield
- 6-California (Pa.)

### EAST

- 1-Southern Connecticut State
- 2-Franklin Pierce
- 3-New Haven
- 4-Stonehill
- 5-C.W. Post
- 6-Dominican (N.Y.)

### MIDWEST

- 1-Southern Indiana
- 2-Grand Valley State
- 3-Northern Kentucky
- 4-Wayne State (Mich.)
- 5-Ashland
- 6-Indianapolis

### CENTRAL

- 1-New Mexico Highlands
- 2-Minnesota State Mankato
- 3-Mesa State
- 4-Winona State
- 5-Nebraska - Kearney
- 6-St. Cloud State

### WEST

- 1-UC San Diego
- 2-Cal State Dominguez Hills
- 3-Cal State Chico
- 4-Hawaii Pacific





## WINS (1983-2011)

1. Florida Southern	1258
2. Central Missouri	1155
3. <b>Armstrong Atlantic State</b>	<b>1149</b>
4. Tampa	1138
5. Delta State	1137
6. Southern Arkansas	1101
7. Georgia College	1084
8. USC Aiken	1080
9. Southeastern Oklahoma	1068
10. Emporia State	1042
11. Columbus State	1036
12. North Alabama	1013
13. Fort Hays State	964
14. Grand Canyon	930
15. Montevallo	914
16. St. Mary's (Texas)	890
17. Sonoma State	839
18. Mount Olive	832
19. Cal State Chico	806
20. Grand Valley State	795

## REGIONAL APPEARANCES (1988-2011)

Tampa	23
Central Missouri	22
Florida Southern	20
Delta State	15
Minnesota State Mankato	15
U. Mass.-Lowell	14
Columbus State	13
<b>Armstrong Atlantic State</b>	<b>12</b>
Ashland	12
Cal State Chico	12
New Haven	12
Slippery Rock	12
Grand Valley State	11
Kutztown	11
Mesa State	11
Shippensburg	11
Sonoma State	11
West Virginia State	11
Abilene Christian	10
Georgia College	10
Mount Olive	10
* Kennesaw State	10
* North Florida	10
Adelphi	9
Emporia State	9
* SIU-Edwardsville	9
Franklin Pierce	8
Mansfield	8
Mercyhurst	8
North Alabama	8
Northern Kentucky	8
St. Joseph's (Ind.)	8
Southern Indiana	8
West Chester	8
Central Oklahoma	7
Colorado State-Pueblo	7
Lewis	7
USC Aiken	7
Wayne State (Neb.)	7
Francis Marion	7
Indianapolis	7
Rollins	7
* Nebraska Omaha	7
Catawba	6
Dowling	6
Fort Hays State	6
Southern Arkansas	6
Southern Connecticut State	6

Valdosta State	6
West Alabama	6
Western Oregon	6
* UC Riverside	6
UC San Diego	5
Florida Tech	5
Missouri St. Louis	5
Missouri Southern State	5
Rockhurst	5
Tusculum	5
Wingate	5
Winona State	5
* South Dakota State	5
* UC Davis	5
Alabama-Huntsville	4
Concordia (N.Y.)	4
Incarnate Word	4
Pittsburg State	4
Springfield	4
Saint Leo	4
St. Mary's	4
St. Rose	4
Shepherd	4
Wayne State (Mich.)	4
* Troy State	4
* Jacksonville State	4
* Cal Poly SLO	4

Adelphi	2
Columbus State	2
Indiana (Pa.)	2
Mercyhurst	2
Millersville	2
Missouri Southern State	2
Shippensburg	2
Southern Arkansas	2
West Alabama	2
West Chester	2
* Cal Poly SLO	2
* Sacramento State	2
* SIU-Edwardsville	2
* UC Davis	2
* UC Riverside	2

## SERIES APPEARANCES (1988-2011)

Central Missouri	15
Tampa	12
CS Chico	7
Ashland	6
Delta State	6
Florida Southern	6
Franklin Pierce	5
Kutztown	5
Lewis	5
New Haven	5
* Kennesaw State	5
Adelphi	4
Columbus State	4
Grand Valley State	4
Slippery Rock	4
* Jacksonville State	4
* SIU-Edwardsville	4
<b>Armstrong Atlantic State</b>	<b>3</b>
Mansfield	3
St. Joseph's	3
Shippensburg	3
* Cal Poly SLO	3
* North Florida	3
UC San Diego	2
Emporia State	2
Georgia College	2
U. Mass.-Lowell	2
Millersville	2
Minnesota State Mankato	2
Missouri Southern	2
Missouri St. Louis	2
Mount Olive	2
Rollins	2
Sonoma State	2
Southern Indiana	2
West Chester	2
West Virginia State	2
* UC Davis	2
* UC Riverside	2

## REGION TOP SEEDS (1988-2011)

Central Missouri	15
Florida Southern	10
Delta State	8
Tampa	8
U. Mass.-Lowell	7
* North Florida	7
<b>Armstrong Atlantic State</b>	<b>5</b>
Abilene Christian	4
Franklin Pierce	4
Grand Valley State	4
Kutztown	4
Lewis	4
North Alabama	4
New Haven	4
St. Joseph's (Ind.)	4
Slippery Rock	4
Sonoma State	4
* Kennesaw State	4
Ashland	3
Cal State Chico	3
UC San Diego	3
Emporia State	3
Mansfield	3
Mesa State	3
Mount Olive	3
USC Aiken	3
West Virginia State	3



The 1989 squad was the No. 1 seed in the South Region and advanced to the DII College World Series.

\* DENOTES  
SCHOOL IS NOW  
CLASSIFIED AS  
NCAA DIVISION I



# ARMSTRONG TEAMS IN DII NATIONAL STATISTICS

## ARMSTRONG RANKINGS IN DII NATIONAL STATISTICS (FROM 1988)

### BATTING

YEAR	RANK	HITS	AT BATS	AVG.
1989	21st	654 (1st)	2035	.321
1990	4th	700 (2nd)	1956	.358
1992	27th	602 (3rd)	1906	.316
1993	4th	666 (2nd)	1971	.338
2001	17th	615 (14th)	1787	.344
2002	17th	641 (13th)	1890	.339
2007	24th	728 (14th)	2167	.336

### PITCHING

YEAR	RANK	G	IP	ER	ERA
1988	6th	54	477.2 (4th)	189	3.56
1989	3rd	60	514.2 (3rd)	168	2.94
1990	4th	56	490.2 (2nd)	157	2.88
1991	2nd	57	496.0 (2nd)	144	2.61
1992	1st	59	495.1 (3rd)	128	2.33
1993	2nd	59	502.0 (3rd)	150	2.69
1994	10th	66	567.2 (1st)	212	3.36
1995	17th	50	419.1 (20th)	159	3.41
1996	10th	54	511.0 (4th)	163	3.16
1998	8th	59	491.0 (4th)	226	4.14
1999	9th	56	469.2 (5th)	183	3.51
2000	17th	54	465.2 (10th)	199	3.85
2001	29th	53	442.2 (15th)	214	4.35
2002	20th	55	470.2 (13th)	195	3.73
2003	2nd	51	431.1 (20th)	130	2.71
2004	14th	56	477.0 (12th)	186	3.51
2005	30th	50	422.1 (32nd)	177	3.77
2011	27th	52	470.0 (17th)	174	3.33

### FIELDING

YEAR	RANK	PO	ASSISTS	ERRORS	PCT.
1989	6th	1544	794	89	.963
1990	16th	1472	710	91	.960
1991	3rd	1488	705	78	.966
1992	4th	1486	627	79	.964
1993	10th	1506	721	92	.960
1994	28th	1703	711	118	.953
1997	6th	1444	639	85	.961
1998	22nd	1473	593	88	.959
1999	8th	1409	558	74	.964
2000	19th	1397	553	81	.960
2002	28th	1412	540	86	.958
2003	15th	1294	539	69	.964
2006	28th	1534	637	87	.962
2009	4th	1497	581	59	.972

### SCORING

YEAR	RANK	G	RUNS	RPG
1988	1st	54	553 (2nd)	10.24
1989	2nd	60	541 (1st)	9.02
1990	1st	56	544 (1st)	9.71
1992	5th	59	502 (2nd)	8.51
1993	1st	59	565 (1st)	9.58
1994	14th	66	571 (3rd)	8.65
2002	39th	55	415 (23rd)	7.50

### SLUGGING PERCENTAGE

YEAR	RANK	G	AB	TB	SLG. PCT.
1990	5th	56	1956	1074 (1st)	.549
1992	10th	59	1906	967 (2nd)	.507
1993	4th	59	1971	1034 (2nd)	.525
1994	25th	66	2198	1071 (4th)	.487
2002	41st	55	1890	930 (13th)	.492

### DOUBLES

YEAR	RANK	G	2B	AVG.
1990	1st	56	140 (1st)	2.50
1992	2nd	59	140 (1st)	2.37
1993	7th	59	136 (1st)	2.31
1994	NR	66	123 (5th)	1.86
2000	t30th	54	115 (19th)	2.13

### TRIPLES

YEAR	RANK	G	3B	AVG.
1990	4th	56	39 (1st)	0.70
1991	23rd	57	19 (10th)	0.33
1992	NR	59	18 (19th)	0.31
1993	31st	59	20 (6th)	0.34
1994	9th	66	38 (2nd)	0.58
2007	9th	62	30 (15th)	0.48
2009	11th	56	24 (11th)	0.43

### HOME RUNS

YEAR	RANK	G	HR	AVG.
1992	6th	59	63 (5th)	1.07
1993	10th	59	64 (3rd)	1.08
1994	NR	66	55 (12th)	0.83
2002	43rd	55	52 (30th)	0.95

### STOLEN BASES

YEAR	RANK	G	SB-SBA	AVG.
1990	16th	56	125-160 (8th)	2.23
1991	18th	57	124-153 (6th)	2.18
1992	13th	59	142-169 (4th)	2.41
1993	NR	59	106-125 (13th)	1.80
1994	22nd	66	149-185 (10th)	2.26
2000	25th	54	110-138 (20th)	2.04
2007	32nd	62	105-131 (18th)	1.69
2010	17th	50	108-132 (t19th)	2.16

### DOUBLE PLAYS

YEAR	RANK	G	DP	AVG.
1990	22nd	56	45 (10th)	0.80
1993	21st	59	51 (7th)	0.86
1994	13th	66	65 (1st)	0.98
1997	9th	58	63 (4th)	1.09
2000	28th	54	48 (t21st)	0.89
2002	45th	55	45 (24th)	0.82
2009	33rd	56	49 (22nd)	0.88
2010	15th	50	50 (15th)	1.00
2011	3rd	52	55 (4th)	1.06

### WON-LOSS PERCENTAGE

YEAR	RANK	W-L	PCT.
1988	5th	42-13	.764
1989	7th	43-17	.717
1990	2nd	47- 9	.839
1991	26th	36-21	.632
1992	5th	45-13	.771
1993	1st	45-13	.771
1994	11th	50-15	.765
1999	13th	42-14	.750
2000	31st	37-17	.685
2001	18th	38-15	.717
2003	18th	36-15	.706
2005	24th	34-16	.680
2006	34th	40-18-1	.686
2009	37th	38-18	.679
2011	35th	35-17	.673

### WINS

YEAR	RANK	WINS
1988	5th	42
1989	3rd	43
1990	3rd	47
1991	5th	36
1992	2nd	45
1993	1st	45
1994	3rd	50
1998	14th	38
1999	11th	42
2000	23rd	37
2001	19th	38
2003	t22nd	36
2005	t25th	36
2006	t25th	40
2007	t29th	39
2009	t26th	38

## ARMSTRONG AS NCAA DII NATIONAL STATISTICAL LEADERS

1980 - Earned Run Average (2.23)
1988 - Final National Poll Ranking
1989 - Final National Poll Ranking
1989 - Most Runs (541)
1989 - Most Hits (654)
1990 - Runs, Average (9.71)
1990 - Most Runs (544)
1990 - Doubles, Average (2.50)
1990 - Most Doubles (140)
1990 - Most Triples (39)
1990 - Most Total Bases (1,074)
1992 - Most Doubles (140)
1992 - Earned Run Average (2.33)
1993 - Most Runs (565)
1993 - Runs, Average (9.58)
1994 - Most Double Plays (65)
2002 - Total Attendance (14,516)
2009 - Sacrifice Hits (101) - DII Record
2011 - Sacrifice Hits (86)

# ARMSTRONG PLAYERS IN DII NATIONAL STATISTICS



## HITTING

### BATTING

YEAR RANK	PLAYER	AB-HITS	AVG.
1990 33rd	Marv Ellis	79-195 (15th)	.405
1990 37th	Chad Armstrong	97-241 (4th)	.4025
1990 41st	Steve Russell	92-229 (15th)	.4017
1992 10th	Roman Miestowski	101-227 (2nd)	.445
2002 61st	David Harriman	94-228 (16th)	.412

### RUNS BATTED IN

YEAR RANK	PLAYER	G	RBI	AVG.
1988 2nd	Mike Mitchener	53	82 (1st)	1.55
1992 3rd	Eric Chavez	59	82 (3rd)	1.39
1993 13th	John Booker	58	69 (3rd)	1.19
1993 16th	Chris Milisits	58	67 (4th)	1.16
1994 9th	Tony Kunka	65	86 (4th)	1.32
2002 22nd	David Harriman	55	69 (t11th)	1.25

### HOME RUNS

YEAR RANK	PLAYER	G	HR	AVG.
1988 12th	Mike Mitchener	53	16 (8th)	0.30
1992 3rd	Eric Chavez	59	21 (1st)	0.36
1993 26th	John Booker	58	15 (10th)	0.26
1994 NR	Tony Kunka	65	15 (9th)	0.23
1999 18th	Travis Oglesby	56	19 (t10th)	0.34

### TRIPLES

YEAR RANK	PLAYER	G	3B	AVG.
1988 14th	Mike Mitchener	53	7 (7th)	0.13
1989 12th	Chad Armstrong	58	6 (7th)	0.10
1989 12th	Brad Squibb	58	6 (7th)	0.10
1990 6th	Chad Armstrong	56	9 (3rd)	0.16
1990 10th	Brad Squibb	56	8 (5th)	0.14
2002 32nd	Chris Boana	55	6 (t15th)	0.11
2009 14th	Alex Wyche	56	7 (t7th)	0.13
32nd	Juan Dorado	56	6 (t14th)	0.11

### DOUBLES

YEAR RANK	PLAYER	G	2B	AVG.
1993 24th	Chris Milisits	58	22 (2nd)	0.38

### RUNS

YEAR RANK	PLAYER	G	R	AVG.
1990 3rd	Chad Armstrong	56	77 (2nd)	1.38
1990 4th	Brad Squibb	56	75 (4th)	1.34
1992 14th	Roman Miestowski	58	72 (4th)	1.24
1993 9th	Steve Young	58	72 (1st)	1.24
1993 18th	Jay Sheppard	59	69 (2nd)	1.17
2009 34th	Josh Wilson	5	70 (20th)	1.25

### WALKS

YEAR RANK	PLAYER	G	BB	AVG.
1990 8th	Jeff Hanna	50	43 (9th)	0.86
1990 9th	Brad Squibb	56	48 (3rd)	0.86
1990 18th	Chad Armstrong	56	44 (8th)	0.79
1993 5th	Steve Young	58	63 (1st)	1.09
1993 8th	John Booker	58	55 (3rd)	0.95
1994 9th	Deron Spink	65	61 (1st)	0.94
1994 20th	Tony Kunka	65	55 (2nd)	0.85
1995 20th	Mark Todd	50	45 (11th)	0.90
1999 18th	Travis Oglesby	56	48 (t8th)	0.86
2003 20th	Stacy Bennett	51	38 (t15th)	0.75
2006 11th	Pete Gundolff	54	45	0.83
25th	Sean Hotzak	59	42	0.71

### SLUGGING PERCENTAGE

YEAR RANK	PLAYER	AB	TB	PCT.
1992 11th	Eric Chavez	217	167 (2nd)	.770

### STOLEN BASES

YEAR RANK	PLAYER	G	SB	AVG.
1988 9th	Calvain Culberson	54	42 (3rd)	0.78
1989 25th	Danny Moore	57	29 (13th)	0.51
2010 1st	Alex Wyche	48	48 (1st)	1.00

## PITCHING

### EARNED RUN AVERAGE

YEAR RANK	PLAYER	IP	ER	ERA
1989 4th	Chuck Thompson	89.2	18	1.81
1989 16th	Mike Ewing	52.0	13	2.25
1989 22nd	Bill Schmidt	41.1	11	2.40
1990 27th	Paul Krafft	80.2	22	2.45
1991 2nd	Bill Schmidt	60.1	9	1.34
1991 21st	Mark Ewing	76.1	18	2.12
1992 3rd	Daryle Gavlick	100.0	13	1.17
1992 29th	Craig Bradshaw	63.2	16	2.26
1993 8th	Darryll Boyd	80.1	16	1.79
1993 36th	Gregg Thomas	91.1	27	2.66
1993 49th	Larry Vrtiska	63.1	20	2.84
1994 43rd	Clint Brooks	86.0	26	2.72
1995 39th	Doug Louthan	62.2	17	2.44
1996 3rd	Jeff Agard	78.0	9	1.04
1998 7th	Jeremy Wedel	114.0	26	2.05
2002 63rd	Mike Roga	105.0	35	3.00
2003 51st	Curtis Morrison	82.2	24	2.61
2009 51st	Ryan Smith	60.0	18	2.70
58th	Thomas Gray	99.2	31	2.80

### STRIKEOUTS PER 9 INNINGS

YEAR RANK	PLAYER	IP	K'S	AVG.
1989 10th	Bill Schmidt	41.1	48	10.5
1989 14th	Mike Ewing	52.0	54	9.3
1990 15th	Rick Sawyer	71.1	76	9.6
1991 15th	Craig Bradshaw	77.2	82	9.5
1992 6th	Daryle Gavlick	100.0	124 (1st)	11.2
1993 13th	Darryll Boyd	80.1	88	9.9
1998 xxx	Jeremy Wedel	114.0	116 (4th)	xxx
2003 19th	Curtis Morrison	82.2	94	10.2
2005 23rd	Chase Leatherwood	93.0	102	9.9

### WINS

YEAR RANK	PLAYER	W-L
1988 4th	Bill Gearhart	12-3
1990 17th	Paul Krafft	10-1
1992 5th	Daryle Gavlick	11-1
1992 16th	Craig Bradshaw	9-1
1994 10th	Larry Vrtiska	11-2
1998 14th	Jeremy Wedel	10-2
1999 t10th	Adam Bernero	11-3
2000 t21st	Jason Ackley	10-2
2002 t22nd	Mike Roga	10-4
2003 t3rd	Jon Dobyns	12-2
2003 t11th	Jeremy Olson	10-4
2005 t6th	Jon Troop	11-5
2007 32nd	Austin Ducey	9-0
2009 t3rd	Cody Walden	11-2

### SAVES

YEAR RANK	PLAYER	SAVES
1990 4th	Mike Ewing	8
1991 7th	Bill Schmidt	7
1991 17th	Jon Boothe	5
1991 17th	Bret Donovan	5
1992 2nd	Russell Williams	8
1992 9th	Biddy Garza	6
1994 5th	Scot Donovan	8
1995 9th	Doug Louthan	8
1999 23rd	Chris Humrich	10
2002 t33rd	Zach Shelnut	6
2005 t6th	Matt Nalutka	12
2007 17th	Truman Marek	9
2008 28th	Brandon McCreery	7
2009 15th	Ryan Smith	9

## PIRATES AS NCAA II NATIONAL STATISTICAL LEADERS

- 1986 - Charlie Broad, 26 2B (yr)
- 1992 - Daryle Gavlick, 124 strikeouts (yr)
- 1993 - Steve Young, 72 runs (yr)
- 1993 - Steve Young, 63 walks (yr)
- 1994 - Deron Spink, 61 walks (yr)
- 1994 - Deron Spink, 30 hbp (yr)
- 2002 - David Harriman, 41-game hit streak (yr)
- 2008 - Juan Dorado, 20 sacrifice hits (0.4/gm) (yr)
- 2009 - Juan Dorado, 38 sacrifice hits (0.68/gm) (yr)
- 2010 - Alex Wyche, 48 stolen bases (1.00/gm) (yr)
- 2011 - Michael Price, 28 sacrifice hits (0.54/gm) (yr)





# ARMSTRONG ATHLETIC HALL OF FAMERS



## CHAD ARMSTRONG (2000)

Two-time All-America in 1989 and 1990, Chad led the Pirates to two No. 1 rankings. The epitome of a leadoff hitter, Armstrong reached base in all 56 games the Pirates played in 1990.

## TOMMY BUMGARDNER (1999)

Armstrong's all-time leader in innings pitched, Tommy's 11 career shutouts are still the second most in NCAA Division II history. Armstrong's second baseball All-America honoree, Tommy pitched from 1973-76.



## CHUCK CHRISTOPHER (2002)

Armstrong's all-time strikeout leader, Christopher pitched from 1985-1987, facing primarily Division I competition, and compiled a 27-9 career record. He still holds eight current Armstrong pitching records.

## BILL GEARHART (1997)

The only Armstrong player to be drafted twice, Bill pitched for the Pirates in 1987 and 1988, going 22-3. He was the Big South Conference's Pitcher of the year in 1987 when he went 10-0.



## MARK MAMALAKIS (2001)

A 16-year-old freshman in 1970, Mark played four years for the Pirates and was the team MVP in 1971 and an NAIA All-District player in 1973. He still holds the record for steals in one game (7).


## MIKE MITCHENER (1996)

The highest draft pick ever in Armstrong history, Mitchener left the Pirates as a junior in 1988 after being taken in the third round by the Chicago White Sox. First-team DII All-America honoree in 1988 and his #25 was retired in 2004.



## BRAD SQUIBB (2004)

Two-time All-America first baseman for the Pirates in 1989-90, Squibb helped the Pirates to two World Series appearances and still holds the NCAA record for total bases in a postseason game (15).



## CHARLIE BROAD (1995)

The first player to have his number retired (#13), Charlie concluded a four-year career in 1987 with 25 school records and still is the Pirates' all-time leader in career hits, runs scored and runs batted in.

## TOMMY F. BOBBY CANNON (2000)

Two-sport stars (basketball) for the Pirates in 1966 and 1967, Tommy and Bobby were each All-Conference honorees in 1967.




## CALVIN CULBERSTON (2011)

Culberston was a two-time All-Big South Conference player and a DII All-American as a senior. The current assistant coach at Armstrong, Culberston holds seven school records, including stolen bases (128).

## DANA HARDING (2001)

The Pirates' most decorated power hitter, Dana played in 1987 and 1988 and still holds the AASU record for most home runs in a career (39) and season (28). DII All-America honoree in 1988.

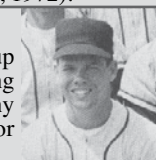


## STEVE MCNEILL (1998)

Armstrong's first All-America baseball player, Steve earned honorable mention All-America honors in 1973 and still holds the school record for best batting average in a single season (.451, 1972).

## DANNY SIMS (1995)

Two-sport star and President's Cup winner as a senior in 1968, leading the Pirates in hitting (.322). Danny played basketball and baseball for the Pirates.



## DR. ROY SIMS (1996)

Long-time coach and administrator for Armstrong, Dr. Sims coached the baseball team from the late 50s to 1967, then served as the Athletic Director twice, from 1955-67 and 1977-86.

## TONY YEOMANS (2003)

A four-year standout for the Pirates from 1981-84, Yeomans was a career .325 hitter who still holds six hitting records at Armstrong, including most games played and at-bats.



# ADAM BERNERO: ARMSTRONG'S FIRST MAJOR LEAGUER

*(Excerpts from L.A. Times story "From Freckles to Faast-balls: Making It To 'The Show'" by Robin Abcarian; August 6, 2000)*


Adam Bernero was once a little boy with red hair and freckles, watching baseball games, fantasizing in the stands about being out there on the mound, under the stadium lights, striking out the sluggers, one-two-three, boom.

On Tuesday night in Anaheim, Bernero, a long-limbed and graceful 23-year-old, stood on the mound in the glare of the lights, wearing the subtle gray road uniform of a Detroit Tiger. Called up from the Toledo Mud Hens so fast his name wasn't even in the printed program, he struck out his first major league hitter, the Angels' Darin Erstad, one, two . . . well, actually, it took nine of Adam's versatile pitches.

In a middling seat somewhere between the Tigers' dugout and the concession stand, sat a little boy with red hair and freckles happily watching Bernero's abrupt major league debut. Scattered around the boy—who was looking forward to meeting the pitcher later, because after all, someone like Adam sure makes it easier to have red hair and freckles when you're a kid—were those who love Adam Bernero most, his mother, his father, his first stepmother and her second husband, his second and current stepmother, his aunts, step-aunts, uncles, step-uncles, grandparents, step-grandparents, his agent, his college pitching coach, his old girlfriend and his new girlfriend, all of them watching some version of their own dreams come true before their very eyes.

Yes, you do almost need a scorecard to figure out this 21st century American family. And if life seemed complicated before for Adam Bernero, what with so many households containing people who consider him a son, think of how it will be now that he is pitching in the bigs, with an annual salary that, fast as one of his 95 mph pitches, has zoomed from \$8,000 to \$200,000. The speed of his ascent from farm leagues to majors—14 months—is rare, even at a time when the ranks of respectable pitchers are painfully thin.

Always big for his age, Adam, at 6 feet 4, is a broad-shouldered, narrow-hipped, 204-pound hunk. As if his life weren't dramatic enough right now, a subplot was churning as the two girlfriends, tall and gorgeous young women, one blond, one brunette, not only hung



BERNERO WAS THE SECOND FASTEST PLAYER FROM THE 1999 SIGNING CLASS TO REACH THE MAJOR LEAGUES WHEN HE MADE HIS DEBUT FOR THE DETROIT TIGERS ON AUGUST 1, 2000, PITCHING 5.2 INNINGS AGAINST THE ANAHEIM ANGELS. BERNERO HAS APPEARED IN 146 CAREER GAMES.

on every one of the 77 pitches he hurled through five-plus innings, but found themselves in uncomfortable proximity, repelling each other like two identical magnetic poles. They hardly looked at each other as they waited for the young man to return to the DoubleTree hotel for a postgame family bash.

Waited and waited, actually. Although the game ended around 10:30 p.m., Adam, who grew up in Sacramento, was delayed. The team shuttle, it seems, had driven off from Edison Field, leaving the starting pitcher behind. Long after everyone expected Adam, his old girlfriend's cell phone rang.

"Can someone give me a ride?" he pleaded. Everything else he imparted during the call, 21-year-old April Crow of Savannah, Ga., said succinctly as she drove off with Adam's agent and college coach to fetch him, "is between me and Adam."

\*\*\*  
"The story he'll be stuck with," said Susan, "is that he signed his first

contract on a napkin."  
It's a rather romantic story, really, and one that, as it turns out, is true. As Adam's college pitching coach tells it, he, Adam and a Tigers scout named Gary York were having dinner after a college tournament in Florida last year. York was anxious to get a commitment from Adam, a fifth-year senior, since other teams, notably the Braves, were sniffing around.

York didn't have a contract with him, said Calvin Culberson, assistant baseball coach at Armstrong Atlantic State University in Savannah, Ga. "So he took a napkin and said, 'This isn't real legal like, but it'll do for now.'" York, he said, wrote "something like, 'I, Adam Bernero, agree to sign with the Detroit Tigers ... here at this Denny's in Jacksonville, Fla., and we agree to set a fee of \$8,000.'" York had offered \$6,000; Culberson suggested the higher amount.

"Mr. York slid him the napkin and Adam signed it and he said, 'Congratulations, you're a Detroit Tiger.'"

Culberson, who kept his promise to Adam that he'd be there for his major league debut, said his biggest challenge with Adam was convincing him that the major leagues were within his grasp.

"I told him this last night," Culberson said Wednesday, "the only thing you gotta realize now is that you belong here."

## ADAM BERNERO'S CAREER MAJOR LEAGUE STATISTICS

Year	GP-GS	W-L	Svs	CG	IP	H	R	ER	BB	SO	ERA
2000	12-4	0-1	0	0	34.1	33	18	16	13	20	4.19
2001	5-0	0-0	0	0	12.1	13	13	10	4	8	7.30
2002	28-11	4-7	0	0	101.2	128	74	70	31	69	6.20
2003	49-17	1-14	0	0	133.1	137	90	80	54	80	5.87
2004	16-2	1-1	0	0	32.3	36	20	20	17	21	5.57
2005	36-0	4-3	0	0	47.0	61	35	34	12	37	6.51
2006	4-3	1-1	0	0	15.0	22	10	10	2	12	6.00
<b>7 Years</b>	<b>146-34</b>	<b>10-26</b>	<b>0</b>	<b>0</b>	<b>361.0</b>	<b>408</b>	<b>250</b>	<b>237</b>	<b>119</b>	<b>198</b>	<b>5.82</b>

OF THE 1999 PROFESSIONAL SIGNED, BERNERO WAS THE SECOND QUICKEST TO THE MAJORS



## JEREMY HORST MAKES MAJOR LEAGUE DEBUT IN MAY, 2011

Just mere hours after officially joining the Cincinnati Reds active roster, former Armstrong Atlantic State University pitcher Jeremy Horst made his major league debut against the Atlanta Braves on Saturday evening at Turner Field - and it was quite a memorable one.

Entering the game with the score tied 5-5 in the fourth inning, Horst immediately struck out Jordan Schafer, then one out later, struck out Chipper Jones to work a 1-2-3 first inning of major league work.

It was the top half of the fifth that made things more memorable for the former Pirate, however, as Horst came to the plate and stroked an RBI single through the right side for a hit in his first major league at-bat, giving the Reds a 6-5 lead.

In the bottom half of the fifth inning, Horst fell victim to All-Star catcher Brian McCann, who hit a solo home run off of him to tie the game back up at 6-all.

Horst was relieved in the sixth inning with a runner on third and two out, giving him the impressive line of 2 2/3 innings pitched and two hits given up, striking out four.

Horst was selected in the 2007 MLB First-Year Player Draft by the Reds in the 21st round. In his two years with the Pirates in 2006 and 2007, the 6-3, 220-pound lefthander went 8-2 with 102 strikeouts in 96.2 innings pitched after joining Armstrong from Iowa Western CC.

The Burlington, N.D., native excelled at every level of the minors for the Reds organization since being drafted, culminating in his outstanding 2011 season through the callup. Pitching for the AAA Louisville Bats, Horst went 0-1 with a 1.73 ERA in 12 games, giving up just 16 hits in 26 innings pitched, walking nine and striking out 23 before joining the Reds.

Horst joins former Armstrong hurler and eight-year major leaguer Adam Bernero as the only Pirates to earn a ticket to the big leagues. Bernero made his major league debut in 2000 - just 15 months after being signed



HORST MADE HIS MAJOR LEAGUE DEBUT ON SATURDAY, MAY 28, IN ATLANTA AS THE REDS TOOK ON THE BRAVES. HE GAVE UP ONE RUN AND TWO HITS IN 2 2/3 INNINGS PITCHED, STRIKING OUT FOUR. HE ALSO DELIVERED AN RBI SINGLE IN HIS FIRST MAJOR-LEAGUE AT-BAT FOR THE REDS.

as a free agent by the Detroit Tigers. The Pirates have had six players in all play at least the AAA level in the last decade - along with Horst and Bernero, pitchers Doug Sessions, Jeremy Wedel and Jason Olson, as well as catcher Andrew Graham have all reached the penultimate level of pro baseball. A seventh, Armstrong signee Dustin McGowan, has spent time over the last six years with the Toronto Blue Jays.

Success for former Pirates also extends internationally as former Armstrong pitcher Leon Boyd represented the Netherlands in both the 2008 Beijing Olympics, the 2009 World Baseball Classic and the 2011 Baseball World Cup, won by the Dutch. Graham also represented his native Australia in the World Baseball Classic.

Horst was sent back down to Louisville but received a late-season callup and finished the 2011 season with the Reds, pitching in 12 games and posting a 2.93 ERA, giving up 18 hits in 15 1/3 innings pitched, walking six while striking out nine.

2012 will bring a change in uniforms for Horst as he was traded to the Philadelphia Phillies for utility infielder Wilson Valdez on January 25th. Horst will be in big league camp with the Phillies in February.






## PIRATES WHO HAVE SIGNED PROFESSIONAL CONTRACTS

# - Still Active

! - Reached Major Leagues

1982 Warren Bachmann.....	Drafted by Atlanta	1999 Travis Oglesby .....	Drafted by Arizona
1983 Keith Jones.....	Signed by Atlanta	Chris Humrich .....	Drafted by Montreal
1984 Mike Smicklikas .....	Signed by Atlanta	Adam Bernero # .....	Signed by Detroit
1985 J.D. Scott.....	Signed by St. Louis	Quinn Uzelman .....	Signed, Independent
1986 Mickey Peyton .....	Drafted by Pittsburgh	2000 Kevin Bullard .....	Signed by Arizona
Jim Falzone .....	Drafted by Milwaukee	Jason Olson .....	Drafted by Los Angeles
1987 Bill Gearhart.....	Drafted by San Francisco	Jimmy LaRose .....	Signed, Independent
1988 Calvin Culberson.....	Drafted by Atlanta	Ray Castillo .....	Signed, Independent
Bill Gearhart.....	Drafted by Houston	2001 Bryan Beckmann .....	Signed, Independent
Mike Mitchener.....	Drafted by Chicago (AL)	Haydn Chinn .....	Signed, Independent
1989 Mark Wagenhauser.....	Signed by Pittsburgh	Ross Koenig .....	Signed by Detroit
1990 Larry Owens.....	Drafted by Atlanta	Simon Stoner .....	Signed, Independent
Jeff Pasquale .....	Signed by St. Louis	2002 Brian Allen .....	Signed, Tampa Bay
Rick Sawyer .....	Signed by Cleveland	David Harriman .....	Drafted by Oakland
Steve Russell .....	Signed, Independent	Mick Jordan .....	Drafted by Los Angeles
Darren Lynam .....	Signed, Independent	Kirk Nordness .....	Drafted by Oakland
1991 Bret Donovan.....	Signed by Boston	Mike Roga .....	Drafted by Toronto
John Crowther .....	Drafted by Toronto	2003 Josh Allan .....	Signed, Florida
1992 Eric Chavez .....	Signed by Baltimore	Stacy Bennett .....	Drafted by NY Mets
Daryle Gavlick .....	Drafted by Chicago (NL)	Andrew Graham .....	Drafted by Detroit
Craig Bradshaw.....	Signed by Atlanta	2004 Marcus Barriger .....	Drafted, Tampa Bay
1993 John Booker .....	Signed, Independent	Jon Dobyns .....	Signed, Tampa Bay
Chris DeClue.....	Signed, Independent	Zach Shelnett .....	Signed, Independent
1994 Matt Chambers.....	Signed, Independent	Josh Tallent .....	Signed, Philadelphia
Scott Donovan.....	Drafted by Cleveland	2005 Jon Troop .....	Signed, Independent
Scott DeHaven .....	Signed, Independent	Chris Webb .....	Signed, Independent
Tony Kunka.....	Signed, Independent	Rob Recuenco .....	Signed, Independent
Chris Tidwell.....	Signed, Independent	Leon Boyd # .....	Signed, Independent
1995 Richard Ernst .....	Signed by Texas	2006 Matt Nalutka .....	Signed, Independent
Mike Hopper .....	Signed, Independent	Chase Leatherwood .....	Signed, Independent
Sam DeAlba .....	Signed, Independent	2007 Jeremy Horst # !.....	Drafted, Cincinnati
Doug Louthan .....	Signed, Independent	Truman Marek .....	Signed, Independent
1996 Kenny Hook .....	Signed, Independent	Tyler Evans .....	Signed, Houston
Michael Kleinpeter.....	Signed, Independent	2008 Brad Bohannon .....	Signed, Independent
1997 Scott Harrell .....	Signed by Cincinnati	2009 Cody Walden .....	Signed, Independent
1998 Doug Sessions .....	Drafted by Houston		
Jeremy Wedel .....	Drafted by Philadelphia		
Mark Copeland.....	Signed, Independent		



CALVIN CULBERSON


### DOUG SESSIONS



DUSTIN MCGOWAN




# ALL-AMERICAN HONOR ROLL



**Mike Mitchener**  
1988-1st Team-DH



**Bill Gearhart**  
1988-1st Team-P



**Dana Harding**  
1988-3rd Team-3B



**Calvin Culberson**  
1988-HM-OF




**Chad Armstrong**  
1989-1st Team-OF



**John Middlebrooks**  
1989-HM-C



**Steve Russell**  
1989-HM-2B



**Brad Squibb**  
1989-HM-1B



**Chuck Thompson**  
1989-HM-P



**Chad Armstrong**  
1990-2nd Team-OF



**Paul Krafft**  
1990-3rd Team-P



**Steve Russell**  
1990-3rd Team-2B



**Brad Squibb**  
1990-3rd Team-1B



**John Middlebrooks**  
1990-HM-3B



**Larry Owens**  
1990-HM-P



**Eric Chavez**  
1991-3rd Team-3B



**Bret Donovan**  
1991-HM-P



**Pete Richter**  
1991-HM-OF




**Bill Schmidt**  
1991-HM-P



**Eric Chavez**  
1992-1st Team-3B

# ALL-AMERICAN HONOR ROLL



**Daryle Gavlick**  
1992-1st Team-P



**Roman Miestowski**  
1992-1st Team-1B



**Steve Young**  
1992-2nd Team-OF



**Chris Militsis**  
1993-2nd Team-C



**Scott DeHaven**  
1993-3rd Team-OF



**John Booker**  
1993-3rd Team-1B




**Steve Young**  
1993-HM-OF



**Darryll Boyd**  
1993-HM-P



**Larry Vrtiska**  
1993-HM-P




**Dave McLaughlin**  
1994-1st Team-OF




**Tony Kunka**  
1994-3rd Team-OF



**Chris Tidwell**  
1994-HM-P



**Doug Louthan**  
1995-HM-P




**Jeff Agard**  
1996-HM-P



**Jeremy Wedel**  
1998-3rd-P




**David Harriman**  
2002-1st-C



**Jon Dobyms**  
2003-1st-P



**Matt Nalutka**  
2005-1st-RP



**Jon Troop**  
2005-HM-P



**Truman Marek**  
2006-HM-OF



**Truman Marek**  
2007-HM-OF



**Josh Wilson**  
2008-HM-OF



**Cody Walden**  
2009-HM-SP





# 2011 PEACH BELT CONFERENCE STANDINGS

## 2011 PEACH BELT CONFERENCE FINAL STANDINGS

SCHOOL	EAST DIVISION		SCHOOL	WEST DIVISION	
	PBC	OVERALL		PBC	OVERALL
1. Francis Marion *	18-6	41-16	1. Columbus State	16-8	32-19
<b>2. Armstrong</b>	<b>14-10</b>	<b>35-17</b>	2. Georgia College	15-9	35-17
3. UNC Pembroke ^	13-10	44-12	3. North Georgia	10-14	34-20
4. Lander	11-12	29-24	Georgia Southwestern	10-14	27-21
5. USC Aiken	9-15	29-21	Augusta State	10-14	25-30
Flagler	9-15	21-28	6. Montevallo	8-16	22-26

Francis Marion captured 2011 regular season PBC Title  
UNC Pembroke captured 2011 PBC Tournament title

## 2011 PEACH BELT CONFERENCE STATISTICAL LEADERS

<b>BATTING</b>	<b>AB</b>	<b>H</b>	<b>AVG.</b>	<b>RBI</b>	<b>RBI</b>	<b>STRIKEOUTS</b>	<b>SO</b>			
Chris Ross, Montevallo	158	64	.405	Preston Shuey, FMU	67	Don Sandifer, FMU	105			
Shawn Ward, GC	196	78	.398	Shawn Ward, GC	61	<b>Scott Strickland, Armstrong</b>	<b>104</b>			
Buddy Sosnoskie, FMU	202	80	.396	Tanner Funk, GC	54	Thomas Campbell, CSU	95			
Tanner Funk, GC	204	80	.392	<b>John Roberts, Armstrong</b>	<b>51</b>	Blake Hobby, NGA	88			
Michael Wilson, FMU	227	85	.374	Buddy Sosnoskie, FMU	45	Max Rusch, Flagler	81			
Stephen Carmon, USCA	193	72	.373	Troy Snitker, NGA	44	Brian Willis, UNCP	76			
Keith Whitman, UNCP	183	67	.366	Keith Whitman, UNCP	43	<b>Chris Base, Armstrong</b>	<b>75</b>			
Heath Peterson, Montevallo	173	63	.364	Bruce Alter, CSU	43	Jonathan Arnold, Flagler	74			
Ryan Lewis, CSU	197	71	.360	Travis Echols, GC	43	Thomas McLeod, USCA	72			
Michel Coffey, GSW	203	73	.360	Josh Haley, UNCP	43	Cory Hopper, Lander	72			
<b>HOME RUNS</b>	<b>HR</b>			<b>DOUBLES</b>	<b>2B</b>	<b>WINS</b>	<b>W-L PCT.</b>			
Logan Dollar, CSU	13			Tanner Funk, GC	20	Don Sandifer, FMU	11-3 .786			
Keith Whitman, UNCP	12			<b>John Roberts, Armstrong</b>	<b>18</b>	Brad Isom, UNCP	10-4 .714			
Richard Pirkle, GC	12			Stephen Carmon, USCA	17	Jeffrey Stoner, FMU	9-0 .900			
Bruce Alter, CSU	11			Josh Young, GC	17	Mike Guinane, GC	9-1 .900			
Josh Dabbs, Montevallo	9			Shawn Ward, GC	17	Thomas McLeod, USCA	9-5 .643			
Heath Peterson, Montevallo	8			Jason Coker, UNCP	17	Jason Nicholas, GC	8-2 .800			
Preston Shuey, FMU	8			Chris Ross, Montevallo	16	Scott Shipman, ASU	8-3 .727			
Ryan Lewis, CSU	8			Josh Haley, UNCP	16	<b>Scott Strickland, Armstrong</b>	<b>8-3 .727</b>			
Josh Haley, UNCP	8			Jeff May, Lander	15	<b>Chandler Hall, Armstrong</b>	<b>8-4 .667</b>			
Four tied with	7			Keith Whitman, UNCP	15	Eight tied with	7			
<b>TRIPLES</b>	<b>3B</b>			<b>STOLEN BASES</b>	<b>SB</b>	<b>SAVES</b>	<b>SYS</b>			
Buddy Sosnoskie, FMU	9			Caleb Saggus, ASU	48	Jacob Rickett, NGA	11			
Michael Wilson, FMU	7			Stephen Carmon, USCA	33	Braxton Lewis, UNCP	9			
Stephen Carmon, USCA	7			Josh Young, GC	30	Max Rusch, Flagler	8			
Patrick Daugherty, GC	4			Josh Haley, UNCP	29	Tanner Moore, GC	7			
A.J. Nunziato, Lander	4			Stephen Bellantoni, USCA	23	Brian Satterfield, CSU	6			
John Jones, FMU	4			Patrick Daugherty, GC	19	Patrick Mincey, FMU	5			
<b>John Roberts, Armstrong</b>	<b>3</b>			Jared Allen, GSW	17	Wilson Taylor, ASU	5			
Tyler Bourdo, USCA	3			Ryan Lewis, CSU	16	Three tied with	4			
Blaine Rosenberg, Montevallo	3			Jordan Owens, Lander	14					
17 tied with	2									
				<b>EARNED RUN AVERAGE</b>	<b>GP</b>	<b>W-L</b>	<b>IP</b>	<b>R</b>	<b>ER</b>	<b>ERA</b>
				Blake Hobby, NGA	14	7-3	102.1	30	20	1.76
				Scott Shipman, ASU	14	8-3	95.0	28	19	1.80
				Brian Willis, UNCP	21	7-3	69.2	26	16	2.07
				Tyler Carpenter, CSU	17	6-3	77.1	29	19	2.21
				Don Sandifer, FMU	15	11-3	108	38	28	2.33
				Jeffrey Stoner, FMU	15	9-0	78.2	23	21	2.40
				Trent Franzago, GSW	10	5-4	70.0	23	21	2.70
				Andrew Wallace, NGA	14	4-1	62.2	24	19	2.73
				Josh Bagley, UNCP	13	6-3	84.2	31	26	2.76
				<b>Scott Strickland, Armstrong</b>	<b>15</b>	<b>8-3</b>	<b>111.2</b>	<b>52</b>	<b>36</b>	<b>2.90</b>



# PEACH BELT CONFERENCE YEAR-BY-YEAR



## 1992

TEAM	PBC	W-L
1. <i>Armstrong State #</i>	<i>11-1-1</i>	<i>45-13-1</i>
2. USC Aiken #	10-2-1	45-15-1
3. USC Spartanburg	7-8	20-22
4. Columbus #	6-9	32-23
5. Augusta	5-10	25-26
6. Georgia College	3-12	24-29
* Francis Marion	0-0	30-13

\* Not eligible for conference title  
# NCAA tournament participant

### ALL-PBC

- 1B *Roman Miestowski, ASC*
- 2B Chris Hodge, AC
- 3B *Eric Chavez, ASC*
- SS Ronnie Barnes, AC
- DH Jamie Miller, AC
- C Dave Hieb, USCA
- OF Rob Holderbaum, USCA
- Pete Richter, ASC*
- Doug Ternik, CC
- Steve Young, ASC*
- UI Chris Dorsey, USCA
- P *Daryle Gavlick, ASC*
- Rusty Kea, GC
- Keith Linebarger, CC
- Sam McCollum, USCA

### PLAYER OF THE YEAR

*Eric Chavez, ASC*

### PITCHER OF THE YEAR

*Daryle Gavlick, ASC*

### COACH OF THE YEAR

*Joe Roberts, ASC*

## 1992

### PLAYER OF THE WEEK

- Mar 18 Rusty Kea, GC
- Mar 25 *Mark Ewing, ASC*
- Apr 1 Shane Johnson, USCS
- Apr 7 *Eric Chavez, ASC*
- Apr 15 *Roman Miestowski, ASC*
- Apr 22 Dave Hieb, USCA
- Apr 29 *Eric Chavez, ASC*
- May 7 *Eric Chavez, ASC*

## 1993

TEAM	PBC	W-L
1. <i>Armstrong State #</i>	<i>14-3-1</i>	<i>45-13-1</i>
2. USC Aiken #	13-7	46-18
3. Francis Marion #	13-8	28-15
4. Columbus	10-8	22-25
5. Augusta	9-11	26-26
6. Georgia College	7-13	20-26
7. Pembroke State	7-14	23-30
8. USC Spartanburg	4-13-1	15-25-1
* Kennesaw State	0-0	36-16

\* Not eligible for conference title  
# NCAA tournament participant

### ALL-PBC

- 1B *John Booker, ASC*
- 2B Chris Hodge, AC
- 3B Tom Estep, FMU
- SS Doug Ternik, CC
- DH Ty Stott, USCS
- C *Chris Militsis, ASC*
- OF *Steve Young, ASC*
- Scott DeHaven, ASC*
- Kurt Venneman, USCA
- Ed Evans, CC
- UI Steve Wilfing, FMU
- P Bryan Ward, USCA
- Daryll Boyd, ASC*
- Chris Locane, FMU
- Tony Locey, CC

### PLAYER OF THE YEAR

Chris Hodge, AC

### PITCHER OF THE YEAR

*Daryll Boyd, ASC*

### COACH OF THE YEAR

Gary Gilmore, USCA

## 1993

### PLAYER OF THE WEEK

- Mar 15 *John Booker, ASC*
- Mar 22 *John Booker, ASC*
- Mar 29 Chris Hodge, AC
- Apr 5 *Angel Vega, ASC*
- Apr 12 Steve Wilfing, FMU
- Apr 19 Mike Sullivan, GC

### PITCHER OF THE WEEK

- Mar 15 Steve Lee, USCA
- Mar 22 Chris Locane, FMU
- Mar 29 Rusty Kea, GC
- Apr 5 Jack Baldwin, PSU
- Apr 12 Jim Ridenour, PSU
- Apr 19 Antone Brooks, FMU

## 1994

TEAM	PBC	W-L
1. USC Aiken	16-5	35-22
2. <i>Armstrong State #</i>	<i>15-6</i>	<i>50-15-1</i>
3. Georgia College	14-7	40-18-1
4. Columbus #	11-10	35-23
5. Augusta	10-11	22-30
6. Francis Marion	8-13	14-22
7. Pembroke State	7-14	20-24
8. USC Spartanburg	3-18	14-30
* Kennesaw State	0-0	48-14

\* Not eligible for conference title  
# NCAA tournament participant

### ALL-PBC

- 1B Danny O'Rourke, GC
- 2B Adam Riggs, USCA
- 3B Keith Daugherty, CC
- SS Paul Hibbitts, GC
- DH *Tony Kunka, ASC*
- C Derrick Roadcap, FMU
- OF Tarry Stokes, AC
- Brett Thees, CC
- Jason Westbrook, USCS
- UO *Dave McLaughlin, ASC*
- UI Brian Simpson, USCS
- P *Chris Tidwell, ASC*
- Steve Shimp, GC
- Tim Trawick, CC
- Gary White, USCA

### PLAYER OF THE YEAR

Adam Riggs, USCA

### PITCHER OF THE YEAR

Tim Trawick, CC

### COACH OF THE YEAR

Steve Mrowka, GC

## 1994

### PLAYER OF THE WEEK

- Feb 14 *Deron Spink, ASC*
- Feb 21 Chip Fiscofer, GC
- Mar 9 Danny O'Rourke, GC
- Mar 16 Tarry Stokes, AC
- Mar 23 Tarry Stokes, AC
- Mar 30 Jason Westbrook, USCS
- Apr 6 Carlos Otero, USCA
- Apr 13 Steve Meyer, KSC
- Apr 20 *John Wilson, ASC*

### PITCHER OF THE WEEK

- Feb 14 *Chris Tidwell, ASC*
- Feb 21 Brian Treudler, USCS
- Mar 9 *Scot Donovan, ASC*
- Mar 16 Mason Rose, AC
- Mar 23 Chad McLamb, FMU
- Mar 30 Steve Shimp, GC
- Apr 6 *Chris Tidwell, ASC*
- Apr 13 Mike Zambrano, USCA
- Apr 20 Tim Trawick, CC



AASU  
**PIRATES**





# PEACH BELT CONFERENCE YEAR-BY-YEAR

## 1995

TEAM	PBC	W-L
1. Kennesaw State #	19-4	43-14
2. Georgia College #	17-6	49-19-1
3. Columbus	14-10	39-21
<i>Armstrong State</i>	<b>14-10</b>	<b>27-23</b>
USC Aiken	14-10	34-24
6. Francis Marion	12-12	26-16
7. Augusta	7-17	15-36
8. Pembroke State	6-16	20-26
9. USC Spartanburg	2-20	10-31

# NCAA tournament participant

### ALL-PBC

1B	Chris Grady, GC
2B	Darrell Baggett, KSC
3B	Keith Daugherty, CC
SS	Dustin Sands, FMU
DH	Jason Westbrook, USCS
C	Ryan Coe, KSC
OF	Tarry Stokes, AC
	Brett Thees, CC
	Greg Winters, GC
	Ceano Truesdale, USCA
UI	Mike Terciera, GC
P	Chris McKnight, KSC
	Tim Trawick, CC
	Kris Hale, PSU
	Johnny Whited, GC

### PLAYER OF THE YEAR

Ryan Coe, KSC

### PITCHER OF THE YEAR

Chris McKnight, KSC

### COACH OF THE YEAR

Mike Sansing, KSC

## 1995

### PLAYER OF THE WEEK

Feb 27	Ryan Coe, KSC
Mar 13	Ryan Coe, KSC
Mar 21	Ryan Coe, KSC
Mar 29	Ricky DeSana, USCA
Apr 5	Keith Daugherty, CC
Apr 12	Dusty DeVore, CC
Apr 19	Tarry Stokes, AC
Apr 26	Matt Mathews, CC
May 3	Chris Grady, GC

### PITCHER OF THE WEEK

Feb 27	Kris Hale, PSU
Mar 13	Tim Trawick, CC
Mar 21	Johnny Whited, GC
Mar 29	Jason Hucks, USCA
Apr 5	David Curley, GC
Apr 12	Chris McKnight, KSC
Apr 19	<b>Mike Hopper, ASC</b>
Apr 26	Tim Trawick, CC
May 3	Brett Thees, CC

## 1996

TEAM	PBC	W-L
1. Columbus College #	18-5	38-10
2. Kennesaw State #	17-6	39-14
3. <b>Armstrong State</b>	<b>13-9</b>	<b>31-23</b>
4. Georgia College #	12-11	34-21
5. USC Aiken	10-14	32-23
6. Pembroke State	10-14	24-24
7. Francis Marion	8-13	16-21
8. USC Spartanburg	9-15	18-28
9. Augusta College	7-17	20-30

# NCAA tournament participant

### ALL-PBC

1B	Dusty DeVore, CC
2B	Chris Grady, GC
3B	Jason Backus, GC
SS	Marty Richburg, CC
DH	Brian Autry, FMU
C	Chris Halliday, KSC
OF	Brandon O'Hearn, CC
	Greg Winters, GC
	Ceano Truesdale, USCA
	Kevin Parker, FMU
P	Jason Childers, KSC
<b>P</b>	<b>Jeff Agard, ASC</b>
P	Rodney Stevenson, CC
P	Matt Johnson, USCA

### PLAYER OF THE YEAR

Brandon O'Hearn, CC

### PITCHER OF THE YEAR

Jason Childers, KSC

### COACH OF THE YEAR

Chip Reese, CC

## 1996

### PLAYER OF THE WEEK

Feb 14	Greg Winters, GC
Feb 21	Ryan Girard, AC
Mar 6	Matt Dover, USCS
Mar 14	Chris Halliday, KSC
Mar 20	Mike Faehrich, USCA
Mar 27	Ceano Truesdale, USCA
Apr 3	Dusty DeVore, CC
Apr 10	Jason Backus, GC
Apr 17	Davis Port, CC
Apr 24	<b>Jeff Agard, ASC</b>
May 1	Brandon O'Hearn, CC

### PITCHER OF THE WEEK

Feb 14	Scotty Smith, AC
Feb 21	Quinn Collins, GC
Mar 6	<b>Jeff Agard, ASC</b>
Mar 14	Jason Childers, KSC
Mar 20	<b>Jeff Agard, ASC</b>
Mar 27	Matt Johnson, USCA
Apr 3	Christian Hess, FMU
Apr 10	Rodney Stevenson, CC
Apr 17	Mell Bishop, PSU
Apr 24	Ben Wiggins, CC
May 1	Jason Childers, KSC

## 1997

TEAM	PBC	W-L
1. Kennesaw State #	19-4	47-14
2. Georgia C&SU #	18-6	41-24
3. Francis Marion	14-9	30-17
4. Columbus State	14-10	32-23
5. <b>Armstrong Atlantic</b>	<b>10-14</b>	<b>33-25</b>
6. UNC Pembroke	9-14	27-29
7. Augusta State	9-15	25-28
8. USC-Aiken	9-15	21-35
9. USC-Spartanburg	4-19	10-33

# NCAA tournament participant

### ALL-PBC

1B	Dale Beasley, ASU
2B	Chris Howard, GCSU
3B	Jason Backus, GCSU
SS	Marty Richburg, CSU
DH	Steve Mitrovich, FMU
C	Matt Mathews, CSU
OF	Brannon Whatley, KSU
	Richie Blankenship, GCSU
	Ryan Peavey, GCSU
	Burt Beatson, FMU
UI	Seth LaFera, KSU
P	Steven Padgett, ASU
	Kevin Mobley, GCSU
	Jeremy Haplin, FMU
	Donnie Thomas, KSU

### PLAYER OF THE YEAR

Marty Richburg, CSU

### PITCHER OF THE YEAR

Donnie Thomas, KSU

### FRESHMAN OF THE YEAR

Mike Ryan, USCS

### COACH OF THE YEAR

Steve Mrowka, GCSU

## 1997

### PLAYER OF THE WEEK

Feb 19	Chad Mathis, CSU
Mar 5	Steve Mitrovich, FMU
Mar 12	Dale Beasley, ASU
Mar 19	Tory Tarlenton, ASU
Mar 26	<b>Adam Wilson, AASU</b>
Apr 2	Jason Backus, GCSU
Apr 9	Ryan Peavey, GCSU
Apr 16	Marty Richburg, CSU
Apr 23	<b>Matt Griffin, AASU</b>
Apr 30	Lee Carter, FMU
May 7	Brannon Whatley, KSU

### PITCHER OF THE WEEK

Feb 19	Brian McDonald, CSU
Mar 5	Jerry Waller, FMU
Mar 12	Dan Wiggins, GCSU
Mar 19	<b>Mark Copeland, AASU</b>
Mar 26	Chip Cason, GCSU
Apr 2	<b>Mark Copeland, AASU</b>
Apr 9	Donnie Thomas, KSU
Apr 16	Donnie Thomas, KSU
Apr 23	Kevin Mobley, GCSU
Apr 30	Kevin Mobley, GCSU
May 7	Jason Childers, KSU

# PEACH BELT CONFERENCE YEAR-BY-YEAR



## 1998

TEAM	PBC	W-L
1. Kennesaw State #	27-1	61-5
2. North Florida	15-11	32-21
3. Georgia C&SU	16-12	31-26
4. Lander	15-12	24-28
5. <b>Armstrong Atl. #</b>	<b>15-14</b>	<b>38-21</b>
6. Francis Marion	15-14	23-24
7. Columbus State #	14-14	34-27
8. USC Aiken	13-16	27-25
9. Augusta State	11-16	23-25
10. UNC Pembroke	8-20	24-25
11. USC Spartanburg	5-24	13-39

# NCAA tournament participant

### ALL-PBC

- 1B Brad Bouras, CSU
- 2B Dustin Sands, FMU
- 3B Nathan Cothran, KSU
- SS Bobby Jensen, USCA
- DH Barry Mongello, FMU
- C **Andy Ysalgue, AASU**
- OF **David Ruhr, AASU**
- Brannon Whatley, KSU
- Aaron Fera, GCSU
- Jason Jones, KSU
- UI Johnny Pickens, CSU
- P **Jeremy Wedel, AASU**
- Dusty Keppen, KSU
- Chris Bowen, KSU
- Casey Bates, CSU

### PLAYER OF THE YEAR

Jason Jones, KSU

### PITCHER OF THE YEAR

**Jeremy Wedel, AASU**

### FRESHMAN OF THE YEAR

Brad Bouras, CSU

### COACH OF THE YEAR

Mike Sansing, KSU

## 1998

### PLAYER OF THE WEEK

- Feb 17 Beau Whitenack, USCA
- Mar 3 Nathan Cothran, KSU
- Mar 11 Robbie Smith, ASU
- Mar 18 David Ruhr, AASU**
- Mar 25 Andy Bast, GCSU
- Apr 1 Nathan Cothran, KSU
- Apr 8 Johnny Pickens, CSU
- Apr 15 Antonio Evans, USCA
- Apr 22 Kevin Jackson, UNF
- Apr 29 Dustin Sands, FMU
- May 6 Brannon Whatley, KSU

### PITCHER OF THE WEEK

- Feb 17 Casey Bates, CSU
- Mar 3 Chris Bowen, KSU
- Mar 11 Jonathan Aaron, LU
- Mar 18 Quinn Uzelman, AASU**
- Mar 25 Trey Brasington, UNCP
- Apr 1 Jeremy Wedel, AASU**
- Apr 8 Kevin Hiers, ASU
- Apr 15 Gary Bohannon, KSU
- Apr 22 Jeremy Wedel, AASU**
- Apr 29 Casey Bates, CSU
- May 6 Jeremy Wedel, AASU**

## 1999

TEAM	PBC	W-L
1. North Florida #	22-8	43-17
2. Kennesaw State #	21-9	49-14
3. Columbus State	20-9	34-17
4. <b>Armstrong Atl. #</b>	<b>19-9</b>	<b>42-14</b>
5. Lander	18-12	33-15
6. Georgia C&SU	18-12	34-21
7. Augusta State	14-16	27-29
8. UNC Pembroke	8-20	23-26
9. Francis Marion	8-21	14-28
10. USC Aiken	8-22	20-32
11. USC Spartanburg	5-24	21-33

# NCAA tournament participant

### ALL-PBC

- 1B Brad Bouras, CSU
- 2B Willie Harris, KSU
- 3B Willie Carter, ASU
- SS Josh Turner, LU
- INF Lee McCool, UNF
- DH Callahan Morden, USCS
- C K. Kay, UNF; R. Cornett, CSU
- UT Jason Lockhart, UNCP
- OF Jason Jones, KSU
- Matt Schneider, UNF
- Aaron Fera, GCSU
- Antonio Evans, USCA
- Julu Foreman, ASU
- P **Adam Bernero, AASU**
- Dusty Keppen, KSU
- Jonathan Aaron, LU
- T. Pierce, CSU; G. Perry, KSU
- RP **Chris Humrich, AASU**

### PLAYER OF THE YEAR

Jason Jones, KSU

### PITCHER OF THE YEAR

Tony Pierce, CSU

### FRESHMAN OF THE YEAR

Matt Incinelli, UNF

### COACH OF THE YEAR

Dusty Rhodes, UNF

## 1999

### PLAYER OF THE WEEK

- Feb 16 Kevin Bullard, AASU**
- Mar 2 Aaron Fera, GCSU
- Mar 10 Matt Schneider, UNF
- Mar 17 Brad Bouras, CSU
- Mar 24 Jason Jones, KSU
- Mar 31 Lee McCool, UNF
- Apr 7 Jason Jones, KSU
- Apr 14 Willie Carter, ASU
- Apr 21 Jason Jones, KSU
- Apr 28 Willie Harris, KSU
- May 3 Brad Bouras, CSU

### PITCHER OF THE WEEK

- Feb 16 Adam Bernero, AASU**
- Mar 2 Anthony Marini, KSU
- Mar 10 Stephen Stewart, UNF
- Mar 17 Dana Reece, CSU
- Mar 24 Tony Pierce, CSU
- Mar 31 Marty Watson, FMU
- Apr 7 Adam Bernero, AASU**
- Apr 14 Tony Pierce, CSU
- Apr 21 Joey Williams, AASU**
- Apr 28 Anthony Marini, KSU
- May 3 Dana Reece, CSU

## 2000

TEAM	PBC	W-L
1. North Florida #	26-4	49-14
2. Georgia C&SU #	19-11	39-20
3. Columbus State	19-11	32-24
4. Kennesaw State #	18-12	38-20
5. Francis Marion	15-13	23-20
6. <b>Armstrong Atlantic</b>	<b>15-15</b>	<b>37-17</b>
7. USC Aiken	15-15	29-27
8. Lander	13-17	27-25
9. Augusta State	12-18	25-29
10. USC Spartanburg	6-24	13-40
11. UNC Pembroke	5-23	17-36

# NCAA tournament participant

### ALL-PBC

- 1B Brad Bouras, CSU
- 2B Lee McCool, UNF
- 3B Greg Labbe, UNF
- SS Alfredo Lugo, GCSU
- DH Chris Carr, GCSU
- C K. Kay, UNF; T. Strange, ASU
- UT K. Langley, FMU; R. Buffkin, ASU
- OF Kyle Catrett, UNF
- Travis Evans, KSU
- Chris Clark, UNCP
- J.P. Songin, GCSU
- Juju Foreman, ASU
- P Matt Incinelli, UNF
- Jason Burdette, CSU
- Adam Horne, UNF
- M. Smith, GCSU; L. Rodney, KSU
- RP Jerrod Payne, UNF

### PLAYER OF THE YEAR

Brad Bouras, CSU

### PITCHER OF THE YEAR

Matt Incinelli, UNF

### FRESHMAN OF THE YEAR

Travis Evans, KSU

### COACH OF THE YEAR

Dusty Rhodes, UNF

## 2000

### PLAYER OF THE WEEK

- Feb 15 Nolan Graham, FMU
- Feb 22 Brad Bouras, CSU
- Mar 8 Brad Bouras, CSU
- Mar 15 J.P. Songin, GCSU
- Mar 22 Juan Rodriguez, LU
- Mar 29 Josh Corr, ASU
- Apr 5 Travis Evans, KSU
- Apr 12 Kyle Catrett, UNF
- Apr 19 Lee McCool, UNF
- Apr 26 Chris Carr, GCSU
- May 2 Kevin Bullard, AASU**

### PITCHER OF THE WEEK

- Feb 15 Joey Williams, AASU**
- Feb 22 Zach Conrad, USCA
- Mar 8 Kyle Lucas, FMU
- Mar 15 Steve Pacheco, GCSU
- Mar 22 Lee Rodney, KSU
- Mar 29 Matt Incinelli, UNF
- Apr 5 Nate Cotton, KSU
- Apr 12 Nat Stoner, FMU
- Apr 19 Lee Rodney, KSU
- Apr 26 Mike Wood, UNF
- May 2 John Miniscalco, CSU





# PEACH BELT CONFERENCE YEAR-BY-YEAR

## 2001

TEAM	PBC	W-L
1. North Florida #	25-5	47-17
2. Kennesaw State #	21-9	45-15
3. GC&SU #	20-10	41-18
4. <b>Armstrong Atlantic</b>	<b>18-12</b>	<b>38-15</b>
5. Lander	18-12	33-18
6. Columbus State	15-15	37-19
7. USC Aiken	14-16	30-25
8. Augusta State	11-19	28-24
9. UNC Pembroke	10-20	27-26
10. Francis Marion	9-21	24-27
11. USC Spartanburg	4-26	12-42

# NCAA tournament participant

### ALL-PBC

- 1B Chris Carr, GCSU
- 2B Lloyd Turner, KSU
- 3B Ladd Hammond, CSU
- SS Alfredo Lugo, GCSU
- DH Brad Bouras, CSU
- C Will Foskey, ASU
- David Harriman, AASU**
- UT Donny Hood, KSU
- Bo Counts, KSU
- OF **Kirk Nordness, AASU**
- Ricky Willis, UNF
- Matt May, ASU
- Tavis Cummings, USCA
- Travis Evans, KSU
- P Matt Incinelli, UNF
- Tod Ewasko, UNF
- B.J. Brinkmeier, AASU**
- S. Pacheco, GCSU
- B. Rauch, UNF
- RP Brad Reed, KSU

### PLAYER OF THE YEAR

Chris Carr, GC&SU

### PITCHER OF THE YEAR

Tod Ewasko, UNF

### FRESHMAN OF THE YEAR

Dustin Atkinson, KSU

### COACH OF THE YEAR

Dusty Rhodes, UNF

## 2001

### PLAYER OF THE WEEK

- Feb 13 **Ryan Chromek, AASU**
- Feb 20 Jay Bayer, CSU
- Feb 27 Ben Johannng, UNF
- Mar 6 Alfredo Lugo, GCSU
- Mar 13 Chris Gilstrap, CSU
- Mar 20 Chris Carr, GCSU
- Mar 27 Chris Carr, GCSU
- Apr 3 Bo Counts, KSU
- Apr 10 **David Harriman, AASU**
- Apr 17 **David Harriman, AASU**
- Apr 24 Brad Bouras, CSU
- May 1 Donny Hood, KSU

### PITCHER OF THE WEEK

- Feb 13 Zach Conrad, USCA
- Feb 20 Brian Rauch, UNF
- Feb 27 Tod Ewasko, UNF
- Mar 6 Buck Bradberry, CSU
- Mar 13 **B.J. Brinkmeier, AASU**
- Mar 20 Kyle Lucas, FMU
- Mar 27 Ben Genrich, KSU
- Apr 3 Kyle Lucas, FMU
- Apr 10 Andy Mitchell, USCA
- Apr 17 Mark Ray, Lander
- Apr 24 Zach Conrad, USCA
- May 1 Tod Ewasko, UNF

## 2002

TEAM	PBC	W-L
1. Kennesaw State #	25-5	46-13
2. North Florida #	23-7	40-16
3. Columbus State #	21-9	48-15
4. GC&SU	20-10	36-18
5. USC Aiken	16-14	37-19
6. Augusta State	13-16	30-24
7. Francis Marion	13-17	26-27
8. <b>Armstrong Atlantic</b>	<b>11-18</b>	<b>34-21</b>
9. UNC Pembroke	9-21	25-29-1
10. Lander	7-22	19-29
11. USC Spartanburg	5-24	21-34

# NCAA tournament participant

### ALL-PBC

- 1B Chris Cooper, ASU
- 2B Demetrick Drumming, USCA
- 3B Lloyd Turner, KSU
- SS Donny Hood, KSU
- DH Tavis Cummings, USCA
- C **David Harriman, AASU**
- Andrew Ginther, CSU
- UT Ryan Soehlig, UNF
- Chris Gilstrap, CSU
- OF **Kirk Nordness, AASU**
- Ashley Farr, USCA
- Travis Evans, KSU
- Andy Jewell, UNCP
- Gary Harris, GC&SU
- P Matt Incinelli, UNF
- Jason Burdette, CSU
- Mike Roga, AASU**
- Grant Reynolds, KSU
- Michael Joyce, GC&SU
- RP Brian Baker, CSU

### PLAYER OF THE YEAR

Donny Hood, KSU

### PITCHER OF THE YEAR

Grant Reynolds, KSU

### FRESHMAN OF THE YEAR

Chris Nowak, USC Spartanburg

### COACH OF THE YEAR

Mike Sansing, KSU

## 2002

### PLAYER OF THE WEEK

- Feb 11 Jon Chappell, GCSU
- Feb 18 **Stacy Bennett, AASU**
- Mar 5 **David Harriman, AASU**
- Mar 11 Ricky Willis, UNF
- Mar 18 Donny Hood, KSU
- Mar 25 Taylor Groce, CSU
- Apr 1 Ashley Farr, USCA
- Apr 8 Ryan Soehlig, UNF
- Apr 15 Andrew Ginther, CSU
- Apr 22 Chris Gilstrap, CSU
- Apr 29 Ladd Hammond, CSU
- May 13 Christian Corvos, GCSU

### PITCHER OF THE WEEK

- Feb 11 Matt Incinelli, UNF
- Feb 18 **Brian Allen, AASU**
- Mar 5 Paul Ferrell, USCA
- Mar 11 **Mike Roga, AASU**
- Mar 18 Adam Horne, UNF
- Mar 25 Grant Reynolds, KSU
- Apr 1 Matt Goyen, GCSU
- Apr 8 Jason Burdette, CSU
- Apr 15 Erin Jones, FMU
- Apr 22 Jason Nuzny, USCA
- Apr 29 Matt Pender, KSU
- May 13 Jason Burdette, CSU

## 2003

TEAM	PBC	W-L
1. <b>Armstrong Atlantic</b>	<b>20-10</b>	<b>36-15</b>
North Florida #	18-9	39-18
3. Kennesaw State #	18-10	30-20
4. Francis Marion #	18-12	40-18
5. Columbus State	15-14	33-20
6. GC&SU	15-15	29-22
7. Augusta State	13-16	30-21
USC Aiken	13-16	30-24
9. Lander	10-19	27-29
10. UNC Pembroke	10-20	28-25
11. USC Spartanburg	9-18	28-26

# NCAA tournament participant

### ALL-PBC

- 1B Taylor Groce, CSU
- 2B Demetrick Drumming, USCA
- 3B Jose Leger, GC&SU
- SS Jason Weaver, FMU
- DH John Graham, ASU
- C Eddie Campbell, GC&SU
- Andrew Ginther, CSU
- UT **Stacy Bennett, AASU**
- Scott Conway, KSU
- OF Matt May, ASU
- Ashley Farr, USCA
- Jon Love, KSU
- Jeff Millsaps, UNF
- Clint Keown, USCA
- P Erin Jones, FMU
- Robert Burris, UNF
- Jon Dobyms, AASU**
- Grant Reynolds, KSU
- Jeremy Olson, AASU**
- RP Justin Cerrato, UNF

### PLAYER OF THE YEAR

Ashley Farr, USCA

### PITCHER OF THE YEAR

Grant Reynolds, KSU

### FRESHMAN OF THE YEAR

Bennett Mayfield, ASU

### COACH OF THE YEAR

**Joe Roberts, AASU**

## 2003

### PLAYER OF THE WEEK

- Feb 11 **George Fletcher, AASU**
- Feb 18 Bob Fenn, LU
- Feb 25 Scott Conway, KSU
- Mar 11 Brian Koon, CSU
- Mar 17 Ashley Farr, USCA
- Mar 24 Marion Knowles, UNF
- Mar 31 Ashley Farr, USCA
- Apr 7 **Brandon McKinnon, AASU**
- Apr 14 Jeff Millsaps, UNF
- Apr 21 **Stacy Bennett, AASU**
- Apr 28 Clint Keown, USCA
- May 13 Jeff Millsaps, UNF

### PITCHER OF THE WEEK

- Feb 11 Erin Jones, FMU
- Feb 18 Grant Reynolds, KSU
- Feb 25 Grant Reynolds, KSU
- Mar 11 Brian Baker, CSU
- Mar 17 Grant Reynolds, KSU
- Mar 24 Grant Reynolds, KSU
- Mar 31 Justin Cerrato, UNF
- Apr 7 Grant Reynolds, KSU
- Apr 14 Brent Hitz, UNCP
- Apr 21 David Wilson, LU
- Apr 28 David Wilson, LU
- May 13 **Jeremy Olson, AASU**



# PEACH BELT CONFERENCE YEAR-BY-YEAR



## 2004

TEAM	PBC	W-L
1. North Florida #	23-7	41-18
2. Columbus State #	20-10	40-21
3. Augusta State #	19-11	38-13
4. Kennesaw State	15-15	32-24
5. Francis Marion	13-14	29-17
GCSU	13-14	32-22
7. Lander	14-16	33-23
8. UNC Pembroke	12-18	25-27
USC Aiken	12-18	30-26
10. USC Spartanburg	11-19	24-28
<b>11. Armstrong Atlantic 10-20</b>	<b>29-27</b>	

# NCAA tournament participant

### ALL-PBC

- 1B Joey Russell, UNF
- 2B David Walton, Lander
- 3B Bradley Key, USCA
- SS Bennett Mayfield, ASU
- DH Kevin Gergel, KSU
- C Sam Barth, ASU
- Michael Pelley, AASU**
- UT Chris Nowak, USCS
- Jose Leger, GCSU
- OF Scott Hendrix, KSU
- Adrian Colton, KSU
- Jeff Millsaps, UNF
- Jamie Langham, GCSU
- Larry Pittmon, CSU
- P Brandon Durden, GCSU
- Travis Stanton, UNF
- David Wilson, Lander
- David Riviera, ASU
- Erin Jones, FMU
- RP Brian Baker, CSU

### PLAYER OF THE YEAR

Larry Pittmon, CSU

### PITCHER OF THE YEAR

Travis Stanton, UNF

### FRESHMAN OF THE YEAR

Cody Williams, ASU

### COACH OF THE YEAR

Dusty Rhodes, UNF

## 2004

### PLAYER OF THE WEEK

- Feb 10 Larry Pittmon, CSU
- Feb 17 Andrew Rosen, UNCP
- Feb 24 Brian Baker, CSU
- Mar 9 Bradley Key, USCA
- Mar 15 Joey Russell, UNF
- Mar 22 Nick Steward, FMU
- Mar 29 Ashley Farr, USCA
- Apr 5 Bradley Key, USCA
- Apr 12 Chris Demons, ASU
- Apr 19 Larry Pittmon, CSU
- Apr 26 Larry Pittmon, CSU
- May 3 Josh Howard, UNF

### PITCHER OF THE WEEK

- Feb 10 Joel Sayre, GCSU
- Feb 17 Trevor Berryhill, USCS
- Feb 24 Brian Baker, CSU
- Mar 9 Travis Stanton, UNF
- Mar 15 David Wilson, Lander
- Mar 22 Nathan Miller, CSU
- Mar 29 Travis Stanton, UNF
- Apr 5 Ashley Brewer, UNCP
- Apr 12 Matt Joaquim, ASU
- Apr 19 Erin Jones, FMU
- Apr 26 Brandon Williams, USCS
- May 3 Judson Bradley, CSU

## 2005

TEAM	PBC	W-L
1. North Florida #	23-7	48-16
2. Kennesaw State #	19-11	37-22
3. Francis Marion #	17-12-1	34-16-1
4. USC Aiken #	16-14	40-19
5. GCSU	15-15	33-20
<b>6. Armstrong Atlantic 14-15</b>	<b>34-16</b>	
7. USC Upstate	14-16	33-21
8. Augusta State	12-17-1	28-25-1
9. UNC Pembroke	12-18	31-23
10. Lander	11-18	30-28
11. Columbus State	10-20	22-30

# NCAA tournament participant

### ALL-PBC

- 1B Marion Knowles, UNF
- 2B Matt Goyea, Upstate
- 3B Jon Skorupski, UNF
- SS Mike DeVeaux, GCSU
- DH Brennan Grogan, UNF
- C Robert Davis, USCA
- Kevin Gergel, KSU
- UT **Adam Pelley, AASU**
- Daniel Quarararo, USCA
- OF Brandon Sumlin, ASU
- Quentin Davis, FMU
- David Walton, Lander
- Sadry Cafe, UNF
- Steve Worrell, CSU
- P **Jon Troop, AASU**
- Lee Tabor, FMU
- David Wilson, Lander
- Matt Goyen, GCSU
- Brian Baker, CSU
- RP **Matt Nalutka, AASU**

### PLAYER OF THE YEAR

Mike DeVeaux, GCSU

### PITCHER OF THE YEAR

Matt Goyen, GCSU

### CO-FRESHMAN OF THE YEAR

Kyle Bowley, Upstate

Dylan Owen, FMU

### COACH OF THE YEAR

Dusty Rhodes, UNF

## 2005

### PLAYER OF THE WEEK

- Feb 8 **Brad Bohannon, AASU**
- Feb 15 Sam Barth, ASU
- Feb 22 Walter Cochrane, Lander
- Mar 8 Stephen Worrell, CSU
- Mar 14 Kevin Gergel, KSU
- Mar 21 Jon Love, KSU
- Mar 28 Eric Davis, Upstate
- Apr 4 Sadry Cafe, UNF
- Apr 11 Scott Hendrix, KSU
- Apr 18 **Adam Pelley, AASU**
- Apr 25 Sadry Cafe, UNF
- May 2 **Sean Hotzak, AASU**

### PITCHER OF THE WEEK

- Feb 8 Josh Papelbon, UNF
- Feb 15 James Luper, UNCP
- Feb 22 Matt Goyen, GCSU
- Mar 8 **Chase Leatherwood, AASU**
- Mar 14 Dylan Owen, FMU
- Mar 21 Steve Dunham, USCA
- Mar 28 Matt Goyen, GCSU
- Apr 4 Steve Dunham, USCA
- Apr 11 Brian Baker, CSU
- Apr 18 **Matt Nalutka, AASU**
- Apr 25 Josh Papelbon, UNF
- May 2 Matt Goyen, GCSU

## 2006

TEAM	PBC	W-L
1. GCSU #	22-5	53-12
2. Francis Marion #	19-8	41-18
3. Columbus State #	16-11	41-20
4. USC Aiken #	15-12	45-19
5. <b>Armstrong Atlantic # 14-13</b>	<b>40-18-1</b>	
6. USC Upstate	13-14	33-24
Lander	13-14	31-22-9
8. UNC Pembroke	12-15	32-24
9. North Georgia	9-18	32-29
10. Augusta State	2-25	15-37

# NCAA tournament participant

### ALL-PBC

- 1B Barrett Otto, UNCP
- 2B Brian Lauderdale, NGA
- 3B Ian Kowalchuk, USCA
- SS Mike DeVeaux, GCSU
- DH Daniel Heflin, AASU
- C Robert Davis, USCA
- Miguel Donate, AASU
- UT Jesse Barbaro, Lander
- OF Brandon Anderson, GCSU
- Truman Marek, AASU
- Drew Candlin, CSU
- Michael Kohn, Upstate
- P Michael Antonini, GCSU
- Dylan Owen, FMU
- Korey Noles, CSU
- Chris Munn, Lander
- RP Nick Wandless, USCA
- Michael Newman, GCSU

### PLAYER OF THE YEAR

Brian Lauderdale, NGA

### PITCHER OF THE YEAR

Dylan Owen, FMU

### FRESHMAN OF THE YEAR

Taylor Norfleet, FMU

### COACH OF THE YEAR

Chris Calciano, GCSU

## 2006

### PLAYER OF THE WEEK

- Feb 7 Drew Candlin, CSU
- Feb 14 Barrett Otto, UNCP
- Feb 21 **Jarin Lewis, AASU**
- Feb 28 Brandon Anderson, GCSU
- Mar 7 **Daniel Heflin, AASU**
- Mar 13 Brad Linton, CSU
- Mar 20 Gabe McCann, Lander
- Mar 28 **Brad Bohannon, AASU**
- Apr 3 Hans Stancil, GCSU
- Apr 11 Bret Hansen, Upstate
- Apr 17 Brandon Anderson, GCSU
- Apr 24 Nick Stewart, FMU
- May 1 Rich Janofsky, GCSU
- May 8 Brian Lauderdale, NGA

### PITCHER OF THE WEEK

- Feb 7 Lee Tabor, FMU
- Feb 14 Gary Lee, USCA
- Feb 21 Nick Wandless, USCA
- Feb 28 Jacob Allen, UNCP
- Mar 6 Michael Newman, GCSU
- Mar 13 Michael Antonini, GCSU
- Mar 20 **John Ducey, AASU**
- Mar 28 Nick Wandless, USCA
- Apr 3 Pete Pignatiello, USCA
- Apr 11 Lee Tabor, FMU
- Apr 17 Dylan Owen, FMU
- Apr 24 Wes Sorrells, GCSU
- May 1 Jordan Carter, UNCP
- May 8 Nick Wandless, USCA



# PEACH BELT CONFERENCE YEAR-BY-YEAR

## 2007

## 2008

## 2009

TEAM	PBC	W-L
1. GCSU #	23-7	46-16
2. Columbus State #	22-8	51-19
3. Francis Marion	18-12	36-18
4. North Georgia	17-13	34-22
5. <b>Armstrong Atlantic # 15-15</b>	<b>39-23</b>	
USC Aiken #	15-15	39-24
USC Upstate	15-15	34-25
8. Augusta State	11-16	27-26
9. Lander	9-21	20-34
10. UNC Pembroke	9-21	30-25
11. Ga. Southwestern	8-19	15-29

TEAM	PBC	W-L
1. Columbus State #	19-8	43-19
2. USC Aiken #	18-9	47-17
3. Francis Marion	16-11	34-20
5. North Georgia #	16-11	41-21
6. GCSU	15-12	33-24
7. <b>Armstrong Atlantic # 14-13</b>	<b>27-23</b>	
UNC Pembroke	14-13	33-23
8. Augusta State	9-18	28-27
9. Ga. Southwestern	7-20	17-34
Lander	7-20	20-33

TEAM	PBC	W-L
1. USC Aiken #	18-9	42-19
2. Francis Marion #	16-9	38-15-1
3. GCSU #	16-11	37-19
4. Armstrong Atlantic	15-12	38-18
North Georgia	15-12	34-24
6. UNC Pembroke	13-13	37-17
7. Columbus State	12-14	27-23
8. Augusta State	11-16	26-31
9. Lander	8-17	25-23
Ga. Southwestern	8-17	19-33

# NCAA tournament participant

# NCAA tournament participant

# NCAA tournament participant

### ALL-PBC

Michael Antonini, GCSU  
 Anthony Arrington, CSU  
 Jesse Barbaro, Lander  
 Drew Candlin, CSU  
 Jarrett Coker, CSU  
 Chris Curtis, North Georgia  
**Tyler Evans, AASU**  
**Sean Hotzak, AASU**  
 Billy Howard, CSU  
 Matt Howard, GCSU  
 Chad Jacobsen, USC Aiken  
 Brad Linton, CSU  
**Truman Marek, AASU**  
 Bennett Mayfield, ASU  
 Justin Mills, GCSU  
 Michael Newman, GCSU  
 Dylan Owen, FMU  
 Rodney Rutherford, CSU  
 Chris Sheehan, USC Aiken  
 Hans Stancil, GCSU  
 Nick Stewart, FMU  
 Michael Ward, FMU  
PLAYER OF THE YEAR  
 Justin Mills, GCSU  
PITCHER OF THE YEAR  
 Dylan Owen, FMU  
FRESHMAN OF THE YEAR  
 Craig Brisson, North Georgia  
COACH OF THE YEAR  
 Tom Cantrell, North Georgia

### ALL-PBC

1B Chad Jacobsen, USC Aiken  
 2B Brandon Masters, CSU  
 3B Rodney Rutherford, CSU  
 SS Jason Morales, UNCP  
 DH Richard Pirkle, GCSU  
 C Jared Barkdoll, FMU  
 C J. Bressoud, CSU  
 UT Rob Flanigan, North Ga.  
 UT Ken Raborn, USC Aiken  
 OF Craig Brisson, North Ga.  
 Jonnie Geiger, CSU  
 Justin Greene, FMU  
 Shannon Wilkerson, ASU  
**Josh Wilson, AASU**  
 P Chris Curtis, North Ga.  
 Danny Davidson, CSU  
 Corey Noles, CSU  
 Peden Rucker, USC Aiken  
 Scott Wandless, USC Aiken  
 RP Ryan Kirkman, UNCP  
PLAYER OF THE YEAR  
 Chad Jacobsen, USC Aiken  
PITCHER OF THE YEAR  
 Corey Noles, CSU  
FRESHMAN OF THE YEAR  
 Preston Shuey, FMU  
COACH OF THE YEAR  
 Greg Appleton, CSU

### ALL-PBC FIRST TEAM

1B Ken Raborn, USC Aiken  
 2B Jason Coker, UNCP  
 3B Andre Airich, North Ga.  
 SS Barrett Kleinknecht, FMU  
 DH Travis Howard, USC Aiken  
 C Jared Barkdoll, FMU  
 UT Seth Kivett, UNCP  
 OF Kevin Dietrich, UNCP  
 Cody McMorris, USC Aiken  
 Shannon Wilkerson, ASU  
**Alex Wyche, AASU**  
 P Jarrett Coker, CSU  
 Matt McGovern, UNCP  
**Cody Walden, AASU**  
 David Walters, FMU  
 RP Martin Dewald, GCSU

### ALL-PBC SECOND TEAM

1B **Kenny Cail, AASU**  
 2B Brooks Robinson, GCSU  
 3B Keon Graves, FMU  
 SS Chandler Snell, GCSU  
 DH Jacob Wallace, FMU  
 C Brian Gordon, CSU  
 UT Brad Hall, North Ga.  
 OF Sean Harrell, GCSU  
 Bud Lanier, Lander  
 Alex Montes, CSU  
 Tim Rawlings, ASU  
 P **Thomas Gray, AASU**  
 Phillip Robinson, CSU  
 Steven Spire, USC Aiken  
 Zack Whitman, Ga. Southwestern  
 RP Brandon Forshee, FMU

PLAYER OTY Matt McGovern, UNCP  
PITCHER OTY Stephen Carmon, USCA  
FRESHMAN OTY Kenny Thomas, USCA  
COACH OTY

## 2007

### PLAYER OF THE WEEK

Feb 6 Justin Mills, GCSU  
 Feb 13 **Truman Marek, AASU**  
 Feb 20 Kurt McKee, CSU  
 Feb 27 Chris Sheehan, USCA  
 Mar 6 Craig Brisson, North Ga.  
 Mar 12 Kevin Dietrich, UNCP  
 Mar 19 Hans Stancil, GCSU  
 Mar 26 Justin Rickett, North Ga.  
 Apr 2 Justin Rickett, North Ga.  
 Apr 9 Drew Candlin, CSU  
 Apr 16 Drew Candlin, CSU  
 Apr 23 Justin Greene, FMU  
 Apr 30 Pete Paris, GCSU

### PITCHER OF THE WEEK

Feb 6 **Nate Herder, AASU**  
 Feb 13 Dylan Owen, FMU  
 Feb 20 Beau Hill, USCA  
 Feb 27 Michael Antonini, GCSU  
 Mar 6 Dave Cockroft, UNCP  
 Mar 12 Matt Howard, GCSU  
 Mar 19 Dave Cockroft, UNCP  
 Mar 26 Tim Fournier, USC Upstate  
 Apr 2 Anthony Arrington, CSU  
 Apr 9 **Truman Marek, AASU**  
 Apr 16 Chris Curtis, North Ga.  
 Apr 23 Andy Reichard, GCSU  
 Apr 30 Chris Curtis, North Ga.

## 2008

### PLAYER OF THE WEEK

Feb 12 **Derrek Miller, AASU**  
 Feb 19 Jon-Jon Mirra, UNCP  
 Feb 26 Chad Jacobsen, USCA  
 Mar 2 Gary Owens, USCA  
 Mar 10 Chad Jacobsen, USCA  
 Mar 17 Bryson Smith, ASU  
 Mar 24 Jonnie Geiger, CSU  
 Mar 31 Shannon Wilkerson, ASU  
 Apr 7 Rob Flanigan, North Ga.  
 Apr 14 Rodney Rutherford, CSU  
 Apr 21 Justin Greene, FMU  
 Apr 28 Rodney Rutherford, CSU  
 May 5 **Joey Davis, AASU**

### PITCHER OF THE WEEK

Feb 12 Justin Yow, UNCP  
 Feb 19 Justin Fry, USCA  
 Feb 26 Corey Noles, CSU  
 Mar 2 David Walters, FMU  
 Mar 10 Michael Patton, North Ga.  
 Mar 17 Corey Noles, CSU  
 Mar 24 Daniel Hinchberger, Lander  
 Mar 31 Peden Rucker, USC Aiken  
 Apr 7 Danny Davidson, CSU  
 Apr 14 Corey Noles, CSU  
 Apr 21 James Wiley, North Ga.  
 Apr 28 Michael Newman, GCSU  
 May 5 **Cody Walden, AASU**

### PLAYER OF THE WEEK

Feb 10 Ken Raborn, USC Aiken  
 Feb 17 Shannon Wilkerson, ASU  
 Feb 24 Derek Johns, GCSU  
 Mar 3 Jordan Pegram, UNCP  
 Mar 10 Tim Rawlings, ASU  
 Mar 17 Travis Howard, USC Aiken  
 Mar 23 Travis Howard, USC Aiken  
 Mar 31 Andre Airich, North Ga.  
 Apr 7 Shannon Wilkerson, ASU  
 Apr 13 Kevin Dietrich, UNCP  
 Apr 20 Joe Mangum, UNCP  
 Apr 27 Alex Montes, CSU  
 May 4 Travis Howard, USC Aiken

### PITCHER OF THE WEEK

**Feb 10 Thomas Gray, AASU**  
 Feb 17 Jarrett Coker, CSU  
 Feb 24 Chris Tyler, ASU  
 Mar 3 David Walters, FMU  
 Mar 10 David Walters, FMU  
 Mar 17 Dylan Lightlett, GCSU  
 Mar 23 Chris Tyler, ASU  
 Mar 31 Josh Edgin, FMU  
 Apr 7 Jarrett Coker, CSU  
 Apr 13 Matt McGovern, UNCP  
**Apr 20 Thomas Gray, AASU**  
 Apr 27 Zach Whitman, GSW  
**May 4 Jeff Chase, AASU**



THOMAS GRAY WAS THE PBC'S PITCHER OF THE WEEK FOUR TIMES IN HIS CAREER

# PEACH BELT CONFERENCE LEDGER



2010

PBC EAST		
TEAM	PBC	W-L
1. Francis Marion #	16-8	40-14
2. UNC Pembroke	13-11	34-14
3. USC Aiken	15-9	32-19
4. Flagler	14-10	29-23
5. Lander	6-18	24-23
6. Armstrong Atlantic	7-17	27-23

PBC WEST		
TEAM	PBC	W-L
1. Georgia College #	19-5	42-17
2. North Georgia	15-9	34-17
3. Columbus State #	16-7	44-12
4. Ga. Southwestern	12-12	29-19
5. Augusta State	5-18	16-31
6. Montevallo	5-19	13-36

# NCAA tournament participant

## ALL-PBC FIRST TEAM

- 1B Jason Rogers, CSU
- 2B Jason Veyna, GC
- 3B AlJordan Erisman, North Ga.
- SS Barrett Kleinknecht, FMU
- DH Nick Aranas, USC Aiken
- C Richard Pirkle, GC
- UT Seth Kivett, UNCP
- OF Kyle Allen, GC
- Sean Harrell, GC
- Bill Rice, USC Aiken
- Shawn Ward, GC
- P Martin Dewald, GCSU
- Matt McGovern, UNCP
- Chris Rearick, North Ga.
- Don Sandifer, FMU
- RP Brian Willis, UNCP

## ALL-PBC SECOND TEAM

- 1B Chris Sosebee, Montevallo
- 2B Andre Airich, North Ga.
- 3B Robert Skinner, Lander
- SS Cale Owen, Flagler
- DH John Scromolo, Flagler
- C John Roberts, AASU
- UT Tony Baker, Augusta State
- OF Kevin Garcia, Montevallo
- Bud Long, Ga. Southwestern
- Kenny Mickens, UNCP
- Chad Sage, North Ga.
- P Jonathan Arnold, Flagler
- Thomas Campbell, CSU
- Blake Hobby, North Ga.
- Eric Pettepher, GC
- RP Brandon Forshee, FMU

PLAYER OTY	PITCHER OTY
Jason Rogers, CSU	Chris Rearick, NGA
FRESHMAN OTY	COACH OTY
Don Sandifer, FMU	Tom Carty, GC

2010

## PLAYER OF THE WEEK

- Feb 8 **Michael Price, AASU**
- Feb 15 Kevin Garcia, Montevallo
- Feb 22 Bill Rice, USC Aiken
- Mar 1 Chad Sage, North Ga.
- Mar 8 Jason Coker, CSU
- Mar 15 Sean Harrell, GC
- Mar 22 Sean Harrell, GC
- Mar 29 **John Roberts, AASU**
- Apr 6 Jason Rogers, CSU
- Apr 12 Chris Sosebee, Montevallo
- Apr 19 Zach Bove, Flagler
- Apr 26 Shawn Ward, GC
- May 3 Matt Pitts, GC

## PITCHER OF THE WEEK

- Feb 8 Chris Rearick, North Ga.
- Feb 15 Brandon Forshee, FMU
- Feb 22 Justin Yow, UNCP
- Mar 1 **Thomas Gray, AASU**
- Mar 8 Martin Dewald, GC
- Mar 15 Steven Owens, USCA
- Mar 22 Josh Edgin, FMU
- Mar 29 Martin Dewald, GC
- Apr 6 Matt McGovern, UNCP
- Apr 12 Barrett Kleinknecht, FMU
- Apr 19 **Thomas Gray, AASU**
- Apr 26 Jonathan Arnold, Flagler
- May 3 Martin Dewald, GC

# PBC OVERALL RECORDS

TEAM	W-L	PCT.
1. <b>Armstrong</b>	<b>732-379</b>	<b>.659</b>
2. Georgia College	730-411	.640
3. Columbus State	721-413	.636
4. North Georgia	209-133	.611
5. USC Aiken	690-455	.603
6. Francis Marion	577-384	.600
7. UNC Pembroke	519-483	.518
8. Lander	375-355	.514
9. Flagler	50-51	.495
10. Augusta State	499-553	.474
11. Georgia Southwestern	110-135	.449
12. Montevallo	35-62	.361
	*North Florida	.709
	*Kennesaw State	.735
	*USC Upstate	.399

# PBC CONFERENCE RECORDS

TEAM	W-L	PCT.
1. GCSU	317-203	.610
2. Columbus State	308-210	.595
3. <b>Armstrong</b>	<b>278-236</b>	<b>.541</b>
4. Francis Marion	266-231	.535
5. USC Aiken	269-243	.525
6. North Georgia	82-77	.516
7. Flagler	23-25	.479
8. Lander	160-230	.410
9. Augusta State	200-317	.387
10. UNC Pembroke	187-315	.373
11. Georgia Southwestern	45-82	.354
12. Montevallo	13-35	.271
	*North Florida	.751
	*Kennesaw State	.713
	*USC Upstate	.280

# 2012 PBC PRESEASON BASEBALL POLL

1. Francis Marion (10)	119
2. Columbus State (1)	102
3. Georgia College (1)	95
4. UNC Pembroke	91
5. <b>Armstrong</b>	<b>77</b>
6. North Georgia	76
7. USC Aiken	61
8. Lander	52
9. Augusta State	43
10. Flagler	27
11. Georgia Southwestern	25
12. Montevallo	24

ARMSTRONG IS THE WINNINGEST OVERALL TEAM AMONG PBC SCHOOLS SINCE LEAGUE PLAY BEGAN IN '92





# PBC IN POSTSEASON AND RANKINGS

## PBC TEAMS IN WORLD SERIES SINCE 1988

- 1988 - Armstrong Atlantic State (5th)
- 1989 - Armstrong Atlantic State (7th)  
North Florida (NAIA 3rd)
- 1990 - Columbus State (5th)
- 1991 - North Florida (NAIA 3rd)
- 1992 - None
- 1993 - USC Aiken (5th)
- 1994 - Armstrong Atlantic State (5th)  
Kennesaw State (NAIA 1st)
- 1995 - Georgia College & State (2nd)
- 1996 - Kennesaw State (1st)
- 1997 - Kennesaw State (3rd)
- 1998 - Kennesaw State (2nd)
- 1999 - Kennesaw State (2nd)
- 2000 - North Florida (3rd)
- 2001 - North Florida (3rd)
- 2002 - Columbus State (1st)
- 2003 - Kennesaw State (3rd)
- 2004 - Columbus State (5th)
- 2005 - North Florida (2nd)
- 2006 - Francis Marion (17th)
- 2007 - Columbus State (2nd)
- 2010 - Georgia College (13rd)

## PBC TEAMS IN NCAA SOUTH ATL. REGIONAL SINCE '88 (SEED IN PARENTHESIS)


- 1988 - Armstrong Atlantic State (1)  
Columbus State (2)
- 1989 - Armstrong Atlantic State (1)
- 1990 - Armstrong Atlantic State (1)  
Columbus State (2)
- 1991 - Armstrong Atlantic State (1)
- 1992 - Armstrong Atlantic State (1)  
USC Aiken (2)
- 1993 - USC Aiken (1)  
Armstrong Atlantic State (2)  
Francis Marion (3)
- 1994 - Columbus State (1)  
Armstrong Atlantic State (2)  
North Florida (2 - South)
- 1995 - Kennesaw State (1)  
North Florida (1 - South)  
Georgia College & State (3)
- 1996 - Kennesaw State (1)  
Columbus State (2)
- 1997 - Kennesaw State (1)  
Georgia College & State (3)  
North Florida (3 - South)
- 1998 - Kennesaw State (1)  
Armstrong Atlantic State (2)  
Columbus State (4)
- 1999 - North Florida (1)  
Kennesaw State (3)  
Armstrong Atlantic State (4)
- 2000 - North Florida (1)  
Georgia College & State (3)  
Kennesaw State (4)
- 2001 - North Florida (1)  
Kennesaw State (2)  
Georgia College & State (3)  
Francis Marion (3)
- 2002 - North Florida (2)  
Columbus State (3)  
GC&SU (4)
- 2003 - North Florida (1)  
Armstrong Atlantic State (2)  
Kennesaw State (3)  
Francis Marion (4)
- 2004 - North Florida (1)  
Columbus State (3)  
Augusta State (4)
- 2005 - North Florida (1)  
Kennesaw State (2)  
Francis Marion (3)  
USC Aiken (4)
- 2006 - GCSU (1)  
Francis Marion (2)  
Columbus State (3)  
Armstrong Atlantic State (4)  
USC Aiken (5)
- 2007 - GCSU (2)  
Columbus State (3)  
Armstrong Atlantic State (4)  
USC Aiken (5)
- 2008 - Columbus State (2)  
USC Aiken (3)  
North Georgia (4)
- 2009 - USC Aiken (1)  
Francis Marion (2)  
GCSU (3)
- 2010 - Francis Marion (1)  
Columbus State (2)  
Georgia College (3)
- 2011 - Francis Marion (2)  
UNC Pembroke (3)  
Columbus State (4)

## PBC TEAMS IN NCAA DII FINAL POLL SINCE '88 (RANK IN PARENTHESIS)

- 1988 - Armstrong Atlantic State (4)  
Columbus State (8)
- 1989 - Armstrong Atlantic State (1)  
Columbus State (15)
- 1990 - Armstrong Atlantic State (1)  
Columbus State (17)
- 1991 - Armstrong Atlantic State (12)
- 1992 - USC Aiken (6)  
Armstrong Atlantic State (8)  
Columbus State (18)
- 1993 - USC Aiken (5)  
Armstrong Atlantic State (11)  
Francis Marion (19)
- 1994 - Armstrong Atlantic State (5)  
North Florida (10)  
Georgia College & State (14)  
Columbus State (17)
- 1995 - Georgia College & State (2)  
Kennesaw State (10)  
North Florida (11)  
Columbus State (23)
- 1996 - Kennesaw State (1)  
Columbus State (7)  
Georgia College & State (30)  
Armstrong Atlantic State (31)
- 1997 - Kennesaw State (4)  
Georgia College & State (7)  
North Florida (11)
- 1998 - Kennesaw State (2)  
Columbus State (18)  
Armstrong Atlantic State (19)  
North Florida (21)
- 1999 - Kennesaw State (2)  
North Florida (5)  
Armstrong Atlantic State (10)  
Columbus State (12)  
Lander (24)  
Georgia College & State (30)
- 2000 - North Florida (3)  
Georgia College & State (6)  
Kennesaw State (17)  
Columbus State (24)  
Armstrong Atlantic State (25)
- 2001 - North Florida (3)  
Kennesaw State (6)  
Georgia College & State (10)  
Armstrong Atlantic State (15)  
Lander (18)  
Columbus State (22)
- 2002 - Columbus State (1)  
Kennesaw State (5)  
North Florida (10)  
Georgia College & State (14)  
USC Aiken (20)
- 2003 - Kennesaw State (3)  
North Florida (5)  
Armstrong Atlantic State (9)  
Francis Marion (18)  
Columbus State (22)
- 2004 - Columbus State (5)  
North Florida (7)  
Augusta State (19)  
GC&SU (29)
- 2005 - North Florida (2)  
Kennesaw State (10)  
USC Aiken (12)  
Francis Marion (14)  
Armstrong Atlantic State (18)  
GC&SU (28)
- 2006 - Francis Marion (6)  
GCSU (7)  
Columbus State (14)  
USC Aiken (16)
- 2007 - Columbus State (2)  
GCSU (13)  
Armstrong Atlantic State (21)  
USC Aiken (27)  
Francis Marion (29)
- 2008 - Columbus State (7)  
USC Aiken (11)  
North Georgia (20)  
Francis Marion (27)
- 2009 - USC Aiken (11)  
Francis Marion (14)  
Armstrong Atlantic State (25)  
UNC Pembroke (30)
- 2010 - Georgia College (3)  
Francis Marion (10)  
Columbus State (11)  
North Georgia (21)  
UNC Pembroke (25)
- 2011 - Francis Marion (9)  
UNC Pembroke (12)  
Columbus State (18)  
Georgia College (21)  
Armstrong (23)



*Darryl Boyd (throwing, below) was the PBC's top pitcher in 1993, going 7-1 and compiling a 1.79 ERA, leading the Pirates to a PBC championship and a South Atlantic Regional berth.*







# PBC YEARLY STATISTICAL LEADERS (TEAM)

## BATTING

YR	SCHOOL	GP	AB	H	AVG.
1992	Armstrong State	59	2299	602	.316
1993	Armstrong State	59	1971	666	.338
1994	Kennesaw State	62	1902	628	.330
1995	Kennesaw State	55	1854	613	.331
1996	Francis Marion	37	1289	399	.310
1997	Francis Marion	47	1577	488	.309
1998	Kennesaw State	66	2250	768	.342
1999	Lander	48	1634	530	.324
2000	GC&SU	59	1977	625	.316
2001	Armstrong Atlantic	53	1787	615	.344
2002	Armstrong Atlantic	55	1890	641	.339
2003	USC Aiken	54	1890	626	.331
2004	Augusta State	56	1882	601	.319
2005	Armstrong Atlantic	50	1686	556	.330
2006	Armstrong Atlantic	57	2001	648	.324
2007	Armstrong Atlantic	62	2167	728	.336
2008	Columbus State	62	2215	739	.334
2009	USC Aiken	61	2197	752	.342
2010	Georgia College	59	2101	715	.340
2011	Francis Marion	57	1946	629	.323

## SCORING

YR	SCHOOL	GP	R	R/GAME
1992	Armstrong State	59	502	8.51
1993	Armstrong State	59	565	9.58
1994	Armstrong State	66	571	8.65
1995	Kennesaw State	55	433	7.87
1996	Columbus College	56	399	7.13
1997	Kennesaw State	62	447	7.21
1998	Kennesaw State	66	628	9.51
1999	North Florida	60	506	8.43
2000	North Florida	63	514	8.16
2001	Columbus State	56	497	8.88
2002	Columbus State	63	511	8.11
2003	Augusta State	51	407	7.98
2004	Augusta State	56	424	7.57
2005	USC Upstate	54	413	7.65
2006	GCSU	65	506	7.78
2007	Armstrong Atlantic	62	472	7.61
	USC Aiken	63	472	7.49
2008	USC Aiken	64	552	8.63
2009	USC Aiken	61	559	9.16
2010	Georgia College	59	556	9.42
2011	Francis Marion	57	407	7.14

## HOME RUNS

YR	SCHOOL	GP	HR	HR/GAME
1992	N/A			
1993	Augusta College	51	64	1.25
1994	Augusta College	52	62	1.19
1995	Columbus College	60	55	0.92
1996	Columbus College	56	91	1.63
1997	Columbus State	55	63	1.15
1998	Kennesaw State	66	91	1.38
1999	North Florida	60	92	1.53
2000	USC Aiken	56	74	1.32
2001	Kennesaw State	60	69	1.15
2002	USC Aiken	56	78	1.39
2003	Kennesaw State	58	83	1.43
2004	Kennesaw State	56	60	1.07
2005	GC&SU	53	60	1.13
2006	GCSU	65	54	0.83
2007	Columbus State	70	57	0.81
2008	USC Aiken	64	81	1.23
2009	North Georgia	58	72	1.24
2010	Georgia College	59	79	1.34
2011	UNC Pembroke	56	49	0.88

## STOLEN BASES

YR	SCHOOL	GP	SB-SBA	SB/GAME
1992	N/A			
1993	Francis Marion	43	79-91	1.84
1994	USC-Aiken	57	150-174	2.63
1995	Georgia College	61	115-149	1.89
1996	Kennesaw State	65	107-138	1.65
1997	Francis Marion	47	77-109	1.64
1998	GC&SU	57	113-155	1.98
1999	GC&SU	55	141-181	2.56
2000	Augusta State	54	120-153	2.22
2001	Columbus State	56	135-172	2.41
2002	GC&SU	54	126-173	2.33
2003	GC&SU	51	113-155	2.22
2004	Augusta State	56	131-172	2.34
2005	UNC Pembroke	54	94-117	1.74
2006	GCSU	65	117-142	1.80
2007	Armstrong Atlantic	62	105-131	1.69
2008	GCSU	57	132-163	2.32
2009	GCSU	56	153-178	2.73
2010	Georgia College	59	132-162	2.24
2011	Georgia College	52	103-133	1.98

## FIELDING

YR	SCHOOL	GP	PO	AST	ERR	PCT
1992	Columbus College	53	1280	491	64	.965
1993	Kennesaw State	54	1176	457	56	.967
1994	Kennesaw State	62	1415	623	93	.956
1995	Columbus College	60	1515	638	88	.961
1996	Columbus College	56	1455	608	76	.964
1997	Armstrong Atlantic	58	1444	639	85	.961
1998	Kennesaw State	66	1671	765	72	.971
1999	Armstrong Atlantic	56	1409	558	74	.964
2000	Armstrong Atlantic	54	1397	553	81	.960
2001	Lander	51	1261	517	74	.960
	Columbus State	56	1346	587	81	.960
2002	Kennesaw State	59	1513	626	71	.968
2003	Kennesaw State	58	1472	615	75	.965
2004	Kennesaw State	56	1378	572	67	.967
	North Florida	59	1529	668	75	.967
2005	North Florida	64	1694	722	83	.967
2006	Columbus State	61	1520	687	74	.968
2007	Columbus State	70	1819	796	69	.974
2008	Augusta State	55	1429	636	72	.966
2009	Armstrong Atlantic	56	1497	580	60	.972
2010	Columbus State	56	1511	659	72	.968
2011	Francis Marion	57	1479	595	63	.971

## EARNED RUNS

YR	SCHOOL	GP	IP	R	ER	ERA
1992	Armstrong State	59	495.1	203	128	2.33
1993	Armstrong State	59	502	243	145	2.69
1994	Armstrong State	66	567.2	311	212	3.36
1995	Kennesaw State	55	463.1	201	144	2.80
1996	Kennesaw State	65	562	242	189	3.03
1997	Kennesaw State	62	521	210	154	2.66
1998	Kennesaw State	66	557	192	154	2.49
1999	Kennesaw State	63	530	253	199	3.38
2000	Kennesaw State	58	491	247	189	3.46
2001	Francis Marion	51	426.1	259	182	3.84
2002	Columbus State	63	530.2	272	181	3.07
2003	Armstrong Atlantic	51	431.1	169	130	2.71
2004	Francis Marion	46	386.2	199	150	3.49
2005	Francis Marion	51	433.7	197	150	3.11
2006	GCSU	65	565.1	248	177	2.82
2007	Columbus State	70	606.1	251	202	3.00
2008	Columbus State	62	535.1	246	199	3.35
2009	Armstrong Atlantic	56	499.0	263	233	4.20
2010	Francis Marion	54	486.0	248	198	3.67
2011	UNC Pembroke	56	489.2	247	145	2.67





## INDIVIDUAL BATTING RECORDS

### Highest Batting Average

Season .483 by Ashley Farr (USCA), 2003  
 Career .420 by Ashley Farr (USCA), 2002-04

### Highest Slugging Percentage

Season .891 by Shannon Wilkerson (ASU), 2009  
 Career .732 by Ryan Coe (KSC), 1994-95

### Most Games Played

Season 70 by Drew Candlin (CSU), 2007  
 Career 249 by Kurt McKee (CSU), 2003-07

### Most At Bats

Game 9 by Eric Skinner (CSU) vs. West Alabama, 2-7-10  
 Season 293 by Drew Candlin (CSU), 2007  
 Career 945 by Kurt McKee (CSU), 2003-07

### Most Runs Scored

Game 6 by Clint Watters (KSU) vs. Clark Atlanta, 3-23-04  
 6 by Kevin Faulkner (LU) vs. Belmont Abbey, 4-20-04  
 Season 88 by Nathan Cothran (KSU), 1998  
 Career 230 by Brad Bouras (CSU), 1998-01

### Most Hits

Game 7 by Adrian Colton (KSU) vs. Clark Atlanta, 3-23-04  
 Season 108 by Chad Jacobsen (USCA), 2008  
 Career 328 by Craig Brisson (NGA), 2007-10

### Most Runs Batted In

Game 10 by Jason Berry (USCS) vs. Belmont Abbey, 3-13-01  
 Season 103 by Jason Jones (KSU), 1998  
 103 by Travis Howard (USCA), 2009  
 Career 255 by Brad Bouras (CSU), 1998-01

### Most Doubles

Game 4, six times. Last: Tanner Funk (GC) vs. ASU, 3-13-11  
 Season 26 by Chris Grady (GC), 1996  
 26 by Kyle Catrett (UNF), 2000  
 Career 72 by Andre Airich (NGA), 2007-10

### Most Triples

Game 3 by Rauf Tunali (KSU) vs. Lincoln Memorial, 2-22-97  
 Season 9 by Buddy Sosnoskie (FMU), 2011  
 9 by Matt May (ASU), 2001  
 Career 19 by Bret Hanson (USC Upstate), 2004-07

### Most Home Runs

Game 4 by Steve Wilfing (FMU) vs. Newberry, 4-7-93  
 Season 26, three times. Last: Jason Rogers (CSU), 2010  
 Career 63 by Brad Bouras, 1998-01

### Most Consecutive Games with a Home Run

7 by Ryan Coe (KSC), 1994

### Most Grand Slams

Season 3 by Joey Davis (AASU), 2008

### Most Total Bases

Game 20 by Jason Berry (USCS) vs. Belmont Abbey, 3-13-01  
 Season 206 by Jason Jones (KSU), 1998  
 Career 561 by Brad Bouras (CSU), 1998-01

### Most Walks

Game 5 by Hans Stancil (GCSU) vs. Albany State, 3-21-07  
 5 by Hans Stancil (GCSU) vs. North Georgia, 4/15/06  
 Season 67 by Greg Winters (GC), 1996  
 Career 199 by Greg Winters (GC), 1993-96

### Most Times Hit by Pitch

Game 4 by Stephen Worrell (CSU) vs. Pfeiffer, 5-13-04 (DII Record)  
 Season 30 by Deron Spink (ASC), 1994  
 Career 45 by J. Taylor (FMU), 1999-2000

### Most Stolen Bases

Game 5, three times. Last: Chris Lingham (GSW) vs. Montevallo, 2-1-09  
 Season 52 by Clint Keown (USCA), 2003  
 Career 126 by Jonnie Geiger (AASU & CSU), 2005-08

### Longest Hitting Streak

Season 41 by David Harriman (AASU), 2002  
 Career 47 by Sam Barth (ASU), 2004-05 (DII Record)

### Most Sacrifice Hits

Season 38 by Juan Dorado (AASU), 2009 (DII Record)  
 Career 58 by Juan Dorado (AASU), 2008-09

## INDIVIDUAL PITCHING RECORDS

### Most Appearances

Season 41 by Michael Newman (GCSU), 2006  
 Career 118 by Michael Newman (GCSU), 2004-08 DII National Record

### Most Starts

Season 20 by Kevin Dye (GC), 1995  
 Career 65 by Matt Incinelli (UNF), 1999-2002

### Most Complete Games

Season 12 by Rusty Kea (GC), 1992  
 12 by Tod Ewasko (UNF), 2001  
 Career 29 by Erin Jones (FMU), 2002-04

### Most Relief Appearances

Season 41 by Michael Newman (GCSU), 2006  
 Career 118 by Michael Newman (GCSU), 2004-08 DII National Record

### Most Wins

Season 14 by Brad Reed (KSU), 2001  
 14 by Tod Ewasko (UNF), 2001  
 14 by Brian Rauch (UNF), 2001  
 Career 45 by Matt Incinelli (UNF), 1999-2002

### Most Consecutive Wins

Season 13 by Korey Noles (CSU), 2008  
 13 by Chris McKnight (KSC), 1995  
 Career 18 by Korey Noles (CSU), 2007-08  
 18 by Greg Perry (KSU), 1995-99

### Highest Win-Loss Percentage (Min. 10 decisions)

Season 1.000 (13-0) by Korey Noles (CSU), 2008  
 1.000 (12-0) by Jason Childers (KSC), 1996  
 1.000 (12-0) by Dusty Keppen (KSU), 1998  
 1.000 (10-0) by Adam Brandenburg (KSU), 2002  
 Career 1.000 (18-0) by Greg Perry (KSU), 1995-99

### Most Saves

Season 17 by Nick Wandless (USCA), 2006  
 Career 32 by Nick Wandless (USCA), 2003-06 DII National Record

### Lowest Earned Run Average

Season 0.89 by Steve Lee (USCA), 1993  
 Career 1.91 by Steve Lee (USCA), 1992-93

### Consecutive Scoreless Innings

Season 30.1 by Mark Ewing (ASC), 1992

### Consecutive Scoreless Appearances

Season 24 by Matt Nalutka (AASU), 2005

### Most Innings Pitched

Game 12.0 by Ashley Brewer (UNCP) vs. USC Aiken, 4-3-04  
 12.0 by Jason Nuncy (USCA) vs. USC Aiken, 3-30-02  
 Season 144.2 by Kevin Dye (GC), 1995  
 Career 430.2 by Matt Incinelli (UNF), 1999-2002

### Most Strikeouts

Game 19 by Jeremy Ward (UNCP) vs. AASU, 4-28-01  
 19 by Grant Reynolds (KSU) vs. USCA, 3-14-03  
 Season 146 by Tony Pierce (CSU), 1999  
 Career 334 by Dylan Owen (FMU), 2005-07

### Most Walks

Game 11 by Clint Brooks (ASC) vs. Valdosta State, 4-11-95  
 11 by Antone Brooks (FMU) vs. USC Aiken, 3-30-93  
 Season 67 by Mark Copland (ASU), 1997  
 Career 172 by Chris Daniels (USCA), 1997-2000

### Most Shutouts

Season 4 by Martin Dewald (GC), 2010  
 4 by Jason Childers (KSC), 1996  
 4 by Daryle Gavlick (ASC), 1992  
 Career 5 by Jason Childers (KSC), 1996-97

## INDIVIDUAL FIELDING RECORDS

### Most Putouts

Game 20 by Barrett Otto (UNCP) vs. Augusta State, 2-26-06  
 20 by Michael Wadowski (USCA) vs. USC Upstate, 2-13-05  
 Season 611 by Billy Howard (CSU), 2007  
 Career 2,063 by Billy Howard (CSU), 2004-07

### Most Assists

Game 11, three times. Last: John Duran (GSW) vs. VSU, 4-26-11  
 Season 250 by Anders Oster (NGA), 2008  
 Career 766 by Kurt McKee (CSU), 2003-07



# PEACH BELT CONFERENCE RECORDS (ALL GAMES)

## Most Errors

Game 5, four times.  
Season 42 by Shane Hopper (CSU), 1999  
Career 88 by Tony Hanks (USCA), 2001-04

## Most Passed Balls

Game 5 by David Gillespie (USCA) vs UNC Pembroke, 4-21-00  
Season 31 by David Gillespie (USCA), 2000  
Career 49 by Derrick Roadcap (FMU), 1991-94

## TEAM RECORDS

Most Wins in a Season: 61 by Kennesaw State, 1998 (DII Record)  
Most Consecutive Wins: 30 by Kennesaw State, 1998 (DII Record)  
Most Consecutive Home Wins: 31 by Kennesaw State, 1998  
Most Consecutive Away Wins: 11 by Kennesaw State, 1998  
Best Won-Lost Percentage: .924 (61-5) by Kennesaw State, 1998  
Most Losses in a Season: 42 by USC Spartanburg, 2001  
Most Consecutive Losses: 16 by Pembroke State, 1994  
Most Consecutive Home Losses: 10 by Pembroke State, 1994  
Most Consecutive Away Losses: 9 by Francis Marion, 1999 & 2002  
Longest Game: 18 innings, West Alabama def. CSU 6-5, 2-7-10

## TEAM BATTING RECORDS

### Highest Batting Average

Season .344 by Armstrong Atlantic State, 2001

### Most At Bats

Game 66 by USC Aiken vs. USC Upstate, 2-13-05  
Season 2398 by Columbus State, 2007

### Most Runs

Inning 16 by Armstrong Atlantic vs. North Greenville, 2-10-06 (1st)  
16 by Kennesaw State vs. Knoxville, 4-19-96

Game 35 by USC Aiken vs. Claffin, 4-21-10  
35 by Kennesaw State vs. Clark Atlanta, 3-23-04

Season 628 by Kennesaw State, 1998

### Most Hits

Inning 15 by USC Aiken vs. Pfeiffer, 4-22-09  
Game 33 by Georgia College vs. Montevallo, 4-18-10  
Season 768 by Kennesaw State, 1998

### Most Runs Batted In

Inning 15 by Kennesaw State vs. Knoxville, 4-19-96  
Game 32 by Kennesaw State vs. Clark Atlanta, 3-23-04  
Season 558 by Kennesaw State, 1998

### Most Doubles

Inning 5 by USC Aiken vs. GCSU, 3-7-99  
Game 11 by USC Upstate vs. Bloomfield, 2-5-05  
11 by Armstrong State vs. S.C. State, 3-30-93  
Season 152 by Kennesaw State, 1998

### Most Triples

Inning 2, four times. Last: by Augusta State vs. Coker, 2-10-09  
Game 4, 10 times. Last: Georgia College vs. ASU, 3-13-10  
Season 38 by Armstrong, 1994

### Most Home Runs

Inning 3, several times  
Game 11 by Francis Marion vs. Newberry, (4-7-93)  
Season 92 by Columbus College, 1996  
92 by North Florida, 1999

### Most Grand Slams

Inning 2 by Armstrong vs. Augusta State, 4-15-07 (7th inning)  
Game 3 by Armstrong vs. Augusta State, 4-15-07 (DII Record)  
Season 5 by Armstrong, 1994 & 2007  
5 by USC Aiken, 2002

### Most Total Bases

Inning 20 by USC Aiken vs. Pfeiffer (4-22-09 - 3rd)  
Game 69 by USC Spartanburg vs. Belmont Abbey, 3-13-01  
Season 1,215 by Kennesaw State, 1998

### Most Times Walked

Inning 7, three times. Last: Georgia College vs. North Fla., 4-15-00  
Game 19 by USC Aiken vs. Benedict, 4-16-09  
Season 383 by Armstrong, 1993

### Most Sacrifice Hits

Game 6, five times. Last: Montevallo vs. UAH, 3-9-10 (ties DII Record)  
Season 101 by Armstrong, 2009 (DII Record)

## Most Sacrifice Flies

Game 6 by Armstrong State vs. Gannon, 2-28-92  
Season 62 by Armstrong State, 1994 (DII Record)

## Most Stolen Bases

Inning 5 by UNC Pembroke vs. St. Andrews  
Game 12 by Lander vs. Saint Augustine's, 3-10-06  
Season 168 by USC Aiken, 1992

## Most Stolen Base Attempts

Inning 6 by UNC Pembroke vs. St. Andrews  
Game 12 by Lander vs. Saint Augustine's, 3-10-06  
Season 202 by USC Aiken, 1992

## Most Times Hit by Pitch

Inning 4 by Armstrong Atlantic vs. Adelphi, 3-7-00  
Game 9 by USC Aiken vs. UNC Pembroke, 4-25-09  
9 by Augusta State vs. Claffin, 2-7-07  
9 by USC Aiken vs. Taylor, 3-28-02  
Season 93 by Francis Marion, 2011

Most Consecutive Games Without Being Shutout, Season  
66 by Kennesaw State, 1998

Most Consecutive Games Without Being Shutout, Overall  
260 by USC Aiken, 3-9-96 to 3-4-00

## Largest Winning Margin

Game 35 by Kennesaw State (35) vs. Clark Atlanta (0), 3-23-04

## TEAM PITCHING RECORDS

### Most Complete Games

Season 26 by Georgia College, 1992

### Lowest Earned Run Average

Season 2.33 by Armstrong Atlantic State, 1992

### Most Innings Pitched

Season 606.1 by Columbus State, 2007

### Most Strikeouts

Inning 4, several times  
Game 22 by Columbus State vs. USC Aiken, 5-11-94  
Season 532 by Columbus State, 2007

### Most Walks Allowed

Inning 6, several times  
Game 22 by Columbus State vs. Huntingdon, 4-13-99  
Season 297 by Armstrong Atlantic State, 1994

### Most Shutouts

Season 12 by Kennesaw State, 1998

### Most Saves

Season 21 by North Florida, 2005

## TEAM FIELDING RECORDS

### Most Putouts

Game 53, Columbus State vs. West Alabama, 2-7-10  
Season 1819 by Columbus State, 2007

### Most Assists

Inning 7, several times  
Game 28 by North Florida vs. UNC Pembroke, 2-12-05  
Season 796 by Columbus State, 2007

### Most Errors

Inning 4 by Augusta State vs. Erskine, 3-31-98  
Game 9 by Augusta State vs. UNC Pembroke, 2-26-06  
9 by Francis Marion vs. UNC Pembroke, 2-14-98  
9 by Francis Marion vs. Lander, 4-12-98  
Season 157 by Georgia College & State Univ., 1997

### Most Double Plays

Game 6 by Lander vs. USC Aiken, 3-15-98 (T- DII Record)  
Season 71 by Kennesaw State, 2005

### Most Passed Balls

Game 5 by GC&SU vs. Wisconsin-Parkside, 3-15-05  
5 by USC Aiken vs. UNC Pembroke, 4-21-00  
5 by GC&SU vs. UNC Pembroke, 4-6-03  
Season 41 by USC Aiken, 2000



## INDIVIDUAL BATTING RECORDS

### Highest Batting Average

Season .485 by Brian Lauderdale (NGA), 2006

### Highest Slugging Percentage

Season 1.059 by Tarry Stokes (AC), 1995

### Most Games

Season 30 by many

### Most At Bats

Game 8 by 12 players (7 in 2005)

Season 133 by Julius Thames (KSU), 2002

### Most Runs Scored

Game 5 by six players

Season 44 by Willie Harris (KSU), 1999

### Most Hits

Game 6 by Kurt McKee (CSU) vs. UNC Pembroke, 4-25-04

Season 51 by Tyler Evans (Armstrong), 2007

### Most Runs Batted In

Game 10 by Chris Sosebee (Montevallo) vs. Augusta State, 4-2-10

Season 47 by Travis Howard (USCA), 2009

### Most Doubles

Game 4 by Tanner Funk (Georgia College) vs. Augusta State, 3-13-11

4 by John Sherrer (USCA) vs. North Georgia, 4-21-09

Season 15 by Donny Hood (KSU), 2002

### Most Triples

Game 2 by 13 players (last by Andre Airich (NGA) vs. GC, 3-5-10)

Season 6 by Dustin Sands (FMU), 1998

### Most Home Runs

Game 3 by ten players

Season 14 by Jason Jones (KSU), 1999

### Most Consecutive Games with a Home Run

4 by David Harriman (Armstrong), 4-14-01 to 4-21-01

### Most Total Bases

Game 14 by Chris Sosebee (Montevallo) vs. ASU, 4-2-10

14 by George Fletcher (AASU) vs. USC Aiken, 5-8-04 (3 HR, 1 2B)

Season 94 by Jason Jones (KSU), 1999

### Most Walks

Game 5 by Hans Stancil (GCSU) vs. North Georgia, 4-15-06

Season 29 by Hans Stancil (GCSU), 2006

29 by Justin Mills (GCSU), 2007

### Most Times Hit By Pitch

Game 3 by seven players (last by Logan Dollar (CSU) vs. AASU, 4-9-11)

Season 15 by J. Taylor (FMU), 1999 & 2000

### Most Stolen Bases

Game 4 by many

Season 23 by Brian Lauderdale (NGA), 2006

### Longest Hitting Streak

Season 25 by Sam Barth (ASU), 2004

Career 31 by Sam Barth (ASU), 2004-05

### Most Sacrifice Hits

Game 3 by five players (last by Ben Tankersley (USCA) vs. FMU, 3-17-07)

Season 20 by Juan Dorado (AASU), 2009

## INDIVIDUAL PITCHING RECORDS

### Most Appearances

Season 19 by Zach Farry (FMU), 2007

### Most Starts

Season 11 by Wes McColl (USCA), 2003

### Most Complete Games

Season 9 by Erin Jones (FMU), 2003

9 by Tony Pierce (CSU), 1999

### Most Relief Appearances

Season 19 by Zach Farry (FMU), 2007

### Most Wins

Season 9 by Tony Pierce (CSU), 1999

### Most Consecutive Wins

Season 8 by Corey Noles (CSU), 2008

8 by Jon Dohyns (AASU), 2003

8 by Matt Incinelli (UNF), 2002

8 by Matt Pender (KSU), 2002

8 by Tony Pierce (CSU), 1999

### Highest Win-Loss Percentage (Min. seven decisions)

Season 1.000 (8-0) by Corey Noles (CSU), 2008

1.000 (7-0) by Dylan Owen (FMU), 2007

1.000 (8-0) by Jon Dohyns (AASU), 2003

1.000 (8-0) by Matt Pender (KSU), 2002

1.000 (7-0) by Chris McKnight (KSC), 1995

### Most Saves

Season 10 by Cody Williams (ASU), 2004

### Best Earned Run Average (min. 30.0 IP)

Season 0.57 by Josh Papelbon (UNF), 2005 (31.2 IP)

### Most Consecutive Scoreless Innings

Season 21.1 by Mark Ewing (ASC), 1992

### Most Consecutive Scoreless Appearances

Season 13 by Matt Nalutka (AASU), 2005

### Most Innings Pitched

Game 12.0 by Ashley Brewer (UNCP) vs. USC Aiken, 4-3-04

12.0 by Jason Nuzny (USCA) vs. AASU, 3-30-02

Season 87.0 by Tony Pierce (CSU), 1999

### Most Strikeouts

Game 19 by Grant Reynolds (KSU) vs. USC Aiken, 3-14-03

19 by Jeremy Ward (UNCP) vs. AASU, 4-28-01

Season 105 by Grant Reynolds (KSU), 2002

### Most Walks

Game 11 by Antone Brooks (FMU) vs. USC Aiken, 3-30-93

Season 45 by Chris Daniels (USCA), 2000

### Most Shutouts

Season 3 by Corey Noles (CSU), 2008

3 by Steve Pacheco (GCSU), 2001

3 by Jeremy Wedel (AASU), 1998

## INDIVIDUAL FIELDING RECORDS

### Most Putouts

Game 20 by Barrett Otto (UNCP) vs. Augusta State, 2-26-06

20 by Michael Wadowski (USCA) vs. USC Upstate, 2-13-05

Season 305 by Michael Pelley (AASU), 2003

### Most Assists

Game 11 by Tony Baker (ASU) vs. USC Aiken, 4-11-10

Season 112 by Bennett Mayfield (ASU), 2007

### Most Errors

Game 5, three times (last by Patrick McCarthy (GSW) vs. FMU, 4-13-08)

Season 27 by Justin Rickett (NGCSU), 2006

### Most Passed Balls

Game 4 by four players

Season 21 by David Gillespie (USCA), 2000





# PEACH BELT CONFERENCE RECORDS (PBC GAMES)

## TEAM RECORDS

Most Wins in a Season: 27 by *Kennesaw State, 1998*  
 Most Consecutive Wins: 17 by *Kennesaw State, 1998*  
 Most Consecutive Home Wins: 23 by *Kennesaw State, 1997-99*  
 Most Consecutive Away Wins: 9 by *Kennesaw State, 1996-97*  
 Best Won-Lost Percentage: .964 (27-1) by *Kennesaw State, 1998*  
 Most Losses in a Season: 25 by *Augusta State, 2006*  
 Most Consecutive Losses: 13 by *Augusta State, 2006*  
 Most Consecutive Home Losses: 8 by *Augusta State, 1996-97*  
 Most Consecutive Away Losses: 15 by *Francis Marion, 2001-02*  
 Longest Game (by innings):  
 16 innings, *Lander (3) vs. Francis Marion (1), 4-12-98*  
 16 innings, *GC&SU (8) vs. USC Aiken (7), 2-17-02*

## TEAM BATTING RECORDS

**Highest Batting Average**  
 Season .383 by *Georgia College, 2010*

**Most At Bats**  
 Game 66 by *USC Aiken vs. USC Upstate, 2-13-05*  
 Season 1071 by *USC Aiken, 2002*

**Most Runs Inning**  
 10 by *Armstrong vs. UNC Pembroke, 5-3-03*  
 10 by *USC Aiken vs. GC&SU, 3-7-99*

**Game**  
 28 by *North Florida vs. Kennesaw State, 4-5-03*  
 Season 270 by *Georgia College, 2010*

**Most Hits Inning**  
 9 by *North Florida vs. Kennesaw State, 4-5-03*  
 9 by *Augusta State vs. USC Aiken, 4-8-95*  
 9 by *USC Aiken vs. GC&SU, 3-7-99*

**Game**  
 33 by *Georgia College vs. Montevallo, 4-18-10*  
 Season 348 by *Georgia College, 2010*

**Most Runs Batted In Inning**  
 10 by *AASU vs. UNC Pembroke, 5-3-03*  
 10 by *USC Aiken vs. GC&SU, 3-7-99*

**Game**  
 26 by *North Florida vs. Kennesaw State, 4-5-03*  
 26 by *Armstrong Atlantic State vs. Augusta State, 4-15-07*  
 26 by *Francis Marion vs. Augusta State, 4-19-08*  
 Season 250 by *Georgia College, 2010*

**Most Doubles Inning**  
 5 by *USC Aiken vs. GCSU, 3-7-99*

**Game**  
 9 by *Kennesaw State vs. USC Spartanburg, 3-29-03*  
 Season 71 by *USC Aiken, 2000*

**Most Triples Inning**  
 2 by *Augusta College vs. USC Spartanburg, 4-14-95*

**Game**  
 4 by *Georgia College vs. ASU, 3-13-10*  
 4 by *Augusta College vs. USC Spartanburg, 4-14-95*  
 Season 13 by *USC Spartanburg, 2004*

**Most Home Runs Inning**  
 3 by *Armstrong vs. UNC Pembroke, 5-3-03 (5th inning)*  
 3 by *North Florida vs. Kennesaw State, 4-5-03 (7th inning)*

**Game**  
 8 by *Francis Marion vs. Augusta State, 4-19-08*  
 Season 43 by *USC Aiken, 2000*

**Most Grand Slams Inning**  
 2 by *Armstrong vs. Augusta State, 4-15-07 (7th inning)*

**Game**  
 3 by *Armstrong vs. Augusta State, 4-15-07 (DH Record)*  
 Season 4 by *Armstrong, 2007*

**Most Total Bases Inning**  
 18 by *Armstrong vs. UNC Pembroke, 5-3-03 (5th inning)*

**Game**  
 55 by *Francis Marion vs. Augusta State, 4-19-08*  
 Season 559 by *Georgia College, 2010*

**Most Times Walked Inning**  
 5 by *Columbus State vs. UNC Pembroke, 3-28-98*  
 5 by *Augusta State vs. USC Spartanburg, 4-5-97*

**Game**  
 13 by *Columbus State vs. GC&SU, 5-7-03*  
 13 by *Armstrong State vs. USC Aiken, 4-24-94*  
 13 by *Francis Marion vs. Georgia College, 3-5-94*  
 Season 155 by *GCSU, 2007*

**Most Stolen Bases Game**  
 10 by *GCSU vs. Lander, 3-29-09*

**Season**  
 84 by *GCSU, 2002*

**Most Sacrifice Hits Game**  
 6 by *USC Aiken vs. Francis Marion, 3-17-07 (Ties DH Recd)*  
 6 by *Francis Marion vs. USC Aiken, 4-26-06*  
 6 by *Armstrong vs. Francis Marion, 4-6-03*  
 Season 58 by *Armstrong, 2003*

**Most Consecutive Games Without Being Shutout, Season**  
 30 by *USC Aiken, 2000, 2002 & 2003*  
 30 by *Kennesaw State, 2001*  
 30 by *Armstrong Atlantic State, 2001*

**Most Consecutive Game Without Being Shutout, Overall**  
 126 by *USC Aiken, 1996-2001*

**Largest Winning Margin Game**  
 19 by *GC&SU vs. Lander (21-2), 3-5-05*  
 19 by *GC&SU vs. UNC Pembroke (20-1), 4-6-02*

## TEAM PITCHING RECORDS

**Most Complete Games Season**  
 21 by *Francis Marion, 2003*

**Lowest Earned Run Average Season**  
 1.89 by *Armstrong Atlantic State, 1992*

**Most Innings Pitched Season**  
 259.2 by *USC Aiken, 2002*  
 259.2 by *Columbus State, 2007*

**Most Strikeouts Inning**  
 3, *many times*

**Game**  
 22 by *Columbus State vs. USC Aiken, 5-11-94*

**Season**  
 264 by *Columbus State, 2008*

**Most Walks Allowed Game**  
 14 by *Francis Marion vs. USC Spartanburg, 3-7-98*

**Season**  
 152 by *GC&SU, 2003*

**Most Shutouts Season**  
 5 by *Kennesaw State, 1996*

**Most Saves Season**  
 11 by *Augusta State, 2004*

**Most Wild Pitches Game**  
 6 by *Augusta State vs. Kennesaw State, 3-28-97*  
 6 by *Francis Marion vs. USC Aiken, 3-3-02*  
 6 by *Francis Marion vs. Columbus State, 4-20-02*

**Season**  
 38 by *UNC Pembroke, 2008*

**Most Hit by Pitch Game**  
 9 by *UNC Pembroke vs. USC Aiken, 4-25-09*

**Season**  
 43 by *Augusta State, 2008*

## TEAM FIELDING RECORDS

**Highest Fielding Pct. Season**  
 .975 by *Columbus State, 2007*

**Most Putouts Game**  
 48 by *Francis Marion vs. Lander, 4-12-98*  
 48 by *USC Aiken vs. GCSU, 2-17-02*  
 48 by *GCSU vs. USC Aiken, 2-17-02*

**Season**  
 779 by *Columbus State, 2007*

**Most Assists Game**  
 28 by *North Florida vs. UNC Pembroke, 2-12-05*

**Season**  
 354 by *UNC Pembroke, 2007*

**Most Errors Game**  
 9 by *Augusta State vs. UNC Pembroke, 2-26-06*  
 9 by *Francis Marion vs. UNC Pembroke, 2-14-98*

**Season**  
 75 by *Francis Marion, 1999*

**Most Double Plays Game**  
 4, 11 times

**Season**  
 36 by *USC Aiken, 2006*

**Most Passed Balls Game**  
 5 by *GCSU vs. UNC Pembroke, 4-6-03*  
 5 by *USC Aiken vs. UNC Pembroke, 4-21-00*

**Season**  
 25 by *USC Aiken, 2000*



ARMSTRONG HIT FOUR OF ITS FIVE GRAND SLAMS IN 2007 AGAINST PEACH BELT OPPONENTS

# PIRATES IN THE POSTSEASON



## 1982 NAIA DISTRICT 25 (2-2, 3RD)

(at Jacksonville, AL)  
Florida Atlantic 6, ASC 5  
ASC 13, Flagler 1  
ASC 12, Shorter 5  
Florida Atlantic 25, ASC 10

## 1983 NAIA DISTRICT 25 (3-2, 2ND)

(at Boca Raton, FL)  
Shorter 6, ASC 0  
ASC 9, Southern Tech 8  
ASC 4, Georgia College 0  
ASC 10, Flagler 5  
Florida Atlantic 7, ASC 3

## 1984 NAIA DISTRICT 25 (3-2, 2ND)

(at Milledgeville, GA)  
ASC 6, Kennesaw State 0  
ASC 4, Flagler 2  
ASC 9, Georgia College 3  
Georgia College 8, ASC 4  
Georgia College 9, ASC 4

## 1985 BIG SOUTH TMT. (1-2, 3RD)

(at Buies Creek, NC)  
ASC 6, Campbell 5  
Winthrop 7, ASC 5  
Campbell 11, ASC 5

## 1987 BIG SOUTH TMT. (2-2, 2ND)

(at Buies Creek, NC)  
ASC 14, Winthrop 8  
ASC 10, Coastal Carolina 6  
Winthrop 12, ASC 6  
Winthrop 13, ASC 12

## 1988 NCAA II REGIONAL (3-1, 1ST)

(at Savannah, GA)  
ASC 12, Kentucky Wesleyan 3  
ASC 8, Columbus 6  
Columbus 7, ASC 5  
ASC 5, Columbus 3

## 1988 DII WORLD SERIES (O-2, 5TH)

(at Montgomery, AL)  
Lewis 5, ASC 4  
Florida Southern 11, ASC 9

## 1989 NCAA II REGIONAL (3-1, 1ST)

(at Highland Heights, KY)  
ASC 9, Bellarmine 5  
Northern Kentucky 7, ASC 3  
ASC 5, Northern Kentucky 4  
ASC 18, Northern Kentucky 2

## 1989 DII WORLD SERIES (O-2, 7TH)

(at Montgomery, AL)  
Slippery Rock 11, ASC 4  
Cal. Poly-SLO 11, ASC 7

## 1990 NCAA II REGIONAL (2-2, 2ND)

(at Columbus, GA)  
ASC 14, Northern Kentucky 3  
ASC 14, Columbus 4  
Columbus 7, ASC 5  
Columbus 8, ASC 2

## 1991 NCAA II REGIONAL (O-2, 3RD)

(at Savannah, GA)  
North Alabama 13, ASC 4  
Longwood 10, ASC 4

## 1992 PEACH BELT TMT. (3-2, 2ND)

(at Columbus, GA)  
Georgia College 5, ASC 2  
ASC 7, Augusta 5  
ASC 11, USC Spartanburg 2  
ASC 6, Columbus 2  
USC Aiken 5, ASC 2

## 1992 NCAA II REGIONAL (O-2, 3RD)

(at Savannah, GA)  
USC Aiken 11, ASC 0  
Florida Tech 7, ASC 5

## 1993 PEACH BELT TMT. (1-2, 5TH)

(at Savannah, GA)  
ASC 8, USC Spartanburg 2  
USC Spartanburg 6, ASC 5  
USC Spartanburg 5, ASC 3

## 1993 NCAA II REGIONAL (O-2, 3RD)

(at Aiken, SC)  
Francis Marion 8, ASC 7 (11 innings)  
USC Aiken 5, ASC 4

## 1994 PEACH BELT TMT. (3-3, 3RD)

(at Savannah, GA)  
Pembroke State 8, ASC 5  
ASC 10, Pembroke State 7  
ASC 6, Pembroke State 1  
(at Augusta, GA)  
Georgia College 13, ASC 1  
ASC 17, USC Aiken 7  
Georgia College 5, ASC 0

## 1994 NCAA II REGIONAL (3-1, 1ST)

(at Columbus, GA)  
ASC 5, Wingate 4 (10 innings)  
ASC 7, Columbus 5  
Wingate 11, ASC 10  
ASC 12, Wingate 2

## 1994 DII WORLD SERIES (1-2, 5TH)

(at Montgomery, AL)  
ASC 9, Lewis 5  
Central Missouri 8, ASC 7  
Lewis 4, ASC 3

## 1995 PEACH BELT TMT. (O-2, 1 5TH)

(at Savannah, GA)  
USC Aiken 5, ASC 3  
USC Aiken 5, ASC 0

## 1996 PEACH BELT TMT. (1-2, 1 5TH)

(at Savannah, GA)  
ASC 4, USC Aiken 1  
USC Aiken 2, ASC 0  
USC Aiken 6, ASC 3

## 1997 PEACH BELT TMT. (2-3, 4TH)

(at Columbus State University)  
Columbus State Univ. 7, AASU 2  
AASU 5, Columbus State Univ. 4  
AASU 10, Columbus State Univ. 8  
(at Kennesaw State Univ.)  
Kennesaw State Univ. 6, AASU 4  
GCSU. 8, AASU 2

## 1998 PEACH BELT TMT. (3-3, 3RD)

(at GCSU)  
AASU 6, GCSU 3  
GCSU 7, AASU 4  
AASU 12, GCSU 5  
(at Kennesaw State Univ.)  
AASU 6, Francis Marion 4  
Kennesaw State Univ. 6, AASU 0  
Columbus State Univ. 10, AASU 7

## 1998 NCAA II REGIONAL (O-2, 4TH)

(at Kennesaw, Ga.)  
Mount Olive 20, AASU 17  
Columbus State Univ. 5, AASU 0

## 1999 NCAA II REGIONAL (1-2, 3RD)

(at Jacksonville, Fla.)  
North Florida 6, AASU 2  
AASU 8, Mount Olive 3  
North Florida 3, AASU 2

## 2003 NCAA II REGIONAL (O-2, 4TH)

(at Jacksonville, Fla.)  
Kennesaw State 9, AASU 6  
Francis Marion 9, AASU 6

## 2006 PEACH BELT TMT. (1-2, 4TH)

(at Aiken, S.C.)  
AASU 4, Francis Marion 3  
USC Aiken 9, AASU 3  
GCSU 14, AASU 5

## 2006 NCAA II REGIONAL (1-2, 4TH)

(at Milledgeville, Ga.)  
AASU 9, Columbus State 4  
Francis Marion 9, AASU 3  
USC Aiken 9, AASU 6

## 2007 PEACH BELT TMT. (4-1, 1ST)

(at Spartanburg, S.C.)  
AASU 4, Columbus State 1  
AASU 11, Francis Marion 6  
USC Aiken 11, AASU 10 (12 inn.)  
AASU 7, Columbus State 6  
AASU 5, USC Aiken 2

## 2007 NCAA II REGIONAL (O-2, 5TH)

(at Wilson, N.C.)  
GCSU 6, AASU 3  
Mount Olive 4, AASU 2 (10 inn.)

## 2008 PEACH BELT TMT. (O-2, 5TH)

(at Aiken, S.C.)  
Columbus State 16, AASU 6  
USC Aiken 10, AASU 3

## 2009 PEACH BELT TMT. (O-1, 5TH)

(at Aiken, S.C.)  
North Georgia 12, AASU 11

## 2011 PEACH BELT TMT. (2-2, T3RD)

(at Columbus, Ga.)  
North Georgia 5, Armstrong 0  
Armstrong 8, Columbus State 4  
Armstrong 3, Lander 1  
UNC Pembroke 20, Armstrong 15

## ARMSTRONG RECORD IN POSTSEASON PLAY

Peach Belt Tournament .....	20-25
Big South Tournament .....	3-4
NAIA District 25 .....	8-6
NCAA II Regionals .....	13-20
NCAA II World Series .....	1-6
TOTALS.....	45-61



# MEMORABLE SEASONS - '83, '84, '87, '88

## 1983

54-20  
 NAIA #8 Team Ranking  
 NAIA #1 Team Pitching  
 NAIA District Playoff Runner-up  
 100 School Records  
 13-4 vs. NCAA I  
 .326 Team Batting Average

### PLAYERS

Roy Babot  
 Warren Bachmann  
 Gary Broad  
 Jimmy Fisher  
 Scott Hatfield  
 Mike Huggins  
 Jerry Jameson  
 Ricky Meeks  
 Mike Ogilvie

Al Otte  
 Kirk Rahn  
 Mark Simons  
 Billy Ray Smith  
 Kevin Stafford  
 Curtis Thomson  
 Stacey Whiddon  
 Dan Wright  
 Tony Yeomans

### CO-CAPTAINS

Roy Babot  
 Warren Bachmann

### COACHES

Joe Roberts  
 Tommy Thomson  
 Lou Nadell

### ALL-DISTRICT

Warren Bachmann  
 Kirk Rahn  
 Billy Ray Smith  
 Tony Yeomans  
 Stacey Whiddon

### ALL-AREA

Stacey Whiddon

### H.M. ALL-AMERICAN

Stacey Whiddon

## 1984

63-17  
 NAIA #3 Team Ranking  
 NAIA #5 Team Pitching  
 NAIA District Playoff Runner-up  
 52 School Records  
 248 Stolen Bases  
 13-4 vs. NCAA I  
 .332 Team Batting Average

### PLAYERS

Jamie Armstrong  
 Charlie Broad  
 Gary Broad  
 Kevin Brown  
 Danny Demersseman  
 Jimmy Fisher  
 Mike Huggins  
 Tony Kolgaklis  
 Alan Lamb  
 Greg Lanier

Cay Mays  
 Hank McCarthy  
 Ricky Meeks  
 David Poulos  
 Mark Simons  
 Mike Smiciklas  
 Richard Staffory  
 Kevin Staley  
 Stacey Whiddon  
 Tony Yeomans

### CO-CAPTAINS

Stacey Whiddon  
 Tony Yeomans

### COACHES

Joe Roberts  
 Tommy Thomson

### ALL-CONFERENCE

David Poulos  
 Mike Smiciklas  
 Tony Yeomans

### ALL-AREA

David Poulos  
 Mike Smiciklas

### H.M. ALL-AMERICAN

David Poulos  
 Mike Smiciklas

### ALL-DISTRICT

David Poulos  
 Mike Smiciklas  
 Tony Yeomans

## 1987

47-15  
 NCAA I #3 Team Batting  
 NCAA I #4 Slugging Pct.  
 NCAA I #5 Team Scoring  
 NCAA I #8 Home Runs  
 NCAA I #9 Stolen Bases  
 68 School Records  
 21 Game Winning Streak  
 Big South Conference Divisional Champions  
 Big South Conference Tournament Runnersup

### PLAYERS

Bruce Addison  
 David Bone  
 Charlie Broad  
 Chuck Christopher  
 Calvin Culberson  
 Scott Ellis  
 Jimmy Evans  
 Bill Floyd  
 Bill Gearhart  
 Mike Haeussler  
 Bob Hansen

Dana Harding  
 Dan Hixon  
 Brent Korn  
 Bob Long  
 Scott Malcolm  
 Mike Mitchener  
 Joel Owens  
 Barry Peavy  
 Greg Richard  
 Bryon Wagner  
 Roge Williams

### CAPTAIN

Charlie Broad

### COACHES

Joe Roberts  
 Clyde Oliver  
 Tommy Thompson

### ALL-CONFERENCE

Charlie Broad  
 Calvin Culberson  
 Scott Ellis  
 Bill Gearhart  
 Dana Harding  
 Mike Mitchener

### ALL-CONFERENCE TOURNAMENT

Charlie Broad  
 Dana Harding  
 Mike Mitchener

### CONFERENCE TOURNAMENT MYP

Mike Mitchener

### CONFERENCE COACH OF THE YEAR

Joe Roberts

## 1988

42-13  
 NCAA II #2 Team Scoring  
 NCAA II #4 Team Ranking  
 NCAA II #6 Team Pitching  
 52 School Records  
 21 Game Winning Streak  
 NCAA II World Series Participant  
 NCAA II South Atlantic Region Champions

### PLAYERS

Bruce Addison  
 Bill Bickel  
 David Bone  
 Calvin Culberson  
 Scott Ellis  
 Bill Gearhart  
 Bob Hansen  
 Mike Haeussler  
 Dana Harding  
 Dan Hixon

Brent Korn  
 Scott Malcolm  
 Mike Mitchener  
 Danny Moore  
 Rob Musser  
 Joel Owens  
 Sean Sharpe  
 Mark Wagenhauser  
 Roge Williams  
 David Wright

### CO-CAPTAINS

Mike Mitchener  
 Calvin Culberson

### COACHES

Joe Roberts  
 Clyde Oliver  
 Tommy Thomson

### ALL-REGION

Calvin Culberson  
 Bill Gearhart  
 Dana Harding  
 Mike Mitchener

### ALL-AMERICAN

Calvin Culberson  
 Bill Gearhart  
 Dana Harding  
 Mike Mitchener

### ALL-REGION COACH

Joe Roberts



# MEMORABLE SEASONS - '89, '90, '91



## 1989

43-17

NCAA II #1 Final Ranking  
 NCAA II #3 Team Pitching  
 NCAA II #3 Team Scoring  
 NCAA II #6 Team Fielding  
 25 School Records  
 177 Stolen Bases  
 NCAA II World Series Participant  
 NCAA II South Atlantic Region Champions

### PLAYERS

Chad Armstrong	John Middlebrooks	<b>CO-CAPTAINS</b>
Alan Bonds	Danny Moore	Brent Korn
David Bone	Larry Owens	Mark Wagenhauser
Scott Ellis	Jeff Pasquale	
Mike Ewing	Steve Russell	<b>COACHES</b>
Mike Haessler	Rick Sawyer	Joe Roberts
Tommy Harmon	Bill Schmidt	Clyde Oliver
Brent Korn	Brad Squibb	Tommy Thomson
Brian Kracik	Chuck Thompson	
Paul Krafft	Mark Wagenhauser	

### ALL-REGION

Chad Armstrong  
 John Middlebrooks  
 Steve Russell  
 Brad Squibb  
 Chuck Thompson

### ALL-REGION TOURNAMENT

Chad Armstrong  
 Mike Ewing  
 Brent Korn  
 Brian Kracik  
 John Middlebrooks  
 Brad Squibb

### REGION TOURNAMENT MVP

Chad Armstrong

### ALL-AMERICAN

Chad Armstrong

### COACHES

Joe Roberts  
 Clyde Oliver  
 Tommy Thomson

## 1990

47-9

NCAA II #1 Final Ranking  
 NCAA II #1 Team Scoring  
 NCAA II #2 Team Winning Percentage  
 NCAA II #4 Team Pitching  
 NCAA II #5 Team Batting  
 NCAA II #1 Ranking 14 Consecutive Weeks  
 NCAA II National Record 30 Game Winning Streak  
 22 School Records  
 17-5 vs NCAA I Teams  
 NCAA II South Atlantic Region Runners-up

### PLAYERS

Chad Armstrong	John Middlebrooks	<b>CO-CAPTAINS</b>
Alan Bonds	Walt Neveker	Chad Armstrong
Jon Boothe	Larry Owens	Brad Squibb
Marv Ellis	Jeff Pasquale	
Mike Ewing	Steve Russell	<b>COACHES</b>
Mike Haessler	Rick Sawyer	Joe Roberts
Jeff Hanna	Shannon Schurman	Clyde Oliver
Paul Krafft	Bill Schmidt	Tommy Thomson
Darren Lynnam	Brad Squibb	Calvin Culberson
Paul Madinger	Chuck Thompson	
Curt Martin		

### ALL-REGION TMT.

Marv Ellis  
 Curt Martin  
 John Middlebrooks  
 Steve Russell

### ALL-REGION

Chad Armstrong  
*(Co-MVP)*  
 Paul Krafft  
 John Middlebrooks  
 Larry Owens  
 Steve Russell  
 Brad Squibb

### ALL-AMERICANS

Chad Armstrong  
 Paul Krafft  
 Steve Russell  
 Brad Squibb

**HON. MENTION  
 ALL-AMERICANS**  
 John Middlebrooks  
 Larry Owens

## 1991

36-21

NCAA II #2 Team Pitching  
 NCAA II #3 Team Fielding  
 NCAA II #12 Team Final Ranking  
 NCAA II #19 Team Stolen Bases  
 11 School Records  
 17-5 vs NCAA I Teams  
 NCAA II South Atlantic Region Participants

### PLAYERS

George Becerra	Jeff Hanna	<b>CAPTAINS</b>
Jon Boothe	Blu Harvin	Tim Reynolds
Darryll Boyd	Terry Hipp	Shannon Schurman
Craig Bradshaw	Paul Madinger	
Eric Chavez	Roman Miestowski	<b>COACHES</b>
Bret Donovan	Walt Neveker	Joe Roberts
Mark Ewing	Derek Parker	Clyde Oliver
Brian Fussell	Tim Reynolds	Tommy Thomson
Bruce Fussell	Pete Richter	
Joel Goodwin	Bill Schmidt	
Rick Guerrero	Shannon Schurman	
	Darren Sprenger	

### ALL-REGION


Eric Chavez  
 Bret Donovan  
 Pete Richter  
 Bill Schmidt

### ALL-AMERICANS

Eric Chavez (3rd)  
 Bret Donovan (HM)  
 Pete Richter (HM)  
 Bill Schmidt (HM)

### ALL-REGION TOURNAMENT

Eric Chavez



1989 co-captain Mark Wagenhauser circles the bases after his second three-run home run of the game against Springfield.







# MEMORABLE SEASONS - '92, '93, '94

## 1992

45-13-1

- NCAA II #1 Team Pitching
- NCAA II #2 Team Doubles
- NCAA II #4 Team Fielding
- NCAA II #5 Team Scoring
- NCAA II #6 Team Home Runs
- NCAA II #8 Team Final Ranking
- NCAA II #10 Team Slugging Pct.

16 School Records

14 Game Winning Streak

- NCAA II South Atlantic Region Participant
- Peach Belt Conference Season Champions
- Peach Belt Conference Tournament Runner-up

### PLAYERS

George Becerra	Biddy Garza
Daryll Boyd	Daryle Gavlick
Craig Bradshaw	Joel Goodwin
Dan Britz	Roman Miestowski
Eric Chavez	Chris Milisits
Joel Chumley	Derek Parker
Vince Evans	Pete Richter
Mark Ewing	Darren Sprenger
Brian Fussell	Steve Young
Bruce Fussell	Russell Williams

### CAPTAINS

Eric Chavez  
Pete Richter

### COACHES

Joe Roberts  
Clyde Oliver  
Tommy Thomson

### COACH OF THE YEAR

Joe Roberts

### ALL-PBC

Eric Chavez  
(MVP)

Daryle Gavlick  
(Top P)

Roman Miestowski

Pete Richter  
Steve Young

### ALL-PBC TMT.

Daryll Boyd  
Eric Chavez  
Chris Milisits  
Derek Parker  
Pete Richter  
Mike Tencza  
Steve Young

### ALL-REGION TMT.

Roman Miestowski  
Derek Parker

### ALL-REGION

Eric Chavez  
(MVP)  
Daryle Gavlick  
Roman Miestowski  
Steve Young

### ALL-AMERICANS

Eric Chavez  
Daryle Gavlick  
Roman Miestowski  
Steve Young

### CO-CAPTAINS

Tony Kunka  
Gregg Thomas

### COACHES

Joe Roberts  
Tommy Thomson  
Calvain Culberson

### PLAYERS

Clint Brooks	Chris O'Grady
Matt Chambers	Jay Sheppard
Scott DeHaven	Chris Spangler
Scott Donovan	Deron Spink
Brian Ipkock	Preston Taylor
Tony Kunka	Gregg Thomas
Steve Lemieux	Chris Tidwell
Dave McLaughlin	Larry Vrtiska
Jason Miller	John Wilson

## 1993

45-13-1

- NCAA II #1 Team Scoring
- NCAA II #1 Team Winning Pct.
- NCAA II #2 Team Pitching
- NCAA II #4 Team Batting
- NCAA II #4 Team Slugging Pct.
- NCAA II #7 Team Doubles
- NCAA II #10 Team Home Runs
- NCAA II #11 Team Final Ranking

15 School Records

16 Game Winning Streak

- NCAA II South Atlantic Region Participant
- Peach Belt Conference Season Champions

### PLAYERS

George Becerra	Kevin Lane
John Booker	Chris Milisits
Daryll Boyd	Mickey Moody
Dan Britz	Jay Sheppard
Clint Brooks	Chris Spangler
Joel Chumley	Gregg Thomas
Chris Declue	Angel Vega
Scott DeHaven	Larry Vrtiska
Bruce Fussell	Jamie Warwick
Biddy Garza	Kenny Williams
Steve Holland	Rocky Wingate
Tony Kunka	Steve Young

### CAPTAINS

George Becerra  
Chris Milisits  
Steve Young

### COACHES

Joe Roberts  
Clyde Oliver  
Tommy Thomson  
Calvain Culberson  
Joel Crisler

### ALL-PBC

John Booker  
Daryll Boyd  
(Top P)  
Scott DeHaven  
Chris Milisits  
Steve Young

### ALL-PBC TMT.

Daryll Boyd

### ALL-REGION

John Booker  
Daryll Boyd  
Scott DeHaven  
Chris Milisits  
Larry Vrtiska  
Steve Young

### ALL-REGION TMT.

Scott DeHaven  
Mickey Moody

### ALL-AMERICANS

Chris Milisits (2nd)  
John Booker (3rd)  
Scott DeHaven (3rd)  
Daryll Boyd (HM)  
Steve Young (HM)  
Larry Vrtiska (HM)

### ACADEMIC ALL-AMERICAN

Chris Milisits

## 1994

50-15-1

- NCAA II #1 Team Double Plays
- NCAA II #5 Team Final Ranking
- NCAA II #9 Team Triples
- NCAA II #10 Team Pitching
- NCAA II #11 Team Winning Percentage
- NCAA II #14 Team Scoring
- 19 School Records
- NCAA II World Series Participant
- NCAA II South Atlantic Region Champions
- Peach Belt Conference Runner-up

### ALL-PBC

Tony Kunka  
Dave McLaughlin  
Chris Tidwell

### ALL-PBC TMT.

Tony Kunka  
John Wilson

### ALL-REGION

Tony Kunka  
(MVP)  
Dave McLaughlin  
Chris Tidwell

### ALL-REGION TMT.

Matt Chambers  
Tony Kunka  
(MVP)  
Dave McLaughlin  
Jason Miller

### ALL-AMERICANS

Gregg Thomas  
Larry Vrtiska  
John Wilson  
Dave McLaughlin (1st)  
Tony Kunka (3rd)  
Chris Tidwell (HM)

### REGION COACH OF THE YEAR

Joe Roberts





## 1998

38-21  
 NCAA II # 8 Team Pitching  
 NCAA II #14 Team Wins  
 NCAA II #19 Team Ranking  
 NCAA II # 22 Team Fielding  
 5 School Records  
 13 Game Winning Streak  
 NCAA II South Atlantic Regional Participants

### PLAYERS

Clint Belding  
 Kevin Bullard  
 Brian Chester  
 Mark Copeland  
 Matt Griffin  
 Gerald Jones  
 Greg Kennedy  
 Brian Logan  
 Brian Muniz  
 Dave Ruhr

Jay Schroder  
 Doug Sessions  
 Shane Shelton  
 Noah Theiss  
 Sean Timmons  
 Quinn Uzelman  
 Vincent Valinotti  
 Jeremy Wedel  
 Joey Williams  
 Andy Ysalgue

### CAPTAINS

Matt Griffin  
 Vincent Valinotti

### COACHES

Joe Roberts  
 Calvin Culberson  
 Tommy Thomson

### ALL-PBC

Dave Ruhr  
 Andy Ysalgue  
 Jeremy Wedel  
 (Pitcher of the Year)

### ALL-PBC TMT.

Noah Theiss  
 Jeremy Wedel

### ALL-REGION

Sean Timmons  
 Andy Ysalgue  
 Jeremy Wedel  
 (Pitcher of the Year)

### ALL-AMERICAN

Jeremy Wedel

## 1999

42-14  
 NCAA II # 8 Team Fielding  
 NCAA II # 9 Team Pitching  
 NCAA II #11 Team Wins  
 NCAA II #10 Team Ranking  
 5 School Records  
 10 Game Winning Streak  
 NCAA II South Atlantic Regional Participants

### PLAYERS

John Batts  
 Adam Bernero  
 Kevin Bullard  
 Mike Cadwallader  
 Raymond Castillo  
 Brian Chester  
 Pat Daly  
 Marc Fallini  
 Luis Gandara  
 Mike Giltner  
 Chris Humrich  
 Ben Jones

Lance Jordan  
 Bill Keifer  
 Greg Kennedy  
 Jimmy LaRose  
 Damon Moore  
 Brian Muniz  
 Travis Oglesby  
 Jay Schroder  
 Shane Shelton  
 Noah Theiss  
 Quinn Uzelman  
 Joey Williams

### CAPTAINS

Brian Muniz  
 Noah Theiss

### COACHES

Joe Roberts  
 Calvin Culberson  
 Tommy Thomson

### ALL-PBC

Adam Bernero  
 Chris Humrich

### ALL-REGION

Chris Humrich  
 Adam Bernero

### ALL-REGION TMT.

Travis Oglesby  
 Raymond Castillo

## 2001

38-15  
 NCAA II #15 Team Ranking  
 NCAA II #17 Team Batting  
 NCAA II #18 Team Winning Pct.  
 NCAA II #19 Team Victories  
 NCAA II #29 Team Pitching  
 11 Peach Belt Records  
 10-Game Peach Belt Winning Streak  
 Defeated 3 NCAA II World Series Teams

### PLAYERS

Brian Allen  
 Stacy Bennett  
 Kyle Blevins  
 Chris Boaen  
 B.J. Brinkmeier  
 Ryan Chromek  
 Pat Daly  
 Chris Dentler  
 Donnie Dill  
 Matt Easterwood

David Harriman  
 Bill Keifer  
 Justin Lillie  
 Rob Mills  
 Andrew Moss  
 Kyle Murdock  
 Kirk Nordness  
 Adam Olejniczak  
 Jason Pruitt  
 Trevor Rurak

Zach Shelnett  
 Jeff Thomas  
 Nick Wells  
 Brandon Wolcott

### COACHES

Joe Roberts  
 Tommy Thomson  
 Calvin Culberson

### ALL-PBC

B.J. Brinkmeier  
 Kirk Nordness  
 David Harriman

### ALL-REGION

B.J. Brinkmeier  
 Kirk Nordness  
 David Harriman

*Catcher David Harriman was a two-time All-PBC and All-Region honoree for the Pirates in 2001 and 2002. He began the 2002 season with a 41-game hitting streak, then an NCAA Division II single season record, and earned ABCA and Verizon Academic All-America honors.*



# MEMORABLE SEASONS - 2003, 2005-2007



## 2003

36-15  
 NCAA II #2 Team Pitching  
 NCAA II #9 Team Final Ranking  
 NCAA II #15 Team Fielding  
 NCAA II #18 Team Winning Percentage  
 14 Peach Belt Records  
 9 Armstrong Atlantic State Records  
 14 Game Winning Streak  
 Peach Belt Conference Co-Champions  
 NCAA II South Atlantic Regional Participants

### PLAYERS

Stacy Bennett	Kyle Maddux
Chris Boaen	Brandon McKinnon
Adam Brandenburg	Curtis Morrison
Brian Dice	Jeremy Olson
Jon Dobyns	Michael Pelley
George Fletcher	Zach Shelnuitt
Andrew Graham	Matt Stephens
Josh Griffin	Joe Swaim
Brett Hart	Jon Troop
Jeremy Lendvoy	

### COACHES

Joe Roberts  
 Calvin Culberson  
 Tommy Thomson

### ALL-PBC

Stacy Bennett - UTIL  
 Jon Dobyns - P  
 Jeremy Olson - P

ALL-REGION TMT.  
 Brian Dice

COACH OF THE YEAR  
 Joe Roberts

ALL-AMERICA  
 Jon Dobyns - 1st

### ALL-REGION

Jon Doybns - 1st  
 (Pitcher of the Year)  
 Jeremy Olson - 2nd

## 2005

34-16  
 NCAA II #18 Team Final Ranking  
 NCAA II #24 Winning Percentage  
 NCAA II #30 Team Pitching  
 NCAA II #35 Team Batting Average  
 NCAA II #39 Team Fielding Percentage

### PLAYERS

Brad Bohannon	Chad Grass	Brandon Stelter
Leon Boyd	Sean Hotzak	Jon Troop
Jared Combs	Daniel Kaufman	Chris Webb
Joey Davis	Brett Lane	Andrew Whiggum
Miguel Donate	Chase Leatherwood	
Austin Ducey	Jarin Lewis	<b>COACHES</b>
Thomas Ferrara	Matt Nalutka	Joe Roberts
Garrett Fox	Brandon Nunez	Calvain Culberson
Devon Franklin	Adam Pelley	Tommy Thomson
Jonnie Geiger	Rob Recuenco	

### ALL-PBC

Adam Pelley - INF  
 Jon Troop - P  
 Matt Nalutka - RP

### COSIDA ACADEMIC ALL-DISTRICT

Jon Troop - 1st  
 Brandon Nunez - 2nd

### ALL-REGION

Matt Nalutka - 1st  
 Jon Troop - 1st  
 Adam Pelley - 2nd  
 Chase Leatherwood - 2nd

### ALL-AMERICA

Matt Nalutka - 1st  
 Jon Troop - HM

## 2006

40-18-1  
 NCAA II #17 Pitching Strikeouts  
 NCAA II #24 Team Final Ranking  
 NCAA II #24 Team Wins  
 NCAA II #28 Team Fielding Percentage  
 NCAA II #34 Team Winning Percentage  
 16 School Records  
 21-Game Winning Streak  
 NCAA II South Atlantic Regional Participants

### PLAYERS

Brad Bohannon	Daniel Heflin	Marc Noble
Jared Combs	Jeremy Horst	Vyt Rivers
John Cox	Sean Hotzak	Jacob Roberson
Josh Dallas	Mitch Hudson	Dave Roessler
Joey Davis	Aaron Johnson	Brandon Stelter
Andrew Dismukes	Daniel Kaufmann	David Whitfield
Miguel Donate	Brett Lane	Josh Wilson
Austin Ducey	Chase Leatherwood	
John Ducey	Jarin Lewis	<b>COACHES</b>
Tyler Evans	Truman Marek	Joe Roberts
Pete Gundloff	Matt Nalutka	Tommy Thomson
		Calvain Culberson

### ALL-PBC

Miguel Donate - C  
 Daniel Heflin - DH  
 Truman Marek - OF

### ALL-PBC TMT.

Daniel Heflin  
**ALL-REGION**  
 Daniel Heflin - 2nd  
 Truman Marek - 1st

### ALL-AMERICA

Truman Marek (HM)

## 2007

39-23  
 NCAA II #9 Team Triples  
 NCAA II #21 Team Final Ranking  
 NCAA II #32 Team Stolen Bases  
 NCAA II #34 Team Winning Percentage  
 Seven School Records  
 Ten Peach Belt Conference Records  
 Peach Belt Conference Tournament Champions  
 NCAA II South Atlantic Regional Participants

### PLAYERS

Brad Bohannon	Nate Herder	Vyt Rivers
Kenny Cail	Jeremy Horst	Jacob Roberson
Jeff Chase	Sean Hotzak	Dave Roessler
Blake Culberson	Eric Hudson	Chris Smith
Josh Dallas	Mitch Hudson	Josh Wilson
Joey Davis	Aaron Johnson	
Sam Dotson	Truman Marek	<b>COACHES</b>
Austin Ducey	Derrek Miller	Joe Roberts
Tyler Evans	Marc Noble	Tommy Thomson
	Ross Partee	Calvain Culberson

### ALL-PBC

Sean Hotzak - C  
 Tyler Evans - INF  
 Truman Marek - OF

### ALL-PBC TMT.

Josh Wilson (MVP)  
 Blake Culberson  
 Truman Marek

### ALL-AMERICA

Truman Marek (HM)

### ALL-REGION

Austin Ducey - 2nd  
 Sean Hotzak - 1st  
 Truman Marek - 1st  
 Josh Wilson - 2nd





## THE ARMSTRONG ATHLETIC DEPARTMENT WISHES TO THANK THE FOLLOWING FOR THEIR SUPPORT OF PIRATE ATHLETICS !



### OVERALL COACHING RECORDS

### ARMSTRONG BASEBALL COACHING HISTORY

Roy Sims 1967 (20-8, .714)
George Bedwell 1968 (11-18, .379)
Bob Backus 1969-70 (19-41, .317)
Tom Kinder 1971-78 (121-143, .458)
Tommy Cannon 1979 (13-25, .342)
Joe Roberts 1980-Present (1250-607, .673)

YEAR	W-L	PCT.	COACH
1967	20- 8	.714	Sims
1968	11-18	.379	Bedwell
1969	12-17	.414	Backus
1970	7-24	.226	Backus
1971	7-14	.333	Kinder
1972	14- 9	.609	Kinder
1973	21-12	.633	Kinder
1974	24-15	.615	Kinder
1975	15-22	.405	Kinder
1976	14-24	.368	Kinder
1977	16-23	.410	Kinder
1978	10-24	.294	Kinder
1979	13-25	.342	Cannon
1980	22-20	.524	Roberts
1981	35-33	.515	Roberts
1982	44-24	.647	Roberts
1983	54-20	.730	Roberts
1984	63-17	.787	Roberts
1985	55-18	.753	Roberts
1986	37-20	.649	Roberts
1987	47-15	.758	Roberts
1988	42-13	.764	Roberts

YEAR	W-L	PCT.	COACH
1989	43-17	.717	Roberts
1990	47- 9	.839	Roberts
1991	36-21	.632	Roberts
1992	45-13	.776	Roberts
1993	45-13	.776	Roberts
1994	50-15	.769	Roberts
1995	27-23	.540	Roberts
1996	31-23	.574	Roberts
1997	33-25	.569	Roberts
1998	38-21	.644	Roberts
1999	42-14	.750	Roberts
2000	37-17	.685	Roberts
2001	38-15	.717	Roberts
2002	34-21	.618	Roberts
2003	36-15	.706	Roberts
2004	29-27	.518	Roberts
2005	34-16	.680	Roberts
2006	40-18	.690	Roberts
2007	39-23	.629	Roberts
2008	27-23	.540	Roberts
2009	38-18	.679	Roberts
2010	27-23	.540	Roberts
2011	35-17	.673	Roberts

45 1434-842 .630





From 1989 through 2004, the Diamond Classic / Great Savannah Shootout brought some of the nation's best collegiate baseball players to the Coastal Empire area.

The 2004 version of the classic was a matchup of three top NCAA Division II programs in the last 15 years as Florida Southern and Missouri-St. Louis joined Armstrong Atlantic State at Pirate Field for five games - three of which were decided by just one run.

AASU and Florida Southern began the Classic with a 7-6 thriller that saw the Mocs plate four runs in the top of the ninth inning before Pirate reliever Brett Hart struck out Mocs center fielder Gilbert Martinez with the tying run on third base to end the game.

Florida Southern defeated Missouri-St. Louis, 12-3, and the Pirates knocked off the Rivermen, 17-5, in the second day of action, but that just served to set up a fantastic final day of action.

Missouri-St. Louis scored five runs in the fifth inning to take a 6-0 lead over the Mocs, then held on for a 6-5 win over Florida Southern for its first win in the Classic.

Florida Southern fell behind again in the Classic finale, entering the ninth inning down 6-4, but after two singles and an error brought home one run, Matt Joyce laced a two-out, two-run double that gave the Mocs a 7-6 win over the Pirates.

The 2004 Classic followed on the heels of the previous version which saw preseason No. 1 Georgia Tech, Michigan and Rider join AASU in the 2003 Diamond Classic. Georgia Tech defeated Rider in the opening game of the Classic on Friday afternoon, 8-1. The host Pirates then made a second successful opening by knocking off Michigan, 11-4, thanks to a seven-run eighth inning that snapped a 4-4 tie.

After weather forced the cancellation of one game on Saturday, fans were treated to a tripleheader on the Classic's final day. Michigan blasted Rider, 15-1, then engaged top-ranked Georgia Tech in a thriller that went down to the wire - literally - as Georgia Tech won in the bottom of the ninth inning after the Wolverines had tied up the game, 6-6, in the top of the ninth. GT shortstop Tyler Greene rapped a one-out single to give the Yellowjackets the victory.

The final game of the Classic pitted two undefeated teams in AASU and Georgia Tech, but the Yellowjackets proved to be too much for the host Pirates, using a five-run fifth inning to break open a close contest and close out the Classic with a 12-4 win.


All in all, Georgia Tech, Michigan and Rider added their names to the impressive list of teams that have now taken part in the Classic in its 16-year odyssey. Georgia Southern, Wake Forest, Georgia, Liberty and others made up the first field back in 1989 and since then, the Citadel, Kentucky, North Carolina State, North Carolina, Vanderbilt and other top Division I schools have taken the

field.

Through the years, several future Major League ballplayers have graced the Classic's history and more will be coming as the 2003 Classic field generated 10 picks in the 2003 MLB First-Year Player Draft, highlighted by first-round pick Matt Murton of Georgia Tech, selected by the Boston Red Sox with the 32<sup>nd</sup> overall selection. Several former major league players have also come through Savannah in the Classic's previous history, including Georgia's Dave Fleming, Kentucky's Rod Bolton, Larry Luebbers, William VanLandingham and Mark Thompson, Georgia Southern's Joey Hamilton and Todd Greene, The Citadel's Tim Lincecum, Memphis's Mike



AASU first baseman Deron Spink holds on UNC's Manny DaSilva during a 1994 Classic game in which the Pirates defeated the Tarheels, 6-3.



A crowd of 3,115 watched Armstrong Atlantic State defeat Georgia in 11 innings, 7-6, in the finale of the 2002 Memorial Health Diamond Classic at historic Grayson Stadium.



# SAVANNAH SHOOTOUT HISTORY



## YEAR-BY-YEAR RESULTS OF THE DIAMOND CLASSIC (FORMERLY THE GREAT SAVANNAH SHOOTOUT)

### 1989

Campbell 8, The Citadel 6  
 Georgia Southern 13, Campbell 0  
**Armstrong Atlantic** 3, The Citadel 2  
 Mercer 7, Campbell 1  
 The Citadel 10, Mercer 4  
**Armstrong Atlantic** 16, Mercer 2  
 Wake Forest 6, **Armstrong Atlantic** 4  
 Georgia 14, Wake Forest 4  
 Georgia Southern 6, Wake Forest 5  
 Georgia 5, **Armstrong Atlantic** 2  
 Liberty 10, **Armstrong Atlantic** 2  
 Augusta 7, **Armstrong Atlantic** 2  
 Augusta 12, Liberty 3  
 Augusta 10, Radford 9  
**Armstrong Atlantic** 8, Radford 0

### 1990

Wake Forest 10, Mercer 1  
 The Citadel 5, **Armstrong Atlantic** 4  
 Charleston Southern 12, Howard 1  
**Armstrong Atlantic** 8, Char. Strn. 2  
**Armstrong Atlantic** 17, Howard 0  
**Armstrong Atlantic** 11, Howard 6  
 Army 15, Louisville 10  
**Armstrong Atlantic** 10, Vanderbilt 1  
 Vanderbilt 7, Army 3  
**Armstrong Atlantic** 3, Louisville 1  
 Vanderbilt 8, Louisville 7  
**Armstrong Atlantic** 5, Army 4  
 Kentucky 6, Mercer 5  
**Armstrong Atlantic** 6, Augusta 4  
 Mercer 7, Augusta 3  
**Armstrong Atl.** 11, Kentucky 10 (12)  
 Kentucky 12, Augusta 5  
**Armstrong Atlantic** 7, Mercer 6

### 1991

N.C. State 14, S.C. State 1  
**Armstrong Atlantic** 9, S.C. State 4  
 The Citadel 15, S.C. State 2  
 N.C. State 5, **Armstrong Atlantic** 4  
 N.C. State 2, The Citadel 1 (15)  
**Armstrong Atlantic** 3, The Citadel 2  
**Armstrong Atlantic** 16, Howard 2  
 Kentucky 7, Augusta 1  
**Armstrong Atlantic** 13, Howard 2  
 Augusta 2, Howard 0  
 Kentucky 10, **Armstrong Atlantic** 9  
 Kentucky 15, Howard 2  
**Armstrong Atlantic** 7, Augusta 4  
**Armstrong Atlantic** 18, Howard 1  
 Vanderbilt 8, The Citadel 1  
 Vanderbilt 7, Wake Forest 6  
 Wake Forest 12, **Armstrong Atl.** 8  
 Wake Forest 8, The Citadel 6  
**Armstrong Atlantic** 6, Vanderbilt 2

### 1992

**Armstrong Atlantic** 13, Howard 2  
 N.C. State 1, Kentucky 0  
**Armstrong Atlantic** 5, Howard 0  
 N.C. State 7, Howard 2  
 Kentucky 11, **Armstrong Atlantic** 7  
 Kentucky 13, Howard 3  
 N.C. State 8, **Armstrong Atlantic** 5  
 Vanderbilt 14, S.C. State 5  
**Armstrong Atlantic** 6, S.C. State 0  
 The Citadel 10, S.C. State 9  
**Armstrong Atlantic** 9, Vanderbilt 3  
 The Citadel 3, Vanderbilt 1  
**Armstrong Atlantic** 3, The Citadel 1

### 1993

S.C. State 13, Howard 2  
**Armstrong Atlantic** 10, The Citadel 9  
 The Citadel 20, Howard 0  
**Armstrong Atlantic** 23, S.C. State 3  
 The Citadel 9, S.C. State 0  
**Armstrong Atlantic** 22, Howard 0  
**Armstrong Atlantic** 25, Howard 6  
**Armstrong Atlantic** 12, Howard 0  
 N.C. State 3, Kentucky 2  
**Armstrong Atlantic** 16, Howard 1  
 N.C. State 10, Howard 0  
 Kentucky 3, **Armstrong Atlantic** 0  
 Kentucky 8, Howard 2  
 N.C. State 8, **Armstrong Atlantic** 5

### 1994

North Carolina 3, The Citadel 1  
**Armstrong Atl.** 14, Georgia State 5  
 The Citadel 8, Georgia State 4  
**Armstrong Atl.** 6, North Carolina 3  
 Troy State 22, Howard 1  
 Troy State 9, **Armstrong Atlantic** 8  
 N.C. State 6, Troy State 3  
**Armstrong Atlantic** 12, Howard 1  
 N.C. State 16, Howard 10  
**Armstrong Atlantic** 28, Howard 3  
 N.C. State 21, Howard 2  
**Armstrong Atl.** 13, N.C. State 13 (10)  
**Armstrong Atlantic** 13, Howard 1

### 1995

**Armstrong Atlantic** 2, Howard 0  
 Howard 6, **Armstrong Atlantic** 5  
**Armstrong Atlantic** 10, Howard 1

### 1996

Mercer 13, Howard 1  
 Mercer 9, **Armstrong Atlantic** 8  
 N.C. State 19, Mercer 0  
**Armstrong Atlantic** 11, Howard 4  
**Armstrong Atlantic** 14, Howard 7  
 N.C. State 12, Howard 4  
 N.C. State 7, **Armstrong Atlantic** 4  
 Howard 3, **Armstrong Atlantic** 2

### 1997

**Armstrong Atlantic** 6, Wofford 5  
**Armstrong Atlantic** 6, Wofford 2

### 1998

**Armstrong Atlantic** 15, Howard 4  
 Mercer 10, Howard 0  
**Armstrong Atlantic** 9, Howard 5  
 Mercer 11, Howard 2  
**Armstrong Atlantic** 0

### 2002

Georgia 10, North Carolina 8  
**Armstrong Atlantic** 9, Connecticut 8 (10)  
 Georgia 7, Connecticut 4  
 North Carolina 10, **Armstrong Atlantic** 6  
 North Carolina 13, Connecticut 5  
**Armstrong Atlantic** 7, Georgia 6 (11)

### 2003

Georgia Tech 8, Rider 1  
**Armstrong Atlantic** 11, Michigan 4  
 Michigan 15, Rider 1  
 Georgia Tech 7, Michigan 6  
 Georgia Tech 12, **Armstrong Atlantic** 4

### 2004

**Armstrong Atlantic** 7, Florida Southern 6  
 Florida Southern 12, Missouri-St. Louis 3  
**Armstrong Atlantic** 17, Missouri-St. Louis 5  
 Missouri-St. Louis 6, Florida Southern 5  
 Florida Southern 7, **Armstrong Atlantic** 6

## ALL-TIME CLASSIC RECORDS

### Armstrong Atlantic ...48-21-1

Army .....	1-2
Augusta .....	4-5
Charleston Southern ...	1-1
Campbell .....	1-2
Connecticut .....	0-3
Florida Southern .....	2-2
Georgia .....	4-1
Georgia Southern .....	2-0
Georgia State .....	0-2
Georgia Tech .....	3-0
Howard .....	2-36
Kentucky .....	9-3
Liberty .....	1-1
Louisville .....	0-3
Mercer .....	7-6
Michigan .....	1-2
Missouri-St. Louis .....	1-2
North Carolina .....	3-2
North Carolina State ..	15-0-1
Radford .....	0-2
Rider .....	0-2
South Carolina State ..	1-8
The Citadel .....	8-9
Troy State .....	2-1
Vanderbilt .....	5-4
Wake Forest .....	4-3
Wofford .....	0-2







## ALL-CONFERENCE TOURNAMENT

**1985**  
 Chuck Christopher  
 Bill Fortner  
 J.D. Scott  
**1987**  
 Charlie Broad  
 Dana Harding  
 Mike Mitchener  
**1992**  
 Daryll Boyd  
 Eric Chavez  
 Chris Milisits  
 Derek Parker  
 Pete Richter  
 Mike Tencza  
 Steve Young  
**1993**  
 Daryll Boyd  
**1994**  
 Tony Kunka  
 John Wilson

**1996**  
 Chris Case  
**1997**  
 Mark Batia  
**1998**  
 Noah Theiss  
 Jeremy Wedel  
**2007**  
 Blake Culberson  
 Truman Marek  
 Josh Wilson  
**2011**  
 Trent Landa

**CONFERENCE TOURNAMENT MVP**  
**1987**  
 Mike Mitchener  
**2007**  
 Josh Wilson

## NAIA ALL-DISTRICT HONORS

**1982**  
 Warren Bachmann  
 Kirk Rahn  
 Billy Ray Smith  
 Stacy Whiddon  
 Tony Yeomans  
**1984**  
 David Poulos  
 Mike Smicklas  
 Tony Yeomans

**DISTRICT 25 COACH OF THE YEAR**  
**1984**  
 Joe Roberts

## FOUR-YEAR LETTERWINNERS

**1972**  
 Dennis Pruitt  
**1973**  
 Mark Mamalakis  
**1974**  
 Linn Burnsed  
 Steve McNeill  
 Pat Holland  
**1976**  
 Tommy Bumgardner  
 John Snelling  
 Chuck Thomas  
**1979**  
 Eddie Aenchbacher  
**1980**  
 Danny Pickell  
 Dan Seitz  
 Mike Stone  
**1981**  
 Tim Norton  
 Ty Jenny  
**1984**  
 Tony Yeomans  
**1986**  
 Ricky Meeks  
 Kevin Stafford  
 Mark Simons  
**1987**  
 Charlie Broad

**1988**  
 Calvin Culberson  
**1989**  
 Scott Ellis  
**1990**  
 Mike Haeussler  
**1998**  
 Gerald Jones  
**1999**  
 Greg Kennedy  
**2000**  
 Kevin Bullard  
 Shane Shelton  
 Joey Williams  
**2002**  
 Pat Daly  
**2003**  
 Chris Boaen  
**2004**  
 Zach Shelnett  
**2007**  
 Sean Hotzak  
**2008**  
 Joey Davis  
**2010**  
 Josh Wilson  
**2010**  
 Blake Culberson  
 Josh Heath  
 Michael Price

## COSIDA ACADEMIC ALL-AMERICANS

**1993**  
 Chris Milisits - 3rd  
**2002**  
 David Harriman - 2nd

**2004**  
 Michael Pelley - 1st

## PRESIDENT'S CUP RECIPIENTS

THE PRESIDENTS CUP IS AWARDED TO ARMSTRONG'S TOP SCHOLAR ATHLETE BY THE SAVANNAH EXCHANGE CLUB

<b>1968</b> Denny Sims	<b>1994</b> Gregg Thomas
<b>1970</b> Dennis Pruitt	<b>1996</b> Clint Brooks
<b>1972</b> Roy Smith	<b>1997</b> Doug Sessions
<b>1976</b> James Sikes	<b>2002</b> Matt Easterwood
<b>1978</b> Ed Aenchbacher III	<b>2003</b> Adam Brandenburg
<b>1979</b> Ted Kinder	<b>2005</b> Brandon Nunez
<b>1989</b> Mike Mitchener	<b>2007</b> Marc Noble
<b>1990</b> Brad Squibb	<b>2011</b> Josh Heath
<b>1992</b> Mark Ewing	


## COSIDA ACADEMIC ALL-DISTRICT III

<b>1993</b> Chris Milisits	<b>2005</b> Jon Troop
<b>1994</b> Gregg Thomas	<b>2009</b> Brandon Nunez
<b>2002</b> Matt Easterwood	<b>2010</b> Kenny Cail
<b>2003</b> David Harriman	<b>2010</b> Josh Heath
<b>2004</b> Adam Brandenburg	<b>2011</b> Josh Heath
<b>2004</b> Michael Pelley	


## PBC PLAYER OF THE YEAR



Eric Chavez, 1992



Daryll Gavlick, 1992



Daryll Boyd, 1993



Jeremy Wedel, 1998

## PBC PITCHERS OF THE YEAR

Senior Josh Heath was named the 2010-11 Peach Belt Conference Male Scholar-Athlete of the Year at the league's annual meeting in Hilton Head in May 2011. Heath graduated from Armstrong with a biology degree and a 3.91 GPA, while also earning the Leslie B. Davenport award, given to the most outstanding biology major. A three-time Capital One Academic All-District III selection for the Pirates, Heath was also on the Dean's List in 2011 and was recognized by the school as the top overall model student as recognized by the State of Georgia legislature.





# ARMSTRONG PIRATE TEAM HONOR ROLL

## CHARLES BURNSED MVP AWARD

1976	Stanley Walker
1977	Danny Pickell
1978	Ronnie Peacock
1979	Eddie Aenchbacher
	Ted Kinder
1980	Danny Pickell
1981	Pat Ryan
	Gerald Sharpe
1982	Warren Bachmann
1983	Billy Ray Smith
1984	Tony Yeomans
1985	J.D. Scott
1986	Mickey Peyton
1987	Charlie Broad
1988	Mike Mitchener
1989	Chad Armstrong
1990	Chad Armstrong
1991	Eric Chavez
1992	Eric Chavez
	Roman Miestowski
1993	Chris Milisits
1994	Tony Kunka
1995	Doug Louthan
1996	Jeff Agard
1997	Andy Ysalgue
1998	Andy Ysalgue
1999	Adam Bernero
2000	Haydn Chinn
2001	David Harriman
	Kirk Nordness
2002	David Harriman
2003	Stacy Bennett
2004	Michael Pelley
2005	Matt Nalutka
2006	Truman Marek
2007	Truman Marek
2008	Josh Wilson
2009	Juan Dorado
2010	John Roberts
2011	John Roberts

## TOM BEYTAGH GOLD GLOVE AWARD

1980	Gerald Sharpe
1981	Billy Ray Smith
1982	Billy Ray Smith
	Warren Bachmann
1983	Stacey Whiddon
	Mike Huggins
1984	Mike Huggins
	Kevin Brown
1985	Charlie Broad
1986	Charlie Broad
	Mike Cassalla
1987	Charlie Broad
1988	Brent Korn
1989	Brent Korn
	John Middlebrooks
	Brad Squibb
1990	Chad Armstrong
	Brad Squibb
1991	Eric Chavez
	Walt Neveker
1992	Eric Chavez
	Chris Milisits
1993	Chris Milisits
	Dan Britz
1994	Dave McLaughlin
1995	Richard Ernst
1996	None
1997	Doug Sessions
1998	Andy Ysalgue
	Brian Muniz
1999	Brian Muniz
	Ray Castillo
	Jimmy LaRose
2000	Ray Castillo
2001	Stacy Bennett
2002	David Harriman
2003	Stacy Bennett
2004	Brandon Nunez
	Michael Pelley
2005	Adam Pelley
2006	Josh Dallas
2007	Tyler Evans
	Marc Noble
2008	Juan Dorado
2009	Juan Dorado
2010	Alex Wyche
2011	Alex Frederick
	Michael Price

## RICHARD MEES PITCHING AWARD

1980	Gordie Shuman
1981	Roger Moore
1982	Mark Simons
1983	Billy Ray Smith
	Gary Broad
1984	Gary Broad
1985	Chuck Christopher
1986	Rick Zakrajsek
1987	Chuck Christopher
	Bill Gearhart
1988	Bill Gearhart
	Rob Musser
1989	Chuck Thompson
1990	Paul Krafft
1991	Bill Schmidt
1992	Daryle Gavlick
1993	Daryll Boyd
1994	Chris Tidwell
1995	Mike Hopper
1996	Jeff Agard
1997	Joey Williams
1998	Jeremy Wedel
1999	Adam Bernero
2000	Jason Ackley
2001	B.J. Brinkmeier
2002	Mike Roga
2003	Jon Dobyans
2004	Zach Shelnett
2005	Matt Nalutka
2006	John Ducey
2007	Austin Ducey
2008	Brandon McCreery
2009	Cody Walden
2010	Brandon McCreery
2011	Scott Strickland

## DANIEL CRAWFORD ROOKIE AWARD

1980	Bill Holbrook
1981	Tony Yeomans
1982	Rickey Jones
1983	Ricky Meeks
1984	Charlie Broad
1985	Calvain Culberson
1986	Mike Mitchener
1987	Roge Williams
1988	Danny Moore
	Mark Wagenhauser
1989	Steve Russell
1990	Jeff Hanna
1991	Bret Donovan
1992	Steve Young
1993	Scott DeHaven
1994	Dave McLaughlin
1995	Richard Ernst
1996	David Young
1997	Joey Williams
1998	Noah Theiss
1999	Ray Castillo
2000	Nick Snow
2001	Chris Dentler
2002	Matt Stephens
2003	Brett Hart
2004	Sean Hotzak
2005	Jon Geiger
2006	Marc Noble
2007	Josh Wilson
2008	Brandon McCreery
2009	Ryan Smith
2010	None
2011	Clayton Miller

## ROY SIMS CAPTAIN AWARD


1980	Danny Pickell; Dan Seitz
1981	Tim Norton; Ty Jenny
1982	Pat Ryan
1983	Warren Bachmann; Roy Babot
1984	Tony Yeomans; Stacey Whiddon
1985	Ricky Meeks
1986	Ricky Meeks
1987	Charlie Broad
1988	Calvain Culberson; Mike Mitchener
1989	Brent Korn; Mark Wagenhauser
1990	Chad Armstrong; Brad Squibb
1991	Tim Reynolds; Shannon Schurman
1992	Eric Chavez; Pete Richter
1993	Jorge Becerra; Chris Milisits
	Steve Young
1994	Tony Kunka; Gregg Thomas
1995	None
1996	None
1997	Matt Griffin; Scott Harrell
1998	Matt Griffin; Vinny Valinotti
1999	Brian Muniz; Noah Theiss
2000	None
2001	None
2002	None
2003	Chris Boalen; Jeremy Olson
	Adam Brandenburg
2004	Michael Pelley
2005	Rob Recunoco; Jon Troop
	Brandon Nunez; Chris Webb
	Thomas Ferrara; Leon Boyd
2006	Jarin Lewis; Chase Leatherwood
	Miguel Donate; Matt Nalutka
2007	Josh Dallas; Truman Marek
	Tyler Evans; Brad Bohannon
	Marc Noble; Sean Hotzak
	Vyt Rivers; Jeremy Horst
2008	Nate Herder; Derrek Miller
	Chris Smith; Ross Partee
	Joey Davis
2009	Jeff Chase; Kenny Cail
	Juan Dorado; Cody Walden
2010	None
2011	Drew Carnes; Jonathan Fulghum; Josh Heath

## NICK MAMALAKIS COMPETITOR AWARD


1980	Ty Jenny
1981	Tim Norton
1982	Pat Ryan
	Keith Jones
1983	Tony Yeomans
1984	Mike Huggins
1985	Gary Jackson
1986	Charlie Broad
1987	Charlie Broad
	Mike Mitchener
1988	Brent Korn
1989	Brad Squibb
1990	Brad Squibb
1991	Tim Reynolds
1992	Chris Milisits
1993	Chris Milisits
1994	Deron Spink
1995	Doug Louthan
1996	Jason Mantooth
1997	Greg Kennedy
1998	Jeremy Wedel
1999	Chris Humrich
2000	Jimmy LaRose
2001	Ryan Chromek
	Zach Shelnett
2002	David Harriman
2003	Adam Brandenburg
	Michael Pelley
2004	Michael Pelley
2005	Chris Webb
2006	Josh Dallas
2007	Josh Dallas
2008	Chris Smith
2009	Juan Dorado
	Thomas Gray
2010	Thomas Gray
2011	Mike Barnhill

## TOMMY THOMSON SILVER BAT AWARD

1980	Bill Stanley
1981	Roy Babot
1982	Kirk Rahn
1983	Kirk Rahn
1984	Mike Smiciklas
1985	Bill Fortner
1986	Mike Cassala
1987	Charlie Broad
	Dana Harding
	Mike Mitchener
1988	Mike Mitchener
1989	Chad Armstrong
1990	Chad Armstrong
	Steve Russell
	Brad Squibb
1991	Pete Richter
1992	Eric Chavez
	Roman Miestowski
1993	Chris Milisits
1994	Tony Kunka
1995	Richard Ernst
1996	Mark Todd
1997	Mark Batia
1998	David Ruhr
1999	Jimmy LaRose
2000	Haydn Chinn
2001	Kirk Nordness
2002	David Harriman
2003	Stacy Bennett
2004	Brandon Nunez
2005	Adam Pelley
2006	Brad Bohannon
	Truman Marek
2007	Tyler Evans
	Josh Wilson
2008	Josh Wilson
2009	Alex Wyche
2010	John Roberts
2011	Drew Walker



*Mark Simons pitched AASU's only perfect game in 1982.*



*Chuck Christopher recorded 10-win seasons in 1985 and 1987 for the Pirates.*

# ARMSTRONG TEAM RECORDS - INNING



## PLATE APPEARANCES

21 vs. North Greenville, February 10, 2006

## AT BATS

17, vs. Bridgewater, 1988 (NCAA II, t5th place)

## RUNS

16 vs. North Greenville, February 10, 2006

## HITS

14, vs. Bridgewater, 1988 (NCAA II, t6th place)

## SINGLES

11 vs. North Greenville, February 10, 2006

## DOUBLES

4, five times. Last vs. Adelphi, 1994

## TRIPLES

2, vs. Howard, 1994 and The Citadel, 1967

## HOME RUNS

5, vs. Bridgewater, 1988 (NCAA II, t3rd place)

## CONSECUTIVE HOME RUNS

3, vs. Bridgewater, 1988

## GRAND SLAMS

2, vs. Augusta State, 2007 (ties NCAA DII Record)

## RUNS BATTED IN

15, vs. Bridgewater, 1988 (NCAA II, t6th place)

## EXTRA BASE HITS

6, vs. Adelphi, 1994

## TOTAL BASES

29, vs. Bridgewater, 1988 (NCAA II, 3rd place)

## WALKS

10, vs. Edward Waters, 1985

## STOLEN BASES

8, vs. Edward Waters, 1985

## HIT BY PITCH

4, vs. Adelphi, March 7, 2000 (NCAA II, t4th place)

## TIMES ON BASE

19 vs. North Greenville, February 10, 2006

## CONSECUTIVE HITS

8, vs. Concordia, 1989

## CONSECUTIVE TIMES ON BASE

14, vs. Gannon, 1987

# ARMSTRONG TEAM RECORDS - GAME

## PLATE APPEARANCES

79, vs. Valdosta State, 1988 (NCAA II, t3rd place)

## TOTAL PLATE APPEARANCES, BOTH TEAMS

149, vs. Valdosta State, 1988 (NCAA II, t3rd place)

## AT BATS

55, vs. Valdosta State, 1988

## RUNS

29, vs. Paine, 1989

## HITS

28, vs. Gannon, 1987 and Mercer-Atlanta, 1983

## HITS, BOTH TEAMS

44, vs. Mount Olive, May 14, 1988

## SINGLES

23, vs. Wittenberg, 1984

## DOUBLES

11, vs. S.C. State, 1993 (NCAA II, t6th place)

## TRIPLES

4, vs. Howard, 1994 and Ohio Wesleyan, 1986

## HOME RUNS

7, vs. Bridgewater, 1988 and Mount Olive, 1998

## HOME RUNS, BOTH TEAMS

12, vs. Mount Olive (5), 1988 (NCAA II, t3rd place)

## RUNS BATTED IN

26, vs. Paine, 1989 and Augusta State, 2007

## GRAND SLAMS

3, vs. Augusta State, 2007 (NCAA II Record)

## SACRIFICE HITS

6, vs. Francis Marion, April 6, 2003; vs. California (Pa.),

March 7, 2009 (NCAA II, t2nd place)

## EXTRA BASE HITS

14, vs. S.C. State, 1993

## TOTAL BASES

48, vs. Mount Olive, 1998

## TOTAL BASES, BOTH TEAMS

88, vs. Mount Olive (42), 1988 (NCAA II, 3rd place)

## WALKS

22, vs. Upper Iowa, 1989 (ties NCAA II Record)

## STOLEN BASES

15, vs. Oglethorpe, 1973 (NCAA II, 7th place)

## HIT BY PITCH

8, vs. Adelphi, March 7, 2000 (NCAA II, t9th place)

## TIMES ON BASE

40, vs. Howard, 1988

## LEFT ON BASE

23, vs. Valdosta State, 1988 (NCAA II, 2nd place)

## PITCHING STRIKEOUTS

20, vs. Mars Hill, February 9th, 2003

## ERRORS

10, vs. Kentucky, 1990

## VICTORY MARGIN

29, vs. Paine (29-0), 1989

## DOUBLE PLAYS TURNED

5, vs. Sacred Heart, 1997 and Augustana, 1998





# ARMSTRONG TEAM RECORDS - SEASON

GAMES: 80, 1984  
 PLATE APPEARANCES: 2723, 1983  
 AT BATS: 2313, 1983  
 RUNS: 627, 1987  
 HITS: 761, 1987  
 SINGLES: 578, 1983  
 DOUBLES: 150, 1985  
 DOUBLES PER GAME: 2.50 (140 2B/56 G), 1990  
 TRIPLES: 39, 1990  
 TRIPLES PER GAME: 0.70, (39 3B/56 G), 1990  
 (NCAA II, 14th place)  
 HOME RUNS: 102, 1987  
 GRAND SLAMS: 9, 1988 (NCAA II Record)  
 RUNS BATTED IN: 588, 1987  
 EXTRA BASE HITS: 269, 1987  
 TOTAL BASES: 1260, 1987  
 SACRIFICE HITS: 101, 2009 (NCAA II Record)  
 SACRIFICE FLIES: 62, 1994 (NCAA II Record)  
 WALKS: 440, 1984  
 HIT BY PITCH: 73, 1994  
 STOLEN BASES: 248, 1984  
 SCORING AVERAGE: 10.3, 1987  
 BATTING AVERAGE: .360, 1987  
 TIMES ON BASE: 1179, 1987  
 ON BASE PERCENTAGE: .466, 1987  
 SLUGGING PERCENTAGE: .596, 1987  
 CONSECUTIVE GAMES HOMERED: 20, 1987  
 WINS: 63, 1984  
 PEACH BELT CONFERENCE WINS: 20, 2003

CONSECUTIVE WINS: 30, 1990  
 CONSECUTIVE WINS, HOME: 31, 1987  
 CONSECUTIVE WINS, START OF SEASON:  
 21, 1988  
 CONSECUTIVE HOME WINS, START OF  
 SEASON: 20, 1988  
 CONSECUTIVE PEACH BELT WINS: 10, 2001  
 LOSSES: 33, 1981  
 WON-LOST PERCENTAGE: .839, 1990  
 PITCHING WALKS: 297, 1994  
 PITCHING STRIKEOUTS: 492, 1989  
 STRIKEOUTS/9 INNINGS: 9.0, 2002  
 EARNED RUN AVERAGE: 2.23, 1980  
 COMPLETE GAMES: 34, 1983 & 1981  
 SHUTOUTS: 14, 1982 (NCAA II, t8th place)  
 CONS. SHUTOUTS: 3, 2009; 1992; 1990; 1983; 1982 (2)  
 CONS. SCORELESS INNINGS: 37.2, 2009  
 CONS. INNINGS, NO EARNED RUNS: 37.2, 2009  
 SAVES: 22, 1991 (NCAA II Record)  
 TOTAL CHANCES: 2704, 1983  
 PUTOUTS: 1768, 1983  
 ASSISTS: 798, 1983  
 ERRORS: 150, 1981  
 FIELDING AVERAGE: .970, 2011  
 DOUBLE PLAYS: 72, 1984



*Mark Ewing went 8-3 with a 2.58 ERA in 1992, hurling a school-record and PBC-record 30.1 consecutive scoreless innings during the season.*





## INDIVIDUAL BATTING RECORDS

### PLATE APPEARANCES.

9, Calvin Culberson, Brent Korn, Mike Mitchener, Dana Harding, Danny Moore, Mark Wagenhauser, 1988

### AT BATS.

8, Calvin Culberson, Dana Harding, 1988

### RUNS.

5, 12 times. Last: Truman Marek, 2007

### HITS.

6, John Booker, 1993; Dave Bone, 1987 & Matt Easterwood, 2001 (NCAA II, t6th place)

### SINGLES.

6, John Booker, 1993 and Dave Bone, 1987

### DOUBLES.

4, Steve Young, 1993, Kirk Rahn, 1982 and Daniel Heflin, 2006 (NCAA II, t4th place)

### TRIPLES.

2, 14 times previously.

### HOME RUNS.

3, John Booker, 1993; Dana Harding, 1987; Warren Bachmann, 1983; Chris Cuchra, 1995; George Fletcher, 2004  
**Inning:** 2, Jeff Hanna & John Middlebrooks, 1990; Dana Harding & Danny Moore, 1988 and Warren Bachmann, 1983

### GRAND SLAMS.

2, Brent Korn, 1988 (ties NCAA II Record)

### RUNS BATTED IN.

10, Brent Korn & Mike Mitchener, 1988 and Tony Yeomans, 1984 (NCAA II, t7th place)

**Inning:** 5, Mike Mitchener, 1988 and Warren Bachmann, 1983

### SACRIFICE FLIES.

3, Preston Taylor, 1994 (NCAA II record)

### EXTRA BASE HITS.

5, Steve Young, 1993; Brad Squibb, 1989

### TOTAL BASES.

15, Brad Squibb, 1989 (NCAA II Tmt Record)

**Inning:** 8, Jeff Hanna & John Middlebrooks, 1990; Dana Harding & Danny Moore, 1988 and Warren Bachmann, 1983

### SLUGGING PERCENTAGE.

1.250, John Booker, 1993

### WALKS.

7, Dave Bone, 1989 (tied NCAA II Record)

### HIT BY PITCH.

3, Deron Spink, 1994  
 Bryan Beckmann vs. Adelphi, March 7, 2000  
 Josh Dallas vs. Augusta State, April 15, 2007

### REACHED BASE SAFELY.

7 (of 7), Steve Young, 1993; Dave Bone, 1989

### STOLEN BASES.

7, Steve McNeill and Mark Mamalakis, 1973 (NCAA II, 2nd place)

## INDIVIDUAL PITCHING RECORDS

### INNINGS PITCHED.

15, Mike Ogilvie, 1982

### STRIKEOUTS.

17, Rick Sawyer, 1990; Mike Roga, 2002

### CONSECUTIVE STRIKEOUTS.

8, Mark Simons, 1982

### NO HITTERS.

Mike Roga, 2002; Joey Williams, 1999; Combination, 1991; Rick Sawyer, 1989; Bill Gearhart, 1987; Mike Ogilvie, Billy Ray Smith & Mark Simons, 1982; Doyle Kelley, 1968 and Bobby Cannon, 1967

### PERFECT GAME.

Mark Simons, 1982 (ties NCAA II Record)

## INDIVIDUAL FIELDING RECORDS

### TOTAL CHANCES.

21, Andrew Graham vs. Mars Hill, Feb. 9, 2003

### PUTOUTS.

19, Mike Mitchener & Bill Bickel, 1988; Scott Ellis, 1987; Charlie Broad, 1985; Bill Stanley, 1980 and Andrew Graham vs. Mars Hill, Feb. 9, 2003

### ASSISTS.

10, Adam Brandenburg vs. Georgia Tech, Feb. 23, 2003 & vs. USC Aiken, March 30, 2003

### OUTFIELD PUTOUTS.

10, Chad Armstrong, 1989 (D II World Series Record)

### PICKOFFS.

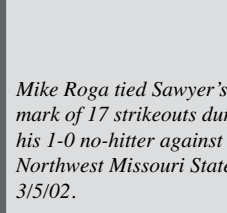
5, Gary Broad, 1983

### ERRORS.

5, Brad Bender, 1996 (ties NCAA II record)



*Rick Sawyer set the Armstrong school record with 17 strikeouts in a game during the 1990 season.*



*Mike Roga tied Sawyer's mark of 17 strikeouts during his 1-0 no-hitter against Northwest Missouri State on 3/5/02.*





# ARMSTRONG INDIVIDUAL RECORDS - SEASON

## INDIVIDUAL BATTING RECORDS

### GAMES PLAYED:

75, Warren Bachmann, Kirk Rahn & Tony Yeomans, 1983

### PLATE APPEARANCES:

316, Warren Bachmann, 1983

### OFFICIAL AT BATS:

286, Kirk Rahn, 1983

### RUNS:

84, Charlie Broad, 1987

### HITS:

101, Roman Miestowski, 1992

### SINGLES:

91, Tyler Evans, 2007

### DOUBLES:

26, Charlie Broad, 1986

### TRIPLES:

9, Chad Armstrong, 1990

### HOME RUNS:

28, Dana Harding, 1987

### RUNS BATTED IN:

98, Mike Mitchener, 1987

### EXTRA BASE HITS:

50, Dana Harding, 1987

### TOTAL BASES:

205, Dana Harding, 1987

### SACRIFICE HITS:

38, Juan Dorado, 2009 (NCAA II Record)

### SACRIFICE FLIES:

11, Preston Taylor, 1994 (NCAA II, t5th place)

### WALKS:

90, Kevin Stafford, 1984

### HIT BY PITCH:

30, Deron Spink, 1994 (NCAA II, t5th place)

### STOLEN BASES:

57, Mickey Peyton, 1986 (NCAA II, t16th place)

### STOLEN BASE PERCENTAGE:

.973, Tony Yeomans, 1984

### BATTING AVERAGE:

.451, Steve McNeill, 1972

**Min. 200 AB:** .445, Roman Miestowski, 1992

### TIMES ON BASE:

166, Deron Spink, 1994

### ON BASE PERCENTAGE:

.568, Mike Bertagnolli, 1985 & Steve McNeill, 1972

### SLUGGING PERCENTAGE:

.830, Dana Harding, 1987

### CONSECUTIVE GAME HITTING STREAK:

41, David Harriman, 2002 (NCAA II, t6th place)

### CONSECUTIVE HITS:

9, Charlie Broad, 1987

### CONSECUTIVE TIMES ON BASE:

13, Dave Bone, 1989

### CONSECUTIVE GAMES REACHED SAFELY:

**One season:** 56, Chad Armstrong, 1990

**Overall:** 70, Chad Armstrong, 1989-1990

### CONSECUTIVE GAME HOME RUN STREAK:

7, Dana Harding, 1987

### CONSECUTIVE GAMES W/ EXTRA BASE HIT:

8, Dana Harding, 1988

## INDIVIDUAL PITCHING RECORDS

### PITCHING APPEARANCES:

31, Mike Ogilvie, 1983; Doug Louthan, 1995

### RELIEF APPEARANCES:

31, Doug Louthan, 1995

### GAMES STARTED:

18, Chuck Christopher, 1985

### INNINGS PITCHED:

141.0, Chuck Christopher, 1985

### STRIKEOUTS:

124, Daryle Gavlick, 1992 (NCAA II Season Leader)

### STRIKEOUTS PER NINE INNINGS:

14.0, Jeff Pasquale, 1989 and Doug Sessions, 1998

*South Atlantic Region MVP and 1988 First-Team All-American Mike Mitchener pitches the Pirates into the World Series over Columbus in 1988. Mitchener is also a member of the Armstrong Athletic Hall of Fame and in 2004 became just the second Pirate to have his jersey retired.*



ARMSTRONG'S ALL-TIME HITS LEADER CHARLIE BROAD, WAS THE FIRST PIRATE TO HAVE HIS JERSEY RETIRED



## EARNED RUN AVERAGE: (STARTING PITCHER)

1.04, Jeff Agard, 1996

## EARNED RUN AVERAGE: (RELIEF PITCHER)

0.30, Matt Nalutka, 2005

## HITS ALLOWED PER NINE INNINGS:

4.6, Bill Gearhart, 1987 (NCAA I, 9th place)

## WALKS:

77, Chuck Christopher, 1985

## COMPLETE GAMES:

13, Rick Zakrajsek, 1985

## CONSECUTIVE COMPLETE GAMES:

Rick Zakrajsek, 1985

## CONSECUTIVE COMPLETE GAME WINS:

7, Mark Simons, 1982

## SHUTOUTS:

4, Daryle Gavlick, 1992; Mark Simons, 1982 and Tommy Bumgardner, 1975

## CONSECUTIVE SHUTOUTS:

3, Mark Ewing, 1992; Al Otte, 1983 and Mark Simons, 1982

## CONSECUTIVE SCORELESS INNINGS:

30.1, Mark Ewing, 1992 (NCAA II, 13th place)

## CONSECUTIVE INNINGS, NO EARNED RUNS:

37.3, Daryle Gavlick, 1992

## CONSECUTIVE SCORELESS APPEARANCES:

24, Matt Nalutka, 2005

## SAVES:

12, Matt Nalutka, 2005

## SAVE PERCENTAGE:

1.000 (12-12), Matt Nalutka, 2005, (8-for-8), Mike Ewing, 1990 & Jeff Pasquale 1989

## PITCHING DECISIONS:

16, Chuck Christopher, Rick Zakrajsek, 1985 and Jon Troop, 2005

## WINS:

12, Bill Gearhart, 1988; Chuck Christopher, 1987; Jon Dobyms, 2003

## CONSECUTIVE WINS:

**Single Season:** 11, Daryle Gavlick, 1992 and Chuck Christopher, 1987

**Multiple Seasons:** 20, Bill Gearhart, 1987-88 (NCAA II 3rd place)

## WON-LOST PERCENTAGE:

1.000 (minimum 5 decisions), Bill Gearhart, 10-0, 1987; Larry Vrtiska, 9-0, 1994; Austin Ducey, 9-0, 2007; Larry Owens, 7-0, 1990; Mike Ewing, 7-0, 1989; Charlie Broad, 7-0, 1984; Danny DeMersseman, 5-0, 1985 and Jon Boothe, 5-0, 1990

## INDIVIDUAL FIELDING RECORDS

### TOTAL CHANCES:

648, Warren Bachmann, 1983

### PUTOUTS:

580, Charlie Broad, 1984

### ASSISTS:

215, Mike Huggins, 1983

### ERRORS:

38, Jay Sheppard, 1994

### OUTFIELD ASSISTS:

18, Dave McLaughlin, 1994


### OUTFIELD PUTOUTS:

134, Michael Price, 2009

### PICKOFFS:

20, Gary Broad, 1983

*Jeff Agard set a school and Peach Belt Conference record with a 1.04 ERA in 1996 en route to earning honorable-mention All-America honors.*



*Chris Humrich, an All-South Atlantic Region pick in 1999, tied an Armstrong record and set a then-PBC record with 10 saves in helping the Pirates to a South Atlantic Regional berth.*



# ARMSTRONG INDIVIDUAL RECORDS - CAREER

## GAMES PLAYED:

265, Tony Yeomans, 1981-84

## PLATE APPEARANCES:

1,033, Tony Yeomans, 1981-84

## AT BATS:

869, Tony Yeomans, 1981-84

## RUNS:

242, Charlie Broad, 1984-87

## HITS:

318, Charlie Broad, 1984-87

## SINGLES:

200, Tony Yeomans, 1981-84

## DOUBLES:

69, Charlie Broad, 1984-87

## TRIPLES:

16, Charlie Broad, 1984-87

## HOME RUNS:

39, Dana Harding, 1987-88

## RUNS BATTED IN:

231, Charlie Broad, 1984-87

## EXTRA BASE HITS:

120, Charlie Broad, 1984-87

## TOTAL BASES:

524, Charlie Broad, 1984-87

## SACRIFICE HITS:

58, Juan Dorado, 2008-09

## WALKS:

183, Scott Ellis, 1986-89

## HIT BY PITCH:

32, Ray Castillo, 1999-2000

## STOLEN BASES:

128, Calvin Culberson, 1985-88

## STOLEN BASE PERCENTAGE:

(min. 100 att.) .875, Charlie Broad, 1984-87

(less than 100 att.) .939, Mark Noble, 2006-07

## BATTING AVG:

.397, Roman Miestowski, 1991-92

(min. 600 AB) .385, Charlie Broad, 1984-87

## TIMES ON BASE:

468, Charlie Broad, 1984-87

## ON BASE PERCENTAGE:

.503, Dave Bone, 1987-89 and Jimmie Evans, 1986-87

## SLUGGING PERCENTAGE:

.748, Mike Mitchener, 1986-88

## PITCHING APPEARANCES:

85, Zach Shelnutt, 2001-04

## RELIEF APPEARANCES:

85, Zach Shelnutt, 2001-04

## INNINGS PITCHED:

353.0, Tommy Bumgardner, 1973-76

## PITCHING DECISIONS:

48, Tommy Bumgardner, 1973-76

## WINS:

29, Rickey Meeks, 1983-86

## LOSSES:

24, Tommy Bumgardner, 1973-76

## WON LOST PERCENTAGE:

.909, Larry Vrtiska (20-2), 1993-94 (Min. 20 Decisions)

## WALKS:

143, Chuck Christopher, 1985-87

## STRIKEOUTS:

244, Chuck Christopher, 1985-87

## STRIKEOUTS PER NINE INNINGS:

11.9, Jeff Pasquale, 1989-90

## EARNED RUN AVERAGE:

1.17, Daryle Gavlick, 1992

(min. 300 IP) 1.81, Tommy Bumgardner, 1973-76

## HITS ALLOWED PER NINE INNINGS:

6.7, Bill Schmidt, 1989-91

## COMPLETE GAMES:

31, Tommy Bumgardner, 1973-76 (NCAA II, 14th place)

## SHUTOUTS:

11, Tommy Bumgardner, 1973-76 (NCAA II, 3rd place)

## SAVES:

19, Matt Nalutka, 2005-06

## TOTAL CHANCES:

2,285, Charlie Broad, 1984-87

## PUTOUTS:

2,140, Charlie Broad, 1984-87

## ASSISTS:

426, Danny Pickell, 1977-80

## ERRORS:

65, Jay Sheppard, 1993-94; Danny Pickell, 1977-80

## NO ERRORS, CAREER:

Tom Beytagh, 1970-73

## OUTFIELD PUTOUTS:

481, Michael Price, 2008-11

## OUTFIELD ASSISTS:

18, Dave McLaughlin, 1994; Tony Yeomans, 1981-84

## PICKOFFS:

26, Gary Broad, 1983-84

## HOME RUN, FIRST CAREER AT BAT:

Scott DeHaven, 1993; Terry Hipp, 1991; Mike Cas-sala, 1986; David Poulos, 1984 and Andrew Graham, 2003

## HOME RUN, FIRST TWO CAREER AT BATS:

Scott DeHaven, 1993 and Andrew Graham, 2003



# ARMSTRONG SEASON LEADERS



## AT-BATS

1967	Danny Sims	95
1968	Ray Kellett	93
1969	Larry Thompson	103
1970	Lance Green	106
1971	Mark Mamalakis	77
1972	Larry Crawford	78
1973	Steve McNeill	92
1974	Steve McNeill	138
1975	John Snelling	131
1976	Marvin Headley	114
1977	Danny Pickell	126
1978	Ronnie Peacock	125
1979	Danny Pickell	126
1980	Danny Pickell	141
1981	Tony Yeomans	197
1982	Kirk Rahn	227
1983	Kirk Rahn	286
1984	David Poulos	231
1985	Bill Fortner	239
1986	Mickey Peyton	223
1987	Dana Harding	247
1988	Mike Mitchener	228
1989	Danny Moore	226
1990	Chad Armstrong	241
1991	Tim Reynolds	217
1992	Dan Britz	228
1993	Jay Sheppard	267
1994	Jay Sheppard	266
1995	Michael Collins	201
1996	Chris Case	212
1997	Matt Griffin	210
1998	Brian Muniz	235
1999	Brian Muniz	223
2000	Jimmy LaRose	219
2001	Rob Mills	210
2002	David Harriman	228
2003	Brandon McKinnon	190
2004	Adam Pelley	208
2005	Jonnie Geiger	213
2006	Truman Marek	243
2007	Truman Marek	261
2008	Josh Wilson	211
2009	Josh Wilson	244
2010	John Roberts	199
2011	John Roberts	217

## RUNS

1967	Danny Sims	23
1968	Doyle Kelley	12
1969	Lee Rabon	15
1970	Lee Rabon	17
1971	Steve McNeill	19
1972	Steve McNeill	19
1973	Steve McNeill	24
1974	Steve McNeill	36
1975	Chuck Thomas	18
1976	Stan Walker	22
1977	Stan Walker	28
1978	Ronnie Peacock	19
1979	Dave Baker	19
1980	Bill Stanley	23
1981	Pat Ryan	41
1982	Keith Jones	49
1983	Tony Yeomans	63
1984	Tony Yeomans	71
1985	Kevin Brown	65
	Bill Fortner	65
1986	Mickey Peyton	78
1987	Charlie Broad	84
1988	Calvain Culberson	63
	Mark Wagenhauser	63
1989	Brad Squibb	67

1990	Chad Armstrong	77
1991	Terry Hipp	48
	Pete Richter	48
1992	Roman Miestowski	72
1993	Steve Young	72
1994	Tony Kunka	83
1995	Michael Collins	39
1996	Mark Todd	44
1997	Mark Batia	53
	Adam Wilson	53
1998	David Ruhr	59
1999	3 players with	47
2000	Jimmy LaRose	57
2001	Rob Mills	54
2002	Chris Boanen	50
2003	Brandon McKinnon	46
2004	Rob Recuenno	49
2005	Jonnie Geiger	48
2006	Truman Marek	62
2007	Truman Marek	72
2008	Josh Wilson	42
2009	Josh Wilson	70
2010	John Roberts	51
2011	Alex Frederick	45

## HITS

1967	Bobby Cannon	28
	Tommy Cannon	28
	Danny Sims	28
1968	Ray Kellett	23
1969	David Layden	24
1970	Buddy Hardy	29
	Lee Rabon	29
1971	Mark Mamalakis	25
1972	Steve McNeill	34
1973	Steve McNeill	33
1974	Steve McNeill	59
1975	Warren Heller	37
1976	Marvin Headley	31
1977	Danny Pickell	37
1978	Ronnie Peacock	39
1979	Danny Pickell	37
1980	Danny Pickell	50
1981	Pat Ryan	70
1982	Kirk Rahn	90
1983	Kirk Rahn	97
1984	David Poulos	88
1985	Bill Fortner	88
1986	Mickey Peyton	97
1987	Charlie Broad	99
1988	Mike Mitchener	77
1989	Chad Armstrong	83
1990	Chad Armstrong	97
1991	Roman Miestowski	71
1992	Roman Miestowski	101
1993	Jay Sheppard	88
1994	Tony Kunka	86
1995	Michael Collins	72
1996	Mark Todd	72
1997	Mark Batia	77
1998	David Ruhr	82
1999	Jimmy LaRose	77
2000	Jimmy LaRose	74
2001	Kirk Nordness	80
2002	David Harriman	94
2003	George Fletcher	62
	Stacy Bennett	62
2004	Rob Recuenno	74
2005	Jonnie Geiger	77
2006	Truman Marek	89
2007	Tyler Evans	98
2008	Josh Wilson	86

2009	Alex Wyche	92
2010	John Roberts	77
2011	John Roberts	77

## BATTING AVERAGE

1967	Tommy Cannon	.350
1968	Danny Sims	.322
1969	Ray Kellett	.262
1970	Buddy Hardy	.318
1971	Mark Mamalakis	.325
1972	Steve McNeill	.451
1973	Steve McNeill	.359
1974	Steve McNeill	.428
1975	Warren Heller	.320
1976	Warren Heller	.327
1977	Danny Pickell	.302
1978	Ronnie Peacock	.312
1979	Danny Pickell	.294
1980	Danny Pickell	.355
1981	Roy Babot	.401
1982	Kirk Rahn	.396
1983	Jerry Jameson	.362
1984	David Poulos	.381
1985	Gary Jackson	.389
1986	Mickey Peyton	.435
1987	Charlie Broad	.442
1988	Mark Wagenhauser	.358
1989	Chad Armstrong	.390
1990	Mary Ellis	.405
1991	Roman Miestowski	.345
1992	Roman Miestowski	.445
1993	Chris Millisits	.386
1994	John Wilson	.384
1995	Richard Ernst	.390
1996	Mark Todd	.355
1997	Mark Batia	.381
1998	Noah Theiss	.379
1999	Jimmy LaRose	.352
2000	Brian Pickel	.343
2001	Kirk Nordness	.392
2002	David Harriman	.412
2003	Stacy Bennett	.339
2004	Brandon Nunez	.386
2005	Adam Pelley	.379
2006	Brad Bohannon	.393
2007	Tyler Evans	.403
2008	Josh Wilson	.408
2009	Alex Wyche	.398
2010	Cameron Scott	.387
	John Roberts	.387
2011	John Roberts	.355

## DOUBLES

1967	Bobby Cannon	4
1968	4 with	2
1969	David Layden	4
1970	Lee Rabon	4
1971	Mark Mamalakis	4
	Tom Yarbrough	4
1972	Tom Beytagh	5
1973	Gerald Sharpe	3
	Tom Yarbrough	3
1974	Steve McNeill	8
1975	Tommy Bumgardner	.6
	Warren Heller	6
1976	Warren Heller	6
	Jerry McNair	6
1977	Warren Heller	7
1978	Buddy Padgett	6
	Mike Stone	6
1979	Glen Conaway	4
1980	Danny Pickell	10
1981	Five with	7

1982	Kirk Rahn	21
1983	Kirk Rahn	20
1984	Tony Yeomans	20
1985	Bill Fortner	24
1986	Charlie Broad	26
1987	Mike Mitchener	24
	Dana Harding	18
	Mark Wagenhauser	18
1989	Chad Armstrong	19
1990	Brad Squibb	20
1991	Eric Chavez	20
1992	Roman Miestowski	20
	Steve Young	20
1993	Chris Millisits	22
1994	Matt Chambers	18
1995	Michael Collins	16
1996	Chris Case	21
1997	Matt Griffin	17
	Andy Ysalgue	17
1998	David Ruhr	17
1999	Brian Muniz	18
2000	Kevin Bullard	17
	Haydn Chinn	17
2001	Kirk Nordness	18
2002	Kirk Nordness	16
2003	Stacy Bennett	16
	Brandon McKinnon	16
2004	George Fletcher	12
2005	Sean Hotzak	14
	Rob Recuenno	14
2006	Miguel Donate	20
2007	Josh Wilson	18
2008	Josh Wilson	16
2009	Josh Wilson	20
2010	Cameron Scott	18
2011	John Roberts	18

## TRIPLES

1967	Danny Sims	2
1968	Danny Sims	2
	David Smith	2
1969	David Smith	2
1970	Buddy Hardy	3
1971	Roy Smith	4
1972	Linn Burnsed	1
	Steve McNeill	1
1973	Mark Mamalakis	3
	Tom Yarbrough	3
1974	Linn Burnsed	3
1975	Buddy Padgett	4
1976	5 with	1
1977	Marvin Headley	3
	Ronnie Peacock	3
1978	Ronnie Peacock	3
1979	3 with	1
1980	David Rogers	2
1981	3 with	3
1982	Keith Jones	3
1983	Jerry Jameson	4
1984	David Poulos	5
1985	Charlie Broad	6
	J.D. Scott	6
1986	Mike Cassala	6
	Mickey Peyton	6
1987	Mike Mitchener	7
1988	Mike Mitchener	7
1989	Chad Armstrong	6
	Brad Squibb	6
1990	Chad Armstrong	9
1991	Eric Chavez	6
1992	Dan Britz	4







# ARMSTRONG SEASON LEADERS

## TRIPLES

1993	Jay Sheppard	5
	Steve Young	5
1994	Jay Sheppard	8
1995	Leroy Lipsey	3
1996	2 with	1
1997	Mark Batia	4
	Doug Sessions	4
1998	Vincent Valinotti	3
1999	Mike Cadwallader	5
2000	Haydn Chinn	5
2001	Jason Pruitt	3
	Rob Mills	3
2002	Chris Boanen	6
2003	Stacy Bennett	4
2004	6 with	1
2005	Jarin Lewis	3
2006	Truman Marek	7
2007	Truman Marek	7
2008	Michael Price	3
2009	Alex Wyche	7
2010	Alex Wyche	5
2011	John Roberts	3

## HOME RUNS

1969	David Layden	2
1970	Buddy Hardy	2
1971	Mark Mamalakis	2
1972	Linn Burnsed	2
1973	Linn Burnsed	1
	Jerry Graham	1
1974	Linn Burnsed	2
1975	John Snelling	1
1976	John Snelling	1
	Chuck Thomas	1
1977	Robbie Groover	1
1978	Robbie Groover	2
	Mike Stone	2
1979	Glen Conaway	2
	Mike Durkin	2
1980	Gerald Sharpe	2
1981	Tony Yeomans	8
1982	Kirk Rahn	7
1983	Kirk Rahn	11
1984	Mike Smicklas	15
1985	Bill Fortner	13
	J.D. Scott	13
1986	Charlie Broad	9
	Mike Cassala	9
1987	Dana Harding	28
1988	Mike Mitchener	16
1989	John Middlebrooks	9
1990	Jeff Hanna	11
1991	Eric Chavez	10
1992	Eric Chavez	21
1993	John Booker	15
1994	Tony Kunka	15
1995	Richard Ernst	7
1996	Klark Reynolds	7
1997	Matt Griffin	12
1998	David Ruhr	13
1999	Travis Oglesby	19
2000	Kevin Bullard	8
2001	David Harriman	9
2002	David Harriman	14
2003	Brandon McKinnon	7
2004	George Fletcher	11
2005	Brand Nunez	10
2006	Truman Marek	6
2007	Truman Marek	7

2008	Joey Davis	13
2009	Drew Carnes	7
2010	John Roberts	11
2011	Drew Walker	7

## RUNS BATTED IN

1967	Mike Kellett	14
1968	Clyde Jordan	14
1969	Bill Hagan	11
1970	Lee Rabon	14
1971	Mark Mamalakis	13
1972	Tom Beytagh	13
1973	Mark Mamalakis	17
1974	David Barnhill	14
1975	John Snelling	9
	Chuck Thomas	9
1976	Marvin Headley	16
1977	Danny Pickell	22
1978	Danny Pickell	19
1979	Danny Pickell	14
1980	Danny Pickell	18
1981	Pat Ryan	43
1982	Warren Bachmann	57
1983	Kirk Rahn	70
1984	Mike Smicklas	78
1985	J.D. Scott	80
1986	Mike Cassala	77
1987	Mike Mitchener	98
1988	Mike Mitchener	82
1989	John Middlebrooks	56
1990	Chad Armstrong	63
1991	Pete Richter	53
1992	Eric Chavez	82
1993	John Booker	69
1994	Tony Kunka	86
1995	Michael Collins	38
	Richard Ernst	38
1996	Mark Todd	39
1997	Matt Griffin	50
1998	David Ruhr	55
1999	Travis Oglesby	58
2000	Brian Pickel	48
2001	David Harriman	53
2002	David Harriman	69
2003	Stacy Bennett	47
2004	George Fletcher	50
2005	Brandon Nunez	40
2006	Truman Marek	51
2007	Sean Hotzak	57
2008	Joey Davis	55
2009	Alex Wyche	58
2010	John Roberts	49
2011	John Roberts	51

## STOLEN BASES

1967	Danny Sims	10
	John Tatum	10
1968	Bob Houchins	12
1969	Bill Hagan	8
	Lee Rabon	8
1970	Bob Houchins	8
	Lance Green	8
1971	Steve McNeill	24
1972	Steve McNeill	18
1973	Mark Mamalakis	26
1974	Steve McNeill	28
1975	John Snelling	13
1976	Stan Walker	19
1977	Stan Walker	12
1978	Ronnie Peacock	8
1979	Dave Baker	8

1980	Gerald Sharpe	24
1981	Roy Babot	18
1982	Pat Ryan	16
1983	Tony Yeomans	28
1984	Cay Mays	37
1985	Mike Bertagnolli	38
1986	Mickey Peyton	57
1987	Calvain Culberson	40
1988	Calvain Culberson	42
1989	Danny Moore	29
1990	Steve Russell	32
1991	Roman Miestowski	27
1992	Dan Brietz	32
	Roman Miestowski	32
1993	Jay Sheppard	34
1994	Jay Sheppard	29
1995	Leroy Lipsey	26
1996	Heath McBeth	17
1997	Doug Sessions	17
1998	David Ruhr	17
1999	Jimmy LaRose	21
2000	Bryan Beckmann	25
2001	Kirk Nordness	8
2002	Chris Dentler	15
2003	Mark Stephens	10
2004	Brandon Nunez	18
2005	Jonnie Geiger	19
2006	Truman Marek	24
2007	Truman Marek	20
2008	Michael Price	11
2009	Juan Dorado	10
2010	Alex Wyche	48
2011	Alex Frederick	8

## TOTAL BASES

1967	Tommy Cannon	35
1968	David Smith	31
1969	David Layden	34
1970	Buddy Hardy	39
1971	Mark Mamalakis	35
1972	Steve McNeill	40
1973	Steve McNeill	37
1974	Steve McNeill	70
1975	Warren Heller	45
1976	Jerry McNair	37
1977	Danny Pickell	45
1978	Ronnie Peacock	50
1979	Danny Pickell	42
1980	Danny Pickell	62
1981	Tony Yeomans	99
1982	Kirk Rahn	132
1983	Kirk Rahn	154
1984	Mike Smicklas	146
1985	Bill Fortner	155
1986	Charlie Broad	143
1987	Dana Harding	205
1988	Mike Mitchener	154
1989	Chad Armstrong	121
1990	Chad Armstrong	161
1991	Eric Chavez	121
1992	Eric Chavez	167
1993	Jay Sheppard	128
1994	Tony Kunka	156
1995	Michael Collins	100
1996	Mark Todd	104
1997	Matt Griffin	118
1998	David Ruhr	140
1999	Travis Oglesby	121
2000	Haydn Chinn	102
2001	Kirk Nordness	115
2002	David Harriman	153
2003	Stacy Bennett	104
2004	George Fletcher	109

2005	Brandon Nunez	96
2006	Truman Marek	130
2007	Josh Wilson	144
2008	Josh Wilson	125
2009	Alex Wyche	135
2010	John Roberts	123
2011	John Roberts	116

## BASE ON BALLS

1967	Danny Sims	18
1968	Danny Sims	16
1969	Lee Rabon	24
1970	Lee Rabon	20
1971	Roy Smith	24
1972	Linn Burnsed	21
1973	Tom Beytagh	20
1974	Linn Burnsed	26
1975		NA
1976	Stan Walker	NA
1977	Stan Walker	31
1978	Ronnie Peacock	15
1979	Gerald Sharpe	17
1980	Dan Seitz	26
	Gerald Sharpe	26
1981	Pat Ryan	35
1982	Pat Ryan	57
1983	3 with	43
1984	Kevin Stafford	90
1985	Mike Bertagnolli	65
1986	Jimmie Evans	45
1987	Scott Ellis	66
1988	Dave Bone	62
1989	Dave Bone	59
1990	Chad Armstrong	44
1991	Pete Richter	52
1992	Dan Brietz	44
1993	Steve Young	63
1994	Deron Spink	61
1995	Mark Todd	45
1996	Rob Freithoffer	39
1997	Mark Batia	37
1998	Noah Theiss	39
1999	Travis Oglesby	48
2000	Kevin Bullard	37
2001	Kirk Nordness	29
2002	Kirk Nordness	30
2003	Stacy Bennett	38
2004	Adam Pelley	29
2005	Rob Recuenco	22
2006	Pete Gundolf	45
2007	Truman Marek	34
2008	Kenny Cail	24
	Derrek Miller	24
2009	Juan Dorado	31
2010	Michael Price	35
2011	Alex Frederick	34
	Josh Heath	34

## HIT BY PITCH

1967	Danny Sims	3
1968	Phil Duke	3
1969		NA
1970	John Beebe	2
	Lance Green	2
1971	Steve McNeill	5
1972	Steve McNeill	5
1973	Gerald Sharpe	8
1974	Steve McNeill	2
1975-1979		NA
1980	Dan Seitz	5
1981	5 with	2
1982	Keith Jones	11

DAVE BONE PRODUCED SIX SINGLES IN ONE GAME AND SEVEN WALKS IN ANOTHER GAME



# ARMSTRONG SEASON LEADERS



1983	Kirk Rahn	4
1984	Mike Huggins	4
1985	Kevin Brown	4
1986	Scott Ellis	5
1987	Bruce Addison	4
1988	Brent Korn	6
1989	Brent Korn	8
	Brian Kracik	8
	3 tied with	5
1990	Eric Chavez	5
1991	Roman Miestowski	5
1992	Roman Miestowski	10
1993	John Booker	8
	Steve Young	8
1994	Deron Spink	30
1995	Thomas Sanders	11
1996	Scott Harrell	12
1997	Matt Griffin	11
	Adam Wilson	11
1998	Vinny Valinotti	11
1999	Ray Castillo	21
2000	Ray Castillo	11
	Haydn Chinn	11
2001	Jason Pruitt	5
	Rob Mills	5
2002	Adam Brandenburg	12
2003	Adam Brandenburg	19
2004	Adam Pelley	13
	Michael Pelley	13
2005	Brandon Nunez	11
2006	Pete Gundloff	14
2007	Tyler Evans	18
2008	Juan Dorado	13
2009	Juan Dorado	12
2010	Chriz Zittrouer	12
2011	Drew Walker	11

2000	Bryan Beckmann	422
2001	Kirk Nordness	493
2002	David Harriman	455
2003	Adam Brandenburg	476
2004	Brandon Nunez	453
2005	Adam Pelley	461
2006	Marc Noble	470
2007	Tyler Evans	479
2008	Josh Wilson	460
2009	Michael Price	417
2010	Cameron Scott	485
2011	Drew Walker	447

## SLUGGING PERCENTAGE

1967	Tommy Cannon	438
1968	Danny Sims	441
1969	David Layden	358
1970	Buddy Hardy	462
1971	Tom Yarbrough	510
1972	Steve McNeill	533
1973	Steve McNeill	402
1974	Steve McNeill	507
1975	Warren Heller	388
1976	Larry Cupstid	353
1977	Warren Heller	362
1978	Mike Stone	419
1979	Danny Pickell	333
1980	Danny Pickell	440
1981	Tony Yeomans	503
1982	Kirk Rahn	528
1983	Kirk Rahn	538
1984	Mike Smiciklas	649
1985	Bill Fortner	649
1986	Charlie Broad	668
1987	Dana Harding	830
1988	Mike Mitchener	675
1989	Brad Squibb	578
1990	Chad Armstrong	668
1991	Eric Chavez	624
1992	Eric Chavez	770
1993	John Booker	685
1994	Tony Kunka	647
1995	Richard Ernst	631
1996	Mark Todd	512
1997	Matt Griffin	562
1998	David Ruhr	631
1999	Travis Oglesby	658
2000	Kevin Bullard	536
2001	Kirk Nordness	564
2002	David Harriman	671
2003	Stacy Bennett	568
2004	Brandon Nunez	564
2005	Brandon Nunez	568
2006	Brad Bohannon	540
	Jarin Lewis	540
2007	Josh Wilson	576
2008	Josh Wilson	592
2009	Alex Wyche	584
2010	John Roberts	618
2011	John Roberts	535

## ON BASE PERCENTAGE

1967	Danny Sims	422
1968	Danny Sims	493
1969	Lee Rabon	370
1970	Lee Rabon	408
1971	Roy Smith	467
1972	Steve McNeill	568
1973	Tom Beytagh	486
1974	Steve McNeill	428
1975		NA
1976	Stanley Walker	431
1977	Stanley Walker	442
1978	Ronnie Peacock	386
1979	Danny Pickell	331
1980	Dan Seitz	414
1981	Roy Babot	472
1982	Kirk Rahn	439
1983	Tony Yeomans	441
1984	Kevin Stafford	526
1985	Mike Bertagnollo	568
1986	Calvain Culberson	519
1987	Charlie Broad	535
1988	Dave Bone	534
1989	Dave Bone	498
1990	Jeff Hanna	512
1991	Terry Hipp	469
1992	Roman Miestowski	526
1993	John Booker	518
1994	Deron Spink	527
1995	Richard Ernst	482
1996	Mark Todd	434
1997	Mark Batia	488
1998	Noah Theiss	480
1999	Ray Castillo	451

## WINS

1967	Tommy Cannon	7
1968	Doyle Kelley	5
1969	Dennis Pruitt	6
1970	Dennis Pruitt	3
	Tommy Swinford	3
1971	Dennis Pruitt	4
1972	Pat Holland	5
	Dennis Pruitt	5
1973	Tommy Bumgardner	5
	Lawrence Maner	5
1974	Tommy Bumgardner	7
1975	Tommy Bumgardner	7
1976	Tommy Bumgardner	5
1977	Eddie Aenchbacher	5
1978	Eddie Aenchbacher	4
1979	Eddie Aenchbacher	6
1980	William Holbrook	5
	Gordie Shuman	5
1981	Roger Moore	7
1982	Mark Simons	10
1983	Jimmy Fisher	10
1984	Gary Broad	10
1985	Chuck Christopher	12
1986	Rick Zakrajsek	8
1987	Chuck Christopher	11
1988	Bill Gearhart	12
1989	Rick Sawyer	8
	Chuck Thompson	8
1990	Paul Kraft	10
1991	Daryl Boyd	7
1992	Daryle Gavlick	11
1993	Larry Vrtiska	9
1994	Larry Vrtiska	11
1995	Mike Hopper	8
1996	Michael Godbee	7
1997	Four with	6
1998	Jeremy Wedel	10
1999	Adam Bernero	11
2000	Jason Ackley	10
2001	B.J. Brinkmeier	8
2002	Mike Roga	10
2003	Jon Dobyns	12
2004	Marcus Barriger	6
	Jon Dobyns	6
2005	Jon Troop	11
2006	John Ducey	8
2007	Austin Ducey	9
2008	Ross Partee	7
	Cody Walden	7
2009	Cody Walden	11
2010	Jonathan Fulghum	5
	Thomas Gray	5
2011	Scott Strickland	8
	Chandler Hall	8

## EARNED RUN AVERAGE

1967	Bobby Cannon	1.58
1968	Tommy Swinford	1.86
1969	Doyle Kelley	2.38
1970	Dennis Pruitt	3.94
1971	Pat Holland	3.48
1972	Tommy Swinford	2.80
1973	Tom Bumgardner	2.39
1974	Frankie Moore	1.22
1975	Tom Bumgardner	1.35
1976	Tom Bumgardner	1.46
1977	Eddie Aenchbacher	2.14
1978	Ted Kinder	4.21
1979	Eddie Aenchbacher	2.07
1980	Tim Norton	1.55
1981	Roger Moore	1.26

1982	Billy Ray Smith	1.87
1983	Ricky Meeks	1.44
1984	Gary Broad	1.74
1985	Ricky Meeks	1.83
1986	Greg Richard	1.55
1987	Bill Gearhart	1.85
1988	Mike Mitchener	1.84
1989	Jeff Pasquale	1.30
1990	Bill Schmidt	1.21
1991	Bill Schmidt	1.34
1992	Daryle Gavlick	1.17
1993	Daryll Boyd	1.79
1994	Gregg Thomas	1.62
1995	Doug Louthan	2.44
1996	Jeff Agard	1.04
1997	Greg Kennedy	3.74
1998	Jeremy Wedel	2.05
1999	Adam Bernero	3.31
2000	B.J. Brinkmeier	3.25
2001	B.J. Brinkmeier	3.46
2002	Mike Roga	3.00
2003	Curtis Morrison	2.61
2004	Marcus Barriger	3.19
2005	Chase Leatherwood	3.39
2006	John Ducey	3.17
2007	Austin Ducey	3.78
2008	Ross Partee	4.06
2009	Ryan Smith	2.70
2010	Chris Base	4.24
2011	Scott Strickland	2.90

## STRIKEOUTS

1967	Tommy Cannon	52
1968	Doyle Kelley	44
1969	Doyle Kelley	48
1970	Tommy Swinford	41
1971	Pat Holland	37
1972	Pat Holland	42
1973	Tom Bumgardner	40
1974	Tom Bumgardner	37
	Pat Holland	37
1975	Tom Bumgardner	71
1976	Tom Bumgardner	35
1977	Warren Heller	44
1978	Eddie Aenchbacher	46
1979	Eddie Aenchbacher	23
1980	William Holbrook	27
1981	Roger Moore	47
1982	Mark Simons	116
1983	Billy Ray Smith	67
1984	Gary Broad	79
1985	Chuck Christopher	116
1986	Mike Maus	57
1987	Bill Gearhart	101
1988	Rob Musser	92
1989	Rick Sawyer	94
1990	Rick Sawyer	76
1991	Craig Bradshaw	82
1992	Daryle Gavlick	124
1993	Daryll Boyd	88
1994	Chris Tidwell	101
1995	Mike Hopper	74
1996	Jeff Agard	79
1997	Mark Copeland	76
1998	Jeremy Wedel	116
1999	Adam Bernero	113
2000	B.J. Brinkmeier	73
2001	B.J. Brinkmeier	97
2002	Mike Roga	109
2003	Jon Dobyns	106
2004	Marcus Barriger	77

FORMER ARMSTRONG ATHLETIC DIRECTOR DR. EDDIE AENCHBACHER LED THE PIRATES IN ERA TWICE





# ARMSTRONG SEASON LEADERS

2005	Chase Leatherwood	102
2006	Chase Leatherwood	91
2007	Austin Ducey	83
2008	Jeff Chase	68
2009	Cody Walden	90
2010	Bryan Roby	69
2011	Scott Strickland	104

## INNINGS

1967	Tommy Cannon	77.2
1968	Doyle Kelley	86.2
1969	Dennis Pruitt	81.1
1970	Tommy Swinford	84.0
1971	Pat Holland	77.2
1972	Dennis Pruitt	70.1
1973	Tom Bumgardner	83.0
1974	Tom Bumgardner	79.1
1975	Tom Bumgardner	106.1
1976	Tom Bumgardner	80.0
1977	Ed Aenchbacher	71.1
1978	Ed Aenchbacher	71.1
1979	Ed Aenchbacher	78.0
1980	Gordie Shuman	65.0
	Mike Stone	65.0
1981	Tim Norton	82.0
1982	Mark Simons	100.1
1983	Billy Ray Smith	109.0
1984	Gary Broad	102.2
1985	Chuck Christopher	141.0
1986	Ricky Meeks	80.2
1987	Chuck Christopher	107.2
1988	Bill Gearhart	106.0
1989	Larry Owens	106.0
1990	Chuck Thompson	92.1
1991	Craig Bradshaw	77.2
1992	Mark Ewing	101.0
1993	Gregg Thomas	91.1
1994	Chris Tidwell	129.0
1995	Mike Hopper	100.2
1996	Jason Manbooth	80.1
1997	Mark Copeland	91.0
1998	Jeremy Wedel	114.0
1999	Adam Bernero	103.1
2000	B.J. Brinkmeier	105.1
2001	B.J. Brinkmeier	101.1
2002	Mike Roga	105.0
2003	Jeremy Olson	112.2
2004	Jon Dobyns	94.0
2005	Jon Troop	94.0
2006	John Ducey	93.2
2007	Austin Ducey	100.0
2008	Cody Walden	96.1
2009	Cody Walden	114.1
2010	Thomas Gray	90.0
2011	Scott Strickland	111.2

## GAMES

1967	Tommy Cannon	16
1968	Doyle Kelley	14
	Tommy Swinford	14
1969	Doyle Kelley	10
	Dennis Pruitt	10
1970	Dennis Pruitt	15
1971	Pat Holland	12
1972	Dennis Pruitt	12
1973	Tom Bumgardner	13
1974	Tom Bumgardner	15
1975	Tom Bumgardner	15
1976	Tom Bumgardner	12
1977	Eddie Aenchbacher	15

1978	Eddie Aenchbacher	12
1979	Eddie Aenchbacher	14
1980	Mike Stone	10
1981	William Holbrook	15
1982	Mike Ogilvie	23
1983	Mike Ogilvie	31
1984	Ricky Meeks	22
1985	Chuck Christopher	20
	Mike Maus	20
1986	Mike Maus	18
	Mike Mitchener	18
1987	Bill Floyd	23
1988	David Wright	26
1989	Mike Ewing	26
1990	Jeff Pasquale	23
1991	Bill Schmidt	22
1992	Russell Williams	21
1993	Chris DeClue	25
1994	Scot Donovan	25
1995	Doug Louthan	31
1996	Michael Godbee	18
1997	Joey Williams	25
1998	Greg Kennedy	23
1999	Shane Shelton	24
	Chris Humrich	24
2000	Shane Shelton	19
2001	Andrew Moss	19
2002	Zach Shelnutt	23
2003	Zach Shelnutt	21
2004	Zach Shelnutt	26
2005	Matt Nalutka	26
2006	Vyt Rivers	27
2007	Jeremy Horst	24
2008	Brandon McCreery	22
2009	Ryan Smith	26
2010	Jonathan Fulghum	20
	Ryan Smith	20
2011	Chandler Hall	16

## SAVES


1977	Eddie Aenchbacher	1
1978	Roy Griffin	2
1979	Eddie Aenchbacher	2
1980	William Holbrook	1
	Gerald Sharpe	1
1981	William Holbrook	2
	Kirk Rahn	2
1982	Billy Ray Smith	5
1983	Mike Ogilvie	10
1984	Ricky Meeks	5
1985	Mike Maus	6
1986	Mike Mitchener	5
1987	Chuck Christopher	3
	Greg Richard	3
1988	Mike Mitchener	7
1989	Jeff Pasquale	8
1990	Mike Ewing	8
1991	Bill Schmidt	7
1992	Russell Williams	8
1993	Jorge Becerra	3
	Biddy Garza	3
1994	Scot Donovan	8
1995	Doug Louthan	8
1996	Greg Kennedy	2
1997	Joey Williams	4
1998	3 tied with	4
1999	Chris Humrich	10
2000	Shane Shelton	3

2001	Andrew Moss	4
2002	Zach Shelnutt	6
2003	Zach Shelnutt	5
2004	Zach Shelnutt	4
	Josh Tallent	4
2005	Matt Nalutka	12
2006	Matt Nalutka	7

2007	Truman Marek	9
2008	Brandon McCreery	7
2009	Ryan Smith	9
2010	Brandon McCreery	4
2011	Blake Culberson	2
	Eric Fowler	2



*Chris Milisits earned All-Conference and second-team All-America honors as a catcher for the Pirates in 1993, leading the team in hitting with a .386 average.*



*Armstrong Athletic Hall of Famer Tony Yeomans led the Pirates in home runs and total bases during the 1981 season and ranks second all-time in at-bats and hits on the Armstrong charts.*



BILL GEARHART'S 20 STRAIGHT WINS IN 1988 IS AN NCAA DIVISION II SINGLE-SEASON RECORD

# SEASON TOP 10S - HITTING



## AT BATS

1. Kirk Rahn, 1983 .....	286
2. Jay Sheppard, 1993 .....	267
3. Jay Sheppard, 1994 .....	266
4. Warren Bachmann, 1983 .....	263
5. Truman Marek, 2007 .....	261
6. Mike Huggins, 1983 .....	259
7. Tony Yeomans, 1983 .....	250
Josh Wilson, 2007 .....	250
9. Dana Harding, 1987 .....	247
10. Calvin Culberson, 1987 .....	244
Josh Wilson, 2009 .....	244

## RUNS

1. Charlie Broad, 1987 .....	84
2. Calvin Culberson, 1987 .....	83
3. Mickey Peyton, 1986 .....	78
4. Chad Armstrong, 1990 .....	77
Tony Kunka, 1994 .....	77
5. Dana Harding, 1987 .....	75
Brad Squibb, 1990 .....	75
Deron Spink, 1994 .....	75
9. Bruce Addison, 1987 .....	74
10. Roman Miestowski, 1992 .....	72
Steve Young, 1993 .....	72
Scott DeHaven, 1994 .....	72

## HITS

1. Roman Miestowski, 1992 .....	101
2. Charlie Broad, 1987 .....	99
3. Dana Harding, 1987 .....	98
Tyler Evans, 2007 .....	98
5. Chad Armstrong, 1990 .....	97
Mickey Peyton, 1986 .....	97
Kirk Rahn, 1983 .....	97
Truman Marek, 2007 .....	97
9. David Harriman, 2002 .....	94
10. Steve Russell, 1990 .....	92
Alex Wyche, 2009 .....	92

## DOUBLES

1. Charlie Broad, 1986 .....	26
2. Bill Fortner, 1985 .....	24
Mike Mitchener, 1987 .....	24
4. Chris Milisits, 1993 .....	22
5. Dana Harding, 1987 .....	21
Kirk Rahn, 1982 .....	21
Chris Case, 1996 .....	21
8. Eric Chavez, 1991 .....	20
Roman Miestowski, 1992 .....	20
Kirk Rahn, 1983 .....	20
Brad Squibb, 1990 .....	20
Tony Yeomans, 1984 .....	20
Steve Young, 1992 .....	20
Miguel Donate, 2006 .....	20
Josh Wilson, 2009 .....	20

## TRIPLES

1. Chad Armstrong, 1990 .....	9
2. Brad Squibb, 1990 .....	8
Jay Sheppard, 1994 .....	8
3. Mike Mitchener, 1987 .....	7
Mike Mitchener, 1988 .....	7
Tony Kunka, 1994 .....	7
Truman Marek, 2006 .....	7
Truman Marek, 2007 .....	7
Alex Wyche, 2009 .....	7
7. Bruce Addison, 1987 .....	6
Chad Armstrong, 1989 .....	6
Chris Boaen, 2002 .....	6
Charlie Broad, 1984 .....	6
Mike Cassala, 1986 .....	6
Eric Chavez, 1991 .....	6
Mickey Peyton, 1986 .....	6
Brad Squibb, 1989 .....	6
Josh Wilson, 2007 .....	6
Juan Dorado, 2009 .....	6

## HOME RUNS

1. Dana Harding, 1987 .....	28
2. Eric Chavez, 1992 .....	21
3. Charlie Broad, 1987 .....	19
Travis Oglesby, 1999 .....	19
5. Scott Ellis, 1987 .....	16
Mike Mitchener, 1988 .....	16
7. John Booker, 1993 .....	15
Calvin Culberson, 1987 .....	15
Danny Moore, 1988 .....	15
Mike Smiciklas, 1985 .....	15
Tony Kunka, 1994 .....	15

## RUNS BATTED IN

1. Mike Mitchener, 1987 .....	98
2. Tony Kunka, 1994 .....	86
3. Dana Harding, 1987 .....	84
4. Eric Chavez, 1992 .....	82
Mike Mitchener, 1988 .....	82
6. Charlie Broad, 1987 .....	80
J.D. Scott, 1985 .....	80
8. Mike Smiciklas, 1984 .....	78
9. Mike Cassala, 1986 .....	77
10. Scott Ellis, 1987 .....	71

## BA (.400 CLUB)

1. Steve McNeill, 1972 .....	451
2. Roman Miestowski, 1992 .....	445
3. Charlie Broad, 1987 .....	442
4. Mickey Peyton, 1986 .....	435
5. Steve McNeill, 1974 .....	428
6. David Harriman, 2002 .....	412
7. Josh Wilson, 2008 .....	408
8. Marv Ellis, 1990 .....	405
9. Tyler Evans, 2007 .....	403
10. Chad Armstrong, 1990 .....	402
Steve Russell, 1990 .....	402
11. Roy Babot, 1981 .....	401

## STOLEN BASES

1. Mickey Peyton, 1986 .....	57
2. Alex Wyche, 2010 .....	48
3. Calvin Culberson, 1988 .....	42
4. Calvin Culberson, 1987 .....	40
5. Mike Bertagnoli, 1985 .....	38
6. Cay Mays, 1984 .....	37
7. David Poulos, 1984 .....	36
Tony Yeomans, 1984 .....	36
9. Bruce Addison, 1987 .....	35
10. Jay Sheppard, 1993 .....	34

## BASE ON BALLS

1. Kevin Stafford, 1984 .....	90
2. Scott Ellis, 1987 .....	66
3. Mike Bertagnoli, 1985 .....	65
4. Steve Young, 1993 .....	63
5. Dave Bone, 1988 .....	62
6. Deron Spink, 1994 .....	61
7. Dave Bone, 1989 .....	59
8. Kevin Brown, 1984 .....	57
Pat Ryan, 1982 .....	57
10. Gary Jackson, 1985 .....	56

## TOTAL BASES

1. Dana Harding, 1987 .....	205
2. Charlie Broad, 1987 .....	177
3. Mike Mitchener, 1987 .....	168
4. Eric Chavez, 1992 .....	167
5. Chad Armstrong, 1990 .....	161
6. Roman Miestowski, 1992 .....	160
7. Tony Kunka, 1994 .....	156
8. Bill Fortner, 1985 .....	155
9. Mike Mitchener, 1988 .....	154
Kirk Rahn, 1983 .....	154

## SLUGGING PERCENTAGE

1. Dana Harding, 1987 .....	.830
2. Charlie Broad, 1987 .....	.790
3. Eric Chavez, 1992 .....	.770
4. Mike Mitchener, 1987 .....	.730
5. Roman Miestowski, 1992 .....	.705
6. John Booker, 1993 .....	.685
7. Mike Mitchener, 1988 .....	.675
8. David Harriman, 2002 .....	.671
9. Chad Armstrong, 1990 .....	.668
Charlie Broad, 1986 .....	.668

## ON BASE PERCENTAGE

1. Steve McNeill, 1972 .....	.568
Mike Bertagnoli, 1985 .....	.568
3. Gary Jackson, 1985 .....	.556
4. Charlie Broad, 1987 .....	.535
5. Dave Bone, 1988 .....	.534
6. Deron Spink, 1994 .....	.527
7. Roman Miestowski, 1992 .....	.526
Kevin Stafford, 1984 .....	.526
9. John Booker, 1993 .....	.518
10. Jeff Hanna, 1990 .....	.512

ALEX WYCHE'S 48 STEALS IN 2010 WERE THE SECOND MOST IN A SINGLE SEASON





# SEASON TOP 10S - PITCHING

## GAMES

1. Mike Ogilvie, 1982 .....	31
Doug Louthan, 1995 .....	31
3. Vyt Rivers, 2006 .....	27
4. Mike Ewing, 1989 .....	26
Zach Shelnutt, 2004 .....	26
Matt Nalutka, 2005 .....	26
Matt Nalutka, 2006 .....	26
Ryan Smith, 2009 .....	26
9. Chris DeClue, 1993 .....	25
Scot Donovan, 1994 .....	25
Joey Williams, 1997 .....	25

## EARNED RUN AVERAGE

1. Jeff Agard, 1996 .....	1.04
2. Daryle Gavlick, 1992 .....	1.17
3. Roger Moore, 1981 .....	1.26
4. Bill Schmidt, 1991 .....	1.34
5. Tommy Bumgardner, 1975 .....	1.35
6. Ricky Meeks, 1983 .....	1.44
7. Tommy Bumgardner, 1976 .....	1.46
8. Tim Norton, 1980 .....	1.55
9. Bobby Cannon, 1967 .....	1.58
10. Daryll Boyd, 1993 .....	1.79

## WINNING PERCENTAGE

1. Bill Gearhart, 1987..(10-0).....	1.000
Larry Vrtiska, 1993..(9-0) .....	1.000
Austin Ducey, 2007..(9-0) .....	1.000
Charlie Broad, 1984..(7-0) .....	1.000
Mike Ewing, 1989..(7-0) .....	1.000
Larry Owens, 1990..(7-0) .....	1.000
7. Daryle Gavlick, 1992..(11-1).....	.917
8. Ricky Meeks, 1985..(10-1).....	.909
Paul Krafft, 1990..(10-1) .....	.909
10. Craig Bradshaw, 1992..(9-1).....	.900

## WINS


1. Chuck Christopher, 1985 .....	12
Jon Dobyms, 2003 .....	12
Bill Gearhart, 1988 .....	12
4. Adam Bernero, 1999 .....	11
Chuck Christopher, 1987 .....	11
Daryle Gavlick, 1992 .....	11
Larry Vrtiska, 1994 .....	11
Jon Troop, 2005 .....	11
Cody Walden, 2009 .....	11
10. Jason Ackley, 2000 .....	10
Gary Broad, 1984 .....	10
Jimmy Fisher, 1983 .....	10
Bill Gearhart, 1987 .....	10
Paul Krafft, 1990 .....	10
Ricky Meeks, 1985 .....	10
Jeremy Olson, 2003 .....	10
Mike Roga, 2002 .....	10
Mark Simons, 1982 .....	10
Jeremy Wedel, 1998 .....	10
Rick Zakrajsek, 1985 .....	10

## INNINGS

1. Chuck Christopher, 1985 .....	141.0
2. Chris Tidwell, 1994 .....	129.0
3. Rick Zakrajsek, 1985 .....	114.1
Cody Walden, 2009 .....	114.1
5. Jeremy Wedel, 1998 .....	114.0
6. Jeremy Olson, 2003 .....	112.2
7. Scott Strickland, 2011 .....	111.2
8. Larry Vrtiska, 1994 .....	111.0
9. Billy Ray Smith, 1983 .....	109.0
10. Chuck Christopher, 1987 .....	107.2

## STRIKEOUTS

1. Daryle Gavlick, 1992 .....	124
2. Jeremy Wedel, 1998 .....	116
Chuck Christopher, 1985 .....	116
Mark Simons, 1982 .....	116
5. Adam Bernero, 1999 .....	113
6. Mike Roga, 2002 .....	109
7. Jon Dobyms, 2003 .....	106
8. <b>Scott Strickland, 2011 .....</b>	<b>104</b>
9. Chase Leatherwood, 2005 .....	102
10. Bill Gearheart, 1987 .....	101
Chris Tidwell, 1994 .....	101



*Adam Bernero went 11-3 with 113 strikeouts in 103.1 innings in 1999, leading Armstrong to a South Atlantic Regional berth. Adam pitched in seven seasons in the Majors for the Tigers, Rockies, Braves, Phillies and Royals.*

## SAVES

1. Matt Nalutka, 2005 .....	12
2. Mike Ogilvie, 1982 .....	10
Chris Humrich, 1999 .....	10
4. Truman Marek, 2007 .....	9
Ryan Smith, 2009 .....	9
6. Mike Ewing, 1989 .....	8
Jeff Pasquale, 1989 .....	8
Russell Williams, 1992 .....	8
Scot Donovan, 1994 .....	8
Doug Louthan, 1995 .....	8



*The 1984 Pirate baseball squad won a school-record 63 games, which led the nation, and sported a pitching staff that included a 10-game winner in Gary Broad and an undefeated pitcher in Charlie Broad (7-0).*

# CAREER TOP 10S - HITTING



## AT-BATS

1. Josh Wilson, 2007-10 .....	895
2. Tony Yeomans, 81-84 .....	869
3. Charlie Broad, 84-87 .....	826
4. Calvin Culberson, 85-88 .....	717
5. Kevin Bullard, 97-2000 .....	707
Sean Hotzak, 2004-07 .....	707
7. Michael Price, 2008-11 .....	705
8. Kenny Cail, 2007-09 .....	630
9. Chris Boanen, 2000-03 .....	659
10. <b>John Roberts, 2009</b> .....	<b>594</b>

## RUNS

1. Charlie Broad, 84-87 .....	242
2. Calvin Culberson, 85-88 .....	225
3. Josh Wilson, 2007-10 .....	207
4. Tony Yeomans, 81-84 .....	206
5. Scott Ellis, 86-89 .....	177
6. Michael Price, 2008-11 .....	158
7. Kevin Bullard, 97-2000 .....	145
8. Brad Squibb, 89-90 .....	142
9. Chad Armstrong, 89-90 .....	140
Tony Kunka, 93-94 .....	140

## HITS

1. Charlie Broad, 84-87 .....	318
2. Josh Wilson, 2007-10 .....	313
3. Tony Yeomans, 81-84 .....	282
4. Calvin Culberson, 85-88 .....	253
5. Michael Price, 2009-11 .....	225
6. Sean Hotzak, 2004-07 .....	223
7. Chris Boanen, 2000-03 .....	213
Kenny Cail, 2007-09 .....	213
9. <b>John Roberts, 2009</b> .....	<b>210</b>
10. Kevin Bullard, 97-2000 .....	199

## DOUBLES

1. Charlie Broad, 84-87 .....	69
2. Josh Wilson, 2007-10 .....	68
3. Sean Hotzak, 2004-07 .....	55
4. Kevin Bullard, 97-2000 .....	51
5. Tony Yeomans, 81-84 .....	49
6. Kenny Cail, 2007-09 .....	48
7. Mike Mitchener, 86-88 .....	45
8. Chris Boanen, 2000-03 .....	45
9. Warren Bachmann, 82-83 .....	43
10. Chris Milisits, 92-93 .....	41
Kirk Rahn, 82-83 .....	41

## TRIPLES

1. Charlie Broad, 84-87 .....	16
2. Chad Armstrong, 89-90 .....	15
3. Mike Mitchener, 86-88 .....	15
4. Brad Squibb, 89-90 .....	14
Truman Marek, 2005-07 .....	14
6. Alex Wyche, 2009-10 .....	12
7. Jay Sheppard, 93-94 .....	13
8. Calvin Culberson, 85-88 .....	12
9. Josh Wilson, 2007-10 .....	10
10. Steve Russell, 89-90 .....	9
Brad Bohannon, 2005-07 .....	9

## HOME RUNS

1. Dana Harding, 87-88 .....	39
2. Mike Mitchener, 86-88 .....	38
3. Charlie Broad, 84-87 .....	35
4. Scott Ellis, 86-89 .....	33
5. Eric Chavez, 91-92 .....	31
6. Tony Yeomans, 81-84 .....	29
7. Tony Kunka, 93-94 .....	27
8. Kevin Bullard, 97-2000 .....	25
9. David Harriman, 2001-02 .....	23
10. Calvin Culberson, 85-88 .....	22
Danny Moore, 88-89 .....	22
<b>John Roberts, 2009</b> .....	<b>22</b>

## RUNS BATTED IN

1. Charlie Broad, 84-87 .....	231
2. Mike Mitchener, 86-88 .....	209
3. Tony Yeomans, 81-84 .....	176
4. Scott Ellis, 86-89 .....	173
5. Josh Wilson, 2007-10 .....	148
6. Dana Harding, 87-88 .....	147
Kevin Bullard, 97-2000 .....	147
8. Sean Hotzak, 2004-07 .....	141
<b>John Roberts, 2009</b> .....	<b>141</b>
10. Calvin Culberson, 85-88 .....	139

## BATTING AVERAGE

1. Roman Miestowski, 91-92 .....	397
2. Chad Armstrong, 89-90 .....	396
3. Tyler Evans, 06-07 .....	392
4. Steve McNeill, 71-74 .....	390
5. Charlie Broad, 84-87 .....	385
6. Kirk Nordness, 2001-02 .....	3829
7. David Harriman, 2001-02 .....	3826
8. Marc Noble, 2006-07 .....	380
9. Steve Russell, 89-90 .....	378
10. Dana Harding, 87-88 .....	377

## STOLEN BASES

1. Calvin Culberson, 85-88 .....	128
2. Charlie Broad, 84-87 .....	98
3. Steve McNeill, 71-74 .....	92
4. Tony Yeomans, 81-84 .....	83
5. Kevin Stafford, 83-86 .....	73
6. Bruce Addison, 87-88 .....	68
7. Jay Sheppard, 93-94 .....	63
8. Roman Miestowski, 91-92 .....	59
9. Mickey Peyton, 86 .....	57
Steve Russell, 89-90 .....	57

## BASE ON BALLS

1. Scott Ellis, 86-89 .....	183
2. Kevin Stafford, 83-86 .....	180
3. Dave Bone, 87-89 .....	152
4. Charlie Broad, 84-87 .....	146
5. Tony Yeomans, 81-84 .....	140
6. Calvin Culberson, 85-88 .....	135
7. Bruce Addison, 87-88 .....	109
8. Kevin Bullard, 97-2000 .....	107
9. Michael Price, 2008-11 .....	105
10. Josh Wilson, 2007-10 .....	102

## TOTAL BASES

1. Charlie Broad, 84-87 .....	524
2. Josh Wilson, 2007-10 .....	473
3. Tony Yeomans, 81-84 .....	422
4. Mike Mitchener, 86-88 .....	403
5. Calvin Culberson, 85-88 .....	383
6. Dana Harding, 87-88 .....	336
7. Kevin Bullard, 97-2000 .....	327
8. Scott Ellis, 86-89 .....	324
9. <b>John Roberts, 2009</b> .....	<b>322</b>
10. Sean Hotzak, 2004-07 .....	319

## SLUGGING PERCENTAGE

1. Mike Mitchener, 86-88 .....	748
2. Dana Harding, 87-88 .....	726
3. Eric Chavez, 91-92 .....	718
4. Tony Kunka, 93-94 .....	642
5. Chad Armstrong, 89-90 .....	634
6. Charlie Broad, 84-87 .....	627
7. David Harriman, 2001-02 .....	617
8. Brad Squibb, 89-90 .....	601
9. Kirk Nordness, 2001-02 .....	595
10. Roman Miestowski, 91-92 .....	577

## ON BASE PERCENTAGE

1. Dave Bone, 87-90 .....	503
Jimmie Evans, 86-87 .....	503
3. Kevin Stafford, 83-86 .....	492
4. Chad Armstrong, 89-90 .....	489
Roman Miestowski, 91-92 .....	489
6. Steve McNeill, 71-74 .....	488
7. Charlie Broad, 84-87 .....	480
Scott Ellis, 86-89 .....	480
9. Bruce Addison, 87-88 .....	479
10. Al Otte, 83-86 .....	478



*Charlie Broad has his number 13 retired at Grayson Stadium. The Armstrong Athletic Hall of Famer still holds seven career Armstrong batting records, including most runs scored, hits, doubles, triples and runs batted in.*



# CAREER TOP 10S - PITCHING

## GAMES

1. Zach Shelnut, 2001-04 .....	85
2. Greg Kennedy, 96-99 .....	77
3. Joey Williams, 97-2000 .....	74
4. Ricky Meeks, 83-86 .....	71
5. Shane Shelton, 97-2000.....	64
6. Brandon McCreery, 2008-10	60
7. Andrew Moss, 2000-02 .....	55
8. Tommy Bumgardner, 73-76..	54
Mike Ogilvie, 82-83 .....	54
10. Matt Nalutka, 2005-06 .....	52

## WINS

1. Ricky Meeks, 83-86 .....	29
2. Chuck Christopher, 85-87 .....	27
3. Tommy Bumgardner, 73-76 .....	24
4. Joey Williams, 97-2000 .....	23
5. Al Otte, 83-85 .....	22
Bill Gearhart, 87-88.....	22
7. Daryll Boyd, 91-93.....	21
8. Larry Vrtiska, 93-94 .....	20
9. Gary Broad, 83-84 .....	18
Rick Zakrajsek, 85-86 .....	18
Dennis Pruitt, 69-72 .....	18
Jon Dobyns, 2003-04.....	18
Cody Walden, 2008-09 .....	18

## SAVES

1. Matt Nalutka, 2005-06 .....	19
2. Zach Shelnut, 2001-04 .....	17
3. Mike Mitchener, 86-88 .....	14
Mike Ewing, 89-90 .....	14
Brandon McCreery, 2008-10	14
6. Mike Ogilvie, 82-83 .....	12
Ricky Meeks, 83-86 .....	12
8. Jeff Pasquale, 89-90 .....	11
9. Bill Schmidt, 89-91 .....	10
Chris Humrich, 99 .....	10
Ryan Smith, 2009-10.....	10

## EARNED RUN AVERAGE

1. Daryle Gavlick, 92 .....	1.17
2. Bill Schmidt, 89-91 .....	1.67
3. Tommy Bumgardner, 73-76 .....	1.83
4. Jon Boothe, 90-91 .....	2.01
5. William Holbrook, 80-82 .....	2.04
Zach Shelnut, 2001-04 .....	2.04
7. Jeremy Wedel, 98 .....	2.05
8. Jeff Pasquale, 89-90 .....	2.05
9. Mike Ewing, 89-90 .....	2.19
10. Billy Ray Smith, 81-83.....	2.34

## INNINGS

1. Tommy Bumgardner, 73-76 ....	348.2
2. Ricky Meeks, 83-86 .....	327.0
3. Dennis Pruitt, 69-72 .....	300.0
4. Chuck Christopher, 85-87 .....	296.2
5. Eddie Aenchbacher, 76-79 .....	267.1
6. Pat Holland, 71-74.....	258.0
7. Joey Williams, 97-2000.....	255.1
8. Daryll Boyd, 91-93.....	223.0
9. Tim Norton, 78-81.....	221.2
10. Cody Walden, 2008-09 .....	210.2

## STRIKEOUTS

1. Chuck Christopher, 85-87 .....	244
2. Joey Williams, 97-2000 .....	219
3. Daryll Boyd, 91-93.....	216
4. Chase Leatherwood, 2005-06.....	193
5. Al Otte, 83-85.....	185
6. Tommy Bumgardner, 73-76 .....	183
7. Ricky Meeks, 83-86 .....	182
8. Bill Gearhart, 87-88.....	178
Jon Dobyns, 2003-04.....	178
10. Rick Sawyer, 89-90 .....	170
B.J. Brinkmeier, 2000-01 .....	170

## WINNING PERCENTAGE

1. Mike Ewing, 89-90 (9-0).....	1.000
Austin Ducey, 2005, 07 (10-0) .....	1.000
2. Daryle Gavlick, 92 (11-1) .....	.917
3. Larry Vrtiska, 93-94 (20-2) .....	.909
4. Bill Gearhart, 87-88 (22-3).....	.880
5. Jimmy Fisher, 14-2 .....	.875
6. Scott Malcolm, 13-2 .....	.867
7. Mark Simons, 15-3 .....	.833
8. Jon Boothe, 8-2 .....	.800
John Ducey, 2006 (8-2) .....	.800
Jeremy Horst, 2006-07 (8-2) .....	.800
10. Craig Bradshaw, 15-4 .....	.789



*Matt Nalutka earned ABCA and NCBWA All-America honors and finished his career as AASU's all-time leader in saves with 19.*

*Joey Williams finished his four-year career in 2000 ranked in the Top 10 in five separate pitching categories.*



*The 1987 squad featured one of the most feared power hitting lineups in college baseball. Dana Harding (28 HR), Mike Mitchener (14 HR), Calvin Culberson (15 HR) and Scott Ellis (16 HR) combined for 73 home runs between them. Overall, the Pirates launched a school-record 102 home runs and set other single-season bests in batting average (.360), slugging percentage (.596) and hit a home run in 20 consecutive games during the season.*



## DR. LINDA BLEICKEN UNIVERSITY PRESIDENT

Dr. Linda M. Bleicken joined Armstrong in 2009 after serving at Georgia Southern for 19 years. She is the seventh Armstrong president and the first woman to lead the institution since the establishment of Armstrong Junior College in 1935.

A woman with deep roots in Iowa farm country, Bleicken began her career at Georgia Southern as an assistant professor of management in 1990. Over the following years she would serve as acting chair of the department of management, associate dean of the College of Business Administration, vice president for student affairs, acting provost and vice president for academic affairs and lastly provost, a position she held since 2005.

A marketing major from Georgia State University who graduated magna cum laude, Bleicken's experiences in the business arena include a foray into real estate in Atlanta as owner and manager of residential properties and serving as a sales representative for Innerface International. She also spent two years in marketing research for BellSouth and Brittain Associates, both in Atlanta.

It was her experiences in marketing research that led her back to higher education. In 1987, she chose to continue her education in a university campus, this time as a teaching instructor at her alma mater, Georgia State University. Three years later she earned her academic credentials, a master's and Ph.D. in management, once again from Georgia State.

A long-time resident of Savannah—she commuted to Georgia Southern all those years—Bleicken knows and cares deeply about Savannah and the Coastal Georgia region. She has served on the Osabaw Island Foundation Board since 2007 and been involved with the Savannah Downtown Neighborhood Association.



## LISA SWEANY DIRECTOR OF ATHLETICS

Lisa M. Sweany begins her first season as Director of Athletics at Armstrong Atlantic State University for the 2011-12 academic year.

Sweany brings to Armstrong extensive experience in NCAA Division II athletics, including more than 10 years with the premiere Division II program at GVSU. Since being named senior associate athletics director in 2007, she has been responsible for budget, personnel and facilities management. Her duties have included direct supervision of seven coaches, overseeing game and event operations, as well as management of all athletics personnel. In addition, she coordinated all aspects of compliance and eligibility for more than 500 student athletes.

She actively researched and implemented a plan to offer women's lacrosse as GVSU's 20th varsity sport. She has served on the GLIAC Executive Council, the Irwin Club Advisory Board and the Intercollegiate Athletics Advisory Board.

Prior to joining GVSU, she served at Tri-State University in Angola, Indiana, starting in 1995 as athletics facilities director. During her five-year stint at Tri-State, she served in various capacities of increasing responsibility, including assistant basketball coach, head coach of softball and associate athletics director, a position she was named to in March 1995.

Sweany is a member of the National Association of Collegiate Women Athletics Administrators and the National Association of Collegiate Directors of Athletics, as well as the first vice president of the CEFMA (Collegiate Event and Facility Management Association) for 2011-12. From 2010, she served as chair of the NCAA Midwest Regional for Softball, helping to oversee rankings in the region. Since 2008, she has served as second vice president and convention planning chair for the Collegiate Event and Facility Management Association, where she was a founding board member.

She holds a master's degree in physical education with a concentration in sports management from Ball State University in Muncie, Indiana and a bachelor's degree with honors in business administration with a concentration in accounting from Tri-State University in Angola, Indiana.





# ARMSTRONG ADMINISTRATION



**Jennifer Rushton**  
Associate AD for  
Compliance & Student  
Services



**Chad Jackson**  
Director of Sports  
Communications



**Michael Smoose**  
Assistant AD for  
Business & Marketing



**Alan Segal**  
Assistant AD  
for Operations / Head  
Men's Cross Country



**Dr. Donald Anderson**  
Compliance & Student  
Services Consultant



**Dr. Will Lynch**  
Faculty Athletic  
Representative



**Joe Roberts**  
Head Baseball Coach



**Calvin Culberson**  
Assistant Baseball  
Coach



**Jeremy Luther**  
Head Men's Basketball  
Coach



**Evans Davis**  
Asst. Men's  
Basketball Coach



**Matt Schmidt**  
Head Women's  
Basketball Coach



**Karmen Graham**  
Assistant Women's  
Basketball Coach



**Michael Butler**  
Head Men's & Women's  
Golf Coach



**Ted Evans**  
Head Softball Coach



**Eric Faulconer**  
Head Women's Soccer  
Coach



**Simon Earnshaw**  
Head Men's & Women's  
Tennis Coach





Since its founding in 1935 - more than 75 years ago - Armstrong Atlantic State University has continued to develop to meet the Savannah community's educational needs. From its first location in Armstrong House in downtown Savannah to its current home on a scenic 268-acre lot off of Abercorn, the university has become one of the finest educational institutions in the Southeastern United States. Last year, Armstrong celebrated its 75th anniversary as a premier institution of higher education in the Coastal Empire.

Armstrong Junior College was established by the Mayor of Savannah and other public officials in 1935. Housed in the beautiful and historic Armstrong House, a gift to the city from the family of George F. Armstrong, Armstrong Junior College grew over the years to occupy eight additional buildings in the Forsyth Park and Monterey Square areas.

In 1959, as Armstrong College of Savannah, it became a two-year unit of the University System. The Board of Regents conferred four-year status on Armstrong in 1964 and the college moved to a 250-acre location, a gift from Donald Livingston and the Mills B. Lane Foundation, in December of 1965. Additional buildings joined the eight original structures as Armstrong added professional and graduate programs and tripled in size.

In July of 1996, the Board of Regents voted to rename the college to Armstrong Atlantic State University to reflect its mission and identity. The university's reputation of excellence is still evident in its dedication to students, with a supportive environment.

Armstrong Atlantic State University was fully accredited as a senior institution by the Southern Association of Colleges and Schools in December, 1968, with accreditation retroactive to January 1, 1968, and was last reaccredited in December, 2002.

The university offers more than seventy-five academic programs and majors in the College of Arts and Sciences, College of Health Professions, College of Education and School of Computing. The academic community includes approximately 7,650 students and more than 400 faculty members. Enrollment has more than doubled in the last 20 years,



from 3,700 students in 1990 to its current number.

Across campus, evidence of the university's growth can be found in its facilities. Recently completed projects include the \$31 million Windward Commons, a 567-bed, freshman-dedicated residence hall completed over the summer, which brings the number of students living on campus to more than 1,400, and the new \$16 million, 60,180 square-foot Armstrong Student Union that was built entirely through student fees and opened in fall of 2010.

The athletic department of Armstrong Atlantic State University is housed in the Armstrong Sports Center, completed in 1995. The Sports Center includes offices for the physical education department, training room and weight room areas, basketball courts, indoor track and offices for coaches and athletic department personnel. The building played host to the Peach Belt Conference's basketball tournament in 1998 and 1999 and hosts several in-season tournaments each year. Construction of a women's fieldhouse for soccer and softball was completed in the spring of 2007.

Armstrong sponsors eleven intercollegiate sports and is a charter member of the Peach Belt Conference, formed in 1991. Women's soccer and women's golf debuted in 2005-06 and men's cross country was reinstated in 2009, joining men's and women's basketball, volleyball, baseball, men's and women's tennis, men's golf and softball as sports that Armstrong sponsors. In 2008-09, the Armstrong men's and women's tennis teams each captured NCAA Division II National Championships for a second straight year, with the women's tennis team earning the "three-peat" of three straight titles in 2010.

Continuing a mission begun in 1935, Armstrong Atlantic State University today serves a rich gamut of traditional and non-traditional students. Forty-three percent of Armstrong's student body are from the Savannah-Chatham area, while others come from around the state, nation and world. All have come to Savannah to experience and thrive on the campus of one of the fastest developing higher learning institutions in the nation - to be a part of Armstrong Atlantic State University.





## 2012 ARMSTRONG ATLANTIC STATE UNIVERSITY BASEBALL SCHEDULE

DATE	DAY	OPPONENT	TIME
Feb. 3	Fri.	Winston-Salem State	2:00 p.m.
Feb. 4	Sat.	Winston-Salem State (DH)	11:00 a.m.
Feb. 10	Fri.	Concord	2:00 p.m.
Feb. 11	Sat.	Concord	1:00 p.m.
Feb. 12	Sun.	Concord	11:00 a.m.
Feb. 17	Fri.	Southern Indiana	2:00 p.m.
Feb. 18	Sat.	Southern Indiana	1:00 p.m.
Feb. 19	Sun.	Southern Indiana	11:00 a.m.
Feb. 25	Sat.	at Columbus State *	3:00 p.m.
Feb. 26	Sun.	at Columbus State (DH) *	Noon
March 3	Sat.	Georgia Southwestern (DH) *	11:00 a.m.
March 4	Sun.	Georgia Southwestern *	1:00 p.m.
March 6	Tues.	Wayne State (Neb.)	2:00 p.m.
March 8	Thurs.	Urbana	2:00 p.m.
March 10	Sat.	North Georgia (DH) *	11:00 a.m.
March 11	Sun.	North Georgia *	1:00 p.m.
March 13	Tues.	California (Pa.)	11:00 a.m.
March 15	Thurs.	Tiffin	11:00 a.m.
March 17	Sat.	at Montevallo *	8:00 p.m.
March 18	Sun.	at Montevallo (DH) *	3:00 p.m.
March 22	Thurs.	at Augusta State	6:00 p.m.
March 24	Sat.	Francis Marion *	2:00 p.m.
March 25	Sun.	Francis Marion (DH) *	11:00 a.m.
March 27	Tues.	Newberry	3:30 p.m.
March 30	Fri.	at Lander *	7:00 p.m.
March 31	Sat.	at Lander (DH) *	2:00 p.m.
April 3	Tues.	at Newberry	6:00 p.m.
April 6	Fri.	USC Aiken *	2:00 p.m.
April 7	Sat.	UNC Aiken (DH) *	12:30 p.m.
April 10	Tues.	at Pfeiffer	6:30 p.m.
April 13	Fri.	at Flagler *	7:00 p.m.
April 14	Sat.	at Flagler (DH) *	2:00 p.m.
April 17	Tues.	Augusta State	3:30 p.m.
April 21	Sat.	UNC Pembroke *	12:30 p.m.
April 22	Sun.	UNC Pembroke (DH) *	1:00 p.m.
April 24	Tues.	at Erskine	3:00 p.m.
April 27	Fri.	at Georgia College *	7:00 p.m.
April 28	Sat.	at Georgia College (DH) *	2:00 p.m.
May 4	Fri.	Erskine	3:30 p.m.
May 9-13	Wed.-Sun.	2012 Peach Belt Championships (Columbus, Ga.)	

**Bold** denotes home game.

\* - Peach Belt Conference game