

Georgia Southern University

## Georgia Southern Commons

---

Armstrong Baseball Team Archives

Armstrong Men's Baseball Archives

---

2009

### 2009 AASU Baseball Guide

Armstrong State University

Follow this and additional works at: <https://digitalcommons.georgiasouthern.edu/armstrong-base-team>

---

#### Recommended Citation

Armstrong State University, "2009 AASU Baseball Guide" (2009). *Armstrong Baseball Team Archives*. 67. <https://digitalcommons.georgiasouthern.edu/armstrong-base-team/67>

This media guide is brought to you for free and open access by the Armstrong Men's Baseball Archives at Georgia Southern Commons. It has been accepted for inclusion in Armstrong Baseball Team Archives by an authorized administrator of Georgia Southern Commons. For more information, please contact [digitalcommons@georgiasouthern.edu](mailto:digitalcommons@georgiasouthern.edu).

# **ARMSTRONG ATLANTIC STATE UNIVERSITY**

## **2009 BASEBALL**



**TWELVE NCAA REGIONALS IN 21 SEASONS:  
1988, 1989, 1990, 1991, 1992,  
1993, 1994, 1998, 1999, 2003, 2006, 2007  
NCAA WORLD SERIES 1988, 1989 & 1994  
NATIONAL SCORING CHAMPION 1990 & 1993  
NATIONAL PITCHING CHAMPION 1980 & 1992  
#1 RANKING IN FINAL POLL 1989 & 1990**

# AASU'S "ERA OF EXCELLENCE"

YEAR	RECORD	FINAL POLL	REGULAR SEASON	POST-SEASON
1983	54-20	8th NAIA	District 2nd	2nd District Tourney
1984	63-17	3rd NAIA	District 2nd	2nd District Tourney
1985	55-18	Big South/DI	<b>Division Co-Champs</b>	3rd Conference Tourney
1986	37-20	Big South/DI	Division 4th	None
1987	47-15	Big South/DI	<b>Division Champion</b>	2nd Conference Tourney
1988	42-13	4th NCAA II	<b>Region #1 Seed</b>	<b>Region Champion</b> 5th NCAA II Series
1989	43-17	<b>1st NCAA II</b>	<b>Region #1 Seed</b>	<b>Region Champion</b> 7th NCAA II Series
1990	47-9	<b>1st NCAA II</b>	<b>Region #1 Seed</b>	2nd Region Tourney
1991	36-21	12th NCAA II	<b>Region #1 Seed</b>	3rd Region Tourney
1992	45-13	8th NCAA II	<b>Region #1 Seed</b> <b>Conference Champion</b>	2nd Conference Tourney 3rd Region Tourney
1993	45-13	11th NCAA II	Region #2 Seed <b>Conference Champion</b>	3rd Region Tourney 5th Conference Tourney
1994	50-15	5th NCAA II	Region #2 Seed Conference Runner-Up	<b>Region Champion</b> 3rd Conference Tourney 5th NCAA II Series
1995	27-23	None	Conference #3	5th Conference Tourney
1996	31-23	31st NCAA II	Conference #3	5th Conference Tourney
1997	33-25	None	Conference #5	4th Conference Tourney
1998	38-21	19th NCAA II	Region #2 Seed Conference #5	4th Region Tourney 3rd Conference Tourney
1999	42-14	10th NCAA II	Region #4 Seed Conference #4	3rd Region Tourney
2000	37-17	25th NCAA II	Conference #6 Region #6	None
2001	38-15	15th NCAA II	Conference #4 Region #5	None
2002	34-21	None	Conference #8	None
2003	36-15	9th NCAA II	Region #2 Conference Co-Champs	4th Region Tourney
2004	29-27	None	Conference #11	None
2005	34-16	18th NCAA II	Conference #6	None
2006	40-18	24th NCAA II	Region #4 Conference #5	4th Region Tourney 4th Conference Tourney
2007	39-23	21st NCAA II	Region #4 Conference #5	<b>Conf. Tour. Champions</b> 5th Region Tourney
2008	27-23	None	Conference #6	5th Conference Tourney

**Overall Record: 1049-462 (.694)**

**Average Season Record: 40-17**

**24 Seasons With 33+ Wins**

**12 NCAA Tournament appearances in 21 seasons**

**5 Consecutive #1 Seedings in South Atlantic Regional: 1988-1992**

**3 NCAA II College World Series appearances: 1988, 1989, 1994**

**42 All-Americans past 20 years**

**National Scoring Champion: 1990, 1993**

**National Pitching Champion: 1980, 1992**

**Four Peach Belt Conference Championships**

**Nationally Ranked in 15 of last 21 Final Polls**

**2 #1 Final Rankings: 1989, 1990**

**130 Graduates in past 23 years**

**26 Consecutive years with professional signings**



*Era of Excellence* ..... IFC  
*Table of Contents*..... 1  
*Did You Know?*..... 2  
*2009 Season Outlook*..... 3  
*Head Coach Joe Roberts* .....4-5  
*Winningest DII Coaches* ..... 6  
*Assistant Coaches*.....7-8  
*2009 Roster*..... 9  
*2009 Depth Chart*.....10  
*2008 Review* ..... 11  
*Player Profiles*.....12-20  
*2008 Final Stats* ..... 21  
*2008 Season Results* ..... 22  
*Final Division II Polls* .....23-25  
*2009 DII Preseason Poll*..... 25  
*2008 National Championships* .....26-27  
*2008 All-America Teams*..... 28  
*2008 South Atlantic All-Region* 29  
*Regional Seedings*.....29-32  
*Winningest Division II Teams*..... 33  
*Team Statistics in DII*..... 34  
*Individual Statistics in DII*..... 35  
*AASU Athletic Hall of Fame* 36  
*Adam Bernero*..... 37  
*Pirates in the Pros*..... 38  
*Savannah/Tybee Island*..... 39  
*All-American Honor Roll*.....40-41  
*2008 PBC Stats/Standings*..... 42  
*PBC Season History*.....43-48  
*PBC Performances*..... 50  
*PBC Year-by-Year Leaders*.....51-52  
*PBC Records*.....53-56  
*Pirates in the Postseason* ..... 57  
*Memorable Seasons*.....58-62  
*AASU Coaching Records* ..... 63  
*Diamond Classic History* .....64-65  
*Pirate Honor Roll*.....66-68  
*Team Records* .....69-70  
*Individual Records*.....71-74  
*Season Leaders*.....75-78  
*Top 10 Charts - Season*.....79-80

*Top 10 Charts - Career*.....81-82  
*AASU Administration* .....83-84  
*Armstrong Atlantic State University* 85  
*2009 Schedule*.....BC



## AASU ATHLETIC DEPARTMENT PHONE DIRECTORY

### Main Numbers

<b>Athletic Department</b>	<b>912-344-2813</b>
<b>Athletics FAX</b>	<b>912-344-3422</b>
	<b>912-344-3450</b>

### Administration

Dr. Eddie Aenchbacher, A.D.	912-344-2730
Dr. Donald Anderson, Asst. A.D.	912-344-2726
Chad Jackson, Sports Communications	912-344-3114
Daniel Hinely, Athletic Trainer	912-344-2866
Dianne Lane, Athletic Secretary	912-344-2813

### Coaching Staff

Joe Roberts, Baseball	912-344-2694
Calvain Culberson, Asst. Baseball	912-344-3147
Jeff Burkhamer, Basketball (Men's)	912-344-2992
Steve Franklin, Asst. Men's Basketball	912-344-2690
Ryan Hilburn, Asst. Men's Basketball	912-344-2598
Matt Schmidt, Basketball (Women's)	912-344-3110
Veronica Black, Asst. Wm. Basketball	912-344-2674
Michael Butler, Men's Golf	912-344-2752
Simon Earnshaw, Tennis	912-344-3195
David Secker, Asst. Tennis	912-344-3195
Eric Faulconer, Women's Soccer	912-344-3095
Leeanna Woodworth, Asst. Soccer	912-344-3095
Ted Evans, Softball	912-344-2727
Brittany Walker, Asst. Softball	912-344-2727
Will Condon, Volleyball	912-344-3239
Jenni Holste, Asst. Volleyball	912-344-2734

### CREDITS

The 2009 Armstrong Atlantic State University Baseball media guide was published by the AASU Office of Sports Communications, Chad Jackson, director. AASU head coach Joe Roberts and assistant coach Calvin Culberson also contributed to this publication.

### Other Numbers

AASU Training Room	912-344-2866
--------------------	--------------



- ✓ AASU is the **2nd** winningest **NCAA Division II** baseball team since 1983?
- ✓ AASU was the **3rd** winningest **NCAA Division II** team in the 1990's?
- ✓ AASU is one of **8** teams nationally to be in the **NCAA II Regionals** at least **12** of the past 21 seasons ?
- ✓ AASU has been ranked nationally in **15** of the last 21 final NCAA II polls, including the Top 15 **ten** times?
- ✓ AASU has had **37** players go to **professional baseball** in the past **11** years?
- ✓ AASU has had **26** consecutive years with players signing to play **professional baseball**?
- ✓ AASU has had **22 All-Americans** and **19 Hon. Mention All-Americans** in **20** years?
- ✓ AASU is one of **4 Peach Belt** schools to have won **4** conference championships since 1992?
- ✓ AASU has had **130** of its players graduate in **23** years?
- ✓ AASU baseball players carried a cumulative **3.06 GPA** for the past **11** years?
- ✓ AASU has posted **40 win seasons 13 times** since **1981** and **33-win years 24 times**?
- ✓ AASU was **No. 1** in NCAA DII total attendance in **2002** with 14,516?
- ✓ AASU vs. Georgia drew **3,115** in **2002**, then an NCAA II regular season record?
- ✓ AASU has drawn **4** of the top **9** regular season crowds in NCAA II history?
- ✓ AASU is one of **7** teams that have had been **No. 1 seeds 5** times since **1988**?
- ✓ AASU has a **1049-462 (.694) record** during the past **26** years, for a **40-17** average?
- ✓ AASU is in Savannah, Georgia, a coastal beach town only 90 minutes north of Florida?
- ✓ AASU's Joe Roberts is the winningest active coach in NCAA DII baseball?
- ✓ AASU has achieved a **46-20 (.697)** mark in the Memorial Health Diamond Classic (formerly the Great Savannah Shootout) featuring **DI** schools?
- ✓ AASU has compiled a **167-101 record (.623)** vs. NCAA I teams since **1983** with wins over quality teams such as Georgia, Clemson, Georgia Tech, Michigan, North Carolina, Kentucky, Vanderbilt, South Carolina, The Citadel, Jacksonville, Georgia Southern, Indiana, Duke, Maryland, West Virginia, Northwestern, Coastal Carolina, Connecticut, Louisville, Central Florida, Army, Mercer, Davidson, VMI, Winthrop, William and Mary, Charleston Southern, Illinois-Chicago, Georgia State, Bethune-Cookman, tied N.C. State and has played others such as Miami, Florida State and Wake Forest?



The Armstrong Atlantic State baseball squad expects to compete once again for a Peach Belt Conference title and a berth in the NCAA DII Baseball Championships. The Pirates once again will play one of the nation's toughest schedules, opening up at home against No. 1 ranked and defending DII national champion Mount Olive on Sunday, February 1, with a three-game series. AASU will also see ranked clubs Columbus State (No. 5), USC Aiken (No. 10), North Georgia (No. 17), Wayne State (No. 20), Valdosta State (No. 21) and Francis Marion (No. 33) throughout the season.

AASU returns a good core of its offense for 2008 with NCBWA Honorable Mention All-America outfielder **Josh Wilson** returning to play left field and sophomore Michael Price set to play center field. Former SIAC Freshman of the Year Alex Wyche will take over in left field. Freshman Cory Thacker and sophomore Josh Heath will also be available in the outfield.

The infield is relatively intact as well with the return of double-play combination Juan Dorado at shortstop and Carlos Cardoza-Oquendo at second base. Kenny Cail makes the move across the diamond to first base from third, paving the way for junior college transfer Bryan Roby to take over at the hot corner. Freshman Drew Walker is available to back up at several infield spots.

Freshman John Roberts, the *Savannah Morning News*' Coastal Empire Player of the Year will take over behind the plate. Utility player Blake Sills, Heath and freshmen Auston Thomas and Drew Carnes will also see time at DH and backup in the field.


The pitching staff also returns a bulk of its innings from last season with lefthander Cody Walden and righthander Jeff Chase returning as starters. They'll be joined in the rotation by sophomore Blake Culberson and junior transfer Thomas Gray.

The bullpen will be anchored junior closer Brandon McCreery, who saved seven games and limited opponents to a .186 batting average last season. Lefty Ryan Smith and Roby will take over set-up roles, while Sills and freshmen Jesse Osborne, Chris Base and Ben Jackson will see plenty of opportunity for innings.

AASU has been picked to finish sixth in the PBC in a preseason poll of the league's coaches, behind Columbus State, North Georgia, USC Aiken, GCSU and, Francis Marion. UNC Pembroke was picked seventh, followed by Augusta State, Lander and Georgia Southwestern. The Pirates' schedule opens up against Mount Olive and also features non-conference games against Southern Indiana, Shepherd, Erskine, future PBC member Flagler as well as the 2009 Savannah Invitational.







## JOE ROBERTS HEAD BASEBALL COACH

Joe Roberts begins his 30th year at the helm of Armstrong Atlantic State baseball. While at AASU, Roberts has posted an overall 1,150-547 (.678) record while averaging 40 wins per year and posting 29 consecutive winning seasons. He currently ranks as the leading active Division II coach and second all-time in wins.

During his career, the Pirates have become a perennial contender in NCAA DII baseball. Armstrong Atlantic State is second only to Florida Southern in NCAA DII baseball victories since his arrival at then-Armstrong State in 1980, and at one point the Pirates were ranked in 110 straight polls over seven seasons. The Pirates advanced to the NCAA DII

World Series in 1988, 1989 and 1994, with their 1990 squad ranked No. 1 nationally in every week of the season.

Coach Roberts has been selected for a coach of the year award eight times, including Region coach of the year awards in all three seasons at the Pirates advanced to the NCAA DII World Series. The Pirates have had players sign professionally in 26 straight years and AASU has also graduated 130 of its players in the last 23 years, despite its small rosters.

Roberts was a four-sport letterman at Lebanon (Ind.) HS before attending Lake Sumter CC in Leesburg, Fla. He finished his career at St. Andrew's Presbyterian College in Laurinburg, N.C., where he was again a four sport letterman and a basketball standout, setting several school, league and NCAA records during a two year career that saw him named All-Conference twice. He was selected Dixie MVP in his junior year of 1974 and was inducted into the St. Andrews Athletic Hall of Fame in 1995. He is married to the former Lynn Tucker and they have two teenage sons, Brian and Eric.

## COACH ROBERTS' HONORS

### COACH OF THE YEAR

- 1984 NAIA District 25
- 1987 Big South Conference
- 1988 NCAA II South Atlantic Region
- 1989 NCAA II South Atlantic Region
- 1990 Georgia "All College Male Sports"
- 1992 Peach Belt Conference
- 1994 NCAA II South Atlantic Region
- 2003 Peach Belt Conference

### HALL OF FAME INDUCTEE

- 1995 St. Andrew's College Athletic Hall of Fame

### COMMITTEES

- 1983-84 NAIA District 25 Baseball Committee
- 1988-91,2005- ABCA All-America, Region Chairman
- 1988-91,2005- ABCA All-America, Selection Committee
- 1989-95 NCAA II Region Advisory Committee
- 1989- "Collegiate Baseball"-National Poll Chairman
- 1989-95 NCAA II National Championship Committee
- 1990-95 NCAA II Region Baseball Chairman
- 1993-94,99 Peach Belt Baseball Chairman
- 2000-05 ABCA NCAA Division II President
- 2001- ABCA Executive Committee Member
- 2005 ABCA Executive Board Member
- 2006-2007 ABCA Vice President (4th)
- 2008- ABCA President

## COACH ROBERTS YEAR-BY-YEAR

1980	22-20	.524
1981	35-33	.515
1982	44-24	.647
1983	54-20	.730
1984	63-17	.787
1985	55-18	.753
1986	37-20	.649
1987	47-15	.758
1988	42-13	.764
1989	43-17	.717
1990	47- 9	.839
1991	36-21	.632
1992	45-13	.776
1993	45-13	.776
1994	50-15	.769
1995	27-23	.540
1996	31-23	.574
1997	33-25	.569
1998	38-21	.644
1999	42-14	.750
2000	37-17	.685
2001	38-15	.717
2002	34-21	.618
2003	36-15	.706
2004	29-27	.518
2005	34-16	.680
2006	40-18	.689
2007	39-23	.629
2008	27-23	.540
		<b>1,150-547</b>
		<b>.678</b>



## THE ROBERTS FILE - SINCE 1983

*Bold denotes 2009 Opponents*

<i>Adelphi</i> ..... 12-5	<i>Ferris State</i> ..... 2-0	<i>Maryland</i> ..... 2-0	<i>Slippery Rock</i> ..... 0-2
<i>Alabama A&amp;M</i> ..... 1-0	<b>Findlay</b> ..... 1-1	<i>Mercer</i> ..... 5-3	<i>South Carolina</i> ..... 1-3
<i>Albany State</i> ..... 24-0	<b>Flagler</b> ..... 3-3	<i>Mercer-Atlanta</i> ..... 5-1	<i>South Carolina State</i> ..... 7-0
<i>Allegheny</i> ..... 3-0	<i>Florida Atlantic</i> ..... 1-4	<i>Mercyhurst</i> ..... 5-0	<i>South Dakota State</i> ..... 6-1
<i>American Int'l</i> ..... 1-0	<i>Florida A &amp; M</i> ..... 0-1	<i>Methodist (NC)</i> ..... 4-3	<i>SIU Edwardsville</i> ..... 10-2
<i>Anderson (SC)</i> ..... 3-0	<i>Florida Memorial</i> ..... 2-0	<i>Miami</i> ..... 0-2	<i>Southern Conn. St.</i> ..... 12-0
<i>Army</i> ..... 1-0	<i>Florida Southern</i> ..... 4-4	<i>Michigan</i> ..... 1-0	<b>Southern Indiana</b> ..... 9-0
<i>Ashland (OH)</i> ..... 2-0	<i>Florida State</i> ..... 0-2	<i>Missouri-St. Louis</i> ..... 5-0	<i>Southern Tech</i> ..... 3-2
<i>Assumption</i> ..... 4-0	<i>Florida Tech</i> ..... 2-1	<i>Missouri Western</i> ..... 1-1	<i>Southeast Missouri State</i> ..... 0-2
<b>Augusta State</b> ..... 42-24	<i>Fort Valley State</i> ..... 4-0	<i>Mt. Mercy</i> ..... 2-0	<i>Southwest State (MN)</i> .. 1-0
<i>Augustana</i> ..... 1-0	<b>Francis Marion</b> ..... 27-24	<b>Mount Olive</b> ..... 4-5	<i>Springfield</i> ..... 18-0
<i>Barry</i> ..... 2-0	<i>Franklin Pierce</i> ..... 1-0	<i>Newberry</i> ..... 13-6	<i>Stonehill</i> ..... 7-0
<i>Barton</i> ..... 1-0	<i>Gannon</i> ..... 12-0	<i>Norfolk State</i> ..... 9-2	<i>Tennessee Wesleyan</i> ..... 0-1
<i>Bellarmino (KY)</i> ..... 3-0	<i>Gardner-Webb</i> ..... 8-4	<i>North Alabama</i> ..... 0-1	<i>Tiffin</i> ..... 6-0
<i>Bemidji State (MN)</i> ..... 2-0	<i>Georgia</i> ..... 1-1	<i>North Carolina</i> ..... 1-2	<i>Tri-State</i> ..... 5-0
<i>Benedict</i> ..... 2-0	<b>Georgia College State</b> 35-44	<i>North Carolina State</i> ..... 0-4	<i>Troy State</i> ..... 0-1
<i>Bethune-Cookman</i> ..... 4-0	<i>Georgia Southern</i> ..... 14-19	<i>North Dakota State</i> ..... 1-0	<i>Tusculum</i> ..... 5-0-1
<i>Bluefield State</i> ..... 1-0	<i>Georgia State</i> ..... 2-0	<i>North Florida</i> ..... 7-26	<i>Tuskegee</i> ..... 2-0
<i>Bridgewater</i> ..... 20-0	<b>Georgia Southwestern</b> 9-2	<b>North Georgia</b> ..... 5-4	<i>Upper Iowa</i> ..... 2-0
<i>Bryant</i> ..... 3-0	<i>Georgia Tech</i> ..... 2-3	<i>North Greenville</i> ..... 2-0	<b>USC Aiken</b> ..... 31-33
<b>California (PA)</b> ..... 4-0	<i>Grand Valley State</i> ..... 4-1	<i>Northern Kentucky</i> ..... 3-1	<i>USC Upstate</i> ..... 41-15
<i>Cal. Poly-SLO</i> ..... 0-1	<i>Greensboro</i> ..... 2-0	<i>Northwest Mo. St.</i> ..... 5-2	<i>Utica</i> ..... 3-0
<i>Campbell</i> ..... 1-1	<b>Hillsdale</b> ..... 5-0	<i>Northwestern</i> ..... 1-1	<b>Valdosta State</b> ..... 29-24
<i>Carson-Newman</i> ..... 1-0	<i>Howard</i> ..... 29-4	<i>Oakland City (IN)</i> ..... 2-0	<i>Vanderbilt</i> ..... 3-0
<i>Central Florida</i> ..... 1-3	<i>Huntington (IN)</i> ..... 0-1	<i>Ohio Wesleyan</i> ..... 7-0	<i>Virginia Military Ins</i> ..... 1-1
<i>Central Missouri State</i> ..... 1-2	<i>Illinois-Chicago</i> ..... 4-0	<i>Paine</i> ..... 23-0	<i>Virginia State</i> ..... 1-0
<i>Coastal Carolina</i> ..... 8-7	<i>Indiana</i> ..... 1-1	<b>UNC Pembroke</b> ..... 40-12	<i>Voorhees</i> ..... 3-0
<i>Charleston Southern</i> ..... 14-4	<i>IU-Southeast</i> ..... 1-0	<b>Pfeiffer</b> ..... 6-2	<i>Wake Forest</i> ..... 0-2
<i>Citadel, The</i> ..... 11-12	<i>Jacksonville</i> ..... 3-5	<i>Philadelphia Pharmacy</i> ..... 3-0	<b>Wayne State (NE)</b> ..... 8-1
<i>Clafin</i> ..... 1-0	<i>Jacksonville State</i> ..... 0-1	<i>Piedmont</i> ..... 4-0	<i>Walsh</i> ..... 2-0
<i>Clark Atlanta</i> ..... 1-0	<i>Juniaata</i> ..... 1-0	<i>Presbyterian</i> ..... 3-1	<i>Washington &amp; Lee</i> ..... 2-0
<i>Clemson</i> ..... 1-1	<i>Kennesaw State</i> ..... 12-25	<i>Queens (NY)</i> ..... 12-2	<i>West Georgia</i> ..... 0-1
<i>Columbia Union</i> ..... 3-0	<i>Kentucky</i> ..... 1-0	<i>Quincy</i> ..... 1-0	<b>West Liberty State</b> ..... 3-0
<b>Columbus State</b> ..... 38-38	<i>Kentucky Wesleyan</i> ..... 1-0	<i>Radford</i> ..... 2-0	<i>West Virginia</i> ..... 2-1
<b>Concord</b> ..... 6-0	<b>Kutztown</b> ..... 11-6	<i>Rockhurst</i> ..... 2-0	<i>Wheaton</i> ..... 4-0
<i>Concordia</i> ..... 2-0	<i>LaGrange</i> ..... 3-1	<i>Sacred Heart</i> ..... 10-2	<i>Wisconsin-Parkside</i> ..... 2-0
<i>Connecticut</i> ..... 1-0	<b>Lander</b> ..... 18-13	<b>St. Andrews</b> ..... 21-2	<i>Williams</i> ..... 6-0
<i>Davidson</i> ..... 8-0	<i>Lehigh</i> ..... 5-1	<i>St. Anselm</i> ..... 1-0	<i>William &amp; Mary</i> ..... 1-0
<i>Delaware State</i> ..... 2-0	<i>Lewis</i> ..... 4-2	<i>St. Augustine</i> ..... 13-0	<i>Wingate</i> ..... 7-2
<i>Dowling</i> ..... 1-0	<i>Liberty</i> ..... 0-1	<i>St. Joseph's (IN)</i> ..... 1-0	<i>Winthrop</i> ..... 1-3
<i>Duke</i> ..... 2-0	<i>Longwood</i> ..... 0-1	<i>St. Michael's</i> ..... 2-0	<i>Wittenberg</i> ..... 12-0
<i>Edinboro</i> ..... 2-0	<i>Louisville</i> ..... 1-0	<i>St. Norbert</i> ..... 4-0	<i>Wofford</i> ..... 4-0
<i>Edward Waters</i> ..... 7-0	<i>Manchester</i> ..... 2-0	<i>Savannah State</i> ..... 25-3	
<b>Erskine</b> ..... 11-4	<i>Manfield</i> ..... 1-0	<b>Shepherd</b> ..... 0-0	
<b>Fairmont State (WV)</b> ... 4-0	<i>Mars Hill</i> ..... 9-0	<i>Shippensburg</i> ..... 6-2	
<i>Felician</i> ..... 3-0	<i>Marian (WI)</i> ..... 2-0	<i>Shorter</i> ..... 3-2	

## ROBERTS' MILESTONE WINS

WIN #	AGAINST	SCORE	DATE	OPPOSING COACH
1	Campbell	6-2	3- 5-80	Cal Koonce
100	Flagler	13-1	5- 2-82	Glen Aspinwall
200	Paine	14-6	4-17-84	Dennis Wilcox
250	Ft. Valley State	10-0	3-31-85	U.S. Marshall
300	Coastal Carolina	7-3	5- 5-86	Bobby Richardson
399*	Columbus	5-3	5-21-88	Derek Mann
400	The Citadel	3-2	2-11-89	Chal Port
442*	Northern Kentucky	18-2	5-21-89	Bill Aker
500	Missouri-St. Louis	13-0	3- 6-91	Jim Brady
600	USC Aiken	9-6	3-13-93	Gary Gilmore
664*	Wingate	12-2	5-22-94	Bill Nash
700	Kennesaw State	3-2	2-25-96	Mike Sansing
800	Augusta State	2-0	2-13-99	Skip Fite
900	Columbus State	17-12	3-24-01	Greg Appleton
1,000	Southern Connecticut State	3-0	3-24-04	Tim Shea

\* NCAA II Championship Contests



## WINNINGEST ACTIVE DIVISION II HEAD COACHES (BY VICTORIES)

	<b>NAME</b>	<b>SCHOOL</b>	<b>YEARS</b>	<b>W-L</b>
1.	<b>Joe Roberts</b>	<i>Armstrong Atlantic State</i>	29	<b>1150-547</b>
2.	Mike Metheny	Southeastern Oklahoma	28	1086-476
3.	Dean Bowyer	Minnesota State Mankato	34	1053-540
4.	Mike Lane	North Alabama	25	908-398
5.	Calvin Bailey	West Virginia State	31	872-399
6.	Charlie Migl	St. Mary's (Texas)	22	803-377
	John Schaly	Ashland	21	803-411
8.	John Goelz	Sonoma State	23	790-493
9.	Walt Head	Saginaw Valley State	24	752-505
10.	Steve Anson	Washburn	28	737-661
11.	Carl Lancaster	Mount Olive	22	726-354
12.	Jeff Messer	Slippery Rock	23	723-417
13.	Harry Hillson	Mansfield	22	692-398
14.	Skip Fite	Augusta State	28	674-680
15.	Gary Rundles	West Alabama	21	649-457
16.	Jim Brady	Missouri-St. Louis	23	636-432
17.	Gary Vaught	Indianapolis	19	635-457
18.	Wendell Simmons	Central Oklahoma	17	592-318
19.	Bob DeFelice	Bentley	40	591-716
20.	Dan McDermott	Regis (Colo.)	17	557-382

## WINNINGEST ALL-TIME DIVISION II HEAD COACHES (BY VICTORIES)

	<b>NAME</b>	<b>SCHOOL</b>	<b>YEARS</b>	<b>W-L</b>
1.	Tommy Thomas	Valdosta State	40	1308-825
2.	<b>Joe Roberts</b>	<i>Armstrong Atlantic State</i>	29	<b>1150-547</b>
3.	Porky Viera	New Haven	44	1127-324
4.	Jack Smitheran	UC Riverside	35	1097-790
5.	Mike Metheny	Southeastern Oklahoma	28	1086-476
6.	Dean Bowyer	Minnesota State Mankato	34	1053-540
7.	Gary Grob	Winona State	35	1020-563
8.	Rudy Abbott	Jacksonville State	32	1003-467
9.	Irish O'Reilly	Lewis	29	982-771
10.	Bo Collins	SIU-Edwardsville	30	944-637
11.	Mike Lane	North Alabama	25	908-398
12.	Phil Swimley	UC Davis	36	902-831
13.	Calvin Bailey	West Virginia State	31	872-399
14.	Dusty Rhodes	North Florida	21	854-390
15.	Warren Turner	Missouri Southern State	31	852-720
16.	Ron Davies	Adelphi	37	845-470
17.	Chuck Anderson	Florida Southern	19	843-251
18.	John Mayotte	Troy State	25	821-476
19.	Jim Stone	UMass - Lowell	37	803-397
	Charlie Migl	St. Mary's (Texas)	22	803-377
	John Schaly	Ashland	21	803-411



## CALVIN CULBERSON ASSISTANT BASEBALL COACH

Calvin Culberson will be in his 14th season as a full-time assistant coach at AASU, after completing an eight-year professional baseball career. Calvin is no stranger to Armstrong Atlantic, having played for the Pirates from 1985-1988, and having assisted coach Roberts in a part-time role during his professional career.

Calvin's coaching role at AASU includes working with the outfielders and pitchers, and assisting with baserunning and hitting instruction. While working with AASU's pitchers, Culberson has instructed several players who have, like him, enjoyed professional success. Righthander Adam Bernero, who Culberson coached during the 1999 season, reached the major leagues in just 15 months, becoming AASU's first major league player. Another Culberson pupil, Doug Sessions, was a AAA All-Star for the New Orleans Zephyrs in 2003 while pitching in the Houston organization.

Culberson finished his pro career in 1995 at Pawtucket, a triple-A affiliate of the Boston Red Sox. He had joined the Red Sox organization as a free agent after having pitched at Double-A Chattanooga and Triple A Indianapolis in the Cincinnati Reds farm chain. Calvin began his pro career in 1989 in the Atlanta Braves farm system, hitting .313 in his first season, then continuing as a pitcher.

During Culberson's AASU career, the Pirates posted an overall 181-66 (.733) record, with Calvin hitting in the leadoff spot his final three years. The Rome, Georgia native holds seven school records with the most notable being his 32-game hitting streak (1988) and his 128 career stolen bases.

Calvin was an all-Big South Conference selection in 1986 and 1987 when AASU was playing NCAA I baseball. In his last season with the Pirates he was an AASU co-captain and was chosen as a member of the all-South Atlantic Region team and an honorable mention DII All-American.

Calvin is married to the former Pamela Johnson of Port Wentworth, an AASU graduate, who works as a System Analyst II for AASU. The couple have a 10-year old son, Matthew, and a six-year old son, Brandon.

### AASU YEAR-BY-YEAR UNDER COACH ROBERTS

YEAR	NCAA I	NCAA II	NCAA III	NAIA	CONF	REGION	PLAYOFF	OVERALL
1980	3-3	7-12	2-2	10-3		8-5		22-20
1981	8-13	3-12	3-2	21-6		11-5		35-33
1982	11-7	9-10	4-1	20-6		14-3	2-2	44-24
1983	13-4	6-2	15-1	20-13		15-9	3-2	54-20
1984	13-4	8-2	13-0	29-11	16-7	26-7	3-2	63-17
1985	19-14	13-2	13-1	10-1	4-2	6-2	1-2	55-18
1986	14-17	13-3	6-0	4-0	7-11	7-11		37-20
1987	29-15	11-0	5-0	2-0	9-3	9-3	2-2	47-15
1988	14-6	23-7	4-0	1-0		9-1	3-3	42-13
1989	6-10	22-7	6-0	9-0		8-3	3-3	43-17
1990	17-5	30-4	0-0	0-0		11-0	2-2	47-9
1991	8-9	24-11	1-0	3-1		15-2	0-2	36-21
1992	6-3	36-10	0-0	3-0	11-1	23-2	3-4	45-13
1993	7-4	38-8	0-1	0-0	14-3	21-4	1-4	45-13
1994	5-1	45-14	0-0	0-0	15-6	30-11	7-6	50-15
1995	2-1	25-22	0-0	0-0	14-10	20-17	0-2	27-23
1996	2-3	27-20	0-0	0-0	13-9	19-16	1-2	31-23
1997	2-0	31-25	0-0	0-0	10-14	17-20	2-3	33-25
1998	2-1	36-20	0-0	0-0	15-14	21-14	3-5	38-21
1999	0-0	42-14	0-0	0-0	19-9	22-10	1-2	42-14
2000	0-0	37-17	0-0	0-0	15-15	17-15		37-17
2001	2-1	34-14	2-0	0-0	18-12	21-12		38-15
2002	2-1	32-20	0-0	0-0	11-18	14-18		34-21
2003	1-1	34-15	0-0	0-0	20-10	23-10	0-2	35-16
2004	0-0	29-27	0-0	0-0	10-20	13-21		29-27
2005	0-0	34-16	0-0	0-0	14-15	16-15		34-16
2006	0-0	40-18	0-0	0-0	14-13	18-13	2-4	40-18
2007	0-0	39-23	0-0	0-0	15-15	21-17	4-3	39-23
2008	0-0	27-23	0-0	0-0	14-13	18-19	0-2	27-23
	<b>185-123</b>	<b>755-378</b>	<b>74-8</b>	<b>132-41</b>	<b>278-220</b>	<b>473-285</b>	<b>43-59</b>	<b>1,150-547</b>
	<b>.601</b>	<b>.667</b>	<b>.902</b>	<b>.763</b>	<b>.558</b>	<b>.624</b>	<b>.422</b>	<b>.678</b>





## TOMMY THOMSON ASSISTANT BASEBALL COACH

Tommy Thomson is entering his 29th season as a volunteer assistant baseball coach at Armstrong Atlantic State.

Serving the Pirates whenever his local business interests allow, Thomson's primary area of instruction with AASU has been as a hitting instructor.

In his 28 seasons, the Pirates have posted an overall record of 1,120-527 (.680). The personable assistant has certainly been a key factor in the Pirates offensive showing during his tenure.

The Savannah native coached baseball for many years in the local youth leagues. After serving two years as an assistant with a local American Legion

team, Thomson took over the head coaching duties and guided his teams to state championships all three years that he served in that capacity.

A premier bowler, Thomson graduated from Savannah High School in 1954. He is married to the former Carolyn Ihly of Savannah. The couple has two children, Lisa, 50, and Curtis, 45, and they have a pair of grandchildren by each child.



## JOEY DAVIS STUDENT ASSISTANT COACH

Former four-year first baseman Joey Davis joins the coaching staff in 2009 as a student assistant for the Pirates.

Davis will assist head coach Joe Roberts in strength and conditioning for the Pirates this season.

The Acworth, Ga., native enjoyed a career season in 2008, hitting a team-high 13 home runs and 55 RBI while hitting .332, all career highs. He finished his AASU career with a .274 average, 18 home runs and 91 RBI.

Davis will graduate this May with a bachelor's degree in physical education from AASU.



## CHRIS SMITH STUDENT ASSISTANT COACH

Former catcher Chris Smith will join the coaching staff in 2009 as a student assistant for the Pirates.

Smith will assist head coach Joe Roberts in strength and conditioning for the Pirates this season.

A native of McDonough, Ga., Smith earned NCBWA All-Region honors as a designated hitter in 2008, hitting .365 with two home runs and 24 RBI, the second-best batting average on the squad. He joined the Pirates in 2007 after transferring from South Georgia College and hit .328 in his two seasons at AASU with three home runs and 42 RBI.

Smith graduated in December with a bachelor's degree in criminal justice from AASU and he is currently enrolled in post-graduate classes at AASU.



## NUMERICAL ROSTER

<b>NO.</b>	<b>NAME</b>	<b>POS</b>	<b>YR</b>	<b>HT</b>	<b>WT</b>	<b>B/T</b>	<b>HOMETOWN</b>
1	Michael Price	OF	SO	5-9	175	R/R	Orlando, Fla.
2	Cody Walden	LHP	SR	5-10	180	L/L	Tucson, Ariz.
3	Alex Wyche	OF	JR	5-10	185	R/R	Macon, Ga.
4	Carlos Cardoza-Oquendo	INF	JR	5-9	170	R/R	San Juan, P.R.
5	Josh Wilson	OF/IF	JR	5-11	190	R/R	Springfield, Ga.
6	Auston Thomas	IF/OF	FR	6-0	190	L/R	Rome, Ga.
7	Kenny Cail	INF	SR	5-9	165	R/R	Savannah, Ga.
8	Juan Dorado	INF	SR	5-9	170	R/R	San Pedro, Calif.
9	Bryan Roby	INF/P	JR	6-0	185	R/R	Wilsonville, Ore.
12	Josh Heath	OF	SO	6-1	180	R/R	Locust Grove, Ga.
14	Brandon McCreery	RHP	JR	6-0	220	R/R	Rincon, Ga.
15	Blake Sills	RHP/UT	SO	6-0	200	R/R	Columbus, Ga.
17	Ryan Smith	LHP	JR	5-9	185	L/L	Salem, Ore.
18	Cory Thacker	OF	FR	6-0	175	R/R	Rome, Ga.
19	Jesse Osborne	RHP	FR	6-2	165	R/R	Rincon, Ga.
20	Thomas Gray	RHP	JR	5-9	220	R/R	Ringgold, Ga.
21	Ben Jackson	RHP	FR	6-2	200	R/R	Rome, Ga.
23	Jeff Chase	RHP	SR	6-6	235	R/R	Albuquerque, N.M.
24	John Roberts	C	FR	6-0	215	R/R	Guyton, Ga.
30	Blake Culberson	RHP	SO	6-4	205	R/R	Calhoun, Ga.
31	Drew Walker	INF	FR	5-10	200	L/R	Ringgold, Ga.
32	Drew Carnes	C/INF	SO	6-0	210	R/R	Cartersville, Ga.
34	Chris Base	RHP	FR	6-2	190	R/R	Acworth, Ga.
38	Justin Harris	C/RHP	FR	6-1	220	R/R	Ringgold, Ga.
42	Sam Dotson	RHP/C	SO	6-3	185	R/R	Guyton, Ga.

**HEAD COACH:** 10-Joe Roberts

**ASSISTANT COACHES:** 11-Calvain Culberson, Tommy Thomson, Chris Smith, Joey Davis

## ALPHABETICAL ROSTER

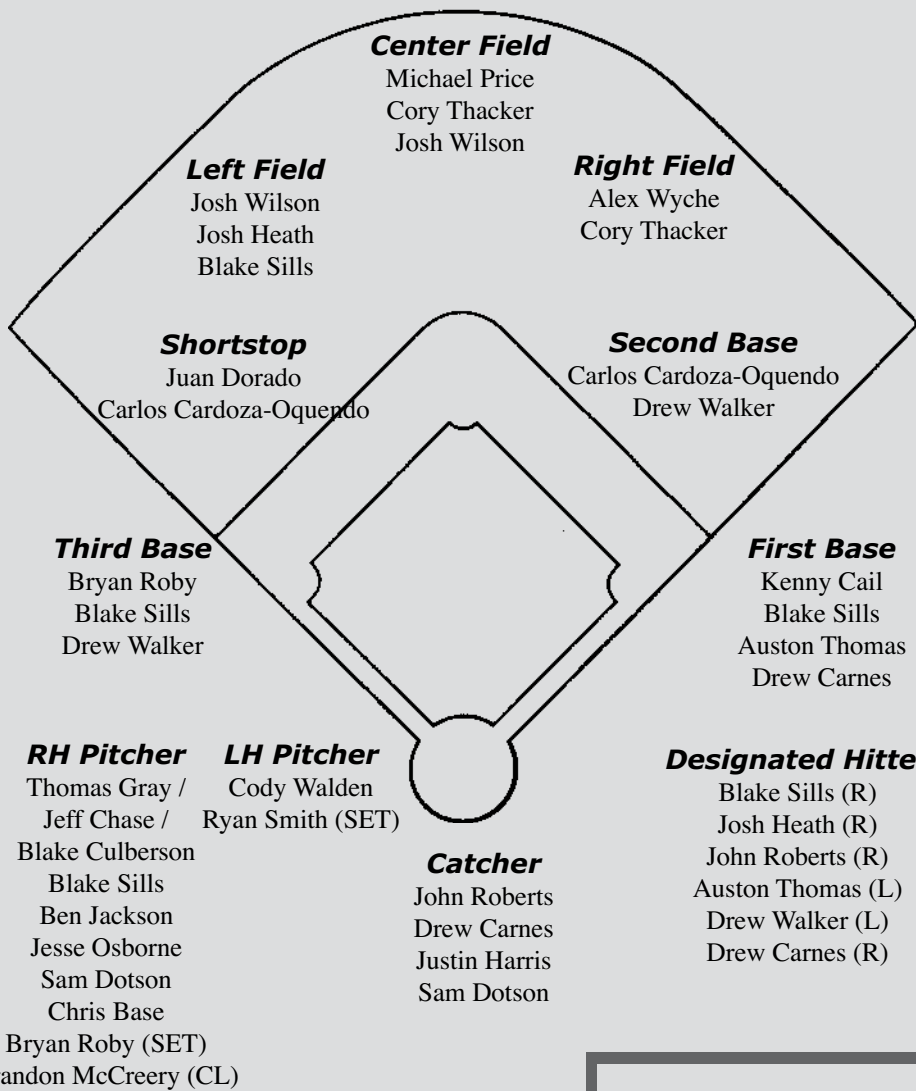
34 - Chris Base	12 - Josh Heath	6 - Auston Thomas
7 - Kenny Cail	21 - Ben Jackson	2 - Cody Walden
4 - Cardoza-Oquendo	14 - Brandon McCreery	31 - Drew Walker
32 - Drew Carnes	19 - Jesse Osborne	1 - Josh Wilson
23 - Jeff Chase	1 - Michael Price	3 - Alex Wyche
30 - Blake Culberson	24 - John Roberts	
8 - Juan Dorado	9 - Bryan Roby	
42 - Sam Dotson	15 - Blake Sills	
20 - Thomas Gray	17 - Ryan Smith	
38 - Justin Harris	18 - Cory Thacker	

## PRONUNCIATIONS

3 - Alex WHYSH

4 - Carlos  
carr-DOH-zuh  
oh-KENN-doh

30 - Blake  
CULL-buhr-sun



## Coaches

Joe Roberts, Head Coach  
Calvain Culberson, Assistant Coach  
Tommy Thomson, Assistant Coach  
Chris Smith, Student Assistant Coach  
Joey Davis, Student Assistant Coach

## Pirate Field

Capacity: 750  
Location: AASU Campus

### Dimensions

Left: 340  
Left Center: 380  
Center: 390  
Right Center: 380  
Right: 340



The Armstrong Atlantic State baseball squad notched a 29th straight winning season by going 27-23 overall, while going 14-13 in the Peach Belt and advancing to the PBC Tournament. The Pirates have been a part of the league's six-team field each year since the league brought back the tournament in 2006.

Playing one of the toughest schedules in the nation, the Pirates started off the season by hosting weekend series against three consecutive opponents ranked in the top 10 in the nation. AASU began by sweeping No. 3-ranked Florida Southern in three games, including a thrilling 7-6 win in 11 innings on Feb. 2. The Pirates then took three from



No. 6 Southern Indiana, and won two of three from No. 8 GCSU. Along the way, AASU would also defeat ranked squads Francis Marion, California (Pa.), Erskine and USC Aiken. In all, 29 of the Pirates' 50 games played in 2008 were against teams ranked in the Collegiate Baseball Top 30 poll at the time the games were played. After the Pirates' impressive start, AASU peaked in the national poll at No. 8.

Sophomore Josh Wilson improved on his stellar debut season by earning NCBWA and ABCA All-South Atlantic Region honors and honorable mention NCBWA All-American honors, hitting .408 with seven home runs and 32 RBI. Wilson's .408 average is the seventh highest in a single season in AASU baseball history.

Senior catcher Chris Smith earned All-South Atlantic Region honors as a designated hitter, hitting .365 with two home runs and 24 RBI. Senior Derrek Miller was named the PBC's Player of the Week on February 12, while senior **Joey Davis** was named the league's Player of the Week on May 5. Junior lefthander Cody Walden earned PBC Pitcher of the Week honors on May 5.

Davis turned in an outstanding senior season, hitting .332 with team-high 13 home runs and 55 RBI, while also setting a PBC record by blasting three grand slams in one year - including two in consecutive at-bats in the Pirates' series against North Georgia.

Senior **Ross Partee** led the starting staff with a 7-4 record and a 4.06 ERA, while senior Nate Herder went 1-1 with a save in his final year as a Pirate. Sophomore Brandon McCreery stabilized the Pirates' bullpen in his first year with AASU, going 3-2 with seven saves and a 1.45 ERA.

Junior shortstop Juan Dorado led NCAA Division II in sacrifice hits at .40 per game, AASU's first individual statistical champion since 1994. As a team, the Pirates also led the Peach Belt in sacrifice hits with 51.







## CHRIS BASE

6-2 • 190 • FRESHMAN • RHP • B:B T:R  
ACWORTH, GA. • KELL HS

# 34

Freshman reliever who will be an important part of the bullpen for the Pirates in 2009.

**HIGH SCHOOL:** Played for two years at Kell HS in Marietta, Ga. ... Earned the Coaches' Award as a junior and senior in both football and baseball for the Longhorns.

**PERSONAL:** Born Christopher Powell Base on November 29, 1989, in Tulsa, Oklahoma ... Hometown is Acworth, Ga. ... Son of Thomas and Cheryl Base ... Majoring in education ... Enjoys fishing, watching movies, working out and playing video games ... Lists Derek Jeter as a favorite sports personality.



## KENNY CAIL

5-9 • 165 • SENIOR • INF • B:R T:R  
SAVANNAH, GA. • MIDDLE GEORGIA JC

# 7

Senior third baseman who makes the move across the infield to first base in 2009. **2008:** Started all 50 games for the Pirates as a junior ... Hit .333 with 15 doubles, two home runs and 19 RBI ... Had a 12-game hitting streak between March 5 and 22 ... Went 3-for-4 with a pair of RBI in AASU's 11-8 win over No. 15 Erskine on April 29. **2007:** Played in 62 games, starting 61, as a sophomore for the Pirates ... Hit .325 with two home runs and 54 RBI ... Collected 21 RBI in a nine-game span from March 16-25 ... Went 3-for-5 with a home run and six RBI in AASU's win over Lander on March 24 ... Also drove in six runs with a grand slam in AASU's record-setting 27-6 win over Augusta State on April 15. **JUNIOR COLLEGE:** Played one season for Middle Georgia College in Cochran, Ga. ... Middle Georgia captured the Region 17 Tournament in 2006 ... Hit .297 in 31 games for the Warriors. **HIGH SCHOOL:** Played for two years at Benedictine Military Academy in Savannah ... Wendy's High School Heisman honoree. **PERSONAL:** Born Kenneth Hillman Cail II on May 8, 1987, in Savannah, Ga., his hometown ... Son of Chip and Angie Cail ... Majoring in biology ... Would like to attend medical school ... Enjoys watching and playing all sports ... Mickey Mantle is a favorite sports personality.

### KENNY CAIL'S CAREER STATISTICS

Year	GP-GS	AB	R	H	2B	3B	HR	RBI	BB	K	SB-SBA	Avg.
2007	62-61	231	40	75	15	3	2	54	28	31	5-8	.325
2008	50-50	186	32	62	15	2	2	19	24	29	5-8	.333
2 Years	112-111	417	72	137	30	5	4	73	52	60	10-16	.329



## CARLOS CARDOZA-OQUENDO

5-9 • 170 • JUNIOR • INF • B:B T:R  
SAN JUAN, PUERTO RICO • GEORGIA STATE

# 4

Junior second baseman who had his sophomore season cut short by injury. **2008:** Played in 15 games, starting 14, for the Pirates before suffering a season-ending injury ... Hit .306 with 15 hits in 49 at-bats, scoring 10 runs ... Reached base all six times to the plate in AASU's 20-2 win over California (Pa.) on March 10, drawing three walks and collecting three hits, including a double. **GEORGIA STATE:** Played one season for Georgia State University in Atlanta ... Hit .333 in 17 games of action, going 4-for-12 with two runs scored and three RBI. **HIGH SCHOOL:** Played for four years at Decatur HS in Decatur, Ga. ... Earned *Atlanta Journal Constitution* All-Area honors and first-team All-Region honors as a senior. **PERSONAL:** Born Carlos Cardoza-Oquendo on January 19, 1987, in San Juan, Puerto Rico, his hometown ... Son of Carlos F. Cardoza and Aida L. Oquendo ... Majoring in physical education ... Enjoys spending time with friends and family ... Lists Roberto Alomar's and Miguel Tejada as favorite sports personalities.

### CARLOS CARDOZA-OQUENDO'S CAREER STATISTICS

Year	GP-GS	AB	R	H	2B	3B	HR	RBI	BB	K	SB-SBA	Avg.
2008	15-14	49	10	15	2	0	0	4	4	11	0-0	.306
1 Year	15-14	49	10	15	2	0	0	4	4	11	0-0	.306

CAIL ENDED THE SEASON HITTING .500 WITH A SEVEN-GAME HITTING STREAK FROM APRIL 27-MAY 5





## DREW CARNES

6-0 • 210 • SOPHOMORE • C/INF • B:R T:R  
CARTERSVILLE, GA. • CHATTANOOGA STATE CC

# 32

Sophomore catcher/infielder who will also see time at first and DH. **JUNIOR COLLEGE:** Played for one season at Chattanooga State CC ... Hit .300 as a freshman in 2007 ... Redshirted 2008 season. **HIGH SCHOOL:** Played for three years at Cartersville HS ... Hit .409 as a senior, slugging .612, for the Hurricanes ... Named team MVP as a junior, hitting .417. **PERSONAL:** Born Andrew G. Carnes on April 1, 1987, in Atlanta, Ga. ... Hometown is Cartersville, Ga. ... Son of Tommy and Landis Carnes ... Majoring in economics ... Brother, Trey, pitched for Shorter ... Enjoys playing all sports ... Lists Ivan "Pudge" Rodriguez as a favorite sports personality.



## JEFF CHASE

6-6 • 235 • JUNIOR • RHP • B:R T:R  
ALBUQUERQUE, N.M. • YAVAPAI JC (ARIZ.)

# 23

Senior righthander who will again be a part of the Pirates' starting rotation in 2009. **2008:** Pitched in 14 games, making 13 starts, for the Pirates as a junior ... Went 4-5 with a 4.33 ERA in 79 innings pitched ... Gave up 89 hits and 32 walks while striking out a team-high 68 strikeouts ... Ranked 10th in the PBC in strikeouts ... Hurlled six innings of a one-hit ball, striking out seven in a 13-2 win over No. 6 So. Indiana on Feb. 10. **2007:** Pitched in 20 games, starting 11, as a sophomore for the Pirates ... Went 4-3 with a 4.84 ERA and two saves .. Ranked among the league's leaders in strikeouts with 68 K's in 70.2 innings pitched. **JUNIOR COLLEGE:** Played one season for Yavapai JC, the NJ-CAA runners-up in 2007 ... Went 1-1 with a 5.50 ERA in seven games of action for the Roughriders. **HIGH SCHOOL:** Played four seasons for Cibola HS in Albuquerque ... Team captain and named team's best pitcher. **PERSONAL:** Born Jeffrey Michael Chase on October 15, 1985 in Albuquerque, New Mexico, his hometown ... Son of Michael and Janice Chase ... His father played collegiate basketball at the University of Idaho ... Majoring in chemistry ... Enjoys white water rafting, skeet shooting, fishing and hunting ... Lists Nolan Ryan as a favorite sports personality.

### JEFF CHASE'S CAREER STATISTICS

Year	GP-GS	W-L	Svs	CG	IP	H	R	ER	BB	SO	ERA
2007	20-11	4-3	2	0	70.2	77	48	38	31	68	4.84
2008	14-13	4-5	0	1	79.0	89	45	38	32	68	4.33
<b>2 Year</b>	<b>34-24</b>	<b>8-8</b>	<b>2</b>	<b>1</b>	<b>149.2</b>	<b>166</b>	<b>93</b>	<b>76</b>	<b>63</b>	<b>136</b>	<b>4.57</b>



## BLAKE CULBERSON

6-4 • 205 • SOPHOMORE • RHP • B:R T:R  
CALHOUN, GA. • GORDON CENTRAL HS

# 30

Sophomore righthander who is on track to enter the starting rotation after missing all of 2008. **2008:** Redshirted the 2008 season. **2007:** Pitched in 14 games, starting seven, as a freshman ... Went 4-2 with a 6.07 ERA ... Pitched a complete-game 5-2 win over USC Aiken in the Peach Belt Conference Championship game, giving the Pirates their first-ever PBC tournament title ... Named to the All-Tournament Team for his performance. **HIGH SCHOOL:** Played four seasons for Gordon Central HS in Calhoun, Ga. ... Three-time Pitcher of the Year for the Warriors ... Went 6-2 as a senior and was invited to participate in the Hardee's Tennessee-Georgia All-Star Classic ... Played for three youth National Championship teams in 2003-2005. **PERSONAL:** Born Blake Culberson on October 28, 1987 in Calhoun, Ga., his hometown ... Son of Larry and Derrall Culberson ... Brother, Larry, played baseball at Shorter College ... Cousin of AASU assistant coach and former Pirate player Calvin Culberson ... Majoring in economics ... Enjoys playing golf ... Lists John Smoltz as a favorite sports personality.

### BLAKE CULBERSON'S CAREER STATISTICS

Year	GP-GS	W-L	Svs	CG	IP	H	R	ER	BB	SO	ERA
2007	14-7	4-2	0	1	47.2	58	40	32	25	28	6.04
<b>1 Year</b>	<b>14-7</b>	<b>4-2</b>	<b>0</b>	<b>1</b>	<b>47.2</b>	<b>58</b>	<b>40</b>	<b>32</b>	<b>25</b>	<b>28</b>	<b>6.04</b>



## JUAN DORADO

5-9 • 170 • SENIOR • INFIELD • B:R T:R  
SAN PEDRO, CALIF. • L.A. HARBOR (CALIF.) JC

# 8

Senior infielder who returns as the Pirates' starting shortstop in 2009. **2008:** Started all 50 games for the Pirates as a junior ... Hit .301 with 21 RBI ... Led the team, the Peach Belt Conference and ranked No. 1 in NCAA Division II in sacrifice hits with 20 (0.40 per game) ... Also led the team with 13 times hit by pitch ... Collected 21 multi-hit games, second-best on the squad ... Went 3-for-3 with four runs scored and two stolen bases in AASU's 8-2 win over No. 8 GCSU on Feb. 25. **JUNIOR COLLEGE:** Played in 42 games for L.A. Harbor College as a sophomore ... Hit .308 with 14 RBI. **HIGH SCHOOL:** Played for four years at San Pedro HS ... Earned first-team All-Marine League honors for three seasons ... Earned second-team All-Area honors as a senior for the Pirates. **PERSONAL:** Born Juan Dorado on September 20, 1976, in San Pedro, Calif., his hometown ... Son of Juan A. and Maria Dorado ... Majoring in English communications ... Enjoys camping, traveling and listening to music ... Lists Evan Longoria and Troy Tulowitzki as his favorite sports personalities.

### JUAN DORADO'S CAREER STATISTICS

Year	GP-GS	AB	R	H	2B	3B	HR	RBI	BB	K	SB-SBA	Avg.
2008	50-50	186	40	56	6	0	0	21	17	24	5-6	.301
<b>1 Year</b>	<b>50-50</b>	<b>186</b>	<b>40</b>	<b>56</b>	<b>6</b>	<b>0</b>	<b>0</b>	<b>21</b>	<b>17</b>	<b>24</b>	<b>5-6</b>	<b>.301</b>



## SAM DOTSON

6-3 • 185 • SOPHOMORE • RHP/C • B:R T:R  
GUYTON, GA. • EFFINGHAM COUNTY HS

# 42

Redshirt sophomore who has a chance to contribute both behind the plate and on the mound in 2009. **2008:** Pitched in nine games for the Pirates as a freshman ... Went 0-0 with an 8.71 ERA in 10.1 innings pitched ... Also doubled in his only at-bat of the season, driving in a run ... Pitched two scoreless innings vs. California (Pa.) on March 10. **2007:** Redshirted the 2007 season for the Pirates. **HIGH SCHOOL:** Played three seasons at Effingham County HS in Springfield, Ga. **PERSONAL:** Born Samuel Dotson on March 14, 1988 in Savannah, Ga. ... Hometown is Guyton, Ga. ... Son of Eddie Dotson ... Uncle, Andy Dotson, played football at the University of Georgia ... Majoring in physical education ... Enjoys playing all sports ... Lists Jarrod Saltamachia as a favorite sports personality.

### SAM DOTSON'S CAREER PITCHING STATISTICS

Year	GP-GS	W-L	Svs	CG	IP	H	R	ER	BB	SO	ERA
2008	9-0	0-0	0	0	10.1	11	11	10	9	8	8.71
<b>1 Year</b>	<b>9-0</b>	<b>0-0</b>	<b>0</b>	<b>0</b>	<b>10.1</b>	<b>11</b>	<b>11</b>	<b>10</b>	<b>9</b>	<b>8</b>	<b>8.71</b>



## THOMAS GRAY

5-9 • 220 • JUNIOR • RHP • B:R T:R  
RINGGOLD, GA. • TENNESSEE TECH

# 20

Junior transfer who will begin the season in the Pirates' starting rotation. **PREVIOUS SCHOOL:** Made 19 appearances and nine starts for Tennessee Tech, going 5-4 with a 5.37 ERA ... Pitched 63.2 innings, giving up 83 hits and 22 walks while striking out 50 batters ... Hurdled 5 1/3 innings, giving up two unearned runs while striking out seven in a 9-7 win over Tennessee on April 1. **JUNIOR COLLEGE:** Pitched for one season at Chattanooga State CC ... Named Conference Freshman of the Year and Pitcher of the Year, as well as earning first-team NJCAA All-America honors ... Went 14-2 with a 2.80 ERA in 122 innings. **HIGH SCHOOL:** Played for four years at Ringgold HS ... Went 25-12 in his career on the mound ... Named to 2005 Junior Team Georgia and the 2006 Best of Preps Player of the Year. **PERSONAL:** Born Thomas Clifford Gray on June 20, 1988, in Atlanta, Ga. ... Hometown is Ringgold, Ga. ... Son of Jerrell and Lisa Gray ... Majoring in middle grades education ... Enjoys playing all sports ... Lists Josh Beckett as a favorite sports personality.





## JUSTIN HARRIS

6-1 • 220 • FRESHMAN • C/RHP • B:R T:R  
RINGGOLD, GA. • RINGGOLD HS

# 38

Freshman backstop who will have a chance to contribute behind the plate or as DH. **HIGH SCHOOL:** Played for four years at Ringgold HS ... 2008 Region 7-AAAA Offensive Player of the Year ... Two-time All-North Georgia team selection ... 2008 Best of Preps honoree by the Chattanooga Times ... Hit .465 with 11 home runs and 38 RBI for the Tigers as a senior ... High school teammate of fellow Pirate freshman Drew Walker **PERSONAL:** Born Justin Drew Harris on September 16, 1989, in Ringgold, Ga., his hometown ... Son of Shane and Michelle Harris ... Majoring in criminal justice ... Enjoys hunting and fishing ... Lists Tiger Woods and Deion Sanders as favorite sports personalities.



## JOSH HEATH

6-1 • 180 • SOPHOMORE • OUTFIELD • B:R T:R  
LOCUST GROVE, GA. • LUELLA HS

# 12

Sophomore outfielder who made a solid debut as a freshman. **2008:** Played in 20 games, starting 13, as a freshman for the Pirates ... Hit .275 with one home run and six RBI ... Went 3-for-6 with two RBI in his first collegiate start, a 15-2 win over No. 7 Francis Marion on March 1 ... Went 2-for-2 with his first collegiate home run vs. Columbus State in the PBC Tournament on May 8. **HIGH SCHOOL:** Played for four years at Luella HS in Locust Grove ... Named team's MVP and best offensive player in 2007 ... First-team All-Southern Crescent honors as a senior ... Named the Academic Athlete of the Year for Henry County ... Also a standout basketball player for the Lions. **PERSONAL:** Born Josh Heath on February 2, 1989, in Nashville, Tenn. ... Hometown is Locust Grove, Ga. ... Son of Kenny and Andra Heath ... Majoring in biology ... Enjoys going to church, playing video games and watching sports ... Lists Chipper Jones and Brian McCann as his favorite sports personalities.

### JOSH HEATH'S CAREER STATISTICS

Year	GP-GS	AB	R	H	2B	3B	HR	RBI	BB	K	SB-SBA	Avg.
2008	20-13	51	6	14	1	0	1	6	4	10	1-1	.275
1 Year	20-13	51	6	14	1	0	1	6	4	10	1-1	.275



## BEN JACKSON

6-2 • 200 • FRESHMAN • RHP • B:R T:R  
ROME, GA. • DARLINGTON HS

# 21

Freshman righthander who could see time right away in the bullpen for the Pirates. **HIGH SCHOOL:** Pitched for four years at the Darlington School in Rome, Ga. ... Two-time Golden Spike award winner as a junior and senior ... Also earned All-Area honors in football for the Tigers. **PERSONAL:** Born Benjamin Caleb Jackson on September 18, 1989, in Denver, Colo. ... Hometown is Rome, Ga. ... Son of Scott and Kim Jackson ... Undecided in major ... Enjoys fishing, hanging out with friends and playing Nintendo Wii ... Ozzie Smith and John Elway are favorite sports personalities.





## BRANDON MCCREERY

6-0 • 210 • SOPHOMORE • RHP • B:R T:R  
RINCON, GA. • GEORGIA STATE

# 14

Junior closer who ranked 28th nationally in saves in 2008. **2008:** Pitched in 22 games for the Pirates as a sophomore ... Went 3-2 with a 1.45 ERA and a team-leading seven saves ... Gave up just 30 hits in 43.1 innings pitched, while striking out 43 batters ... Ranked fourth in the PBC in saves ... Pitched four innings of two-hit, one-run ball, striking out six to pick up the win vs. No. 6 Southern Indiana on Feb. 9 ... Saved both ends of AASU's doubleheader sweep of UNC Pembroke on March 29. **AT GEORGIA STATE:** Pitched in 11 games, starting two, for the Panthers as a freshman ... Went 0-0 with a 9.88 ERA in 13.2 innings pitched. **HIGH SCHOOL:** Played for four years at South Effingham HS ... Named to the *Savannah Morning News* All-Coastal Empire team as a senior ... Went 34-6 in his career as a pitcher ... Also played four years of football for the Mustangs. **PERSONAL:** Born Troy Brandon McCreery on December 10, 1987, in Savannah, Ga. ... Hometown is Rincon, Ga. ... Son of Troy and Donna McCreery ... Brother, Chris, pitched for Tennessee Wesleyan ... Undecided in major ... Enjoys camping and playing baseball ... Lists Greg Maddux as a favorite sports personality.

### BRANDON MCCREERY'S CAREER AASU STATISTICS

Year	GP-GS	W-L	Svs	CG	IP	H	R	ER	BB	SO	ERA
2008	22-0	3-2	7	0	43.1	30	15	7	13	43	1.45
1 Year	22-0	3-2	7	0	43.1	30	15	7	13	43	1.45



## JESSE OSBORNE

6-2 • 165 • FRESHMAN • RHP • B:R T:R  
RINCON, GA. • SOUTH EFFINGHAM HS

# 19

Freshman righthander who continues a trend of successful South Effingham HS products to play for the Pirates. **HIGH SCHOOL:** Played for three years at South Effingham HS ... Earned All-State and All-Region honors as a senior for the Mustangs ... Went 8-4 with a 2.59 ERA and 54 strikeouts as a senior ... High school teammate of fellow Pirate freshman John Roberts. **PERSONAL:** Born Jesse Bowen Osborne on April 26, 1990, in LaGrange, Ga. ... Hometown is Rincon, Ga. ... Son of Todd and Angie Osborne ... Majoring in physical therapy ... Enjoys riding four wheelers and fishing ... Lists Nolan Ryan as a favorite sports personality.



## MICHAEL PRICE

5-9 • 175 • SOPHOMORE • OUTFIELD • B:R T:R  
ORLANDO, FLA. • TIMBER CREEK HS

# 1

Sophomore starting center fielder who excelled as a freshman in his first season as a Pirate. **2008:** Started 48 games for the Pirates as a freshman ... Hit .306 and led the team with three triples and 11 stolen bases ... Collected 19 multi-hit games ... Went 7-for-12 with a pair of doubles in the three-game series against North Georgia on April 12-13 ... Collected two triples and scored twice against Findlay on March 6 ... Went 6-for-12 with three stolen bases in the three-game PBC series against Lander on May 2-3. **HIGH SCHOOL:** Played for four years at Timber Creek HS in Orlando ... Hit .494 as a junior with 21 stolen bases ... Hit .359 as a senior with 22 steals ... Earned first-team All-Metro Orlando honors and second-team All-State honors as a junior. **PERSONAL:** Born Michael Nathaniel Price on January 29, 1989, in Albuquerque, N.M. ... Hometown is Orlando, Fla. ... Son of Reggie and Aneda Price ... Undecided in major ... Enjoys working out, playing guitar and basketball ... Lists Jackie Robinson and Jesse Owens as favorite sports personalities.

### MICHAEL PRICE'S CAREER STATISTICS

Year	GP-GS	AB	R	H	2B	3B	HR	RBI	BB	K	SB-SBA	Avg.
2008	48-48	19	39	60	8	3	0	17	17	16	11-14	.306
1 Year	48-48	19	39	60	8	3	0	17	17	16	11-14	.306







## JOHN ROBERTS

6-0 • 215 • FRESHMAN • CATCHER • B:R T:R  
GUYTON, GA. • SOUTH EFFINGHAM HS

# 24

Highly-touted freshman who will have the first opportunity to start behind the plate for the Pirates in 2009. **HIGH SCHOOL:** Played for South Effingham HS ... Named Savannah Morning News Greater Savannah Baseball Player of the Year as a senior in 2008 for the Mustangs ... Hit .460 with 16 home runs and 66 RBI ... The RBI total is the third-highest single-season total in GHSAA history ... HS teammate of fellow Pirate freshman Jesse Osborne. **PERSONAL:** Born John Timothy Roberts, Jr., on January 31, 1990, in Savannah, Ga. ... Hometown is Rincon, Ga. ... Son of John and Sheila Roberts ... Undecided in major ... Enjoys fishing, hunting and riding dirt bikes ... Ivan "Pudge" Rodriguez is a favorite sports personality.




## BRYAN ROBY

6-0 • 185 • JUNIOR • INF/P • B:R T:R  
WILSONVILLE, ORE. • CLACKAMAS CC

# 9

Junior transfer who will see time at third base and as a set-up man in the bullpen. **JUNIOR COLLEGE:** Played for two seasons for Clackamas CC in Oregon ... All-NWAACC Southern All-Star First Team honoree as a sophomore ... Team captain as a sophomore. **HIGH SCHOOL:** Played for four years for Wilsonville HS in Wilsonville, Ore. ... Named first-team All-State and three-time All-Area as a pitcher and infielder for the Wildcats. **PERSONAL:** Born Bryan Roby on December 31, 1987, in Bellevue, Wash. ... Hometown is Wilsonville, Ore. ... Son of Doug and Candy Roby ... Majoring in economics ... Enjoys playing video games ... Lists Derek Jeter and Roy Halladay among his favorite sports personalities. .



## BLAKE SILLS

6-0 • 200 • SOPHOMORE • RHP/UTIL • B:R T:R  
COLUMBUS, GA. • NORTHSIDE HS

# 15

Sophomore righthander who contributed significantly with his bat and on the mound as a freshman in 2008. **2008:** Pitched in 17 games, making one start, for the Pirates as a freshman ... Also appeared in four games at third base, making three starts ... Went 1-1 with a 6.94 ERA in 23.1 innings pitched ... Hit .286 with a home run and four RBI in 14 at-bats ... Started both games in the PBC Tournament and went 4-for-9 with a double and a home run ... Picked up his first collegiate victory with a shutout inning of work in AASU's 7-6 win over No. 3 Florida Southern on Feb. 2. **HIGH SCHOOL:** Played for four years at Northside HS in Columbus ... Hit .300 or better all four years for the Patriots ... Earned All-State honors as a senior. **PERSONAL:** Born Robert Blake Sills on September 13, 1988, in Portal, Ga. ... Hometown is Columbus, Ga. ... Son of Lee and Melainie Hutchins ... Majoring in economics ... Enjoys playing basketball, golf and the outdoors ... Lists Alex Rodriguez and LeBron James as favorite sports personalities.

### BLAKE SILLS' CAREER STATISTICS

Year	GP-GS	W-L	Svs	CG	IP	Pitching			ER	BB	SO	ERA
						H	R	HR				
2008	17-1	1-1	1	0	23.1	21	24	18	19	17	6.94	
<b>1 Year</b>	<b>17-1</b>	<b>1-1</b>	<b>1</b>	<b>0</b>	<b>23.1</b>	<b>21</b>	<b>24</b>	<b>18</b>	<b>19</b>	<b>17</b>	<b>6.94</b>	

Year	GP-GS	AB	R	H	2B	3B	Hitting		BB	K	SB-SBA	Avg.
							HR	RBI				
2008	4-3	14	1	4	1	0	1	4	0	6	0-0	.286
<b>1 Year</b>	<b>4-3</b>	<b>14</b>	<b>1</b>	<b>4</b>	<b>1</b>	<b>0</b>	<b>1</b>	<b>4</b>	<b>0</b>	<b>6</b>	<b>0-0</b>	<b>.286</b>







## RYAN SMITH

5-9 • 185 • JUNIOR • LHP • B:L T:L  
SALEM, ORE. • CHEMEKETA CC

# 17

Junior college transfer who will be the Pirates' main lefthander out of the pen in 2009. **JUNIOR COLLEGE:** Two-time All-Southern Division honoree for Chemeketa CC in Oregon. **HIGH SCHOOL:** Played for two seasons at West Salem HS in Salem, Ore. ... Honorable mention All-Valley League honoree as a senior. **PERSONAL:** Born Ryan Tyler Smith on February 18, 1988, in Salem, Ore., his hometown ... Son of Hugh and Mary Jane Smith ... Majoring in economics ... Enjoys playing golf, bass fishing and playing video games ... Lists Ken Griffey, Jr., and Jamie Moyer among his favorite sports personalities.



## CORY THACKER

6-0 • 175 • FRESHMAN • OUTFIELD • B:R T:R  
ROME, GA. • ROME HS

# 18

Freshman outfielder who could see time at all three spots in 2009. **HIGH SCHOOL:** Played for four years at Rome HS in Rome, Ga. ... Four-year All-Area selection ... Two-time All-Region honoree in baseball and two-year All-Region and All-Area selection in football for the Wolves ... Hit .364 with three home runs and 24 RBI as a senior ... High school teammate of fellow Pirate freshman Auston Thomas. **PERSONAL:** Born Cory Jacob Thacker on October 19, 1989, in Rome, Ga., his hometown ... Son of Scott Schubert ... Majoring in criminal justice ... Enjoys playing all sports ... Lists Brett Favre as a favorite sports personality.



## AUSTON THOMAS

6-0 • 190 • FRESHMAN • INF/OF • B:L T:R  
ROME, GA. • ROME HS

# 6

Freshman lefty who will see time at first base and DH in 2009. **HIGH SCHOOL:** Played for four years at Rome HS in Rome, Ga. ... Three-time All-Area selection ... Two-time All-Region selection ... Named 2008 All-Area Player of the Year and Rome News-Tribune Co-Player of the Year ... Hit .487 with 33 RBI as a senior ... Competed in the Georgia/Tennessee All-Star Game ... High school teammate of fellow Pirate freshman Cory Thacker. **PERSONAL:** Born Auston Thomas on August 22, 1989, in Rome, Ga., his hometown ... Son of Al and Elizabeth Thomas ... Undecided in major ... Father, Al, played minor league baseball in the Pittsburgh Pirates organization ... Enjoys hunting, fishing and playing Nintendo Wii ... Lists J.D. Drew as a favorite sports personality.





## CODY WALDEN

5-9 • 180 • JUNIOR • LHP • B:L T:L  
TUCSON, ARIZ. • COCHISE (ARIZ.) CC

# 2

Lefthander who will again be in the Pirates' rotation for 2009. **2008:** Pitched in 17 games, starting 15, for the Pirates as a junior ... Went 7-6 with a 4.95 ERA in a team-high 96.1 innings pitched ... Gave up 117 hits, walked 27 and struck out 67 ... Led the team and the Peach Belt Conference with 14 pickoffs ... Ranked seventh in the league in innings pitched and victories ... Named the PBC Pitcher of the Week on May 5 for his complete-game 2-1 win over Lander, striking out nine. **JUNIOR COLLEGE:** Helped Cochise to a 40-15 record and a No. 2 ranking in the NJCAA Rankings ... Earned Second-Team All-ACCAC and All-Region I honors as a sophomore ... Went 8-5 with a school-record 2.01 ERA ... Struck out 74 batters and gave up just 81 hits in 94 innings pitched. **HIGH SCHOOL:** Played at Santa Rita HS in Tucson. **PERSONAL:** Born Cody Walden on April 25, 1986, in Tucson, Ariz., his hometown ... Son of William and Jodi Walden ... Majoring in economics ... Enjoys playing table tennis, poker and Guitar Hero ... Lists Tom Glavine as a favorite sports personality.

### CODY WALDEN'S CAREER AASU STATISTICS

Year	GP-GS	W-L	Svs	CG	IP	H	R	ER	BB	SO	ERA
2008	17-15	7-6	0	1	96.1	117	69	53	27	67	4.95
<b>1 Year</b>	<b>17-15</b>	<b>7-6</b>	<b>0</b>	<b>1</b>	<b>96.1</b>	<b>117</b>	<b>69</b>	<b>53</b>	<b>27</b>	<b>67</b>	<b>4.95</b>



## DREW WALKER

5-10 • 200 • FRESHMAN • INF • B:L T:R  
RINGGOLD, GA. • RINGGOLD HS

# 31

Freshman who will back up the Pirates' starting middle infielders. **HIGH SCHOOL:** Played for four years at Ringgold HS ... Played in the Georgia All-Star Game as a sophomore, junior and senior ... Two-time Best of Preps honoree ... Hit .429 with six homers and 30 RBI as a senior ... High school teammate of fellow Pirate freshman Justin Harris. **PERSONAL:** Born Drew Walker on October 5, 1989, in Ringgold, Ga., his hometown ... Son of Athena and Jerry Walker ... Undecided in major ... Enjoys hunting, fishing and playing X-Box 360 ... Lists Michael Phelps and Tiger Woods among his favorite sports personalities.



## JOSH WILSON

5-11 • 190 • JUNIOR • OF/INF • B:R T:R  
SPRINGFIELD, GA. • EFFINGHAM COUNTY HS

# 5

Preseason All-Conference outfielder who earned All-America honors as a sophomore. **2008:** Started all 50 games for the Pirates as a junior ... Earned NCBWA Honorable Mention All-America honors ... Also earned ABCA, NCBWA and Daktronics/CoSIDA All-South Atlantic Region honors ... Named to the All-PBC team as well ... Hit .408 with seven home runs and 32 RBI ... Ranked second in the PBC and 70th in NCAA Division II in batting average ... .408 average was the eighth-best in a single season in AASU history. **2007:** Started all 62 games for the Pirates as a freshman ... Hit .360 with a team-high eight home runs and 56 RBI ... Hit .458 with 10 RBI in the PBC Tournament, including the game-winning single in the bottom of the ninth to defeat Columbus State, 7-6, in the semifinals ... Named the PBC Tournament MVP ... Named Daktronics Second Team All-South Atlantic Region. **HIGH SCHOOL:** Played for four years at Effingham County HS ... Earned team offensive award as a junior and senior. **PERSONAL:** Born Joshua Shane Webb on May 12, 1987, in Savannah, Ga. ... Hometown is Springfield, Ga. ... Son of Don and Karen Wilson ... Uncle, Andy Dotson, played football at the University of Georgia ... Majoring in liberal studies ... Enjoys hunting and fishing.

### JOSH WILSON'S CAREER STATISTICS

Year	GP-GS	AB	R	H	2B	3B	HR	RBI	BB	K	SB-SBA	Avg.
2007	62-62	250	63	90	18	6	8	56	27	43	16-20	.360
2008	50-50	211	42	86	16	1	7	32	22	25	10-16	.408
<b>2 Year</b>	<b>112-112</b>	<b>461</b>	<b>105</b>	<b>176</b>	<b>34</b>	<b>7</b>	<b>15</b>	<b>88</b>	<b>49</b>	<b>68</b>	<b>26-36</b>	<b>.382</b>



## ALEX WYCHE

5-10 • 185 • JUNIOR • OF • B:R T:R  
 MACON, GA. • ABRAHAM BALDWIN

# 3

Junior transfer who will take over the starting left field spot for the Pirates in 2009. **JUNIOR COLLEGE:** Played for one season at Abraham Baldwin Agricultural College as a sophomore in 2008 ... Earned All-Conference honors ... Hit .354 with five home runs, 39 RBI and a team-high 15 doubles and 48 runs scored for the Stallions. **PREVIOUS SCHOOL:** Played for one season at Albany State University as a freshman in 2007 ... Named the SIAC Freshman of the Year and earned All-Conference honors for the Rams ... Hit .354 with a team-high six home runs and 46 RBI ... Stole 23 bases in 25 attempts ... Went 3-for-4 with a pair of doubles and five RBI against Morehouse on March 3. **HIGH SCHOOL:** Played for four years at Central HS in Macon ... Earned All-State and All-City honors for the Sugar Bears ... Broke the school's batting record with a .521 average ... Also earned Team MVP honors. **PERSONAL:** Born Alexander Wyche on March 23, 1988, in Macon, Ga., his hometown ... Son of Beverly and Tyrone Wyche ... Majoring in physical and health education ... Enjoys lifting weights and being with family and friends ... Lists Deion Sanders and Derek Jeter as favorite sports personalities.

## JONATHAN FULGHUM

5-7 • 145 • JUNIOR • LHP • B:L T:L  
 SPARKS, GA. • COOK HS

Junior lefty who will redshirt the 2009 season for the Pirates. **JUNIOR COLLEGE:**

Pitched for two seasons at South Georgia College ... Was team MVP as a freshman.

**HIGH SCHOOL:** Played for four years at Cook HS. **PERSONAL:** Born Jonathan Fulghum on December 4, 1987, in Cook County, Ga. ... Hometown is Sparks, Ga. ... Son of Arthur and Sissy Fulghum ... Majoring in middle grades education ... Enjoys wrestling and spending time with family ... Lists Johan Santana as a favorite sports personality.

## CHRIS ZITTRouer

6-2 • 195 • FRESHMAN • INF • B:R T:R  
 GUYTON, GA. • SOUTH EFFINGHAM HS

Freshman infielder who will redshirt the 2009 season. **HIGH SCHOOL:** Played for two years at South Effingham HS ... Earned All-Region honors in both football and baseball for the Mustangs. **PERSONAL:** Born Christopher Jarryd Zittrouer on April 23, 1990, in Savannah, Ga. ... Hometown is Guyton, Ga. ... Son of Mary Lynn and Corley Zittrouer ... Undecided in major ... Enjoys playing all sports, hunting and fishing ... Lists Michael Jordan as a favorite sports personality.





## 2008 AASU FINAL STATISTICS

### HITTING

NAME	G-GS	AB	R	H	BA	2B	3B	HR	RBI	TBSL	SLG%	BB	SB-SBA	OB%
Dotson.....	1-0	1	1	1	1.000	1	0	0	1	2	2.000	0	0-0	1.000
Johanningmeier	5-0	5	1	3	.600	1	0	0	2	4	.800	1	1	.667
Wilson.....	50-50	211	42	86	.408	16	1	7	32	125	.592	22	10-16	.460
C. Smith.....	47-45	170	22	62	.365	7	0	2	24	75	.441	2	4-4	.397
Cail.....	50-50	186	32	62	.333	15	2	2	19	87	.468	24	5-8	.416
Davis.....	50-50	196	38	65	.332	8	1	13	55	114	.582	21	0-0	.390
Price.....	48-48	196	39	60	.306	8	3	0	17	74	.378	17	11-14	.373
Cardoza-Oqndo	15-14	49	10	15	.306	2	0	0	4	17	.347	4	0-0	.358
Dorado.....	50-50	186	40	56	.301	6	0	0	21	62	.333	17	5-6	.391
Sills.....	4-3	14	1	4	.286	1	0	1	6	18	.353	4	1-1	.327
Pyron.....	47-47	177	29	49	.277	14	1	3	28	74	.418	18	7-7	.342
Heath.....	20-13	51	6	14	.275	1	0	1	6	18	.353	4	1-1	.327
Miller.....	46-46	171	27	46	.269	13	0	4	39	71	.415	24	1-2	.365
Tufts.....	28-16	76	7	19	.250	2	0	1	8	24	.316	3	0-0	.287
Ray.....	30-18	77	10	17	.221	2	1	1	12	24	.312	5	0-0	.286
<b>AASU.....</b>	<b>50-50</b>	<b>1766</b>	<b>305</b>	<b>559</b>	<b>.317</b>	<b>97</b>	<b>9</b>	<b>35</b>	<b>272</b>	<b>779</b>	<b>.441</b>	<b>162</b>	<b>44-58</b>	<b>.382</b>
<b>Opponents....</b>	<b>50-50</b>	<b>1758</b>	<b>296</b>	<b>501</b>	<b>.285</b>	<b>89</b>	<b>10</b>	<b>35</b>	<b>255</b>	<b>715</b>	<b>.407</b>	<b>185</b>	<b>71-90</b>	<b>.367</b>

### PITCHING

NAME	G-GS	CG	W-L	S	ERA	IP	H	R	ER	BB	K	AB	BAA
McCreery..	22-0	0	3-2	7	1.45	43.1	30	15	7	13	43	161	.186
Partee.....	15-15	1	7-4	0	4.06	95.1	108	56	43	33	49	378	.286
Chase.....	14-13	1	4-5	0	4.33	79.0	89	45	38	32	68	317	.281
Walden.....	17-15	1	7-6	0	4.95	96.1	117	69	53	27	67	386	.303
Herder.....	19-0	0	1-1	1	5.66	35.0	43	23	22	17	33	145	.297
Currie.....	10-0	0	2-0	0	6.57	12.1	20	11	9	9	10	57	.351
Sills.....	17-1	0	1-1	1	6.94	23.1	21	24	18	19	17	86	.244
Lucas.....	6-4	0	0-2	0	7.15	11.1	10	9	9	16	14	40	.250
G. Smith....	16-2	0	2-2	1	7.25	36.0	52	33	29	10	13	150	.347
Dotson.....	9-0	0	0-0	0	8.71	10.1	11	11	10	9	8	38	.289
<b>AASU.....</b>	<b>50-50</b>	<b>3</b>	<b>27-23</b>	<b>10</b>	<b>4.84</b>	<b>442.1</b>	<b>501</b>	<b>296</b>	<b>238</b>	<b>185</b>	<b>322</b>	<b>1758</b>	<b>.285</b>
<b>OPP.....</b>	<b>50-50</b>	<b>8</b>	<b>23-27</b>	<b>4</b>	<b>5.22</b>	<b>436.0</b>	<b>559</b>	<b>305</b>	<b>253</b>	<b>162</b>	<b>265</b>	<b>1766</b>	<b>.317</b>

# 2008 AASU SEASON RESULTS

## 2008 AASU BASEBALL SEASON RESULTS

DATE	DIV	W-L	PBC	REG.	SCORE	OPPONENT	PITCHER	
2-1	II	1-0		1-0	6-3	Florida Southern	Partee	(W 1-0)
2-2	II	2-0		2-0	7-6 (11)	Florida Southern	Sills	(W 1-0)
2-3	II	3-0		3-0	8-7	Florida Southern	G. Smith	(W 1-0)
2-9	II	4-0			9-4	Southern Indiana	Walden	(W 1-0)
2-9	II	5-0			6-4 (10)	Southern Indiana	McCreery	(W 1-0)
2-10	II	6-0			13-2	Southern Indiana	Chase	(W 1-0)
2-24	II	7-0	1-0	4-0	6-2	+GCSU	Walden	(W 2-0)
2-25	II	8-0	2-0	5-0	8-4	+GCSU	McCreery	(W 2-0)
2-25	II	8-1	2-1	5-1	2-4	+GCSU	G. Smith	(W 1-1)
2-29	II	8-2	2-2	5-2	2-11	+at Francis Marion	Walden	(L 2-1)
3-1	II	8-3	2-3	5-3	0-2	+at Francis Marion	Partee	(L 1-1)
3-1	II	9-3	3-3	6-3	15-2	+at Francis Marion	Chase	(W 2-0)
3-3	II	10-3			13-3	*Findlay	Currie	(W 1-0)
3-5	II	10-4			3-11	*Wayne State (Neb.)	Walden	(L 2-2)
3-6	II	10-5			5-8	*Findlay	Herder	(L 0-1)
3-8	II	11-5			2-1	*Kutztown	Herder	(W 1-1)
3-10	II	12-5			20-2	*California (Pa.)	Walden	(W 3-2)
3-11	II	13-5			5-2	*Kutztown	Partee	(W 2-1)
3-12	II	14-5			8-3	*Concord (W. Va.)	G. Smith	(W 2-1)
3-13	II	15-5			5-3	*Fairmont State	Currie	(W 2-0)
3-16	II	15-6	3-4	6-4	8-9	+at Augusta State	McCreery	(L 2-1)
3-16	II	15-7	3-5	6-5	3-10	+at Augusta State	Chase	(L 2-1)
3-17	II	16-7	4-5	7-5	9-8	+at Augusta State	Partee	(W 3-1)
3-21	II	17-7	5-5	8-5	9-5	+at Ga. Southwestern	Walden	(W 4-2)
3-22	II	18-7	6-5	9-5	8-4	+at Ga. Southwestern	Partee	(W 4-1)
3-22	II	19-7	7-5	10-5	12-6	+at Ga. Southwestern	Chase	(W 3-1)
3-25	II	19-8		10-6	8-12	at Erskine	Lucas	(L 0-1)
3-29	II	20-8	8-5	11-6	5-1	+UNC Pembroke	Walden	(W 5-2)
3-29	II	21-8	9-5	12-6	6-5	+UNC Pembroke	Chase	(W 4-1)
3-30	II	21-9	9-6	12-7	7-14	+UNC Pembroke	Partee	(L 4-2)
4-4	II	22-9	10-6	13-7	10-7	+at USC Aiken	Walden	(W 6-2)
4-6	II	22-10	10-7	13-8	5-6 (11)	+at USC Aiken	Sills	(L 1-1)
4-6	II	22-11	10-8	13-9	3-4	+at USC Aiken	Chase	(L 4-2)
4-8	II	22-12		13-10	2-3	Pfeiffer	G. Smith	(L 2-2)
4-12	II	22-13	10-9	13-11	2-3	+North Georgia	Walden	(L 6-3)
4-12	II	22-14	10-10	13-12	9-15	+North Georgia	Chase	(L 4-3)
4-13	II	23-14	11-10	14-12	9-5	+North Georgia	Partee	(W 5-2)
4-15	II	23-15		14-13	3-11	Valdosta State	Lucas	(L 0-2)
4-18	II	23-16	11-11	14-14	1-7	+at Columbus State	Chase	(L 4-4)
4-19	II	23-17	11-12	14-15	2-16	+at Columbus State	Walden	(L 6-4)
4-19	II	24-17	12-12	15-15	6-5	+at Columbus State	Partee	(W 6-2)
4-22	II	24-18		15-16	0-8	at Valdosta State	Chase	(L 4-5)
4-26	II	24-19		15-17	0-4	at Mount Olive	Walden	(L 6-5)
4-27	II	24-20		15-18	1-6	at Mount Olive	Partee	(L 6-3)
4-29	II	25-20		16-18	11-8	Erskine	McCreery	(W 3-1)
5-2	II	26-20	13-12	17-18	10-2	+Lander	Partee	(W 7-3)
5-3	II	27-20	14-12	18-18	2-1	+Lander	Walden	(W 7-5)
5-3	II	27-21	14-13	18-19	2-3	+Lander	McCreery	(L 3-2)
5-8	II	27-22			6-16	%vs. Columbus State	Walden	(L 7-6)
5-9	II	27-23			3-10	%vs. USC Aiken	Partee	(L 7-4)

\* = 2008 Savannah Invitational; + = Peach Belt Conference; % = 2008 PBC Tournament



## 1988

1. Florida Southern
2. Cal. St.-Sacramento
3. Jacksonville State
4. **Armstrong State**
5. New Haven
6. Lewis
7. Tampa
8. Columbus
9. Delta State
10. Cal. Poly-Pomona
11. Mankato State
12. Central Missouri St.
13. Mansfield
14. Troy State
15. Indiana (Pa.)
16. Lowell
17. UC Riverside
18. St. Thomas
19. Quinnipiac
20. Cal. Poly-SLO
21. Slippery Rock
22. Norfolk State
23. CS Chico
24. St. Joseph's
25. Eckerd
26. CS Los Angeles
27. Florida Atlantic
28. SIU-Edwardsville
29. Adelphi
30. Kentucky Wesleyan

## 1990

1. **Armstrong State**
2. New Haven
3. Florida Southern
4. Indiana (Pa.)
5. SIU-Edwardsville
6. Tampa
7. UC Davis
8. CS Northridge
9. Lewis
10. Rollins
11. Norfolk State
12. Sacred Heart
13. UC Riverside
14. Central Missouri St.
15. Missouri Southern
16. Troy State
17. Columbus
18. Jacksonville State
19. South Dakota State
20. Mankato State
21. Northern Kentucky
22. Ferris State
23. Philadelphia Textile
24. American Int'l
25. Merrimack
26. North Alabama
27. Sonoma State
28. NW Missouri State
29. Chapman
30. Florida Atlantic

## 1992

1. Tampa
2. Mansfield
3. Florida Southern
4. Cal. Poly-SLO
5. Missouri Southern
6. USC Aiken
7. Lewis
8. **Armstrong State**
9. UC Riverside
10. Livingstone
11. North Alabama
12. Shippensburg
13. Florida Tech
14. Southern Indiana
15. Missouri-St. Louis
16. Sonoma State
17. Sacred Heart
18. Columbus
19. SIU-Edwardsville
20. Longwood
21. South Dakota State
22. Valdosta State
23. Springfield
24. UC Davis
25. Troy State
26. Adelphi
27. Slippery Rock
28. St. Rose
29. Cameron
30. Florida Atlantic
- UT-Martin

## 1994

1. Central Missouri St.
2. Florida Southern
3. Lewis
4. Delta State
5. **Armstrong State**
6. Mansfield
7. UC Riverside
8. Springfield
9. UC Davis
10. North Florida
11. CS Dominguez Hills
- Tampa
- Central Oklahoma
14. Georgia College
15. Southern Indiana
16. Edinboro
17. Columbus
18. Cal. Poly-SLO
- South Dakota State
20. St. Rose
21. Rollins
22. Missouri-St. Louis
23. Wingate
- Mercyhurst
- Southern Colorado
26. North Alabama
27. Jacksonville State
- Adelphi
29. Grand Valley State
30. New Haven

## 1989

1. **Armstrong State**
2. Jacksonville State
3. New Haven
4. Cal. Poly-SLO
5. Rollins
6. Central Missouri St.
7. Florida Southern
8. Lewis
9. North Alabama
10. Slippery Rock
11. Tampa
12. Cal. St.-Sacramento
13. Northern Kentucky
14. San Francisco State
15. Columbus
16. Mankato State
17. Delta State
18. SIU-Edwardsville
19. CS Northridge
20. Eckerd
21. Shippensburg
22. NW Missouri State
23. Troy State
24. Springfield
25. Bellarmine
26. West Georgia
27. Norfolk State
28. Adelphi
29. Metropolitan State
30. Southern Indiana

## 1991

1. Florida Southern
2. Jacksonville State
3. Delta State
4. UC Riverside
5. Mo. So. State
6. Longwood
7. SIU Edwardsville
8. Lewis
9. North Alabama
10. American Int'l.
11. Cal. Poly-SLO
12. **Armstrong State**
13. North Alabama
14. Troy State
15. Sonoma State
16. UMass Lowell
17. Slippery Rock
18. Regis
- Florida Tech
20. Sacred Heart
21. Cal. Poly Pomona
22. Mercyhurst
23. Central Missouri St.
24. New Haven
25. Livingstone
26. USC Spartanburg
- Lewis
28. CS Stanislaus
29. St. Cloud State
30. St. Joseph's

## 1993

1. Tampa
2. Cal. Poly-SLO
3. Troy State
4. Mansfield
5. USC Aiken
6. North Alabama
7. UC Davis
8. Missouri-St. Louis
9. Adelphi
10. Florida Atlantic
11. **Armstrong State**
12. Slippery Rock
13. Rollins
14. North Dakota
- Florida Southern
16. Southern Indiana
19. Francis Marion
20. Jacksonville State
21. Cal. Poly Pomona
22. Springfield
23. New Haven
24. Mesa State
25. Central Missouri St.
- Mankato State
27. Longwood
28. Emporia State
29. Sacred Heart
30. Lewis

## 1995

1. Florida Southern
2. Georgia College
3. Central Missouri St.
4. Valdosta State
5. North Alabama
6. Wingate
7. UC Riverside
8. Tampa
9. Bloomsburg
10. Kennesaw State
11. North Florida
- Ashland
13. Delta State
14. Missouri Southern
15. Mansfield
16. New Haven
17. UC Davis
18. Lewis
19. UMass Lowell
20. St. Joseph's
21. Barry
22. Mercyhurst
23. Columbus
24. San Francisco State
25. St. Rose
26. Saint Leo
27. South Dakota State
28. Missouri-St. Louis
29. Adelphi
30. SIU-Edwardsville





# FINAL COLLEGIATE BASEBALL DII POLLS

## 1996

1. Kennesaw State
2. St. Joseph's
3. Delta State
4. Tampa
5. Missouri-St. Louis
6. Adelphi
7. Columbus
8. Southern Colorado
9. Florida Southern
10. Mercyhurst
11. Abilene Christian
12. Shippensburg
13. Lewis
14. UC Riverside
15. Central Missouri St.
16. Alabama-Huntsville
17. Cal State Chico
18. Saint Leo
19. Mankato State
20. Lincoln Memorial
21. Mount Olive
22. North Alabama
23. Merrimack
24. Slippery Rock
25. CS Dominguez Hills
26. Wingate
27. New Haven
28. Fort Hays State
29. North Dakota State
30. Georgia College

## 1998

1. Tampa
2. Kennesaw State
3. West Georgia
4. Cal State Chico
5. Central Missouri St.
6. Alabama-Huntsville
7. St. Joseph's
8. SIU-Edwardsville
9. Barry
10. Delta State
11. North Alabama
12. Indianapolis
13. Millersville
14. Fort Hays State
15. Florida Southern
16. Mount Olive
17. Missouri-St. Louis
18. Columbus State
19. **Armstrong Atlantic**
20. Presbyterian
21. North Florida
22. New Haven
23. UMass Lowell
24. Slippery Rock
25. A&M Kingsville
26. Slippery Rock
27. Sonoma State
28. Central Oklahoma
29. Saint Leo
30. Queens (N.Y.)  
Abilene Christian

## 2000

1. SE Oklahoma
2. Fort Hays State
3. North Florida
4. Cal State Chico
5. Delta State
6. Georgia C&SU  
Indianapolis
8. Slippery Rock
9. Central Missouri St.
10. Gardner-Webb
11. Florida Southern
12. Tampa
13. Rockhurst
14. Abilene Christian
15. Mount Olive
16. Millersville
17. Kennesaw State
18. North Alabama
19. Alabama-Huntsville
20. Montevallo
21. Quincy
22. Texas Wesleyan
23. Grand Canyon
24. Columbus State
25. **Armstrong Atlantic**
26. Saginaw Valley St.
27. Saint Leo
28. Saint Rose
29. Shippensburg
30. Minn.-St. Mankato  
West Virginia State

## 2002

1. Columbus State
2. Cal State Chico
3. Central Missouri St.
4. Delta State
5. Kennesaw State
6. UMass-Lowell
7. Abilene Christian
8. Ashland
9. Florida Southern
10. North Florida
11. Central Oklahoma
12. Kutztown
13. Tampa
14. GC&SU
15. Valdosta State
16. Rollins
17. Southern Arkansas
18. Alabama-Huntsville
19. Southern Colorado
20. USC Aiken
21. Northern Kentucky
22. Mesa State
23. North Alabama
24. Grand Canyon
25. Fort Hays State
26. Concordia (N.Y.)
27. Carson-Newman
28. Saginaw Valley State
29. Shepherd
30. Minn.-St. Mankato

## 1997

1. Cal State Chico
2. Central Oklahoma
3. Tampa
4. Kennesaw State
5. Florida Southern
6. Central Missouri St.
7. GC&SU
8. Mount Olive
9. SIU Edwardsville
10. Fort Hays State
11. North Florida
12. North Alabama
13. Quincy
14. Alabama-Huntsville
15. Mercyhurst
16. Elon
17. Mesa State
18. UC Riverside
19. Adelphi
20. Slippery Rock
21. Shepherd
22. Delta State
23. Saint Leo
24. Pittsburg State
25. West Georgia
26. UMass-Lowell
27. Indianapolis
28. Southern Colorado
29. Valdosta State
30. Mansfield

## 1999

1. Cal State Chico
2. Kennesaw State
3. West Virginia State
4. North Alabama
5. North Florida
6. Rockhurst
7. SE Oklahoma State
8. Carson-Newman
9. Florida Southern
10. **Armstrong Atlantic**
11. Alabama-Huntsville
12. Adelphi
13. Delta State
14. Mount Olive
15. Ashland
16. Quincy
17. Columbus State
18. Pittsburg State
19. Central Missouri St.
20. UMass-Lowell
21. Sonoma State
22. Saint Leo
23. Kutztown
24. Lander
25. Slippery Rock
26. St. Joseph's
27. Mesa State
28. Indianapolis
29. Abilene Christian
30. GC&SU  
Missouri-St. Louis  
Shippensburg

## 2001

1. St. Mary's (Tex.)
2. Central Missouri St.
3. North Florida  
Delta State
5. Tampa
6. Kennesaw State
7. Sonoma State
8. Alabama-Huntsville
9. Abilene Christian
10. GC&SU
11. SIU Edwardsville
12. Indianapolis  
UMass-Lowell
14. Central Oklahoma
15. **Armstrong Atlantic**
16. Kutztown
17. Southern Arkansas
18. Lander
19. Saint Leo
20. Valdosta State
21. Florida Southern
22. Columbus State
23. Minn.-St. Mankato
24. Lenoir-Rhyne
25. NM Highlands
26. Southern Colorado
27. Slippery Rock  
Wayne State (Neb.)  
Missouri Southern
30. Mesa State  
Belmont Abbey  
CS San Bernardino  
Fort Hays State

## 2003

1. Central Missouri St.
2. Tampa
3. Kennesaw State
4. Delta State
5. North Florida
6. Florida Southern
7. Franklin Pierce
8. Abilene Christian
9. **Armstrong Atlantic**
10. Central Oklahoma
11. Grand Valley State
12. Slippery Rock
13. UC Davis
14. Sonoma State  
Missouri-St. Louis
16. Southeastern Okla.
17. Fort Hays State
18. Francis Marion
19. West Florida
20. Western Oregon
21. Southern Arkansas
22. Columbus State
23. Cal State Chico
24. UMass-Lowell
25. Indianapolis
26. Nova Southeastern
27. Lynn  
Rockhurst
29. Shippensburg
30. Southern Colorado



# FINAL COLLEGIATE BASEBALL DII POLLS



## 2004

1. Delta State
2. Grand Valley State
3. Central Missouri State
4. Rollins
5. Columbus State
6. Bryant
7. North Florida
8. Cal State Chico
9. Kutztown
10. Southern Arkansas
11. Florida Southern
12. Tampa
13. Colorado St.-Pueblo
14. Ashland
15. Pfeiffer
16. Catawba
17. Sonoma State
18. Mesa State
19. Augusta State
20. Incarnate Word
21. Shippensburg
22. St. Mary's (Texas)
23. Wisconsin-Parkside
24. Alabama-Huntsville
25. Mount Olive
26. West Virginia State
27. Wayne State (Neb.)
28. Dowling
29. GCSU
30. Valdosta State

## 2006

1. Tampa
2. Cal State Chico
3. Montevallo
4. Franklin Pierce
5. Ashland
6. Francis Marion
7. GCSU
8. West Chester
9. Emporia State
10. Catawba
11. Grand Valley State
12. Kutztown
13. West Virginia State
14. Columbus State
15. Minn. St.-Mankato
16. USC Aiken
17. Central Missouri St.
18. Southern Arkansas
19. Cal State Los Angeles
20. Abilene Christian
21. Western Oregon
22. Florida Southern
23. CS Dominguez Hills
24. **Armstrong Atlantic**  
Incarnate Word
25. Tusculum
26. West Alabama
27. SIU Edwardsville
28. Florida Gulf Coast
29. Central Oklahoma
30. Angelo State
31. Mesa State

## 2007

1. Tampa
2. Columbus State
3. Cal State Los Angeles
4. Southern Indiana
5. Florida Southern
6. Angelo State
7. Mesa State
8. Kutztown
9. Mount Olive
10. Franklin Pierce
11. Nebraska - Omaha
12. Sonoma State
13. GCSU
14. Montevallo
15. Central Missouri
16. Cal State Chico
17. Abilene Christian
18. Tusculum
19. Grand Valley State
20. Ouachita Baptist
21. Armstrong Atlantic
22. Minnesota St.-Mankato
23. West Alabama
24. West Florida
25. Delta State
26. UC San Diego
27. St. Edward's
28. USC Aiken
29. Francis Marion
30. Florida Gulf Coast
31. Slippery Rock
32. SIU Edwardsville
33. West Chester

## 2008

1. Mount Olive
2. Ouachita Baptist
3. Sonoma State
4. Central Missouri
5. Delta State
6. Cal State Chico
7. Columbus State
8. Nebraska - Omaha
9. Emporia State
10. Tampa
11. USC Aiken
12. Southern Arkansas
13. Ashland
14. Abilene Christian
15. UC San Diego
16. Valdosta State
17. Catawba
18. Franklin Pierce
19. West Alabama
20. North Georgia
21. Shippensburg
22. St. Joseph's (Ind.)
23. Wayne State (Mich.)
24. Wayne State (Neb.)
25. West Chester
26. Western Oregon
27. Francis Marion
28. Bryant
29. Carson-Newman
30. Tusculum
31. St. Edward's
32. Cal State Stanislaus

## 2005

1. Florida Southern
2. North Florida
3. Central Missouri State
4. Delta State
5. Central Oklahoma
6. West Virginia State
7. Cal State Chico
8. Tampa
9. Grand Valley State
10. Kennesaw State
11. Abilene Christian
12. USC Aiken
13. Tusculum
14. Francis Marion
15. Western Oregon
16. Mesa State
17. Rollins
18. **Armstrong Atlantic**
19. West Alabama
20. Wisconsin-Parkside
21. North Alabama
22. Southern Conn. State
23. Wayne State (Neb.)
24. West Chester
25. Kutztown
26. St. Joseph's (Ind.)
27. UC San Diego
28. GC&SU
29. Franklin Pierce
30. New Mexico Highlands
31. Slippery Rock
32. Nebraska Omaha

## 2009 COLLEGIATE BASEBALL DIVISION II PRESEASON POLL

RK	SCHOOL	2008	PTS	RK	SCHOOL	2008	PTS
1.	Mount Olive	58-6	640	21.	Valdosta State	36-18-1	320
2.	Tampa	42-11-1	618	22.	Tusculum	41-15	300
3.	Central Missouri	47-17	604	23.	Shippensburg	39-28	298
4.	UC San Diego	43-18	590	24.	CS Stanislaus	37-23	238
5.	Columbus State	43-19	576	25.	West Alabama	45-13	232
6.	So. Arkansas	46-12	540	26.	Northern Ky.	38-24	228
7.	Cal State Chico	42-17	536	27.	Mesa State	42-17	218
8.	Emporia State	50-10	534	28.	St. Mary's (Tx)	39-17	212
9.	Ouachita Baptist	51-16	522	29.	Catawba	43-18	208
10.	USC Aiken	47-17	498	30.	Western Oregon	39-19	184
11.	Abilene Christian	44-17	490	31.	St. Joseph's (Ind.)	46-16	168
12.	Delta State	48-11	452	32.	West Virginia St.	36-14	134
13.	Ashland	40-18	448	33.	Francis Marion	34-20	114
14.	Franklin Pierce	43-15	440	34.	Florida Tech	35-20	86
15.	West Chester	45-16	410	35.	Carson-Newman	43-18	86
16.	Fla. Southern	29-21	388	36.	Eyrskine	44-13	60
17.	North Georgia	41-21	372	37.	Lynn	33-19	60
18.	Angelo State	39-19	360	38.	MS Mankato	28-25	56
19.	Grand Valley St.	34-13	338	39.	Mansfield	31-20	54
20.	Wayne St. (Neb.)	40-13	328	40.	Bellarmino	36-22	40
					CS Los Angeles	29-22	40

Others Receiving Votes: Indiana (Pa.) 32, SE Oklahoma 28, Slippery Rock 28, Southern Indiana 22, Kutztown 22, Indianapolis 18, Belmont Abbey 16, GCSU 16, California (Pa.) 10, Wayne State (Mich.) 4, Concordia (S.D.) 4, Nebraska-Kearney 4, Nova Southeastern 4, UMass-Lowell 4, North Alabama 2, West Florida 2, Winona State 2.

## 2008 NCAA DIVISION II REGIONAL RECAP

REGION	SEED	RECORD	TEAM	FINISH	FINAL RECORD
<u>South Atlantic</u>	1	49-5	Mount Olive	1	58-6
	2	41-17	Columbus State	3	43-19
	3	44-15	USC Aiken	2	46-17
	4	41-19	North Georgia	5	41-21
	5	40-20	Belmont Abbey	4	41-22
	6	44-11	Erskine	6	44-13

**Results: May 15:** USC Aiken 1, North Georgia 0. Columbus State 4, Belmont Abbey 1. Mount Olive 11, Erskine 3. **May 16:** Belmont Abbey 3, Erskine 2. Mount Olive 6, North Georgia 2. USC Aiken 9, Columbus State 7. **May 17:** USC Aiken 6, Mount Olive 5. Columbus State 18, Belmont Abbey 9. Mount Olive 12, Columbus State 2. **May 18:** Mount Olive 13, USC Aiken 2. **May 19:** Mount Olive 8, USC Aiken 3. **Mount Olive advances.**

<u>South</u>	1	38-9-1	Tampa	1	42-11-1
	2	40-13	Tusculum	4	41-15
	3	39-15	Catawba	2	42-17
	4	35-18-1	Florida Tech	5	35-20-1
	5	41-16	Carson-Newman	3	43-18
	6	26-24	Stillman	6	26-26

**Results: May 15:** Tampa 21, Stillman 1. Tusculum 8, Carson-Newman 7. Catawba 5, Florida Tech 4. **May 16:** Carson-Newman 7, Stillman 5. Tampa 10, Florida Tech 7. Catawba 5, Tusculum 1. **May 17:** Tampa 12, Catawba 7. Carson-Newman 9, Tusculum 3. Catawba 14, Carson-Newman 3. **May 18:** Tampa 9, Catawba 8. **Tampa advances.**

<u>South Central</u>	1	45-9	Delta State	2	48-11
	2	44-10	Southern Arkansas	3	46-12
	3	45-11	West Alabama	5	45-13
	4	43-15	Abilene Christian	4	44-17
	5	43-14	Ouachita Baptist	1	50-16
	6	31-29	Texas A&M-Kingsville	6	31-31

**Results: May 16:** Abilene Christian 8, West Alabama 7. Ouachita Baptist 5, Southern Arkansas 2. Delta State 9, Texas A&M Kingsville 3. **May 17:** Southern Arkansas 15, Texas A&M-Kingsville 3. Ouachita Baptist 10, Abilene Christian 5. Delta State 9, West Alabama 7. **May 18:** Ouachita Baptist 19, Delta State 14. Southern Arkansas 9, Abilene Christian 8. Delta State 5, Southern Arkansas 2. **May 19:** Ouachita Baptist 8, Delta State 1. **Ouachita Baptist advances.**

<u>North Atlantic</u>	1	41-14	West Chester	2	45-17
	2	36-12	West Virginia State	6	36-14
	3	35-13	Concord	5	35-15
	4	35-17-1	Pittsburgh - Johnstown	3	37-19-1
	5	34-23	Shippensburg	1	39-26
	6	30-24	Kutztown	4	31-26

**Results: May 15:** West Chester 5, Kutztown 3. Shippensburg 10, West Virginia State 2. Pitt.-Johnstown 6, Concord 3. **May 16:** Kutztown 2, West Virginia State 1. West Chester 7, Concord 4. Shippensburg 11, Pitt.-Johnstown 1. **May 17:** Shippensburg 10, West Chester 5. Pitt.-Johnstown 8, Kutztown 0. West Chester 6, Pitt.-Johnstown 2. **May 18:** West Chester 12, Shippensburg 10. Shippensburg 5, West Chester 4. **Shippensburg advances.**

<u>Northeast</u>	1	39-12	Franklin Pierce	1	43-15
	2	39-19	Bryant	2	43-21
	3	36-17	Southern Conn. State	5	36-19
	4	32-17	Caldwell	3	34-19
	5	28-17	Dowling	4	29-19
	6	29-25	LIU-C.W. Post	6	29-27

**Results: May 15:** Franklin Pierce 16, LIU-C.W. Post 2. Dowling 7, Bryant 6. Caldwell 3, Southern Connecticut State 2. **May 16:** Bryant 10, LIU-C.W. Post 3. Franklin Pierce 7, Southern Connecticut State 3. **May 17:** Caldwell 7, Dowling 3. Franklin Pierce 16, Caldwell 4. Bryant 15, Dowling 4. **May 18:** Bryant 5, Caldwell 4. **May 19:** Bryant 12, Franklin Pierce 10. Franklin Pierce 10, Bryant 3. **Franklin Pierce advances.**



## 2008 NCAA DIVISION II REGIONAL RECAP

REGION	SEED	RECORD	TEAM	FINISH	FINAL RECORD
<b>North Central</b>	1	34-11	Grand Valley State	6	34-13
	2	44-16	St. Joseph's	3	46-18
	3	35-20	Bellarmino	5	36-22
	4	35-15	Ashland	1	40-18
	5	31-17	Wayne State (Mich.)	2	34-19
	6	37-22	Northern Kentucky	4	38-24

**Results: May 15:** Ashland 9, Bellarmine 2. Wayne State 7, St. Joseph's 3. Northern Kentucky 9, Grand Valley State 4 (11). **May 16:** St. Joseph's 8, Grand Valley State 0. Bellarmine 7, Northern Kentucky 6. Ashland 25, Wayne State 14. **May 17:** St. Joseph's 6, Bellarmine 1. Wayne State 4, Northern Kentucky 1. Wayne State 6, Ashland 2. **May 18:** Ashland 3, St. Joseph's 2. **May 19:** Ashland 3, Wayne State 0. **Ashland advances.**

REGION	SEED	RECORD	TEAM	FINISH	FINAL RECORD
<b>Central</b>	1	48-8	Emporia State	3	50-10
	2	42-11	Nebraska - Omaha	2	45-13
	3	40-11	Wayne State (Neb.)	5	40-13
	4	41-15	Central Missouri	1	47-17
	5	27-23	Minnesota State Mankato	4	28-25
	6	27-14	Concordia-St. Paul	6	27-16

**Results: May 15:** Central Missouri 7, Wayne State 4. Nebraska-Omaha 2, Minnesota State Mankato 1. Emporia State 3, Concordia-St. Paul 2. **May 16:** Minnesota State Mankato 6, Concordia-St. Paul 0. Emporia State 13, Wayne State 8. Central Missouri 13, Nebraska-Omaha 8. **May 17:** Central Missouri 5, Emporia State 2. Nebraska-Omaha 6, Minnesota State Mankato 5. Nebraska-Omaha 17, Emporia State 14. **May 18:** Central Missouri 11, Nebraska-Omaha 6. **Central Missouri advances.**

REGION	SEED	RECORD	TEAM	FINISH	FINAL RECORD
<b>West</b>	1	46-13	Sonoma State	1	52-15
	2	41-16	UC San Diego	3	43-18
	3	39-15	Cal State Chico	2	42-17
	4	37-21	Cal State Stanislaus	5	37-23
	5	39-17	Western Oregon	6	39-19
	6	33-25	Nebraska-Kearney	4	34-27

**Results: May 15:** Sonoma State 15, Nebraska-Kearney 2. UC San Diego 5, Western Oregon 3. Cal State Chico 4, Cal State Stanislaus 2. **May 16:** Nebraska-Kearney 4, Western Oregon 1. Sonoma State 10, Cal State Stanislaus 4. Cal State Chico 13, UC San Diego 7. **May 17:** Sonoma State 13, Cal State Chico 2. UC San Diego 12, Nebraska-Kearney 5. Cal State Chico 3, UC San Diego 2. **May 18:** Sonoma State 11, Cal State Chico 4. **Sonoma State advances.**

## 2008 NCAA DIVISION II BASEBALL NATIONAL CHAMPIONSHIP

**SAUGET, ILLINOIS • MAY 24 - 31, 2008**

**HOSTED BY SIU EDWARDSVILLE & MISSOURI-ST. LOUIS**

### **SATURDAY, MAY 24**

Sonoma State 10, Shippensburg 1  
Central Missouri 13, Franklin Pierce 12 (11)

### **WEDNESDAY, MAY 28**

Ouachita Baptist 12, Ashland 5  
Central Missouri 5, Shippensburg 1

### **SUNDAY, MAY 25**

Mount Olive 6, Ouachita Baptist 5

### **THURSDAY, MAY 29**

Mount Olive 5, Central Missouri 3  
Ouachita Baptist 2, Sonoma State 1

### **MONDAY, MAY 26**

Ashland 6, Tampa 5  
Shippensburg 9, Franklin Pierce 2  
Sonoma State 6, Central Missouri 5 (19)

### **FRIDAY, MAY 30**

Ouachita Baptist 2, Sonoma State 1

### **TUESDAY, MAY 27**

Ouachita Baptist 12, Tampa 10  
Mount Olive 18, Ashland 7

### **SATURDAY, MAY 31 NATIONAL CHAMPIONSHIP GAME**

Mount Olive 6, Ouachita Baptist 2





# 2008 ABCA DIVISION II ALL-AMERICA TEAMS

## 2008 NCAA DIVISION II ALL-AMERICA TEAMS

POS.	FIRST TEAM	SECOND TEAM	THIRD TEAM
1B	Chad Jacobsen USC Aiken	Bryan Cook Nova Southeastern	Ian Bridges / Ben Minard Sonoma State / Ashland
2B	Chas Anthony Erskine	Maikol Gonzalez Tusculum	Clay Sartain Delta State
3B	Rodney Rutherford Columbus State	Greyson Schram Concord	Rob Dahlberg West Alabama
SS	Randall Clay SE Oklahoma State	Jason Morales UNC Pembroke	Mike Provenchar Mesa State
INF	Rob Flanigan North Georgia	Scott Savastano Franklin Pierce	Dirk Webb Shepherd
C	Keith Hernandez Emporia State	Konrad Thieme Sonoma State	Rickey Noland / Jason Sherrer Saginaw Valley State / Pfeiffer
OF	David Thomas Catawba	Jerry Sands Catawba	Karl Derbacher Southern Connecticut State
OF	Gabe MacDougal Lynn	John Long Southern Arkansas	Chris Pacheco Incarnate Word
OF	Mike Elkerson Abilene Christian	Eric Shortell Emporia State	Sharnon Wilkerson Augusta State
OF	Chris Weimer Nebraska - Omaha	Jake Palmer Metro State	Reed Welker Saginaw Valley State
DH	Tyler Carroll Central Oklahoma	Matt Miller Sonoma State	Adam McSwain Limestone
P	Nick Schumacher Wayne State (Neb.)	Steve Smith Ouachita Baptist	Brandon Dill West Alabama
P	Korey Noles Columbus State	Jim Fuller Southern Connecticut St.	Matt Wright Shippensburg
P	Matt Means Sonoma State	Brett Hontz Carson-Newman	Casey Hodges Mount Olive
P	Anthony Bass Wayne State (Mich.)	Marquis Fleming Cal State Stanislaus	Mike Adams Franklin Pierce
RP	Anthony Perez Tampa	Chris Matlock Central Missouri	Keith Noe UC San Diego

**DII NATIONAL PLAYER OF THE YEAR:** Keith Hernandez, Empria State

**DII NATIONAL PITCHER OF THE YEAR:** Korey Noles, Columbus State

**DII NATIONAL POSITION PLAYER OF THE YEAR:** Keith Hernandez, Emporia State

## NCAA DIVISION II REGION COACHES OF THE YEAR

**NORTH ATLANTIC:** Matt Jones, Shippensburg

**NORTHEAST:** Jayson King, Franklin Pierce

**NORTH CENTRAL:** John Schaly, Ashland

**CENTRAL:** Tommy Myers, Central Missouri

**SOUTH CENTRAL:** Scott Norwood, Ouachita Baptist

**SOUTH ATLANTIC:** Carl Lancaster, Mount Olive

**SOUTH:** Joe Urso, Tampa

**WEST:** John Goelz, Sonoma State

**DII NATIONAL COACH OF THE YEAR:** Carl Lancaster, Mount Olive



# 2008 SOUTH ATLANTIC REGION TEAM



## FIRST TEAM

Pos.	NAME	SCHOOL
1B	Chad Jacobsen	USC Aiken
2B	Chas Anthony	Erskine
3B	Rodney Rutherford	Columbus State
SS	Jason Morales	UNC Pembroke
INF	Rob Flanigan	North Georgia
C	Jason Sherrer	Mount Olive
OF	Craig Brisson	North Georgia
OF	Alex Vertenik	Mount Olive
OF	Shannon Wilkerson	Augusta State
OF	Josh Wilson	Armstrong Atlantic
DH	Adam McSwain	Limestone
P	Casey Hodges	Mount Olive
P	Korey Noles	Columbus State
P	Peden Rucker	USC Aiken
P	Ryan Schlect	Mount Olive
RP	Zach Farry	Francis Marion

## SECOND TEAM

Pos.	NAME	SCHOOL
1B	Erik Lovett	Mount Olive
2B	Brandon Masters	Columbus State
3B	Rich Rocobaldo	Mount Olive
SS	David Cooper	Mount Olive
INF	Alex Castellanos	Belmont Abbey
C	Jared Barkdoll	Francis Marion
OF	Blair Carson	Anderson
OF	Bryan Fogle	Erskine
OF	Jonnie Geiger	Columbus State
OF	Justin Greene	Francis Marion
DH	Bryan Braxton	Pfeiffer
P	Chris Curtis	North Georgia
P	Danny Davidson	Columbus State
P	Mike Moore	Erskine
P	Scott Wandless	USC Aiken
RP	Ryan Kirkman	UNC Pembroke

### SOUTH ATLANTIC REGION PITCHER OF THE YEAR

Korey Noles, Columbus State

### SOUTH ATLANTIC REGION PLAYER OF THE YEAR

Chad Jacobsen, USC Aiken

# NCAA II REGIONAL SEEDINGS, 1988-1991



## 1988

### SOUTH ATLANTIC

- 1-Armstrong State
- 2-Columbus
- 3-Norfolk State
- 4-Kentucky Wesleyan

### SOUTH

- 1-Florida Southern
- 2-Tampa

### SOUTH CENTRAL

- 1-Delta State
- 2-Central Missouri
- 3-Troy State
- 4-Jacksonville State

### NORTHEAST

- 1-U. Mass.-Lowell
- 2-Quinnipiac
- 3-New Haven
- 4-Mansfield

### NORTH CENTRAL

- 1-Indiana (PA)
- 2-Mankato State
- 3-St. Joseph's (IN)
- 4-Lewis

### WEST

- 1-Cal. State-Sacramento
- 2-Cal. Poly-Pomona

## 1989

### SOUTH ATLANTIC

- 1-Armstrong State
- 2-Northern Kentucky
- 3-Bellarmino

### SOUTH

- 1-Florida Southern
- 2-Tampa
- 3-Rollins

### SOUTH CENTRAL

- 1-North Alabama
- 2-Jacksonville State
- 3-Delta State

### NORTH ATLANTIC

- 1-Slippery Rock
- 2-Norfolk State
- 3-Shippensburg

### NORTHEAST

- 1-New Haven
- 2-Springfield
- 3-Adelphi

### NORTH CENTRAL

- 1-Lewis
- 2-Mankato State
- 3-Southern Indiana

### CENTRAL

- 1-Central Missouri
- 2-SIU-Edwardsville
- 3-N.W. Missouri State

### WEST

- 1-Cal. State-Sacramento
- 2-Cal. Poly-San Luis Obispo
- 3-San Francisco State

## 1990

### SOUTH ATLANTIC

- 1-Armstrong State
- 2-Columbus
- 3-Northern Kentucky

### SOUTH

- 1-Florida Southern
- 2-Rollins
- 3-Tampa

### SOUTH CENTRAL

- 1-Jacksonville State
- 2-Troy State
- 3-Missouri Southern State

### NORTH ATLANTIC

- 1-Indiana (PA)
- 2-Philadelphia Textile
- 3-Norfolk State

### NORTHEAST

- 1-New Haven
- 2-Sacred Heart
- 3-Merimack

### NORTH CENTRAL

- 1-Lewis
- 2-Mankato State
- 3-Ferris State

### CENTRAL

- 1-SIU-Edwardsville
- 2-Central Missouri
- 3-South Dakota State

### WEST

- 1-Cal. State-Northridge
- 2-UC-Riverside
- 3-UC-Davis

## 1991

### SOUTH ATLANTIC

- 1-Armstrong State
- 2-Longwood
- 3-North Alabama

### SOUTH

- 1-Florida Southern
- 2-Tampa
- 3-Florida Tech

### SOUTH CENTRAL

- 1-Delta State
- 2-Jacksonville State
- 3-Troy State

### NORTH ATLANTIC

- 1-Slippery Rock
- 2-Mercyhurst
- 3-Shippensburg

### NORTHEAST

- 1-American International
- 2-U. Mass.-Lowell
- 3-Sacred Heart

### NORTH CENTRAL

- 1-St. Joseph's (IN)
- 2-St. Cloud
- 3-SIU-Edwardsville

### CENTRAL

- 1-Missouri Southern State
- 2-Central Missouri
- 3-Regis (CO)

### WEST

- 1-Cal. Poly-San Luis Obispo
- 2-Sonoma State
- 3-UC-Riverside





# NCAA II REGIONAL SEEDINGS, 1992-1999

## 1992

### **SOUTH ATLANTIC**

- 1-*Armstrong State*
- 2-USC Aiken
- 3-Florida Tech

### **SOUTH**

- 1-Florida Southern
- 2-Tampa
- 3-Valdosta State

### **SOUTH CENTRAL**

- 1-Livingston
- 2-North Alabama
- 3-Columbus

### **NORTH ATLANTIC**

- 1-Mansfield
- 2-Longwood
- 3-Shippensburg

### **NORTHEAST**

- 1-Sacred Heart
- 2-Adelphi
- 3-Springfield

### **NORTH CENTRAL**

- 1-Lewis
- 2-Southern Indiana
- 3-South Dakota State

### **CENTRAL**

- 1-Missouri Southern State
- 2-SIU-Edwardsville
- 3-Missouri-St. Louis

### **WEST**

- 1-Cal. Poly-San Luis Obispo
- 2-Sonoma State
- 3-UC-Riverside

## 1993

### **SOUTH ATLANTIC**

- 1-USC Aiken
- 2-*Armstrong State*
- 3-Francis Marion

### **SOUTH**

- 1-Tampa
- 2-Florida Atlantic
- 3-Rollins

### **SOUTH CENTRAL**

- 1-North Alabama
- 2-Troy State
- 3-Valdosta State

### **NORTH ATLANTIC**

- 1-Slippery Rock
- 2-Mansfield
- 3-Longwood

### **NORTHEAST**

- 1-New Haven
- 2-Springfield
- 3-Adelphi

### **NORTH CENTRAL**

- 1-Southern Indiana
- 2-South Dakota State
- 3-North Dakota

### **CENTRAL**

- 1-Emoria State
- 2-Mesa State
- 3-Missouri-St. Louis

### **WEST**

- 1-UC-Davis
- 2-Cal. Poly-San Luis Obispo
- 3-Cal. Poly-Pomona

## 1994

### **SOUTH ATLANTIC**

- 1-*Armstrong State*
- 2-USC Aiken
- 3-Florida Tech

### **SOUTH**

- 1-Florida Southern
- 2-Tampa
- 3-Valdosta State

### **SOUTH CENTRAL**

- 1-Livingston
- 2-North Alabama
- 3-Columbus

### **NORTH ATLANTIC**

- 1-Mansfield
- 2-Longwood
- 3-Shippensburg

### **NORTHEAST**

- 1-Sacred Heart
- 2-Adelphi
- 3-Springfield

### **NORTH CENTRAL**

- 1-Lewis
- 2-Southern Indiana
- 3-South Dakota State

### **CENTRAL**

- 1-Missouri Southern State
- 2-SIU-Edwardsville
- 3-Missouri-St. Louis

### **WEST**

- 1-Cal. State-San Luis Obispo
- 2-Sonoma State
- 3-UC-Riverside

## 1995

### **SOUTH ATLANTIC**

- 1-Kennesaw State
- 2-Wingate
- 3-Georgia College

### **SOUTH**

- 1-North Florida
- 2-Florida Southern
- 3-Tampa

### **SOUTH CENTRAL**

- 1-Valdosta State
- 2-Delta State
- 3-North Alabama

### **NORTH ATLANTIC**

- 1-Mansfield
- 2-Mercyhurst
- 3-Bloomsburg

### **NORTHEAST**

- 1-U. Mass-Lowell
- 2-St. Rose
- 3-New Haven

### **NORTH CENTRAL**

- 1-St. Joseph's (IN)
- 2-Ashland (OH)
- 3-Lewis

### **CENTRAL**

- 1-Central Missouri
- 2-Missouri Southern
- 3-South Dakota State

### **WEST**

- 1-UC-Riverside
- 2-San Francisco State
- 3-UC-Davis

## 1996

### **SOUTH ATLANTIC**

- 1-Kennesaw State
- 2-Columbus State
- 3-Mount Olive

### **SOUTH**

- 1-Florida Southern
- 2-Tampa
- 3-St. Leo

### **SOUTH CENTRAL**

- 1-Delta State
- 2-Abilene Christian
- 3-Wingate

### **NORTHEAST**

- 1-New Haven
- 2-Adelphi
- 3-Merrimack

### **NORTH CENTRAL**

- 1-St. Joseph's (IN)
- 2-Mercyhurst
- 3-Lewis

### **WEST**

- 1-UC Riverside
- 2-Southern Colorado
- 3-Cal. State Chico

### **CENTRAL**

- 1-Central Missouri State
- 2-Missouri-St. Louis
- 3-Mankato State

### **NORTH ATLANTIC**

- 1-Shippensburg
- 2-Slippery Rock
- 3-West Virginia Wesleyan

## 1997

### **SOUTH ATLANTIC**

- 1-Kennesaw State
- 2-Mount Olive
- 3-Georgia Col.&St.

### **SOUTH**

- 1-Tampa
- 2-Florida Southern
- 3-North Florida

### **SOUTH CENTRAL**

- 1-North Alabama
- 2-Central Oklahoma
- 3-Elon

### **NORTH ATLANTIC**

- 1-Shepherd
- 2-Mansfield
- 3-Slippery Rock

### **NORTHEAST**

- 1-Adelphi
- 2-St. Rose
- 3-Mass-Lowell

### **NORTH CENTRAL**

- 1-Mercyhurst
- 2-SIU-Edwardsville
- 3-Quincy

### **CENTRAL**

- 1-Central Missouri State
- 2-Mankato State
- 3-Pittsburg State

### **WEST**

- 1-Cal. State Chico
- 2-Fort Hays State
- 3-Mesa State

## 1998

### **SOUTH ATLANTIC**

- 1-Kennesaw State
- 2-*Armstrong Atlantic*
- 3-Mount Olive
- 4-Columbus State

### **SOUTH**

- 1-Tampa
- 2-Presbyterian
- 3-Barry
- 4-Florida Southern

### **SOUTH CENTRAL**

- 1-West Georgia
- 2-Texas A&M-Kingsville
- 3-Alabama-Huntsville
- 4-Tarleton State

### **NORTH ATLANTIC**

- 1-Millersville
- 2-Slippery Rock
- 3-West Virginia State
- 4-West Liberty

### **NORTHEAST**

- 1-Mass-Lowell
- 2-Queens
- 3-New Haven
- 4-Bryant

### **NORTH CENTRAL**

- 1-SIU-Edwardsville
- 2-Missouri-St. Louis
- 3-Indianapolis
- 4-St. Joseph's

### **CENTRAL**

- 1-Central Missouri State
- 2-Winona State
- 3-Northern Colorado
- 4-Pittsburg State

### **WEST**

- 1-Fort Hays State
- 2-Cal. State LA
- 3-Cal. State Chico
- 4-Sonoma State

## 1999

### **SOUTH ATLANTIC**

- 1-North Florida
- 2-Mount Olive
- 3-Kennesaw State
- 4-*Armstrong Atlantic*

### **SOUTH**

- 1-Florida Southern
- 2-Carson-Newman
- 3-Saint Leo
- 4-Savannah State

### **SOUTH CENTRAL**

- 1-North Alabama
- 2-SE Oklahoma State
- 3-Delta State
- 4-Alabama-Huntsville

### **NORTH ATLANTIC**

- 1-Kutztown
- 2-West Virginia State
- 3-Slippery Rock
- 4-Shippensburg

### **NORTHEAST**

- 1-Mass-Lowell
- 2-Concordia
- 3-Adelphi
- 4-Merrimack

### **NORTH CENTRAL**

- 1-Quincy
- 2-Ashland
- 3-Indianapolis
- 4-St. Joseph's

### **CENTRAL**

- 1-Central Missouri State
- 2-Minnesota State Mankato
- 3-Pittsburg State
- 4-Rockhurst

### **WEST**

- 1-Mesa State
- 2-Sonoma State
- 3-Cal. State Chico
- 4-Fort Hays State



# NCAA II REGIONAL SEEDINGS, 2000-2006



## 2000

### SOUTH ATLANTIC

- 1-North Florida
- 2-Mount Olive
- 3-GC&SU
- 4-Kennesaw State

### SOUTH

- 1-Tampa
- 2-Florida Southern
- 3-Gardner-Webb
- 4-Saint Leo

### SOUTH CENTRAL

- 1-Abilene Christian
- 2-Delta State
- 3-SE Oklahoma State
- 4-Alabama-Huntsville

### NORTH ATLANTIC

- 1-West Virginia State
- 2-Shippensburg
- 3-Millersville
- 4-Slippery Rock

### NORTHEAST

- 1-Mass-Lowell
- 2-Stonehill
- 3-Concordia
- 4-Saint Rose

### NORTH CENTRAL

- 1-Mercyhurst
- 2-Saginaw Valley State
- 3-Ashland
- 4-Indianapolis

### CENTRAL

- 1-Central Missouri State
- 2-Rockhurst
- 3-Winona State
- 4-Minnesota State Mankato

### WEST

- 1-Cal. State Chico
- 2-Fort Hays State
- 3-Grand Canyon
- 4-Texas Wesleyan

## 2001

### SOUTH ATLANTIC

- 1-North Florida
- 2-Kennesaw State
- 3-GC&SU
- 4-Belmont Abbey

### SOUTH

- 1-Tampa
- 2-Lenoir-Rhyne
- 3-Wingate
- 4-Saint Leo

### SOUTH CENTRAL

- 1-Abilene Christian
- 2-Delta State
- 3-Central Oklahoma
- 4-Alabama-Huntsville

### NORTH ATLANTIC

- 1-Kutztown
- 2-Slippery Rock
- 3-West Virginia State
- 4-Concord

### NORTHEAST

- 1-Mass-Lowell
- 2-New Haven
- 3-Concordia
- 4-Southern Conn. State

### NORTH CENTRAL

- 1-Indianapolis
- 2-Saginaw Valley State
- 3-SIU Edwardsville
- 4-Ashland

### CENTRAL

- 1-Central Missouri State
- 2-Wayne State
- 3-Minnesota State Mankato
- 4-Missouri Southern State

### WEST

- 1-Sonoma State
- 2-St. Mary's
- 3-Southern Colorado
- 4-New Mexico Highlands

## 2002

### SOUTH ATLANTIC

- 1-Kennesaw State
- 2-North Florida
- 3-Columbus State
- 4-GC&SU

### SOUTH

- 1-Tampa
- 2-Florida Southern
- 3-Carson-Newman
- 4-Rollins

### SOUTH CENTRAL

- 1-Abilene Christian
- 2-Delta State
- 3-Central Oklahoma
- 4-Valdosta State

### NORTH ATLANTIC

- 1-West Virginia State
- 2-Shepherd
- 3-Kutztown
- 4-Mansfield

### NORTHEAST

- 1-Concordia
- 2-Mass-Lowell
- 3-Bryant
- 4-Dowling

### NORTH CENTRAL

- 1-Ashland
- 2-Northern Kentucky
- 3-Saginaw Valley State
- 4-Grand Valley State

### CENTRAL

- 1-Central Missouri State
- 2-Nebraska-Omaha
- 3-Minnesota State Mankato
- 4-Pittsburg State

### WEST

- 1-Cal State Chico
- 2-Southern Colorado
- 3-Mesa State
- 4-Grand Canyon

## 2003

### SOUTH ATLANTIC

- 1-North Florida
- 2-Armstrong Atlantic
- 3-Kennesaw State
- 4-Francis Marion

### SOUTH

- 1-Florida Southern
- 2-Tampa
- 3-Presbyterian
- 4-Tusculum

### SOUTH CENTRAL

- 1-Delta State
- 2-Central Oklahoma
- 3-Abilene Christian
- 4-SE Oklahoma State

### NORTH ATLANTIC

- 1-Slippery Rock
- 2-West Chester
- 3-Shippensburg
- 4-Kutztown

### NORTHEAST

- 1-Mass-Lowell
- 2-Dowling
- 3-Franklin Pierce
- 4-New Haven

### NORTH CENTRAL

- 1-Missouri-St. Louis
- 2-Grand Valley State
- 3-Indianapolis
- 4-Ashland

### CENTRAL

- 1-Central Missouri State
- 2-Rockhurst
- 3-Northwest Missouri State
- 4-Minnesota-Duluth

### WEST

- 1-Sonoma State
- 2-Fort Hays State
- 3-Western Oregon
- 4-UC Davis

## 2004

### SOUTH ATLANTIC NORTH CENTRAL

- 1-North Florida
- 1-Ashland
- 2-Pfeiffer
- 2-Grand Valley State
- 3-Columbus State
- 3-Wisconsin-Parkside
- 4-Augusta State
- 4-Northern Kentucky

### SOUTH

- 1-Rollins
- 2-Tampa
- 3-Florida Southern
- 4-Catawba

### SOUTH CENTRAL

- 1-Delta State
- 2-St. Mary's (Texas)
- 3-Southern Arkansas
- 4-Incarnate Word

### NORTH ATLANTIC

- 1-Shippensburg
- 2-West Virginia State
- 3-Kutztown
- 4-West Chester

### NORTHEAST

- 1-Bryant
- 2-Caldwell
- 3-Saint Anselm
- 4-Dowling

### NORTH CENTRAL

- 1-Ashland
- 2-Grand Valley State
- 3-Wisconsin-Parkside
- 4-Northern Kentucky

### CENTRAL

- 1-Central Missouri State
- 2-Wayne State (Neb.)
- 3-Emporia State
- 4-North Dakota

### WEST

- 1-Colorado State-Pueblo
- 2-Cal State Chico
- 3-Mesa State
- 4-Sonoma State

### SOUTH ATLANTIC

- 1-North Florida
- 2-Kennesaw State
- 3-Francis Marion
- 4-USC Aiken

### SOUTH

- 1-Florida Southern
- 2-Tusculum
- 3-Tampa
- 4-Rollins

### SOUTH CENTRAL

- 1-Delta State
- 2-Abilene Christian
- 3-Central Oklahoma
- 4-West Alabama

### NORTH ATLANTIC

- 1-West Virginia State
- 2-West Chester
- 3-Kutztown
- 4-Slippery Rock

### NORTHEAST

- 1-Franklin Pierce
- 2-Southern Conn. State
- 3-Adelphi
- 4-UMass-Lowell

### NORTH CENTRAL

- 1-St. Joseph's (Ind.)
- 2-Wisconsin-Parkside
- 3-Grand Valley State
- 4-Wayne State (Mich.)

### CENTRAL

- 1-Central Missouri State
- 2-Wayne State (Neb.)
- 3-Nebraska-Omaha
- 4-Emporia State

### WEST

- 1-Mesa State
- 2-Cal State Chico
- 3-Western Oregon
- 4-New Mexico Highlands

### NORTHEAST NORTH CENTRAL

- 1-Franklin Pierce
- 1-Grand Valley St.
- 2-New Haven
- 2-N. Kentucky
- 3-UMass-Lowell
- 3-Quincy
- 4-S. Conn. State
- 4-Ashland
- 5-Dominican
- 5-SIU Edwardsville
- 6-Dowling
- 6-Rockhurst

## 2006

### SOUTH ATLANTIC

- 1-GCSU
- 2-Francis Marion
- 3-Columbus State
- 4-AASU
- 5-USC Aiken
- 6-Mount Olive

### SOUTH

- 1-Tampa
- 2-Fla. Gulf Coast
- 3-Catawba
- 4-Florida Southern
- 5-Lynn
- 6-Albany State

### SOUTH CENTRAL

- 1-Abilene Christian
- 2-S. Arkansas
- 3-Montevallo
- 4-West Alabama
- 5-Cent. Oklahoma
- 6-Incarnate Word

### NORTH ATLANTIC

- 1-West Va. State
- 2-Kutztown
- 3-West Chester
- 4-Shepherd
- 5-Ohio Valley
- 6-Pitt.-Johnstown

### CENTRAL

- 1-Emporia State
- 2-Minnesota State
- 3-Neb.-Omaha
- 4-Wayne State
- 5-C. Missouri St.
- 6-Mo. Westrn St.

### WEST

- 1-Western Oregon
- 2-CS Chico
- 3-Mesa State
- 4-CS Los Angeles
- 5-Fort Hays State
- 6-Colo. St.-Pueblo

## 2007

### **SOUTH ATLANTIC**

- 1-Mount Olive
- 2-Columbus State
- 3-GCSU
- 4-*Armstrong Atlantic*
- 5-USC Aiken
- 6-Virginia State

### **SOUTH**

- 1-Tampa
- 2-Tusculum
- 3-Carson-Newman
- 4-Florida Gulf Coast
- 5-Florida Southern
- 6-Stillman

### **SOUTH CENTRAL**

- 1-Ouachita Baptist
- 2-Delta State
- 3-Montevallo
- 4-St. Edward's
- 5-West Florida
- 6-Angelo State

### **NORTH ATLANTIC**

- 1-Kutztown
- 2-West Virginia State
- 3-California (Pa.)
- 4-Slippery Rock
- 5-West Chester
- 6-Shippensburg

### **NORTHEAST**

- 1-Franklin Pierce
- 2-Adelphi
- 3-UMass-Lowell
- 4-Caldwell
- 5-Bryant
- 6-Wilmington

### **NORTH CENTRAL**

- 1-Grand Valley State
- 2-Ashland
- 3-SIU Edwardsville
- 4-Saginaw Valley State
- 5-Southern Indiana
- 6-Drury

### **CENTRAL**

- 1-Minnesota State Mankato
- 2-Central Missouri
- 3-Wayne State (Neb.)
- 4-Emporia State
- 5-Winona State
- 6-Nebraska-Omaha

### **WEST**

- 1-Sonoma State
- 2-Mesa State
- 3-Cal State Los Angeles
- 4-Cal State Chico
- 5-UC San Diego
- 6-Nebraska-Kearney

## 2008

### **SOUTH ATLANTIC**

- 1-Mount Olive
- 2-Columbus State
- 3-USC Aiken
- 4-North Georgia
- 5-Belmont Abbey
- 6-Erskine

### **SOUTH**

- 1-Tampa
- 2-Tusculum
- 3-Catawba
- 4-Florida Tech
- 5-Carson-Newman
- 6-Stillman

### **SOUTH CENTRAL**

- 1-Delta State
- 2-Southern Arkansas
- 3-West Alabama
- 4-Abilene Christian
- 5-Ouachita Baptist
- 6-Texas A&M-Kingsville

### **NORTH ATLANTIC**

- 1-West Chester
- 2-West Virginia State
- 3-Concord
- 4-Pitt.-Johnstown
- 5-Shippensburg
- 6-Kutztown

### **NORTHEAST**

- 1-Franklin Pierce
- 2-Bryant
- 3-Southern Conn. State
- 4-Caldwell
- 5-Dowling
- 6-LIU-C.W. Post

### **NORTH CENTRAL**

- 1-Grand Valley State
- 2-St. Joseph's
- 3-Bellarmino
- 4-Ashland
- 5-Wayne State (Mich.)
- 6-Northern Kentucky

### **CENTRAL**

- 1-Emporia State
- 2-Nebraska-Omaha
- 3-Wayne State (Neb.)
- 4-Central Missouri
- 5-Minnesota State Mankato
- 6-Concordia-St. Paul

### **WEST**

- 1-Sonoma State
- 2-UC San Diego
- 3-Cal State Chico
- 4-Cal State Stanislaus
- 5-Western Oregon
- 6-Nebraska Kearney



## WINS (1983-2008)

1. Florida Southern.....	1144
2. <b>Armstrong Atlantic State</b> .....	<b>1049</b>
3. Delta State.....	1035
4. Tampa.....	1017
5. Central Missouri.....	1010
6. Southeastern Oklahoma St.....	984
7. USC Aiken.....	977
8. Georgia College & State.....	970
9. Southern Arkansas.....	966
10. Columbus State.....	933
11. North Alabama.....	915
12. Emporia State.....	908
13. Fort Hays State.....	875
14. Grand Canyon.....	864
15. Montevallo.....	857

* UC Davis.....	5
Alabama-Huntsville.....	4
Concordia (N.Y.).....	4
Dowling.....	4
Franklin Pierce.....	4
Pittsburg State.....	4
Rockhurst.....	4
Springfield.....	4
Saint Leo.....	4
St. Rose.....	4
Valdosta State.....	4
Wingate.....	4
* Troy State.....	4
* Jacksonville State.....	4
* Cal Poly SLO.....	4

SIU-Edwardsville.....	2
* Cal Poly SLO.....	2
* Sacramento State.....	2
* UC Davis.....	2
* UC Riverside.....	2

## SERIES APPEARANCES (1988-2008)

Central Missouri.....	13
Tampa.....	11
CS Chico.....	7
Delta State.....	6
Florida Southern.....	6
Ashland.....	5
Lewis.....	5
New Haven.....	5
* Kennesaw State.....	5
Adelphi.....	4
Columbus State.....	4
Franklin Pierce.....	4
Kutztown.....	4
Slippery Rock.....	4
* Jacksonville State.....	4
* SIU-Edwardsville.....	4
<b>Armstrong Atlantic State</b> .....	<b>3</b>
Grand Valley State.....	3
Mansfield.....	3
St. Joseph's.....	3
Shippensburg.....	3
* Cal Poly SLO.....	3
* North Florida.....	3
U. Mass.-Lowell.....	2
Missouri Southern.....	2
Missouri St. Louis.....	2
Rollins.....	2
West Virginia State.....	2
* UC Davis.....	2
* UC Riverside.....	2

## REGION TOP SEEDS (1988-2008)

Central Missouri.....	13
Florida Southern.....	10
Delta State.....	8
Tampa.....	8
U. Mass.-Lowell.....	7
* North Florida.....	7
<b>Armstrong Atlantic State</b> .....	<b>5</b>
Abilene Christian.....	4
Franklin Pierce.....	4
Lewis.....	4
North Alabama.....	4
New Haven.....	4
St. Joseph's (Ind.).....	4
Slippery Rock.....	4
Sonoma State.....	4
* Kennesaw State.....	4
Cal State Chico.....	3
Emporia State.....	3
Kutztown.....	3
Mansfield.....	3
West Virginia State.....	3
Ashland.....	2
Columbus State.....	2
Indiana (Pa.).....	2
Mercyhurst.....	2
Missouri Southern State.....	2
Shippensburg.....	2

## REGIONAL APPEARANCES (1988-2008)

Tampa.....	20
Central Missouri.....	19
Florida Southern.....	18
Delta State.....	15
U. Mass.-Lowell.....	13
<b>Armstrong Atlantic State</b> .....	<b>12</b>
Minnesota State Mankato.....	12
Slippery Rock.....	12
Cal State Chico.....	11
New Haven.....	11
Shippensburg.....	11
Ashland.....	10
Columbus State.....	10
* Kennesaw State.....	10
* North Florida.....	10
Grand Valley State.....	9
Kutztown.....	9
Sonoma State.....	9
West Virginia State.....	9
* SIU-Edwardsville.....	9
Abilene Christian.....	8
Mesa State.....	8
Mount Olive.....	8
St. Joseph's (Ind.).....	8
Adelphi.....	7
Central Oklahoma.....	7
Georgia College & State.....	7
Lewis.....	7
Mansfield.....	7
North Alabama.....	7
Colorado State-Pueblo.....	6
Emporia State.....	6
Fort Hays State.....	6
Mercyhurst.....	6
Rollins.....	6
USC Aiken.....	6
Wayne State (Neb.).....	6
West Chester.....	6
* UC Riverside.....	6
Francis Marion.....	5
Indianapolis.....	5
Missouri St. Louis.....	5
Missouri Southern State.....	5
Southern Indiana.....	5
* South Dakota State.....	5

**\* DENOTES SCHOOL IS NOW CLASSIFIED AS NCAA DIVISION I**



The 1989 squad was the No. 1 seed in the South Region and advanced to the DII College World Series.

## AASU RANKINGS IN DII NATIONAL STATISTICS (FROM 1988)

### BATTING

YEAR	RANK	HITS	AT BATS	AVG.
1989	21st	654 (1st)	2035	.321
1990	4th	700 (2nd)	1956	.358
1992	27th	602 (3rd)	1906	.316
1993	4th	666 (2nd)	1971	.338
2001	17th	615 (14th)	1787	.344
2002	17th	641 (13th)	1890	.339
2007	24th	728 (14th)	2167	.336

### PITCHING

YEAR	RANK	G	IP	ER	ERA
1988	6th	54	477.2 (4th)	189	3.56
1989	3rd	60	514.2 (3rd)	168	2.94
1990	4th	56	490.2 (2nd)	157	2.88
1991	2nd	57	496.0 (2nd)	144	2.61
1992	1st	59	495.1 (3rd)	128	2.33
1993	2nd	59	502.0 (3rd)	150	2.69
1994	10th	66	567.2 (1st)	212	3.36
1995	17th	50	419.1 (20th)	159	3.41
1996	10th	54	511.0 (4th)	163	3.16
1998	8th	59	491.0 (4th)	226	4.14
1999	9th	56	469.2 (5th)	183	3.51
2000	17th	54	465.2 (10th)	199	3.85
2001	29th	53	442.2 (15th)	214	4.35
2002	20th	55	470.2 (13th)	195	3.73
2003	2nd	51	431.1 (20th)	130	2.71
2004	14th	56	477.0 (12th)	186	3.51
2005	30th	50	422.1 (32nd)	177	3.77

### FIELDING

YEAR	RANK	PO	ASSISTS	ERRORS	PCT.
1989	6th	1544	794	89	.963
1990	16th	1472	710	91	.960
1991	3rd	1488	705	78	.966
1992	4th	1486	627	79	.964
1993	10th	1506	721	92	.960
1994	28th	1703	711	118	.953
1997	6th	1444	639	85	.961
1998	22nd	1473	593	88	.959
1999	8th	1409	558	74	.964
2000	19th	1397	553	81	.960
2002	28th	1412	540	86	.958
2003	15th	1294	539	69	.964
2006	28th	1534	637	87	.962

### SCORING

YEAR	RANK	G	RUNS	RPG
1988	1st	54	553 (2nd)	10.24
1989	2nd	60	541 (1st)	9.02
1990	1st	56	544 (1st)	9.71
1992	5th	59	502 (2nd)	8.51
1993	1st	59	565 (1st)	9.58
1994	14th	66	571 (3rd)	8.65
2002	39th	55	415 (23rd)	7.50

### SLUGGING PERCENTAGE

YEAR	RANK	G	AB	TB	SLG. PCT.
1990	5th	56	1956	1074 (1st)	.549
1992	10th	59	1906	967 (2nd)	.507
1993	4th	59	1971	1034 (2nd)	.525
1994	25th	66	2198	1071 (4th)	.487
2002	41st	55	1890	930 (13th)	.492

### DOUBLES

YEAR	RANK	G	2B	AVG.
1990	1st	56	140 (1st)	2.50
1992	2nd	59	140 (1st)	2.37
1993	7th	59	136 (1st)	2.31
1994	NR	66	123 (5th)	1.86
2000	t30th	54	115 (19th)	2.13

### TRIPLES

YEAR	RANK	G	3B	AVG.
1990	4th	56	39 (1st)	0.70
1991	23rd	57	19 (10th)	0.33
1992	NR	59	18 (19th)	0.31
1993	31st	59	20 (6th)	0.34
1994	9th	66	38 (2nd)	0.58
2007	9th	62	30 (t5th)	0.48

### HOME RUNS

YEAR	RANK	G	HR	AVG.
1992	6th	59	63 (5th)	1.07
1993	10th	59	64 (3rd)	1.08
1994	NR	66	55 (12th)	0.83
2002	43rd	55	52 (30th)	0.95

### STOLEN BASES

YEAR	RANK	G	SB-SBA	AVG.
1990	16th	56	125-160 (8th)	2.23
1991	18th	57	124-153 (6th)	2.18
1992	13th	59	142-169 (4th)	2.41
1993	NR	59	106-125 (13th)	1.80
1994	22nd	66	149-185 (10th)	2.26
2000	25th	54	110-138 (20th)	2.04
2007	32nd	62	105-131 (18th)	1.69

### DOUBLE PLAYS

YEAR	RANK	G	DP	AVG.
1990	22nd	56	45 (10th)	0.80
1993	21st	59	51 (7th)	0.86
1994	13th	66	65 (1st)	0.98
1997	9th	58	63 (4th)	1.09
2000	28th	54	48 (t21st)	0.89
2002	45th	55	45 (24th)	0.82

### WON-LOSS PERCENTAGE

YEAR	RANK	W-L	PCT.
1988	5th	42-13	.764
1989	7th	43-17	.717
1990	2nd	47- 9	.839
1991	26th	36-21	.632
1992	5th	45-13	.771
1993	1st	45-13	.771
1994	11th	50-15	.765
1999	13th	42-14	.750
2000	31st	37-17	.685
2001	18th	38-15	.717
2003	18th	36-15	.706
2005	24th	34-16	.680
2006	34th	40-18-1	.686

### WINS

YEAR	RANK	WINS
1988	5th	42
1989	3rd	43
1990	3rd	47
1991	5th	36
1992	2nd	45
1993	1st	45
1994	3rd	50
1998	14th	38
1999	11th	42
2000	23rd	37
2001	19th	38
2003	t22nd	36
2005	t25th	36
2006	t25th	40
2007	t29th	39

### AASU AS NCAA II NATIONAL STATISTICAL LEADERS:

- 1980 - Earned Run Average (2.23)
- 1988 - Final National Poll Ranking
- 1989 - Final National Poll Ranking
- 1989 - Most Runs (541)
- 1989 - Most Hits (654)
- 1990 - Runs, Average (9.71)
- 1990 - Most Runs (544)
- 1990 - Doubles, Average (2.50)
- 1990 - Most Doubles (140)
- 1990 - Most Triples (39)
- 1990 - Most Total Bases (1,074)
- 1992 - Most Doubles (140)
- 1992 - Earned Run Average (2.33)
- 1993 - Most Runs (565)
- 1993 - Runs, Average (9.58)
- 1994 - Most Double Plays (65)
- 2002 - Total Attendance (14,516)



## HITTING

### BATTING

YEAR/RANK	PLAYER	AB-HITS	AVG.
1990 33rd	Marv Ellis	79-195 (15th)	.405
1990 37th	Chad Armstrong	97-241 (4th)	.4025
1990 41st	Steve Russell	92-229 (15th)	.4017
1992 10th	Roman Miestowski	101-227 (2nd)	.445
2002 61st	David Harriman	94-228 (16th)	.412

### RUNS BATTED IN

YEAR/RANK	PLAYER	G	RBI	AVG.
1988 2nd	Mike Mitchener	53	82 (1st)	1.55
1992 3rd	Eric Chavez	59	82 (3rd)	1.39
1993 13th	John Booker	58	69 (3rd)	1.19
1993 16th	Chris Milisits	58	67 (4th)	1.16
1994 9th	Tony Kunka	65	86 (4th)	1.32
2002 22nd	David Harriman	55	69 (t11th)	1.25

### HOME RUNS

YEAR/RANK	PLAYER	G	HR	AVG.
1988 12th	Mike Mitchener	53	16 (8th)	0.30
1992 3rd	Eric Chavez	59	21 (1st)	0.36
1993 26th	John Booker	58	15 (10th)	0.26
1994 NR	Tony Kunka	65	15 (9th)	0.23
1999 18th	Travis Oglesby	56	19 (t10th)	0.34

### TRIPLES

YEAR/RANK	PLAYER	G	3B	AVG.
1988 14th	Mike Mitchener	53	7 (7th)	0.13
1989 12th	Chad Armstrong	58	6 (7th)	0.10
1989 12th	Brad Squibb	58	6 (7th)	0.10
1990 6th	Chad Armstrong	56	9 (3rd)	0.16
1990 10th	Brad Squibb	56	8 (5th)	0.14
2002 32nd	Chris Boanen	55	6 (t15th)	0.11

### DOUBLES

YEAR/RANK	PLAYER	G	2B	AVG.
1993 24th	Chris Milisits	58	22 (2nd)	0.38

### RUNS

YEAR/RANK	PLAYER	G	R	AVG.
1990 3rd	Chad Armstrong	56	77 (2nd)	1.38
1990 4th	Brad Squibb	56	75 (4th)	1.34
1992 14th	Roman Miestowski	58	72 (4th)	1.24
1993 9th	Steve Young	58	72 (1st)	1.24
1993 18th	Jay Sheppard	59	69 (2nd)	1.17

### WALKS

YEAR/RANK	PLAYER	G	BB	AVG.
1990 8th	Jeff Hanna	50	43 (9th)	0.86
1990 9th	Brad Squibb	56	48 (3rd)	0.86
1990 18th	Chad Armstrong	56	44 (8th)	0.79
1993 5th	Steve Young	58	63 (1st)	1.09
1993 8th	John Booker	58	55 (3rd)	0.95
1994 9th	Deron Spink	65	61 (1st)	0.94
1994 20th	Tony Kunka	65	55 (2nd)	0.85
1995 20th	Mark Todd	50	45 (11th)	0.90
1999 18th	Travis Oglesby	56	48 (t8th)	0.86
2003 20th	Stacy Bennett	51	38 (t15th)	0.75
2006 11th	Pete Gundoloff	54	45	0.83
25th	Sean Hotzak	59	42	0.71

### SLUGGING PERCENTAGE

YEAR/RANK	PLAYER	AB	TB	PCT.
1992 11th	Eric Chavez	217	167 (2nd)	.770

### STOLEN BASES

YEAR/RANK	PLAYER	G	SB	AVG.
1988 9th	Calvain Culberson	54	42 (3rd)	0.78
1989 25th	Danny Moore	57	29 (13th)	0.51

## PITCHING

### EARNED RUN AVERAGE

YEAR/RANK	PLAYER	IP	ER	ERA
1989 4th	Chuck Thompson	89.2	18	1.81
1989 16th	Mike Ewing	52.0	13	2.25
1989 22nd	Bill Schmidt	41.1	11	2.40
1990 27th	Paul Krafft	80.2	22	2.45
1991 2nd	Bill Schmidt	60.1	9	1.34
1991 21st	Mark Ewing	76.1	18	2.12
1992 3rd	Daryle Gavlick	100.0	13	1.17
1992 29th	Craig Bradshaw	63.2	16	2.26
1993 8th	Daryll Boyd	80.1	16	1.79
1993 36th	Gregg Thomas	91.1	27	2.66
1993 49th	Larry Vrtiska	63.1	20	2.84
1994 43nd	Clint Brooks	86.0	26	2.72
1995 39th	Doug Louthan	62.2	17	2.44
1996 3rd	Jeff Agard	78.0	9	1.04
1998 7th	Jeremy Wedel	114.0	26	2.05
2002 63rd	Mike Roga	110.0	35	3.00
2003 51st	Curtis Morrison	82.2	24	2.61

### STRIKEOUTS PER 9 INNINGS

YEAR/RANK	PLAYER	IP	K's	AVG.
1989 10th	Bill Schmidt	41.1	48	10.5
1989 14th	Mike Ewing	52.0	54	9.3
1990 15th	Rick Sawyer	71.1	76	9.6
1991 15th	Craig Bradshaw	77.2	82	9.5
1992 6th	Daryle Gavlick	100.0	124 (1st)	11.2
1993 13th	Daryll Boyd	80.1	88	9.9
1998 xxx	Jeremy Wedel	114.0	116 (4th)	xxx
2003 19th	Curtis Morrison	82.2	94	10.2
2005 23rd	Chase Leatherwood	93.0	102	9.9

### WINS

YEAR/RANK	PLAYER	W-L
1988 4th	Bill Gearhart	12-3
1990 17th	Paul Krafft	10-1
1992 5th	Daryle Gavlick	11-1
1992 16th	Craig Bradshaw	9-1
1994 10th	Larry Vrtiska	11-2
1998 14th	Jeremy Wedel	10-2
1999 10th	Adam Bernero	11-3
2000 t21st	Jason Ackley	10-2
2002 t22nd	Mike Roga	10-4
2003 t3rd	Jon Dobyns	12-2
2003 t11th	Jeremy Olson	10-4
2005 t6th	Jon Troop	11-5
2007 32nd	Austin Ducey	9-0

### SAVES

YEAR/RANK	PLAYER	SAVES
1990 4th	Mike Ewing	8
1991 7th	Bill Schmidt	7
1991 17th	Jon Boothe	5
1991 17th	Bret Donovan	5
1992 2nd	Russell Williams	8
1992 9th	Biddy Garza	6
1994 5th	Scot Donovan	8
1995 9th	Doug Louthan	8
1999 t3rd	Chris Humrict	10
2002 t33rd	Zach Shelnuh	6
2005 t6th	Matt Nalutka	12
2007 17th	Truman Marek	9
2008 28th	Brandon McCreery	7

### PIRATES AS NCAA II NATIONAL STATISTICAL LEADERS:

- 1986 - Charlie Broad, 26 2B (yr)
- 1992 - Daryle Gavlick, 124 strikeouts (yr)
- 1993 - Steve Young, 72 runs (yr)
- 1993 - Steve Young, 63 walks (yr)
- 1994 - Deron Spink, 61 walks (yr)
- 1994 - Deron Spink, 30 hp (yr)
- 2002 - David Harriman, 41-game hit streak (yr)
- 2008 - Juan Dorado, 20 sacrifice hits (0.4/gm) (yr)






# AASU ATHLETIC HALL OF FAMERS



**CHAD ARMSTRONG (2000)**  
Two-time All-America in 1989 and 1990, Chad led the Pirates to two No. 1 rankings. The epitome of a leadoff hitter, Armstrong reached base in all 56 games the Pirates played in 1990.



**CHARLIE BROAD (1995)**  
The first player to have his number retired (#13), Charlie concluded a four-year career in 1987 with 25 school records and still is the Pirates' all-time leader in career hits, runs scored and runs batted in.

**TOMMY BUMGARDNER (1999)**  
AASU's all-time leader in innings pitched, Tommy's 11 career shutouts are still the second most in NCAA Division II history. AASU's second baseball All-America honoree, Tommy pitched from 1973-76.



## TOMMY & BOBBY CANNON (2000)



Two-sport stars (basketball) for the Pirates in 1966 and 1967, Tommy and Bobby were each All-Conference honorees in 1967.




**CHUCK CHRISTOPHER (2002)**  
AASU's all-time strikeout leader, Christopher pitched from 1985-1987, facing primarily Division I competition, and compiled a 27-9 career record. He still holds eight current AASU pitching records.



**BILL GEARHART (1997)**  
The only AASU player to be drafted twice, Bill pitched for the Pirates in 1987 and 1988, compiling a 22-3 career record. He was the Big South Conference's Pitcher of the year in 1987 when he went 10-0.

**DANA HARDING (2001)**  
The Pirates' most decorated power hitter, Dana played in 1987 and 1988 and still holds the AASU record for most home runs in a career (39) and season (28). DII All-America honoree in 1988.



## MARK MAMALAKIS (2001)

A 16-year-old freshman in 1970, Mark played four years for the Pirates and was the team MVP in 1971 and an NAIA All-District player in 1973. He still holds the record for steals in one game (7).



**STEVE MCNEILL (1998)**  
AASU's first All-America baseball player, Steve earned honorable mention All-America honors in 1973 and still holds the school record for best batting average in a single season (.451, 1972).




**MIKE MITCHENER (1996)**  
The highest draft pick ever in AASU history, Mitchener left the Pirates as a junior in 1988 after being taken in the third round by the Chicago White Sox. First-team DII All-America honoree in 1988 and his #25 was retired in 2004.

**DANNY SIMS (1995)**  
Two-sport star and President's Cup winner as a senior in 1968, leading the Pirates in hitting (.322). Danny played basketball and baseball while AASU made the transition from junior college to four-year school.



## DR. ROY SIMS (1996)

Long-time coach and administrator for Armstrong, Dr. Sims coached the baseball team from the late 50s to 1967, then served as the Athletic Director twice, from 1955-67 and 1977-86.



**BRAD SQUIBB (2004)**  
Two-time All-America first baseman for the Pirates in 1989-90, Squibb helped the Pirates to two World Series appearances and still holds the NCAA record for total bases in a postseason game (15).



**TONY YEOMANS (2003)**  
A four-year standout for the Pirates from 1981-84, Yeomans was a career .325 hitter who still holds six hitting records at AASU, including most games played and at-bats.



# ADAM BERNERO: AASU'S FIRST MAJOR LEAGUER



*(Excerpts from L.A. Times story "From Freckles to Faastballs: Making It To 'The Show'" by Robin Abcarian; August 6, 2000)*

Adam Bernero was once a little boy with red hair and freckles, watching baseball games, fantasizing in the stands about being out there on the mound, under the stadium lights, striking out the sluggers, one-two-three, boom.

On Tuesday night in Anaheim, Bernero, a long-limbed and graceful 23-year-old, stood on the mound in the glare of the lights, wearing the subtle gray road uniform of a Detroit Tiger. Called up from the Toledo Mud Hens so fast his name wasn't even in the printed program, he struck out his first major league hitter, the Angels' Darin Erstad, one, two . . . well, actually, it took nine of Adam's versatile pitches.

In a middling seat somewhere between the Tigers' dugout and the concession stand, sat a little boy with red hair and freckles happily watching Bernero's abrupt major league debut. Scattered around the boy—who was looking forward to meeting the pitcher later, because after all, someone like Adam sure makes it easier to have red hair and freckles when you're a kid—were those who love Adam Bernero most, his mother, his father, his first stepmother and her second husband, his second and current stepmother, his aunts, step-aunts, uncles, step-uncles, grandparents, step-grandparents, his agent, his college pitching coach, his old girlfriend and his new girlfriend, all of them watching some version of their own dreams come true before their very eyes.

Yes, you do almost need a scorecard to figure out this 21st century American family. And if life seemed complicated before for Adam Bernero, what with so many households containing people who consider him a son, think of how it will be now that he is pitching in the bigs, with an annual salary that, fast as one of his 95 mph pitches, has zoomed from \$8,000 to \$200,000. The speed of his ascent from farm leagues to majors—14 months—is rare, even at a time when the ranks of respectable pitchers are painfully thin.

Always big for his age, Adam, at 6 feet 4, is a broad-shouldered, narrow-hipped, 204-pound hunk. As if his life weren't dramatic enough right now, a subplot was churning as the two girlfriends, tall and gorgeous young women, one blond, one brunette, not only hung



**BERNERO WAS THE SECOND FASTEST PLAYER FROM THE 1999 SIGNING CLASS TO REACH THE MAJOR LEAGUES WHEN HE MADE HIS DEBUT FOR THE DETROIT TIGERS ON AUGUST 1, 2000, PITCHING 5.2 INNINGS AGAINST THE ANAHEIM ANGELS. BERNERO HAS APPEARED IN 146 CAREER GAMES.**

on every one of the 77 pitches he hurled through five-plus innings, but found themselves in uncomfortable proximity, repelling each other like two identical magnetic poles. They hardly looked at each other as they waited for the young man to return to the DoubleTree hotel for a postgame family bash.

Waited and waited, actually.

Although the game ended around 10:30 p.m., Adam, who grew up in Sacramento, was delayed. The team shuttle, it seems, had driven off from Edison Field, leaving the starting pitcher behind. Long after everyone expected Adam, his old girlfriend's cell phone rang.

"Can someone give me a ride?" he pleaded. Everything else he imparted during the call, 21-year-old April Crow of Savannah, Ga., said succinctly as she drove off with Adam's agent and college coach to fetch him, "is between me and Adam."

\*\*\*

"The story he'll be stuck with," said Susan, "is that he signed his first

contract on a napkin."

It's a rather romantic story, really, and one that, as it turns out, is true. As Adam's college pitching coach tells it, he, Adam and a Tigers scout named Gary York were having dinner after a college tournament in Florida last year. York was anxious to get a commitment from Adam, a fifth-year senior, since other teams, notably the Braves, were sniffing around.

York didn't have a contract with him, said Calvin Culberson, assistant baseball coach at Armstrong Atlantic State University in Savannah, Ga. "So he took a napkin and said, 'This isn't real legal like, but it'll do for now.'" York, he said, wrote "something like, 'I, Adam Bernero, agree to sign with the Detroit Tigers ... here at this Denny's in Jacksonville, Fla., and we agree to set a fee of \$8,000.'" York had offered \$6,000; Culberson suggested the higher amount.

"Mr. York slid him the napkin and Adam signed it and he said, 'Congratulations, you're a Detroit Tiger.'"

Culberson, who kept his promise to Adam that he'd be there for his major league debut, said his biggest challenge with Adam was convincing him that the major leagues were within his grasp.

"I told him this last night," Culberson said Wednesday, "the only thing you gotta realize now is that you belong here."

## ADAM BERNERO'S CAREER MAJOR LEAGUE STATISTICS

Year	GP-GS	W-L	Svs	CG	IP	H	R	ER	BB	SO	ERA
2000	12-4	0-1	0	0	34.1	33	18	16	13	20	4.19
2001	5-0	0-0	0	0	12.1	13	13	10	4	8	7.30
2002	28-11	4-7	0	0	101.2	128	74	70	31	69	6.20
2003	49-17	1-14	0	0	133.1	137	90	80	54	80	5.87
2004	16-2	1-1	0	0	32.3	36	20	20	17	21	5.57
2005	36-0	4-3	0	0	47.0	61	35	34	12	37	6.51
2006	4-3	1-1	0	0	15.0	22	10	10	2	12	6.00
<b>7 Years</b>	<b>146-34</b>	<b>10-26</b>	<b>0</b>	<b>0</b>	<b>361.0</b>	<b>408</b>	<b>250</b>	<b>237</b>	<b>119</b>	<b>198</b>	<b>5.82</b>

OF THE 1999 PROFESSIONAL SIGNEDS, BERNERO WAS THE SECOND QUICKEST TO THE MAJORS



## PIRATES WHO HAVE SIGNED PROFESSIONAL CONTRACTS

# - Still Active

! - Reached Major Leagues

1982 Warren Bachmann.....	Drafted by Atlanta	1999 Travis Oglesby .....	Drafted by Arizona
1983 Keith Jones.....	Signed by Atlanta	Chris Humrich .....	Drafted by Montreal
1984 Mike Smiciklas .....	Signed by Atlanta	Adam Bernero # !.....	Signed by Detroit
1985 J.D. Scott.....	Signed by St. Louis	Quinn Uzelman .....	Signed, Independent
1986 Mickey Peyton.....	Drafted by Pittsburgh	2000 Kevin Bullard .....	Signed by Arizona
Jim Falzone .....	Drafted by Milwaukee	Jason Olson .....	Drafted by Los Angeles
1987 Bill Gearhart.....	Drafted by San Francisco	Jimmy LaRose .....	Signed, Independent
1988 Calvin Culberson.....	Drafted by Atlanta	Ray Castillo .....	Signed, Independent
Bill Gearhart.....	Drafted by Houston	2001 Bryan Beckmann .....	Signed, Independent
Mike Mitchener.....	Drafted by Chicago (AL)	Haydn Chinn .....	Signed, Independent
1989 Mark Wagenhauser.....	Signed by Pittsburgh	Ross Koenig .....	Signed by Detroit
1990 Larry Owens.....	Drafted by Atlanta	Simon Stoner .....	Signed, Independent
Jeff Pasquale .....	Signed by St. Louis	2002 Brian Allen .....	Signed, Tampa Bay
Rick Sawyer.....	Signed by Cleveland	David Harriman .....	Drafted by Oakland
Steve Russell.....	Signed, Independent	Mick Jordan .....	Drafted by Los Angeles
Darren Lynam.....	Signed, Independent	Kirk Nordness .....	Drafted by Oakland
1991 Bret Donovan.....	Signed by Boston	Mike Roga .....	Drafted by Toronto
John Crowther.....	Drafted by Toronto	2003 Josh Allan .....	Signed, Florida
1992 Eric Chavez .....	Signed by Baltimore	Stacy Bennett .....	Drafted by NY Mets
Daryle Gavlick.....	Drafted by Chicago (NL)	Andrew Graham #.....	Drafted by Detroit
Craig Bradshaw.....	Signed by Atlanta	2004 Marcus Barriger .....	Drafted, Tampa Bay
1993 John Booker .....	Signed, Independent	Jon Dobyns #.....	Signed, Tampa Bay
Chris DeClue.....	Signed, Independent	Zach Shelnett .....	Signed, Independent
1994 Matt Chambers.....	Signed, Independent	Josh Tallent .....	Signed, Philadelphia
Scott Donovan.....	Drafted by Cleveland	2005 Jon Troop # .....	Signed, Independent
Scott DeHaven .....	Signed, Independent	Chris Webb .....	Signed, Independent
Tony Kunka.....	Signed, Independent	Rob Recuenco #.....	Signed, Independent
Chris Tidwell.....	Signed, Independent	Leon Boyd #.....	Signed, Independent
1995 Richard Ernst .....	Signed by Texas	2006 Matt Nalutka.....	Signed, Independent
Mike Hopper .....	Signed, Independent	Chase Leatherwood .....	Signed, Independent
Sam DeAlba.....	Signed, Independent	2007 Jeremy Horst #.....	Drafted, Cincinnati
Doug Louthan .....	Signed, Independent	Truman Marek .....	Signed, Independent
1996 Kenny Hook .....	Signed, Independent	Tyler Evans .....	Signed, Houston
Michael Kleinpeter.....	Signed, Independent	2008 Brad Bohannon .....	Signed, Independent
1997 Scott Harrell .....	Signed by Cincinnati		
1998 Doug Sessions .....	Drafted by Houston		
Jeremy Wedel .....	Drafted by Philadelphia		
Mark Copeland.....	Signed, Independent		



**CALVIN CULBERSON**

### DOUG SESSIONS



**Doug Sessions**



**DUSTIN MCGOWAN**





Historic Savannah, Georgia, is located on the Atlantic Coast, at the confluence of the Savannah River and the Atlantic Ocean. Throughout its history, there has been one adjective consistently used to describe Savannah: beautiful.

The reason? There's something about the unique beauty of Savannah that cannot be forgotten. Streets with canopies of moss-laden trees are honored venues for scores of historic homes. The town squares that Savannah's founding father, James Oglethorpe, laid out as public meeting places are now treasured "pocket parks" located throughout the downtown area.

A renovated waterfront area serves as the hub for shopping and entertainment. Nearby sandy beaches draw streams of visitors with persistent cool breezes and the endless lure of the rolling sea. Finally, there's an indescribable - but readily discernible - feeling in the air that pervades Savannah, a kind of "laid back" approach to the world, a "rootedness" that makes living or working in Savannah an experience second to none.

By way of affirmation, *Le Monde*, the leading French newspaper, called Savannah "the most beautiful city in North America."

Savannah has recently captured the imagination of a nation through its history and its appearance in several feature films, including "Glory," "Forrest Gump," "Something to Talk About," "Gator," "Midnight In The Garden of Good and Evil," "The General's Daughter," and "Forces of Nature." Also, Savannah hosted the yachting events of the 1996 Summer Olympics. As a result, tourism has become one of the leading industries in the area.

Savannah hosts over six million tourists each year. Tourism impacts the Savannah area by over \$634 million. The city boasts over 7,000 rooms and more than 100 restaurants as folks have learned that Savannah is more than just a



convenient rest stop on the interstate to Florida.

The climate of Savannah features warm, and sometimes hot, weather for most of the year. There are seven months in which the average temperature is 70 degrees or higher. The lowest average high is in January at 60.3 degrees.

The population in Savannah is roughly 130,000 and Chatham County is the fifth most populous county in the state of Georgia.

Savannah also sits centrally located to some of the southeast's finest beaches. Tybee Island, located less than 30 minutes from Armstrong Atlantic State's campus, offers six miles of unspoiled sands, tempting seafood and gracious accommodations. Resort areas such as Hilton Head, South Carolina, are less than one hour away and provide even more relaxing getaway options.

Whether it's the lure of historical settings, the friendliness of a southern community or the beautiful climate of southeast Georgia, Savannah is the place for you.






# ALL-AMERICAN HONOR ROLL



**Mike Mitchener**  
1988-1st Team-DH



**Bill Gearhart**  
1988-1st Team-P



**Dana Harding**  
1988-3rd Team-3B



**Calvin Culberson**  
1988-HM-OF



**Chad Armstrong**  
1989-1st Team-OF



**John Middlebrooks**  
1989-HM-C



**Steve Russell**  
1989-HM-2B



**Brad Squibb**  
1989-HM-1B



**Chuck Thompson**  
1989-HM-P




**Chad Armstrong**  
1990-2nd Team-OF



**Paul Krafft**  
1990-3rd Team-P



**Steve Russell**  
1990-3rd Team-2B



**Brad Squibb**  
1990-3rd Team-1B



**John Middlebrooks**  
1990-HM-3B



**Larry Owens**  
1990-HM-P



**Eric Chavez**  
1991-3rd Team-3B



**Bret Donovan**  
1991-HM-P



**Pete Richter**  
1991-HM-OF




**Bill Schmidt**  
1991-HM-P



**Eric Chavez**  
1992-1st Team-3B



# ALL-AMERICAN HONOR ROLL



**Daryle Gavlick**  
1992-1st Team-P



**Roman Miestowski**  
1992-1st Team-1B



**Steve Young**  
1992-2nd Team-OF



**Chris Militsis**  
1993-2nd Team-C



**Scott DeHaven**  
1993-3rd Team-OF



**John Booker**  
1993-3rd Team-1B




**Steve Young**  
1993-HM-OF



**Daryll Boyd**  
1993-HM-P




**Larry Vrtiska**  
1993-HM-P




**Dave McLaughlin**  
1994-1st Team-OF




**Tony Kunka**  
1994-3rd Team-OF



**Chris Tidwell**  
1994-HM-P



**Doug Louthan**  
1995-HM-P



**Jeff Agard**  
1996-HM-P



**Jeremy Wedel**  
1998-3rd-P



**David Harriman**  
2002-1st-C



**Jon Dobyms**  
2003-1st-P



**Matt Nalutka**  
2005-1st-RP



**Jon Troop**  
2005-HM-P



**Truman Marek**  
2006-HM-OF



**Truman Marek**  
2007-HM-OF



**Josh Wilson**  
2008-HM-OF



## 2008 PEACH BELT CONFERENCE FINAL STANDINGS

SCHOOL	PBC	HOME	AWAY	OVERALL	HOME	AWAY	NEUTRAL
Columbus State	19-8 .704	11-4	8-4	43-19 .696	22-5	18-11	4-3
USC Aiken	18-9 .667	9-6	9-3	47-17 .734	32-12	13-5	2-0
Francis Marion	16-11 .593	7-5	9-6	34-20 .630	16-10	17-8	1-2
North Georgia	16-11 .593	11-4	5-7	41-21 .661	24-11	13-9	4-1
GCSU	15-12 .556	6-6	9-6	33-24 .579	18-12	15-10	0-2
<i>Armstrong Atlantic State</i>	<i>14-13 .519</i>	<i>7-5</i>	<i>7-8</i>	<i>27-23 .540</i>	<i>20-9</i>	<i>7-13</i>	<i>0-1</i>
UNC Pembroke	14-13 .519	8-7	6-6	33-23 .589	21-10	11-11	1-2
Augusta State	9-18 .333	7-11	2-7	28-27 .509	20-14	8-13	0-0
Georgia Southwestern	7-20 .259	4-8	3-12	17-34 .333	10-13	6-21	1-1
Lander	7-20 .259	3-9	2-13	20-33 .377	12-15	6-17	2-1

## 2008 PEACH BELT CONFERENCE STATISTICAL LEADERS

BATTING	AB	H	AVG.
Chad Jacobsen, USCA	246	108	.439
<i>Josh Wilson, AASU</i>	<i>211</i>	<i>86</i>	<i>.408</i>
Rob Flanigan, NGA	226	91	.403
Jonnie Geiger, CSU	263	103	.392
Justin Greene, FMU	203	78	.384
Brandon Masters, CSU	235	90	.383
Shannon Wilkerson, ASU	213	81	.380
Rodney Rutherford, CSU	241	90	.373
Jason Morales, UNCP	230	85	.370
Bryson Smith, ASU	153	56	.366

HOME RUNS	HR
Rodney Rutherford, CSU	26
Chad Jacobsen, USCA	22
Rob Flanigan, NGA	20
Ken Raborn, USCA	17
Shannon Wilkerson, ASU	16
Jason Morales, UNCP	15
Keith Whitman, UNCP	14
<i>Joey Davis, AASU</i>	<i>13</i>
Gary Owens, USCA	12
Josh Bentley, UNCP	11

TRIPLES	3B
Greg Phelps, FMU	7
Bryson Smith, ASU	5
Nick Aranas, USCA	5
Trent Knight, FMU	4
Andrew Evans, GCSU	4
Cody McMorris, USCA	4
Nine tied with	3

RBI	RBI
Rodney Rutherford, CSU	89
Chad Jacobsen, USCA	80
Jason Morales, UNCP	78
Rob Flanigan, NGA	74
Ken Raborn, USCA	69
Derek Johns, GCSU	62
Gary Owens, USCA	61
Thomas Morrison, CSU	58
Nick Aranas, USCA	57
Shannon Wilkerson, ASU	57

DOUBLES	2B
Craig Brisson, NGA	22
Chad Jacobsen, USCA	21
Nick Aranas, USCA	21
Pete Paris, GCSU	20
Thomas Morrison, CSU	19
Brandon Masters, CSU	18
Andre Airich, NGA	18
Jason Morales, UNCP	18
Brooks Robinson, GCSU	18
Shannon Wilkerson, ASU	18

STOLEN BASES	SB
Jonnie Geiger, CSU	39
Cody McMorris, USCA	30
Brandon Masters, CSU	29
Gabe McCann, Lander	24
Craig Brisson, NGA	24
Danny McCorkell, GCSU	20
Josh Tate, NGA	19
Jon-Jon Mirra, UNCP	19
AJ Nunziato, Lander	17
Sean Harrell, GCSU	17

STRIKEOUTS	IP	SO	K/9
Korey Noles, CSU	119.2	129	9.70
Danny Davidson, CSU	107.2	129	10.78
Scott Wandless, USCA	111.1	125	10.10
Chris Curtis, NGA	117.0	91	7.00
David Walters, FMU	92.2	91	8.84
Anthony Arrington, CSU	104.0	84	7.27
Daniel Hinchberger, LU	89.2	84	8.43
Justin Yow, UNCP	86.2	73	7.58
Peden Rucker, USCA	101.2	69	6.11
Jeff Chase, AASU	79.0	68	7.75

WINS	IP	W-L	PCT.
Korey Noles, CSU	119.2	13-0	1.000
Peden Rucker, USCA	101.2	11-1	.917
Chris Curtis, NGA	117.0	9-3	.750
Scott Wandless, USCA	111.1	9-3	.750
David Walters, FMU	92.2	9-4	.692
Anthony Arrington, CSU	104.0	8-5	.615
6 tied with 7 wins			

SAVES	IP	ERA	Svs
Zach Farry, FMU	55.1	3.58	13
Ryan Kirkman, UNCP	50.0	2.88	11
Michael Newman, GCSU	62.0	3.77	10
Brandon McCreery, AASU	43.1	1.45	7
Jacob Rickett, NGA	29.1	4.30	4
Gary Owens, USCA	13.1	0.68	4
Gary Reeder, GSW	33.0	2.73	4
7 tied with 3 saves			

EARNED RUN AVERAGE	GP	W-L	IP	R	ER	ERA
Korey Noles, CSU	15	13-0	119.2	31	23	1.73
Chris Curtis, NGA	16	9-3	117	50	36	2.77
Danny Davidson, CSU	16	7-4	107.2	48	36	3.01
Shawn Bumgarner, UNCP	22	6-1	82.2	38	28	3.05
Anthony Arrington, CSU	15	8-5	104.0	46	37	3.20
Scott Wandless, USCA	16	9-3	111.1	53	41	3.31
Josh Bagley, UNCP	13	7-2	77.1	41	29	3.38
Peden Rucker, USCA	16	11-1	101.2	57	39	3.45
Erik Sommerville, FMU	15	6-3	65.0	30	25	3.46
Zach Farry, FMU	28	4-1	55.1	26	22	3.58



## 1992

TEAM	PBC	W-L
1. <i>Armstrong State #</i>	<i>11-1-1</i>	<i>45-13-1</i>
2. USC Aiken #	10-2-1	45-15-1
3. USC Spartanburg	7-8	20-22
4. Columbus #	6-9	32-23
5. Augusta	5-10	25-26
6. Georgia College	3-12	24-29
* Francis Marion	0-0	30-13

\* Not eligible for conference title  
# NCAA tournament participant

### ALL-PBC

- 1B *Roman Miestowski, ASC*
- 2B Chris Hodge, AC
- 3B *Eric Chavez, ASC*
- SS Ronnie Barnes, AC
- DH Jamie Miller, AC
- C Dave Hieb, USCA
- OF Rob Holderbaum, USCA
- Pete Richter, ASC*
- Doug Ternik, CC
- Steve Young, ASC*
- UI Chris Dorsey, USCA
- P *Daryle Gavlick, ASC*
- Rusty Kea, GC
- Keith Linebarger, CC
- Sam McCollum, USCA

### PLAYER OF THE YEAR

*Eric Chavez, ASC*

### PITCHER OF THE YEAR

*Daryle Gavlick, ASC*

### COACH OF THE YEAR

*Joe Roberts, ASC*

## 1992

### PLAYER OF THE WEEK

- Mar 18 Rusty Kea, GC
- Mar 25 *Mark Ewing, ASC*
- Apr 1 Shane Johnson, USCS
- Apr 7 *Eric Chavez, ASC*
- Apr 15 *Roman Miestowski, ASC*
- Apr 22 Dave Hieb, USCA
- Apr 29 *Eric Chavez, ASC*
- May 7 *Eric Chavez, ASC*

## 1993

TEAM	PBC	W-L
1. <i>Armstrong State #</i>	<i>14-3-1</i>	<i>45-13-1</i>
2. USC Aiken #	13-7	46-18
3. Francis Marion #	13-8	28-15
4. Columbus	10-8	22-25
5. Augusta	9-11	26-26
6. Georgia College	7-13	20-26
7. Pembroke State	7-14	23-30
8. USC Spartanburg	4-13-1	15-25-1
* Kennesaw State	0-0	36-16

\* Not eligible for conference title  
# NCAA tournament participant

### ALL-PBC

- 1B *John Booker, ASC*
- 2B Chris Hodge, AC
- 3B Tom Estep, FMU
- SS Doug Ternik, CC
- DH Ty Stott, USCS
- C *Chris Milisits, ASC*
- OF *Steve Young, ASC*
- Scott DeHaven, ASC*
- Kurt Venneman, USCA
- Ed Evans, CC
- UI Steve Wilfing, FMU
- P Bryan Ward, USCA
- Daryll Boyd, ASC*
- Chris Locane, FMU
- Tony Locey, CC

### PLAYER OF THE YEAR

Chris Hodge, AC

### PITCHER OF THE YEAR

*Daryll Boyd, ASC*

### COACH OF THE YEAR

Gary Gilmore, USCA

## 1993

### PLAYER OF THE WEEK

- Mar 15 *John Booker, ASC*
- Mar 22 *John Booker, ASC*
- Mar 29 Chris Hodge, AC
- Apr 5 *Angel Vega, ASC*
- Apr 12 Steve Wilfing, FMU
- Apr 19 Mike Sullivan, GC

### PITCHER OF THE WEEK

- Mar 15 Steve Lee, USCA
- Mar 22 Chris Locane, FMU
- Mar 29 Rusty Kea, GC
- Apr 5 Jack Baldwin, PSU
- Apr 12 Jim Ridenour, PSU
- Apr 19 Antone Brooks, FMU

## 1994

TEAM	PBC	W-L
1. USC Aiken	16-5	35-22
2. <i>Armstrong State #</i>	<i>15-6</i>	<i>50-15-1</i>
3. Georgia College	14-7	40-18-1
4. Columbus #	11-10	35-23
5. Augusta	10-11	22-30
6. Francis Marion	8-13	14-22
7. Pembroke State	7-14	20-24
8. USC Spartanburg	3-18	14-30
* Kennesaw State	0-0	48-14

\* Not eligible for conference title  
# NCAA tournament participant

### ALL-PBC

- 1B Danny O'Rourke, GC
- 2B Adam Riggs, USCA
- 3B Keith Daugherty, CC
- SS Paul Hibbitts, GC
- DH *Tony Kunka, ASC*
- C Derrick Roadcap, FMU
- OF Tarry Stokes, AC
- Brett Thees, CC
- Jason Westbrook, USCS
- UO *Dave McLaughlin, ASC*
- UI Brian Simpson, USCS
- P *Chris Tidwell, ASC*
- Steve Shimp, GC
- Tim Trawick, CC
- Gary White, USCA

### PLAYER OF THE YEAR

Adam Riggs, USCA

### PITCHER OF THE YEAR

Tim Trawick, CC

### COACH OF THE YEAR

Steve Mrowka, GC

## 1994

### PLAYER OF THE WEEK

- Feb 14 *Deron Spink, ASC*
- Feb 21 Chip Fiscofer, GC
- Mar 9 Danny O'Rourke, GC
- Mar 16 Tarry Stokes, AC
- Mar 23 Tarry Stokes, AC
- Mar 30 Jason Westbrook, USCS
- Apr 6 Carlos Otero, USCA
- Apr 13 Steve Meyer, KSC
- Apr 20 *John Wilson, ASC*

### PITCHER OF THE WEEK

- Feb 14 *Chris Tidwell, ASC*
- Feb 21 Brian Treudler, USCS
- Mar 9 *Scot Donovan, ASC*
- Mar 16 Mason Rose, AC
- Mar 23 Chad McLamb, FMU
- Mar 30 Steve Shimp, GC
- Apr 6 *Chris Tidwell, ASC*
- Apr 13 Mike Zambrano, USCA
- Apr 20 Tim Trawick, CC



# PEACH BELT CONFERENCE YEAR-BY-YEAR

## 1995

TEAM	PBC	W-L
1. Kennesaw State #	19-4	43-14
2. Georgia College #	17-6	49-19-1
3. Columbus	14-10	39-21
<i>Armstrong State</i>	<b>14-10</b>	<b>27-23</b>
USC Aiken	14-10	34-24
6. Francis Marion	12-12	26-16
7. Augusta	7-17	15-36
8. Pembroke State	6-16	20-26
9. USC Spartanburg	2-20	10-31

# NCAA tournament participant

### ALL-PBC

1B	Chris Grady, GC
2B	Darrell Baggett, KSC
3B	Keith Daugherty, CC
SS	Dustin Sands, FMU
DH	Jason Westbrook, USCS
C	Ryan Coe, KSC
OF	Tarry Stokes, AC
	Brett Thees, CC
	Greg Winters, GC
	Ceano Truesdale, USCA
UI	Mike Terciera, GC
P	Chris McKnight, KSC
	Tim Trawick, CC
	Kris Hale, PSU
	Johnny Whited, GC

### PLAYER OF THE YEAR

Ryan Coe, KSC

### PITCHER OF THE YEAR

Chris McKnight, KSC

### COACH OF THE YEAR

Mike Sansing, KSC

## 1995

### PLAYER OF THE WEEK

Feb 27	Ryan Coe, KSC
Mar 13	Ryan Coe, KSC
Mar 21	Ryan Coe, KSC
Mar 29	Ricky DeSana, USCA
Apr 5	Keith Daugherty, CC
Apr 12	Dusty DeVore, CC
Apr 19	Tarry Stokes, AC
Apr 26	Matt Mathews, CC
May 3	Chris Grady, GC

### PITCHER OF THE WEEK

Feb 27	Kris Hale, PSU
Mar 13	Tim Trawick, CC
Mar 21	Johnny Whited, GC
Mar 29	Jason Hucks, USCA
Apr 5	David Curley, GC
Apr 12	Chris McKnight, KSC
Apr 19	<b>Mike Hopper, ASC</b>
Apr 26	Tim Trawick, CC
May 3	Brett Thees, CC

## 1996

TEAM	PBC	W-L
1. Columbus College #	18-5	38-10
2. Kennesaw State #	17-6	39-14
3. <b>Armstrong State</b>	<b>13-9</b>	<b>31-23</b>
4. Georgia College #	12-11	34-21
5. USC Aiken	10-14	32-23
6. Pembroke State	10-14	24-24
7. Francis Marion	8-13	16-21
8. USC Spartanburg	9-15	18-28
9. Augusta College	7-17	20-30

# NCAA tournament participant

### ALL-PBC

1B	Dusty DeVore, CC
2B	Chris Grady, GC
3B	Jason Backus, GC
SS	Marty Richburg, CC
DH	Brian Autry, FMU
C	Chris Halliday, KSC
OF	Brandon O'Hearn, CC
	Greg Winters, GC
	Ceano Truesdale, USCA
	Kevin Parker, FMU
P	Jason Childers, KSC
P	<b>Jeff Agard, ASC</b>
P	Rodney Stevenson, CC
P	Matt Johnson, USCA

### PLAYER OF THE YEAR

Brandon O'Hearn, CC

### PITCHER OF THE YEAR

Jason Childers, KSC

### COACH OF THE YEAR

Chip Reese, CC

## 1996

### PLAYER OF THE WEEK

Feb 14	Greg Winters, GC
Feb 21	Ryan Girard, AC
Mar 6	Matt Dover, USCS
Mar 14	Chris Halliday, KSC
Mar 20	Mike Faehrnich, USCA
Mar 27	Ceano Truesdale, USCA
Apr 3	Dusty DeVore, CC
Apr 10	Jason Backus, GC
Apr 17	Davis Port, CC
Apr 24	<b>Jeff Agard, ASC</b>
May 1	Brandon O'Hearn, CC

### PITCHER OF THE WEEK

Feb 14	Scotty Smith, AC
Feb 21	Quinn Collins, GC
Mar 6	<b>Jeff Agard, ASC</b>
Mar 14	Jason Childers, KSC
Mar 20	<b>Jeff Agard, ASC</b>
Mar 27	Matt Johnson, USCA
Apr 3	Christian Hess, FMU
Apr 10	Rodney Stevenson, CC
Apr 17	Mell Bishop, PSU
Apr 24	Ben Wiggins, CC
May 1	Jason Childers, KSC

## 1997

TEAM	PBC	W-L
1. Kennesaw State #	19-4	47-14
2. Georgia C&SU #	18-6	41-24
3. Francis Marion	14-9	30-17
4. Columbus State	14-10	32-23
5. <b>Armstrong Atlantic</b>	<b>10-14</b>	<b>33-25</b>
6. UNC Pembroke	9-14	27-29
7. Augusta State	9-15	25-28
8. USC-Aiken	9-15	21-35
9. USC-Spartanburg	4-19	10-33

# NCAA tournament participant

### ALL-PBC

1B	Dale Beasley, ASU
2B	Chris Howard, GCSU
3B	Jason Backus, GCSU
SS	Marty Richburg, CSU
DH	Steve Mitrovich, FMU
C	Matt Mathews, CSU
OF	Brannon Whatley, KSU
	Richie Blankenship, GCSU
	Ryan Peavey, GCSU
	Burt Beaton, FMU
UI	Seth LaFera, KSU
P	Steven Padgett, ASU
	Kevin Mobley, GCSU
	Jeremy Haplin, FMU
	Donnie Thomas, KSU

### PLAYER OF THE YEAR

Marty Richburg, CSU

### PITCHER OF THE YEAR

Donnie Thomas, KSU

### FRESHMAN OF THE YEAR

Mike Ryan, USCS

### COACH OF THE YEAR

Steve Mrowka, GCSU

## 1997

### PLAYER OF THE WEEK

Feb 19	Chad Mathis, CSU
Mar 5	Steve Mitrovich, FMU
Mar 12	Dale Beasley, ASU
Mar 19	Tory Tarlenton, ASU
Mar 26	<b>Adam Wilson, AASU</b>
Apr 2	Jason Backus, GCSU
Apr 9	Ryan Peavey, GCSU
Apr 16	Marty Richburg, CSU
Apr 23	<b>Matt Griffin, AASU</b>
Apr 30	Lee Carter, FMU
May 7	Brannon Whatley, KSU

### PITCHER OF THE WEEK

Feb 19	Brian McDonald, CSU
Mar 5	Jerry Waller, FMU
Mar 12	Dan Wiggins, GCSU
Mar 19	<b>Mark Copeland, AASU</b>
Mar 26	Chip Cason, GCSU
Apr 2	<b>Mark Copeland, AASU</b>
Apr 9	Donnie Thomas, KSU
Apr 16	Donnie Thomas, KSU
Apr 23	Kevin Mobley, GCSU
Apr 30	Kevin Mobley, GCSU
May 7	Jason Childers, KSU



# PEACH BELT CONFERENCE YEAR-BY-YEAR



1998

1999

2000

TEAM	PBC	W-L
1. Kennesaw State #	27-1	61-5
2. North Florida	15-11	32-21
3. Georgia C&SU	16-12	31-26
4. Lander	15-12	24-28
5. <b>Armstrong Atl. #</b>	<b>15-14</b>	<b>38-21</b>
6. Francis Marion	15-14	23-24
7. Columbus State #	14-14	34-27
8. USC Aiken	13-16	27-25
9. Augusta State	11-16	23-25
10. UNC Pembroke	8-20	24-25
11. USC Spartanburg	5-24	13-39

# NCAA tournament participant

## ALL-PBC

1B Brad Bouras, CSU
2B Dustin Sands, FMU
3B Nathan Cothran, KSU
SS Bobby Jensen, USCA
DH Barry Mongello, FMU
<b>C Andy Ysalgue, AASU</b>
<b>OF David Ruhr, AASU</b>
Brannon Whatley, KSU
Aaron Fera, GCSU
Jason Jones, KSU
UI Johnny Pickens, CSU
<b>P Jeremy Wedel, AASU</b>
Dusty Keppen, KSU
Chris Bowen, KSU
Casey Bates, CSU

## PLAYER OF THE YEAR

Jason Jones, KSU

## PITCHER OF THE YEAR

Jeremy Wedel, AASU

## FRESHMAN OF THE YEAR

Brad Bouras, CSU

## COACH OF THE YEAR

Mike Sansing, KSU

1998

## PLAYER OF THE WEEK

Feb 17 Beau Whitenack, USCA
Mar 3 Nathan Cothran, KSU
Mar 11 Robbie Smith, ASU
<b>Mar 18 David Ruhr, AASU</b>
Mar 25 Andy Bast, GCSU
Apr 1 Nathan Cothran, KSU
Apr 8 Johnny Pickens, CSU
Apr 15 Antonio Evans, USCA
Apr 22 Kevin Jackson, UNF
Apr 29 Dustin Sands, FMU
May 6 Brannon Whatley, KSU

## PITCHER OF THE WEEK

Feb 17 Casey Bates, CSU
Mar 3 Chris Bowen, KSU
Mar 11 Jonathan Aaron, LU
<b>Mar 18 Quinn Uzelman, AASU</b>
Mar 25 Trey Brasington, UNCP
<b>Apr 1 Jeremy Wedel, AASU</b>
Apr 8 Kevin Hiers, ASU
Apr 15 Gary Bohannon, KSU
<b>Apr 22 Jeremy Wedel, AASU</b>
Apr 29 Casey Bates, CSU
<b>May 6 Jeremy Wedel, AASU</b>

TEAM	PBC	W-L
1. North Florida #	22-8	43-17
2. Kennesaw State #	21-9	49-14
3. Columbus State	20-9	34-17
4. <b>Armstrong Atl. #</b>	<b>19-9</b>	<b>42-14</b>
5. Lander	18-12	33-15
6. Georgia C&SU	18-12	34-21
7. Augusta State	14-16	27-29
8. UNC Pembroke	8-20	23-26
9. Francis Marion	8-21	14-28
10. USC Aiken	8-22	20-32
11. USC Spartanburg	5-24	21-33

# NCAA tournament participant

## ALL-PBC

1B Brad Bouras, CSU
2B Willie Harris, KSU
3B Willie Carter, ASU
SS Josh Turner, LU
INF Lee McCool, UNF
DH Callahan Morden, USCS
C K. Kay, UNF; R. Cornett, CSU
UT Jason Lockhart, UNCP
OF Jason Jones, KSU
Matt Schneider, UNF
Aaron Fera, GCSU
Antonio Evans, USCA
JuJu Foreman, ASU
<b>P Adam Bernero, AASU</b>
Dusty Keppen, KSU
Jonathan Aaron, LU
T. Pierce, CSU; G. Perry, KSU
<b>RP Chris Humrich, AASU</b>

## PLAYER OF THE YEAR

Jason Jones, KSU

## PITCHER OF THE YEAR

Tony Pierce, CSU

## FRESHMAN OF THE YEAR

Matt Incinelli, UNF

## COACH OF THE YEAR

Dusty Rhodes, UNF

1999

## PLAYER OF THE WEEK

<b>Feb 16 Kevin Bullard, AASU</b>
Mar 2 Aaron Fera, GCSU
Mar 10 Matt Schneider, UNF
Mar 17 Brad Bouras, CSU
Mar 24 Jason Jones, KSU
Mar 31 Lee McCool, UNF
Apr 7 Jason Jones, KSU
Apr 14 Willie Carter, ASU
Apr 21 Jason Jones, KSU
Apr 28 Willie Harris, KSU
May 3 Brad Bouras, CSU

## PITCHER OF THE WEEK

<b>Feb 16 Adam Bernero, AASU</b>
Mar 2 Anthony Marini, KSU
Mar 10 Stephen Stewart, UNF
Mar 17 Dana Reece, CSU
Mar 24 Tony Pierce, CSU
Mar 31 Marty Watson, FMU
<b>Apr 7 Adam Bernero, AASU</b>
Apr 14 Tony Pierce, CSU
<b>Apr 21 Joey Williams, AASU</b>
Apr 28 Anthony Marini, KSU
May 3 Dana Reece, CSU

TEAM	PBC	W-L
1. North Florida #	26-4	49-14
2. Georgia C&SU #	19-11	39-20
3. Columbus State	19-11	32-24
4. Kennesaw State #	18-12	38-20
5. Francis Marion	15-13	23-20
6. <b>Armstrong Atlantic</b>	<b>15-15</b>	<b>37-17</b>
7. USC Aiken	15-15	29-27
8. Lander	13-17	27-25
9. Augusta State	12-18	25-29
10. USC Spartanburg	6-24	13-40
11. UNC Pembroke	5-23	17-36

# NCAA tournament participant

## ALL-PBC

1B Brad Bouras, CSU
2B Lee McCool, UNF
3B Greg Labbe, UNF
SS Alfredo Lugo, GCSU
DH Chris Carr, GCSU
C K. Kay, UNF; T. Strange, ASU
UT K. Langley, FMU; R. Buffink, ASU
OF Kyle Catrett, UNF
Travis Evans, KSU
Chris Clark, UNCP
J.P. Songin, GCSU
Juju Foreman, ASU
<b>P Matt Incinelli, UNF</b>
Jason Burdette, CSU
Adam Horne, UNF
M. Smith, GCSU; L. Rodney, KSU
<b>RP Jerrod Payne, UNF</b>

## PLAYER OF THE YEAR

Brad Bouras, CSU

## PITCHER OF THE YEAR

Matt Incinelli, UNF

## FRESHMAN OF THE YEAR

Travis Evans, KSU

## COACH OF THE YEAR

Dusty Rhodes, UNF

2000

## PLAYER OF THE WEEK

Feb 15 Nolan Graham, FMU
Feb 22 Brad Bouras, CSU
Mar 8 Brad Bouras, CSU
Mar 15 J.P. Songin, GCSU
Mar 22 Juan Rodriguez, LU
Mar 29 Josh Corr, ASU
Apr 5 Travis Evans, KSU
Apr 12 Kyle Catrett, UNF
Apr 19 Lee McCool, UNF
Apr 26 Chris Carr, GCSU
<b>May 2 Kevin Bullard, AASU</b>

## PITCHER OF THE WEEK

<b>Feb 15 Joey Williams, AASU</b>
Feb 22 Zach Conrad, USCA
Mar 8 Kyle Lucas, FMU
Mar 15 Steve Pacheco, GCSU
Mar 22 Lee Rodney, KSU
Mar 29 Matt Incinelli, UNF
Apr 5 Nate Cotton, KSU
Apr 12 Nat Stoner, FMU
Apr 19 Lee Rodney, KSU
Apr 26 Mike Wood, UNF
May 2 John Miniscalco, CSU

# PEACH BELT CONFERENCE YEAR-BY-YEAR

## 2001

TEAM	PBC	W-L
1. North Florida #	25-5	47-17
2. Kennesaw State #	21-9	45-15
3. GC&SU #	20-10	41-18
4. <b>Armstrong Atlantic 18-12</b>	<b>38-15</b>	
5. Lander	18-12	33-18
6. Columbus State	15-15	37-19
7. USC Aiken	14-16	30-25
8. Augusta State	11-19	28-24
9. UNC Pembroke	10-20	27-26
10. Francis Marion	9-21	24-27
11. USC Spartanburg	4-26	12-42

# NCAA tournament participant

### ALL-PBC

1B Chris Carr, GCSU
2B Lloyd Turner, KSU
3B Ladd Hammond, CSU
SS Alfredo Lugo, GCSU
DH Brad Bouras, CSU
C Will Foskey, ASU
<b>David Harriman, AASU</b>
UT Donny Hood, KSU
Bo Counts, KSU
OF <b>Kirk Nordness, AASU</b>
Ricky Willis, UNF
Matt May, ASU
Tavis Cummings, USCA
Travis Evans, KSU
P Matt Incinelli, UNF
Tod Ewasko, UNF
<b>B.J. Brinkmeier, AASU</b>
S. Pacheco, GCSU
B. Rauch, UNF
RP Brad Reed, KSU

### PLAYER OF THE YEAR

Chris Carr, GC&SU

### PITCHER OF THE YEAR

Tod Ewasko, UNF

### FRESHMAN OF THE YEAR

Dustin Atkinson, KSU

### COACH OF THE YEAR

Dusty Rhodes, UNF

## 2001

### PLAYER OF THE WEEK

Feb 13 <b>Ryan Chromek, AASU</b>
Feb 20 Jay Bayer, CSU
Feb 27 Ben Johanning, UNF
Mar 6 Alfredo Lugo, GCSU
Mar 13 Chris Gilstrap, CSU
Mar 20 Chris Carr, GCSU
Mar 27 Chris Carr, GCSU
Apr 3 Bo Counts, KSU
Apr 10 <b>David Harriman, AASU</b>
Apr 17 <b>David Harriman, AASU</b>
Apr 24 Brad Bouras, CSU
May 1 Donny Hood, KSU

### PITCHER OF THE WEEK

Feb 13 Zach Conrad, USCA
Feb 20 Brian Rauch, UNF
Feb 27 Tod Ewasko, UNF
Mar 6 Buck Bradberry, CSU
Mar 13 <b>B.J. Brinkmeier, AASU</b>
Mar 20 Kyle Lucas, FMU
Mar 27 Ben Genrich, KSU
Apr 3 Kyle Lucas, FMU
Apr 10 Andy Mitchell, USCA
Apr 17 Mark Ray, Lander
Apr 24 Zach Conrad, USCA
May 1 Tod Ewasko, UNF

## 2002

TEAM	PBC	W-L
1. Kennesaw State #	25-5	46-13
2. North Florida #	23-7	40-16
3. Columbus State #	21-9	48-15
4. GC&SU	20-10	36-18
5. USC Aiken	16-14	37-19
6. Augusta State	13-16	30-24
7. Francis Marion	13-17	26-27
8. <b>Armstrong Atlantic 11-18</b>	<b>34-21</b>	
9. UNC Pembroke	9-21	25-29-1
10. Lander	7-22	19-29
11. USC Spartanburg	5-24	21-34

# NCAA tournament participant

### ALL-PBC

1B Chris Cooper, ASU
2B Demetrick Drumming, USCA
3B Lloyd Turner, KSU
SS Donny Hood, KSU
DH Tavis Cummings, USCA
C <b>David Harriman, AASU</b>
Andrew Ginther, CSU
UT Ryan Soehlig, UNF
Chris Gilstrap, CSU
OF <b>Kirk Nordness, AASU</b>
Ashley Farr, USCA
Travis Evans, KSU
Andy Jewell, UNCP
Gary Harris, GC&SU
P Matt Incinelli, UNF
Jason Burdette, CSU
<b>Mike Roga, AASU</b>
Grant Reynolds, KSU
Michael Joyce, GC&SU
RP Brian Baker, CSU

### PLAYER OF THE YEAR

Donny Hood, KSU

### PITCHER OF THE YEAR

Grant Reynolds, KSU

### FRESHMAN OF THE YEAR

Chris Nowak, USC Spartanburg

### COACH OF THE YEAR

Mike Sansing, KSU

## 2002

### PLAYER OF THE WEEK

Feb 11 Jon Chappell, GCSU
Feb 18 <b>Stacy Bennett, AASU</b>
Mar 5 <b>David Harriman, AASU</b>
Mar 11 Ricky Willis, UNF
Mar 18 Donny Hood, KSU
Mar 25 Taylor Groce, CSU
Apr 1 Ashley Farr, USCA
Apr 8 Ryan Soehlig, UNF
Apr 15 Andrew Ginther, CSU
Apr 22 Chris Gilstrap, CSU
Apr 29 Ladd Hammond, CSU
May 13 Christian Corvos, GCSU

### PITCHER OF THE WEEK

Feb 11 Matt Incinelli, UNF
Feb 18 <b>Brian Allen, AASU</b>
Mar 5 Paul Ferrell, USCA
Mar 11 <b>Mike Roga, AASU</b>
Mar 18 Adam Horne, UNF
Mar 25 Grant Reynolds, KSU
Apr 1 Matt Goyen, GCSU
Apr 8 Jason Burdette, CSU
Apr 15 Erin Jones, FMU
Apr 22 Jason Nuzny, USCA
Apr 29 Matt Pender, KSU
May 13 Jason Burdette, CSU

## 2003

TEAM	PBC	W-L
1. <b>Armstrong Atlantic #</b>	<b>20-10</b>	<b>36-15</b>
North Florida #	18-9	39-18
3. Kennesaw State #	18-10	30-20
4. Francis Marion #	18-12	40-18
5. Columbus State	15-14	33-20
6. GC&SU	15-15	29-22
7. Augusta State	13-16	30-21
USC Aiken	13-16	30-24
9. Lander	10-19	27-29
10. UNC Pembroke	10-20	28-25
11. USC Spartanburg	9-18	28-26

# NCAA tournament participant

### ALL-PBC

1B Taylor Groce, CSU
2B Demetrick Drumming, USCA
3B Jose Leger, GC&SU
SS Jason Weaver, FMU
DH John Graham, ASU
C Eddie Campbell, GC&SU
Andrew Ginther, CSU
UT <b>Stacy Bennett, AASU</b>
Scott Conway, KSU
OF Matt May, ASU
Ashley Farr, USCA
Jon Love, KSU
Jeff Millsaps, UNF
Clint Keown, USCA
P Erin Jones, FMU
Robert Burriss, UNF
<b>Jon Dobyys, AASU</b>
Grant Reynolds, KSU
<b>Jeremy Olson, AASU</b>
RP Justin Cerrato, UNF

### PLAYER OF THE YEAR

Ashley Farr, USCA

### PITCHER OF THE YEAR

Grant Reynolds, KSU

### FRESHMAN OF THE YEAR

Bennett Mayfield, ASU

### COACH OF THE YEAR

**Joe Roberts, AASU**

## 2003

### PLAYER OF THE WEEK

Feb 11 <b>George Fletcher, AASU</b>
Feb 18 Bob Fenn, LU
Feb 25 Scott Conway, KSU
Mar 11 Brian Koon, CSU
Mar 17 Ashley Farr, USCA
Mar 24 Marion Knowles, UNF
Mar 31 Ashley Farr, USCA
Apr 7 <b>Brandon McKinnon, AASU</b>
Apr 14 Jeff Millsaps, UNF
Apr 21 <b>Stacy Bennett, AASU</b>
Apr 28 Clint Keown, USCA
May 13 Jeff Millsaps, UNF

### PITCHER OF THE WEEK

Feb 11 Erin Jones, FMU
Feb 18 Grant Reynolds, KSU
Feb 25 Grant Reynolds, KSU
Mar 11 Brian Baker, CSU
Mar 17 Grant Reynolds, KSU
Mar 24 Grant Reynolds, KSU
Mar 31 Justin Cerrato, UNF
Apr 7 Grant Reynolds, KSU
Apr 14 Brent Hitz, UNCP
Apr 21 David Wilson, LU
Apr 28 David Wilson, LU
May 13 <b>Jeremy Olson, AASU</b>



AASU CAPTURED THE 2003 PEACH BELT CONFERENCE TITLE WITH A 20-10 LEAGUE MARK



# PEACH BELT CONFERENCE YEAR-BY-YEAR



## 2004

## 2005

## 2006

TEAM	PBC	W-L
1. North Florida #	23-7	41-18
2. Columbus State #	20-10	40-21
3. Augusta State #	19-11	38-13
4. Kennesaw State	15-15	32-24
5. Francis Marion	13-14	29-17
GCSU	13-14	32-22
7. Lander	14-16	33-23
8. UNC Pembroke	12-18	25-27
USC Aiken	12-18	30-26
10. USC Spartanburg	11-19	24-28
<b>11. Armstrong Atlantic</b>	<b>10-20</b>	<b>29-27</b>

# NCAA tournament participant

TEAM	PBC	W-L
1. North Florida #	23-7	48-16
2. Kennesaw State #	19-11	37-22
3. Francis Marion #	17-12-1	34-16-1
4. USC Aiken #	16-14	40-19
5. GCSU	15-15	33-20
<b>6. Armstrong Atlantic</b>	<b>14-15</b>	<b>34-16</b>
7. USC Upstate	14-16	33-21
8. Augusta State	12-17-1	28-25-1
9. UNC Pembroke	12-18	31-23
10. Lander	11-18	30-28
11. Columbus State	10-20	22-30

# NCAA tournament participant

TEAM	PBC	W-L
1. GCSU #	22-5	53-12
2. Francis Marion #	19-8	41-18
3. Columbus State #	16-11	41-20
4. USC Aiken #	15-12	45-19
5. <b>Armstrong Atlantic #</b>	<b>14-13</b>	<b>40-18-1</b>
6. USC Upstate	13-14	33-24
Lander	13-14	31-22.9
8. UNC Pembroke	12-15	32-24
9. North Georgia	9-18	32-29
10. Augusta State	2-25	15-37

# NCAA tournament participant

### ALL-PBC

- 1B Joey Russell, UNF
- 2B David Walton, Lander
- 3B Bradley Key, USCA
- SS Bennett Mayfield, ASU
- DH Kevin Gergel, KSU
- C Sam Barth, ASU
- Michael Pelley, AASU*
- UT Chris Nowak, USCS
- Jose Leger, GCSU
- OF Scott Hendrix, KSU
- Adrian Colton, KSU
- Jeff Millsaps, UNF
- Jamie Langham, GCSU
- Larry Pittmon, CSU
- P Brandon Durden, GCSU
- Travis Stanton, UNF
- David Wilson, Lander
- David Riviera, ASU
- Erin Jones, FMU
- RP Brian Baker, CSU

### PLAYER OF THE YEAR

Larry Pittmon, CSU

### PITCHER OF THE YEAR

Travis Stanton, UNF

### FRESHMAN OF THE YEAR

Cody Williams, ASU

### COACH OF THE YEAR

Dusty Rhodes, UNF

## 2004

### PLAYER OF THE WEEK

- Feb 10 Larry Pittmon, CSU
- Feb 17 Andrew Rosen, UNCP
- Feb 24 Chris Nowak, USCS
- Mar 9 Bradley Key, USCA
- Mar 15 Joey Russell, UNF
- Mar 22 Nick Steward, FMU
- Mar 29 Ashley Farr, USCA
- Apr 5 Bradley Key, USCA
- Apr 12 Chris Demons, ASU
- Apr 19 Larry Pittmon, CSU
- Apr 26 Larry Pittmon, CSU
- May 3 Josh Howard, UNF

### PITCHER OF THE WEEK

- Feb 10 Joel Sayre, GCSU
- Feb 17 Trevor Berryhill, USCS
- Feb 24 Brian Baker, CSU
- Mar 9 Travis Stanton, UNF
- Mar 15 David Wilson, Lander
- Mar 22 Nathan Miller, CSU
- Mar 29 Travis Stanton, UNF
- Apr 5 Ashley Brewer, UNCP
- Apr 12 Matt Joaquim, ASU
- Apr 19 Erin Jones, FMU
- Apr 26 Brandon Williams, USCS
- May 3 Judson Bradley, CSU

### ALL-PBC

- 1B Marion Knowles, UNF
- 2B Matt Goyea, Upstate
- 3B Jon Skorupski, UNF
- SS Mike DeVeaux, GCSU
- DH Brennan Grogan, UNF
- C Robert Davis, USCA
- Kevin Gergel, KSU
- UT *Adam Pelley, AASU*
- Daniel Quarararo, USCA
- OF Brandon Sumlin, ASU
- Quentin Davis, FMU
- David Walton, Lander
- Sadry Cafe, UNF
- Steve Worrell, CSU
- P *Jon Troop, AASU*
- Lee Tabor, FMU
- David Wilson, Lander
- Matt Goyen, GCSU
- Brian Baker, CSU
- RP *Matt Nalutka, AASU*

### PLAYER OF THE YEAR

Mike DeVeaux, GCSU

### PITCHER OF THE YEAR

Matt Goyen, GCSU

### CO-FRESHMAN OF THE YEAR

Kyle Bowley, Upstate

Dylan Owen, FMU

### COACH OF THE YEAR

Dusty Rhodes, UNF

## 2005

### PLAYER OF THE WEEK

- Feb 8 *Brad Bohannon, AASU*
- Feb 15 Sam Barth, ASU
- Feb 22 Walter Cochrane, Lander
- Mar 8 Stephen Worrell, CSU
- Mar 14 Kevin Gergel, KSU
- Mar 21 Jon Love, KSU
- Mar 28 Eric Davis, Upstate
- Apr 4 Sadry Cafe, UNF
- Apr 11 Scott Hendrix, KSU
- Apr 18 *Adam Pelley, AASU*
- Apr 25 Sadry Cafe, UNF
- May 2 *Sean Hotzak, AASU*

### PITCHER OF THE WEEK

- Feb 8 Josh Papelbon, UNF
- Feb 15 James Luper, UNCP
- Feb 22 Matt Goyen, GCSU
- Mar 8 *Chase Leatherwood, AASU*
- Mar 14 Dylan Owen, FMU
- Mar 21 Steve Dunham, USCA
- Mar 28 Matt Goyen, GCSU
- Apr 4 Steve Dunham, USCA
- Apr 11 Brian Baker, CSU
- Apr 18 *Matt Nalutka, AASU*
- Apr 25 Josh Papelbon, UNF
- May 2 Matt Goyen, GCSU

### ALL-PBC

- 1B Barrett Otto, UNCP
- 2B Brian Lauderdale, NGA
- 3B Ian Kowalchuk, USCA
- SS Mike DeVeaux, GCSU
- DH Daniel Heflin, AASU
- C Robert Davis, USCA
- Miguel Donate, AASU
- UT Jesse Barbaro, Lander
- OF Brandon Anderson, GCSU
- Truman Marek, AASU
- Drew Candlin, CSU
- Michael Kohn, Upstate
- P Michael Antonini, GCSU
- Dylan Owen, FMU
- Korey Noles, CSU
- Chris Munn, Lander
- RP Nick Wandless, USCA
- Michael Newman, GCSU

### PLAYER OF THE YEAR

Brian Lauderdale, NGA

### PITCHER OF THE YEAR

Dylan Owen, FMU

### FRESHMAN OF THE YEAR

Taylor Norfleet, FMU

### COACH OF THE YEAR

Chris Calciano, GCSU

## 2006

### PLAYER OF THE WEEK

- Feb 7 Drew Candlin, CSU
- Feb 14 Barrett Otto, UNCP
- Feb 21 *Jarin Lewis, AASU*
- Feb 28 Brandon Anderson, GCSU
- Mar 7 *Daniel Heflin, AASU*
- Mar 13 Brad Linton, CSU
- Mar 20 Gabe McCann, Lander
- Mar 28 *Brad Bohannon, AASU*
- Apr 3 Hans Stancil, GCSU
- Apr 11 Bret Hansen, Upstate
- Apr 17 Brandon Anderson, GCSU
- Apr 24 Nick Stewart, FMU
- May 1 Rich Janofsky, GCSU
- May 8 Brian Lauderdale, NGA

### PITCHER OF THE WEEK

- Feb 7 Lee Tabor, FMU
- Feb 14 Josh Lee, USCA
- Feb 21 Nick Wandless, USCA
- Feb 28 Jacob Allen, UNCP
- Mar 6 Michael Newman, GCSU
- Mar 13 Michael Antonini, GCSU
- Mar 20 *John Ducey, AASU*
- Mar 28 Nick Wandless, USCA
- Apr 3 Pete Pignatiello, USCA
- Apr 11 Lee Tabor, FMU
- Apr 17 Dylan Owen, FMU
- Apr 24 Wes Sorrells, GCSU
- May 1 Jordan Carter, UNCP
- May 8 Nick Wandless, USCA





# PEACH BELT CONFERENCE YEAR-BY-YEAR

## 2007

## 2008

## OVERALL RECORDS

TEAM	PBC	W-L
1. GCSU #	23-7	46-16
2. Columbus State #	22-8	51-19
3. Francis Marion	18-12	36-18
4. North Georgia	17-13	34-22
5. <b>Armstrong Atlantic # 15-15</b>	<b>39-23</b>	
USC Aiken #	15-15	39-24
USC Upstate	15-15	34-25
8. Augusta State	11-16	27-26
9. Lander	9-21	20-34
10. UNC Pembroke	9-21	30-25
11. Ga. Southwestern	8-19	15-29

# NCAA tournament participant

### ALL-PBC

Michael Antonini, GCSU  
 Anthony Arrington, CSU  
 Jesse Barbaro, Lander  
 Drew Candlin, CSU  
 Jarrett Coker, CSU  
 Chris Curtis, North Georgia  
**Tyler Evans, AASU**  
**Sean Hotzak, AASU**  
 Billy Howard, CSU  
 Matt Howard, GCSU  
 Chad Jacobsen, USC Aiken  
 Brad Linton, CSU  
**Truman Marek, AASU**  
 Bennett Mayfield, ASU  
 Justin Mills, GCSU  
 Michael Newman, GCSU  
 Dylan Owen, FMU  
 Rodney Rutherford, CSU  
 Chris Sheehan, USC Aiken  
 Hans Stancil, GCSU  
 Nick Stewart, FMU  
 Michael Ward, FMU

### PLAYER OF THE YEAR

Justin Mills, GCSU

### PITCHER OF THE YEAR

Dylan Owen, FMU

### FRESHMAN OF THE YEAR

Craig Brisson, North Georgia

### COACH OF THE YEAR

Tom Cantrell, North Georgia

TEAM	PBC	W-L
1. Columbus State #	19-8	43-19
2. USC Aiken #	18-9	47-17
3. Francis Marion	16-11	34-20
North Georgia #	16-11	41-21
5. GCSU	15-12	33-24
6. <b>Armstrong Atlantic # 14-13</b>	<b>27-23</b>	
UNC Pembroke	14-13	33-23
8. Augusta State	9-18	28-27
9. Ga. Southwestern	7-20	17-34
Lander	7-20	20-33

# NCAA tournament participant

### ALL-PBC

1B Chad Jacobsen, USC Aiken  
 2B Brandon Masters, CSU  
 3B Rodney Rutherford, CSU  
 SS Jason Morales, UNCP  
 DH Richard Pirkle, GCSU  
 C Jared Barkdoll, FMU  
 C.J. Bressoud, CSU  
 UT Rob Flanigan, North Ga.  
 UT Ken Raborn, USC Aiken  
 OF Craig Brisson, North Ga.  
 Jonnie Geiger, CSU  
 Justin Greene, FMU  
 Shannon Wilkerson, ASU  
**Josh Wilson, AASU**  
 P Chris Curtis, North Ga.  
 Danny Davidson, CSU  
 Corey Noles, CSU  
 Peden Rucker, USC Aiken  
 Scott Wandless, USC Aiken  
 RP Ryan Kirkman, UNCP  
**PLAYER OF THE YEAR**  
 Chad Jacobsen, USC Aiken  
**PITCHER OF THE YEAR**  
 Corey Noles, CSU  
**FRESHMAN OF THE YEAR**  
 Preston Shuey, FMU  
**COACH OF THE YEAR**  
 Greg Appleton, CSU

## 2008

### PLAYER OF THE WEEK

Feb 12 **Derrek Miller, AASU**  
 Feb 19 Jon-Jon Mirra, UNCP  
 Feb 26 Chad Jacobsen, USCA  
 Mar 2 Gary Owens, USCA  
 Mar 10 Chad Jacobsen, USCA  
 Mar 17 Bryson Smith, ASU  
 Mar 24 Jonnie Geiger, CSU  
 Mar 31 Shannon Wilkerson, ASU  
 Apr 7 Rob Flanigan, North Ga.  
 Apr 14 Rodney Rutherford, CSU  
 Apr 21 Justin Greene, FMU  
 Apr 28 Rodney Rutherford, CSU  
 May 5 **Joey Davis, AASU**

### PITCHER OF THE WEEK

Feb 12 Justin Yow, UNCP  
 Feb 19 Justin Fry, USCA  
 Feb 26 Corey Noles, CSU  
 Mar 2 David Walters, FMU  
 Mar 10 Michael Patton, North Ga.  
 Mar 17 Corey Noles, CSU  
 Mar 24 Daniel Hinchberger, Lander  
 Mar 31 Peden Rucker, USC Aiken  
 Apr 7 Danny Davidson, CSU  
 Apr 14 Corey Noles, CSU  
 Apr 21 James Wiley, North Ga.  
 Apr 28 Michael Newman, GCSU  
 May 5 **Cody Walden, AASU**

TEAM	W-L	PCT.
1. <b>AASU</b>	<b>632-321</b>	<b>.663</b>
2. CSU	618-359	.633
3. GCSU	616-358	.632
4. NGC	107-72	.598
5. USCA	587-396	.597
6. FMU	458-339	.575
7. Lander	297-285	.510
8. ASU	432-461	.484
9. UNCP	404-440	.479
10. GSW	35-62	.361
*UNF	339-139	.709
*KSU	571-206	.735
*UPST	319-481	.399

## PBC RECORDS

TEAM	W-L	PCT.
1. GCSU	267-178	.600
2. CSU	264-181	.593
3. <b>AASU</b>	<b>242-197</b>	<b>.551</b>
4. USCA	227-210	.520
5. FMU	216-208	.509
6. NGA	42-42	.500
7. Lander	135-183	.425
8. ASU	174-269	.393
9. UNCP	148-281	.345
11. GSW	15-39	.278
*UNF	175-58	.751
*KSU	219-88	.713
*UPST	116-298	.280

## 2009 PBC PRESEASON BASEBALL POLL

1. Columbus State (7)	77
2. North Georgia (2)	71
3. USC Aiken (1)	63
4. GCSU	56
5. Francis Marion	55
6. AASU	42
7. UNC Pembroke	34
8. Augusta State	23
9. Lander	18
10. Ga. Southwestern	11

## 2007

### PLAYER OF THE WEEK

Feb 6 Justin Mills, GCSU  
 Feb 13 **Truman Marek, AASU**  
 Feb 20 Kurt McKee, CSU  
 Feb 27 Chris Sheehan, USCA  
 Mar 6 Craig Brisson, North Ga.  
 Mar 12 Kevin Deitrich, UNCP  
 Mar 19 Hans Stancil, GCSU  
 Mar 26 Justin Rickett, North Ga.  
 Apr 2 Justin Rickett, North Ga.  
 Apr 9 Drew Candlin, CSU  
 Apr 16 Drew Candlin, CSU  
 Apr 23 Justin Greene, FMU  
 Apr 30 Pete Paris, GCSU

### PITCHER OF THE WEEK

Feb 6 **Nate Herder, AASU**  
 Feb 13 Dylan Owen, FMU  
 Feb 20 Beau Hill, USCA  
 Feb 27 Michael Antonini, GCSU  
 Mar 6 Dave Cockroft, UNCP  
 Mar 12 Matt Howard, GCSU  
 Mar 19 Dave Cockroft, UNCP  
 Mar 26 Tim Fournier, USC Upstate  
 Apr 2 Anthony Arrington, CSU  
 Apr 9 **Truman Marek, AASU**  
 Apr 16 Chris Curtis, North Ga.  
 Apr 23 Andy Reichard, GCSU  
 Apr 30 Chris Curtis, North Ga.





# PBC IN POSTSEASON AND RANKINGS

## PBC TEAMS IN WORLD SERIES SINCE 1988

- 1988 - Armstrong Atlantic State (5th)
- 1989 - Armstrong Atlantic State (7th)  
North Florida (NAIA 3rd)
- 1990 - Columbus State (5th)
- 1991 - North Florida (NAIA 3rd)
- 1992 - None
- 1993 - USC Aiken (5th)
- 1994 - Armstrong Atlantic State (5th)  
Kennesaw State (NAIA 1st)
- 1995 - Georgia College & State (2nd)
- 1996 - Kennesaw State (1st)
- 1997 - Kennesaw State (3rd)
- 1998 - Kennesaw State (2nd)
- 1999 - Kennesaw State (2nd)
- 2000 - North Florida (3rd)
- 2001 - North Florida (3rd)
- 2002 - Columbus State (1st)
- 2003 - Kennesaw State (3rd)
- 2004 - Columbus State (5th)
- 2005 - North Florida (2nd)
- 2006 - Francis Marion (7th)
- 2007 - Columbus State (2nd)



*Darryl Boyd (throwing, below) was the PBC's top pitcher in 1993, going 7-1 and compiling a 1.79 ERA, leading the Pirates to a PBC championship and a South Atlantic Regional berth.*

## PBC TEAMS IN NCAA SOUTH ATL. REGIONAL SINCE '88 (SEED IN PARENTHESIS)

- 1988 - Armstrong Atlantic State (1)  
Columbus State (2)
- 1989 - Armstrong Atlantic State (1)
- 1990 - Armstrong Atlantic State (1)  
Columbus State (2)
- 1991 - Armstrong Atlantic State (1)
- 1992 - Armstrong Atlantic State (1)  
USC Aiken (2)
- 1993 - USC Aiken (1)  
Armstrong Atlantic State (2)  
Francis Marion (3)
- 1994 - Columbus State (1)  
Armstrong Atlantic State (2)  
North Florida (2 - South)
- 1995 - Kennesaw State (1)  
North Florida (1 - South)  
Georgia College & State (3)
- 1996 - Kennesaw State (1)  
Columbus State (2)
- 1997 - Kennesaw State (1)  
Georgia College & State (3)  
North Florida (3 - South)
- 1998 - Kennesaw State (1)  
Armstrong Atlantic State (2)  
Columbus State (4)
- 1999 - North Florida (1)  
Kennesaw State (3)  
Armstrong Atlantic State (4)
- 2000 - North Florida (1)  
Georgia College & State (3)  
Kennesaw State (4)
- 2001 - North Florida (1)  
Kennesaw State (2)  
Georgia College & State (3)
- 2002 - Kennesaw State (1)  
North Florida (2)  
Columbus State (3)  
GC&SU (4)
- 2003 - North Florida (1)  
Armstrong Atlantic State (2)  
Kennesaw State (3)  
Francis Marion (4)
- 2004 - North Florida (1)  
Columbus State (3)  
Augusta State (4)
- 2005 - North Florida (1)  
Kennesaw State (2)  
Francis Marion (3)  
USC Aiken (4)
- 2006 - GCSU (1)  
Francis Marion (2)  
Columbus State (3)  
Armstrong Atlantic State (4)  
USC Aiken (5)
- 2007 - GCSU (2)  
Columbus State (3)  
Armstrong Atlantic State (4)  
USC Aiken (5)
- 2008 - Columbus State (2)  
USC Aiken (3)  
North Georgia (4)

## PBC TEAMS IN NCAA DII FINAL POLL SINCE '88 (RANK IN PARENTHESIS)

- 1988 - Armstrong Atlantic State (4)  
Columbus State (8)
- 1989 - Armstrong Atlantic State (1)  
Columbus State (15)
- 1990 - Armstrong Atlantic State (1)  
Columbus State (17)
- 1991 - Armstrong Atlantic State (12)
- 1992 - USC Aiken (6)  
Armstrong Atlantic State (8)  
Columbus State (18)
- 1993 - USC Aiken (5)  
Armstrong Atlantic State (11)  
Francis Marion (19)
- 1994 - Armstrong Atlantic State (5)  
North Florida (10)  
Georgia College & State (14)  
Columbus State (17)
- 1995 - Georgia College & State (2)  
Kennesaw State (10)  
North Florida (11)  
Columbus State (23)
- 1996 - Kennesaw State (1)  
Columbus State (7)  
Georgia College & State (30)  
Armstrong Atlantic State (31)
- 1997 - Kennesaw State (4)  
Georgia College & State (7)  
North Florida (11)
- 1998 - Kennesaw State (2)  
Columbus State (18)  
Armstrong Atlantic State (19)  
North Florida (21)
- 1999 - Kennesaw State (2)  
North Florida (5)  
Armstrong Atlantic State (10)  
Columbus State (12)  
Lander (24)  
Georgia College & State (30)
- 2000 - North Florida (3)  
Georgia College & State (6)  
Kennesaw State (17)  
Columbus State (24)  
Armstrong Atlantic State (25)
- 2001 - North Florida (3)  
Kennesaw State (6)  
Georgia College & State (10)  
Armstrong Atlantic State (15)  
Lander (18)  
Columbus State (22)
- 2002 - Columbus State (1)  
Kennesaw State (5)  
North Florida (10)  
Georgia College & State (14)  
USC Aiken (20)
- 2003 - Kennesaw State (3)  
North Florida (5)  
Armstrong Atlantic State (9)  
Francis Marion (18)  
Columbus State (22)
- 2004 - Columbus State (5)  
North Florida (7)  
Augusta State (19)  
GC&SU (29)
- 2005 - North Florida (2)  
Kennesaw State (10)  
USC Aiken (12)  
Francis Marion (14)  
Armstrong Atlantic State (18)  
GC&SU (28)
- 2006 - Francis Marion (6)  
GCSU (17)  
Columbus State (14)  
USC Aiken (16)  
AASU (T24)
- 2007 - Columbus State (2)  
GCSU (13)  
AASU (21)  
USC Aiken (27)  
Francis Marion (29)
- 2008 - Columbus State (7)  
USC Aiken (11)  
North Georgia (20)  
Francis Marion (27)



# PBC YEARLY STATISTICAL LEADERS (INDIVIDUAL)



## BATTING

YR	PLAYER	GP	AB	H	AVG.
1992	Roman Miestowski, ASC	58	227	101	.445
1993	Chris Hodge, AC	51	177	72	.407
1994	Keith Daugherty, COL	54	205	84	.410
1995	Ryan Coe, KSC	51	192	87	.453
1996	Greg Winters, GC	58	186	78	.419
1997	Bert Beatson, FMU	44	163	68	.417
1998	Jason Jones, KSU	66	256	101	.395
1999	Willie Carter, KSCU	55	222	92	.414
2000	J.P. Soging, GCSU	59	209	84	.402
2001	Chris Carr, GCSU	59	193	80	.415
2002	Ashley Farr, USCA	56	220	94	.427
2003	Ashley Farr, USCA	54	207	100	.483
2004	Sam Barth, ASU	55	215	86	.400
2005	Matt Goyea, Upstate	46	181	77	.425
2006	Jesse Barbaro, Lander	52	185	73	.395
2007	Jesse Barbaro, Lander	54	211	88	.417
2008	Chad Jacobsen, USCA	64	246	108	.439

## RBI

YR	PLAYER	GP	RBI	RBI/GAME
1992	Eric Chavez, ASC	59	82	1.39
1993	Tom Estep, FMU	43	57	1.33
1994	Tony Kunka, ASC	65	86	1.32
1995	Ryan Coe, KSC	51	67	1.31
1996	Dusty DeVore, COL	55	62	1.13
1997	Steve Mitrovich, FMU	46	48	1.04
1998	Jason Jones, KSU	66	103	1.56
1999	Jason Jones, KSU	63	93	1.48
2000	Kevin Kay, UNF	60	83	1.38
2001	Brad Bouras, CSU	54	67	1.24
2002	Ashley Farr, USCA	56	74	1.32
2003	Tavis Cummings, USCA	56	74	1.32
2004	Joseph Russell, UNF	57	75	1.32
2005	Larry Pittmon, CSU	61	75	1.23
2006	Mike DeVeaux, GCSU	53	67	1.26
2007	Mike DeVeaux, GCSU	65	78	1.20
2008	Chad Jacobsen, USCA	62	75	1.21
2008	Rodney Rutherford, CSU	62	89	1.44

## HOME RUNS

YR	PLAYER	GP	HR	HR/GAME
1992	Eric Chavez, ASC	59	21	0.36
1993	Chris Hodge, AC	51	18	0.35
1994	Tarry Stokes, AC	51	25	0.49
1995	Keith Daugherty, COL	60	15	0.25
1996	Dusty DeVore, COL	55	22	0.40
1997	Jason Backus, GCSU	64	18	0.28
1998	Jason Jones, KSU	66	26	0.39
1999	Jason Jones, KSU	63	25	0.40
2000	Chris Carr, GCSU	57	17	0.30
2001	Donny Hood, KSU	59	19	0.32
2002	Donny Hood, KSU	59	18	0.31
2003	Scott Conway, KSU	57	21	0.37
2004	Larry Pittmon, CSU	61	21	0.34
2005	Marion Knowles, UNF	63	18	0.29
2006	Four Tied With		10	
2007	Rodney Rutherford, CSU	68	14	0.21
2008	Rodney Rutherford, CSU	62	26	0.42

## DOUBLES

YR	PLAYER	GP	2B	2B/GAME
1992	Tom Estep, FMU	43	15	0.35
1993	Ty Stott, USCS	48	17	0.41
1994	Danny O'Rourke, GC	54	24	0.41
1995	Tarry Stokes, AC	49	21	0.43
1996	Chris Grady, GC	58	26	0.45
1997	Stanley Moss, USCS	43	18	0.42
1998	Brad Bender, CSU	51	24	0.47
1999	Jason Lockhart, UNCP	49	24	0.49
2000	Chris Carr, GCSU	57	24	0.42
2001	Lloyd Turner, KSU	60	23	0.38
2002	Chris Gilstrap, CSU	62	24	0.39
2003	Clint Watters, KSU	58	24	0.41
2004	Bradley Key, USCA	58	24	0.43
2005	Robert Davis, USCA	58	24	0.41
2006	Drew Candlin, CSU	60	24	0.40
2007	Chad Jacobsen, USCA	62	25	0.40
2008	Craig Brisson, NGA	62	22	0.35

## TRIPLES

YR	PLAYER	GP	3B	3B/GAME
1992	Brad Beatson, FMU	41	5	0.12
1993	Antone Brooks, FMU	40	4	0.10
1994	Greg Medford, USCS	42	5	0.12
1995	Greg Medford, USCS	38	5	0.13
1996	Ryan Girard, AC	49	7	0.14
1997	Bert Beatson, FMU	44	5	0.11
1998	Justin Sands, FMU	46	6	0.13
1999	Tom Darby, LU	47	7	0.15
2000	Haydn Chinn, AASU	53	5	0.09
2001	Matt May, ASU	50	9	0.18
2002	Chris Boean, AASU	55	6	0.11
2003	Six tied with 4			
2004	Quincy Wyche, UNCP	51	6	0.12
2005	Casey Derhak, USCA	59	8	0.14
2006	Truman Marek, AASU	56	7	0.13
2007	Justin Greene, FMU	56	7	0.13
2007	Nick Stewart, FMU	54	8	0.15
2008	Greg Phelps, FMU	52	7	0.13

## STOLEN BASES

YR	PLAYER	GP	SB-SBA	SB/GAME
1992	Marquis Spell, FMU	43	30-35	0.70
1993	Brad Breen, FMU	43	29-33	0.67
1994	Adam Riggs, USCA	57	42-47	0.74
1995	Brett Thees, CSU	58	46-51	0.79
1996	Joe Parks, KSU	56	37-42	0.66
1997	Lee Carter, FMU	47	27-32	0.57
1998	Scott Crabb, GCSU	53	27-33	0.51
1999	Willie Carter, ASU	55	35-42	0.64
2000	Julu Foreman, ASU	54	49-58	0.91
2001	Gary Harris, GCSU	59	30-35	0.51
2002	Jason Samples, GCSU	52	31-43	0.60
2003	Clint Keown, USCA	53	52-59	0.98
2004	Garrett Kasper, CSU	57	38-34	0.49
2005	Brandon Sumlin, ASU	49	31-39	0.63
2006	Brian Lauderdale, NGA	61	44-51	0.72
2007	Justin Mills, GCSU	62	38-40	0.61
2008	Jonnie Geiger, CSU	61	39-43	0.64

## VICTORIES

YR	PLAYER	IP	W-L	Pct.
1992	Daryle Gavlick, ASC	100.0	11-1	91.7
1993	Keith Linbarger, COL	116.7	11-3	.786
1994	Rob Jackson, AC	111.1	10-5	.667
1994	Tim Trawick, COL	99.2	11-2	.846
1995	Chris McKnight, KSC	107.1	13-0	1.000
1996	Rodney Stevenson, COL	124.0	13-2	.867
1997	Jeremy Halpin, FMU	97.0	13-2	.867
1998	Dusty Kepner, KSU	103.0	12-0	1.000
1998	Chris Bowen, KSU	119.2	12-2	.857
1999	Tony Pierce, CSU	113.0	12-1	.923
2000	Matt Incinelli, UNF	107.1	12-1	.923
2001	Brad Reed, KSU	58.2	14-1	.933
2001	Tod Ewasko, UNF	144.1	14-3	.824
2002	Brian Rauch, UNF	112.0	14-3	.824
2002	Erin Jones, FMU	117.2	12-6	.667
2003	Jon Dobyans, AASU	105.2	12-2	.857
2004	Travis Stanton, UNF	128.1	12-2	.857
2005	Jon Troop, AASU	94.0	11-5	.688
2006	Dylan Owen, FMU	117.1	12-3	.800
2007	Jarrett Coker, CSU	115.1	11-3	.786
2008	Korey Noles, CSU	119.3	13-0	1.000

## SAVES

YR	PLAYER	IP	ERA	SAVES
1992	Steve Lee, USCA	40.1	0.89	8
1993	Tony Locey, COL	49.0	1.29	11
1994	Scott Donovan, ASC	57.0	5.05	8
1995	Doug Louthan, ASC	62.2	2.44	8
1996	Brandon O'Hearn, COL	28.1	1.27	13
1997	Jason Jones, KSU	28.2	1.88	9
1998	Casey Jackson, ASU	29.1	1.40	5
1998	Mike Prokop, KSU	36.0	1.75	5
1999	Chris Humrich, AASU	26.2	3.04	10
2000	Jerrold Payne, UNF	54.2	1.65	14
2001	Mike Wood, UNF	80.1	4.59	16
2002	Brian Baker, CSU	58.0	2.02	8
2002	Justin Cerrato, UNF	44.0	1.84	10
2004	Cody Williams, ASU	30.0	4.50	9
2005	Matt Noland, AASU	80.0	0.30	12
2006	Scott Wandless, USCA	34.2	1.56	17
2007	Zach Farry, FMU	62.0	2.03	10
2008	Zach Farry, FMU	55.1	3.58	13

## EARNED RUNS

YR	PLAYER	IP	R	ER	ERA
1992	Daryle Gavlick, ASC	100.0	25	13	1.17
1993	Tony Locey, COL	49.0	12	7	1.25
1994	Mason Rose, AC	57.2	15	11	1.72
1995	Chris McKnight, KSC	107.1	32	20	1.68
1996	Jeff Agard, CSU	78.0	22	9	1.04
1997	Donnie Thomas, KSU	98.1	31	20	1.83
1998	Jeremy Wedel, AASU	114.0	36	26	2.05
1999	Tony Pierce, CSU	113.0	37	26	2.07
2000	Adam Horne, UNF	89.2	28	18	1.81
2001	Ben Genrich, KSU	79.1	35	24	2.72
2002	Erin Jones, FMU	117.2	57	30	2.29
2003	Justin Walker, ASU	71.2	29	18	2.26
2004	Judson Bradley, CSU	66.2	22	15	2.03
2005	Josh Papelbon, UNF	66.2	12	11	1.49
2006	Michael Newman, GCSU	81.0	38	16	1.78
2007	Dylan Owen, FMU	102.1	20	13	1.14
2008	Korey Noles, CSU	119.2	31	23	1.73

## STRIKEOUTS

YR	PLAYER	GP	IP	SO	K's/G
1992	Daryle Gavlick, ASC	14	100.0	124	11.16
1993	Bryan Ward, USCA	21	110.2	134	10.90
1994	Brian Britton, COL	19	119.0	133	10.10
1995	Chad Beagle, USCA	19	55.0	74	12.11
1996	Chip Cason, GC	17	91.2	99	9.77
1997	Kevin Mobley, GCSU	19	116.0	129	10.00
1998	Mark Copeland, AASU	14	56.0	58	9.64
1999	David Lee, LU	17	65.0	86	11.91
2000	Lee Rodney, FMU	17	79.2	92	10.37
2001	Tod Ewasko, UNF	22	142.1	108	6.84
2002	Grant Reynolds, CSU	27	107.0	134	11.71
2003	Grant Reynolds, CSU	16	98.0	115	10.56
2004	Travis Stanton, UNF	20	128.1	115	8.08
2005	Matt Goyea, GCSU	13	90.2	122	12.11
2006	Dylan Owen, FMU	17	125.0	124	8.92
2007	Dylan Owen, FMU	13	102.1	121	10.67
2008	Korey Noles, CSU	15	119.2	129	9.74
2008	Danny Davidson, CSU	16	107.2	129	10.10





# PBC YEARLY STATISTICAL LEADERS (TEAM)

## BATTING

YR	SCHOOL	GP	AB	H	AVG.
1992	Armstrong State	59	2299	602	.316
1993	Armstrong State	59	1971	666	.338
1994	Kennesaw State	62	1902	628	.330
1995	Kennesaw State	55	1854	613	.331
1996	Francis Marion	37	1289	399	.310
1997	Francis Marion	47	1577	488	.309
1998	Kennesaw State	66	2250	768	.342
1999	Lander	48	1634	530	.324
2000	GC&SU	59	1977	625	.316
2001	Armstrong Atlantic	53	1787	615	.344
2002	Armstrong Atlantic	55	1890	641	.339
2003	USC Aiken	54	1890	626	.331
2004	Augusta State	56	1882	601	.319
2005	Armstrong Atlantic	50	1686	556	.330
2006	Armstrong Atlantic	57	2001	648	.324
2007	Armstrong Atlantic	62	2167	728	.336
2008	Columbus State	62	2215	739	.334

## SCORING

YR	SCHOOL	GP	R	R/GAME
1992	Armstrong State	59	502	8.51
1993	Armstrong State	59	565	9.58
1994	Armstrong State	66	571	8.65
1995	Kennesaw State	55	433	7.87
1996	Columbus College	56	399	7.13
1997	Kennesaw State	62	447	7.21
1998	Kennesaw State	66	628	9.51
1999	North Florida	60	506	8.43
2000	North Florida	63	514	8.16
2001	Columbus State	56	497	8.88
2002	Columbus State	63	511	8.11
2003	Augusta State	51	407	7.98
2004	Augusta State	56	424	7.57
2005	USC Upstate	54	413	7.65
2006	GCSU	65	506	7.78
2007	Armstrong Atlantic	62	472	7.61
	USC Aiken	63	472	7.49
2008	USC Aiken	64	552	8.63

## HOME RUNS

YR	SCHOOL	GP	HR	HR/GAME
1992	N/A			
1993	Augusta College	51	64	1.25
1994	Augusta College	52	62	1.19
1995	Columbus College	60	55	0.92
1996	Columbus College	56	91	1.63
1997	Columbus State	55	63	1.15
1998	Kennesaw State	66	91	1.38
1999	North Florida	60	92	1.53
2000	USC Aiken	56	74	1.32
2001	Kennesaw State	60	69	1.15
2002	USC Aiken	56	78	1.39
2003	Kennesaw State	58	83	1.43
2004	Kennesaw State	56	60	1.07
2005	GC&SU	53	60	1.13
2006	GCSU	65	54	0.83
2007	Columbus State	70	57	0.81
2008	USC Aiken	64	81	1.23

## STOLEN BASES

YR	SCHOOL	GP	SB-SBA	SB/GAME
1992	N/A			
1993	Francis Marion	43	79-91	1.84
1994	USC-Aiken	57	150-174	2.63
1995	Georgia College	61	115-149	1.89
1996	Kennesaw State	65	107-138	1.65
1997	Francis Marion	47	77-109	1.64
1998	GC&SU	57	113-155	1.98
1999	GC&SU	55	141-181	2.56
2000	Augusta State	54	120-153	2.22
2001	Columbus State	56	135-172	2.41
2002	GC&SU	54	126-173	2.33
2003	GC&SU	51	113-155	2.22
2004	Augusta State	56	131-172	2.34
2005	UNC Pembroke	54	94-117	1.74
2006	GCSU	65	117-142	1.80
2007	Armstrong Atlantic	62	105-131	1.69
2008	GCSU	57	132-163	2.32

## FIELDING

YR	SCHOOL	GP	PO	AST	ERR	PCT
1992	Columbus College	53	1280	491	64	.965
1993	Kennesaw State	54	1176	457	56	.967
1994	Kennesaw State	62	1415	623	93	.956
1995	Columbus College	60	1515	638	88	.961
1996	Columbus College	56	1455	608	76	.964
1997	Armstrong Atlantic	58	1444	639	85	.961
1998	Kennesaw State	66	1671	765	72	.971
1999	Armstrong Atlantic	56	1409	558	74	.964
2000	Armstrong Atlantic	54	1397	553	81	.960
2001	Lander	51	1261	517	74	.960
	Columbus State	56	1346	587	81	.960
2002	Kennesaw State	59	1513	626	71	.968
2003	Kennesaw State	58	1472	615	75	.965
2004	Kennesaw State	56	1378	572	67	.967
	North Florida	59	1529	668	75	.967
2005	North Florida	64	1694	722	83	.967
2006	Columbus State	61	1520	687	74	.968
2007	Columbus State	70	1819	796	69	.974
2008	Augusta State	55	1429	636	72	.966

## EARNED RUNS

YR	SCHOOL	GP	IP	R	ER	ERA
1992	Armstrong State	59	495.1	203	128	2.33
1993	Armstrong State	59	502	243	145	2.69
1994	Armstrong State	66	567.2	311	212	3.36
1995	Kennesaw State	55	463.1	201	144	2.80
1996	Kennesaw State	65	562	242	189	3.03
1997	Kennesaw State	62	521	210	154	2.66
1998	Kennesaw State	66	557	192	154	2.49
1999	Kennesaw State	63	530	253	199	3.38
2000	Kennesaw State	58	491	247	189	3.46
2001	Francis Marion	51	426.1	259	182	3.84
2002	Columbus State	63	530.2	272	181	3.07
2003	Armstrong Atlantic	51	431.1	169	130	2.71
2004	Francis Marion	46	386.2	199	150	3.49
2005	Francis Marion	51	433.7	197	150	3.11
2006	GCSU	65	565.1	248	177	2.82
2007	Columbus State	70	606.1	251	202	3.00
2008	Columbus State	62	535.1	246	199	3.35





## INDIVIDUAL BATTING RECORDS

### Highest Batting Average

**Season** .483 by Ashley Farr (USCA), 2003  
**Career** .420 by Ashley Farr (USCA), 2002-04

### Highest Slugging Percentage

**Season** .837 by Jason Jones (KSU), 1999  
**Career** .732 by Ryan Coe (KSC), 1994-95

### Most Games Played

**Season** 70 by Drew Candlin (CSU), 2007  
**Career** 249 by Kurt McKee (CSU), 2003-07

### Most At Bats

**Game** 8, 17 times. (2 times in 2006)  
**Season** 293 by Drew Candlin (CSU), 2007  
**Career** 945 by Kurt McKee (CSU), 2003-07

### Most Runs Scored

**Game** 6 by Clint Watters (KSU) vs. Clark Atlanta, 3-23-04  
 6 by Kevin Faulkner (LU) vs. Belmont Abbey, 4-20-04  
**Season** 88 by Nathan Cothran (KSU), 1998  
**Career** 230 by Brad Bouras (CSU), 1998-01

### Most Hits

**Game** 7 by Adrian Colton (KSU) vs. Clark Atlanta, 3-23-04  
**Season** 108 by Chad Jacobsen (USCA), 2008  
**Career** 304 by Jason Morales (UNCP), 2005-08

### Most Runs Batted In

**Game** 10 by Jason Berry (USCS) vs. Belmont Abbey, 3-13-01  
**Season** 103 by Jason Jones (KSU), 1998  
**Career** 255 by Brad Bouras (CSU), 1998-01

### Most Doubles

**Game** 4, four times. Last: Daniel Heflin (AASU) vs. Wayne State, 3-6-06  
**Season** 26 by Chris Grady (GC), 1996  
 26 by Kyle Catrett (UNF), 2000  
**Career** 69 by Clint Watters (KSU), 2001-04

### Most Triples

**Game** 3 by Rauf Tunali (KSU) vs. Lincoln Memorial, 2-22-97  
**Season** 9 by Matt May (ASU), 2001  
**Career** 18 by Dustin Sands (FMU), 1995-98

### Most Home Runs

**Game** 4 by Steve Wilfing (FMU) vs. Newberry, 4-7-93  
**Season** 26 by Rodney Rutherford (CSU), 2008  
 26 by Jason Jones (KSU), 1998  
**Career** 63 by Brad Bouras, 1998-01

### Most Consecutive Games with a Home Run

7 by Ryan Coe (KSC, 1994)

### Most Total Bases

**Game** 20 by Jason Berry (USCS) vs. Belmont Abbey, 3-13-01  
**Season** 206 by Jason Jones (KSU), 1998  
**Career** 561 by Brad Bouras (CSU), 1998-01

### Most Walks

**Game** 5 by Hans Stancil (GCSU) vs. Albany State, 3-21-07  
 5 by Hans Stancil (GCSU) vs. North Georgia, 4/15/06  
**Season** 67 by Greg Winters (GC), 1996  
**Career** 199 by Greg Winters (GC), 1993-96

### Most Times Hit by Pitch

**Game** 4 by Stephen Worrell (CSU) vs. Pfeiffer, 5-13-04 (**DII Record**)  
**Season** 30 by Deron Spink (ASC), 1994  
**Career** 45 by J. Taylor (FMU), 1999-2000

### Most Stolen Bases

**Game** 5 by Brandon Sumlin (ASU) vs. Molloy, 3-5-05  
 5 by Clint Keown (USCA) vs. Lindsey-Wilson, 3-12-03  
**Season** 52 by Clint Keown (USCA), 2003  
**Career** 126 by Jonnie Geiger (AASU & CSU), 2005-08

### Longest Hitting Streak

**Season** 41 by David Harriman (AASU), 2002  
**Career** 47 by Sam Barth (ASU), 2004-05 (**DII Record**)

### Most Sacrifice Hits

**Game** 3 by many  
**Season** 21 by Sean Hotzak (AASU), 2006  
**Career** 49 by Sean Hotzak (AASU), 2004-07

## INDIVIDUAL RECORDS

### Most Appearances

**Season** 41 by Michael Newman (GCSU), 2006  
**Career** 118 by Michael Newman (GCSU), 2004-08 **DII National Record**

### Most Starts

**Season** 20 by Kevin Dye (GC), 1995  
**Career** 65 by Matt Incinelli (UNF), 1999-2002

### Most Complete Games

**Season** 12 by Rusty Kea (GC), 1992  
 12 by Tod Ewasko (UNF), 2001  
**Career** 29 by Erin Jones (FMU), 2002-04

### Most Relief Appearances

**Season** 41 by Michael Newman (GCSU), 2006  
**Career** 118 by Michael Newman (GCSU), 2004-08 **DII National Record**

### Most Wins

**Season** 14 by Brad Reed (KSU), 2001  
 14 by Tod Ewasko (UNF), 2001  
 14 by Brian Rauch (UNF), 2001  
**Career** 45 by Matt Incinelli (UNF), 1999-2002

### Most Consecutive Wins

**Season** 13 by Korey Noles (CSU), 2008  
 13 by Chris McKnight (KSC), 1995  
**Career** 18 by Korey Noles (CSU), 2007-08  
 18 by Greg Perry (KSU), 1995-99

### Highest Win-Loss Percentage (Min. 10 decisions)

**Season** 1.000 (13-0) by Korey Noles (CSU), 2008  
 1.000 (12-0) by Jason Childers (KSC), 1996  
 1.000 (12-0) by Dusty Keppen (KSU), 1998  
 1.000 (10-0) by Adam Brandenburg (KSU), 2002  
**Career** 1.000 (18-0) by Greg Perry (KSU), 1995-99

### Most Saves

**Season** 17 by Nick Wandless (USCA), 2006  
**Career** 32 by Nick Wandless (USCA), 2003-06 **DII National Record**

### Lowest Earned Run Average

**Season** 0.89 by Steve Lee (USCA), 1993  
**Career** 1.91 by Steve Lee (USCA), 1992-93

### Consecutive Scoreless Innings

**Season** 30.1 by Mark Ewing (ASC), 1992

### Consecutive Scoreless Appearances

**Season** 24 by Matt Nalutka (AASU), 2005

### Most Innings Pitched

**Game** 12.0 by Ashley Brewer (UNCP) vs. USC Aiken, 4-3-04  
 12.0 by Jason Nunzy (USCA) vs. AASU, 3-30-02  
**Season** 144.2 by Kevin Dye (GC), 1995  
**Career** 430.2 by Matt Incinelli (UNF), 1999-2002

### Most Strikeouts

**Game** 19 by Jeremy Ward (UNCP) vs. AASU, 4-28-01  
 19 by Chris Reynolds (KSU) vs. USCA, 3-14-03  
**Season** 146 by Tony Pierce (CSU), 1999  
**Career** 334 by Dylan Owen (FMU), 2005-07

### Most Walks

**Game** 11 by Clint Brooks (ASC) vs. Valdosta State, 4-11-95  
 11 by Antone Brooks (FMU) vs. USC Aiken, 3-30-93  
**Season** 67 by Mark Copland (ASU), 1997  
**Career** 172 by Chris Daniels (USCA), 1997-2000

### Most Shutouts

**Season** 4 by Jason Childers (KSC), 1996  
 4 by Daryle Gavlick (ASC), 1992  
**Career** 5 by Jason Childers (KSU), 1996-97

## INDIVIDUAL FIELDING RECORDS

### Most Putouts

**Game** 20 by Barrett Otto (UNCP) vs. Augusta State, 2-26-06  
 20 by Michael Wadowski (USCA) vs. USC Upstate, 2-13-05  
**Season** 611 by Billy Howard (CSU), 2007  
**Career** 2,063 by Billy Howard (CSU), 2004-07

### Most Assists

**Game** 11 by Mike DeVeaux (GCSU) vs. Shippensburg, 3-4-06  
**Season** 250 by Anders Oster (NGA), 2008  
**Career** 766 by Kurt McKee (CSU), 2003-07







# PEACH BELT CONFERENCE RECORDS (ALL GAMES)

## Most Errors

**Game** 5, four times.  
**Season** 42 by Shane Hopper (CSU), 1999  
**Career** 88 by Tony Hanks (USCA), 2001-04

## Most Passed Balls

**Game** 5 by David Gillespie (USCA) vs UNC Pembroke, 4-21-00  
**Season** 31 by David Gillespie (USCA), 2000  
**Career** 49 by Derrick Roadcap (FMU), 1991-94

## TEAM RECORDS

**Most Wins in a Season:** 61 by Kennesaw State, 1998 (**DII Record**)  
**Most Consecutive Wins:** 30 by Kennesaw State, 1998 (**DII Record**)  
**Most Consecutive Home Wins:** 31 by Kennesaw State, 1998  
**Most Consecutive Away Wins:** 11 by Kennesaw State, 1998  
**Best Won-Lost Percentage:** .924 (61-5) by Kennesaw State, 1998  
**Most Losses in a Season:** 42 by USC Spartanburg, 2001  
**Most Consecutive Losses:** 16 by Pembroke State, 1994  
**Most Consecutive Home Losses:** 10 by Pembroke State, 1994  
**Most Consecutive Away Losses:** 9 by Francis Marion, 1999 & 2002  
**Longest Game:** 17 innings, GCSU vs. Shippensburg (W 6-5), 3-4-06

## TEAM BATTING RECORDS

### Highest Batting Average

**Season** .344 by Armstrong Atlantic State, 2001

### Most At Bats

**Game** 66 by USC Aiken vs. USC Upstate, 2-13-05  
**Season** 2398 by Columbus State, 2007

### Most Runs

**Inning** 16 by Armstrong Atlantic vs. North Greenville, 2-10-06 (1st)  
 16 by Kennesaw State vs. Knoxville, 4-19-96

**Game** 35 by Kennesaw State vs. Clark Atlanta, 3-23-04  
**Season** 628 by Kennesaw State, 1998

### Most Hits

**Inning** 13 by Kennesaw State vs. Knoxville, 4-19-96  
**Game** 30 by Kennesaw State vs. Clark Atlanta, 3-23-04  
**Season** 768 by Kennesaw State, 1998

### Most Runs Batted In

**Inning** 15 by Kennesaw State vs. Knoxville, 4-19-96  
**Game** 32 by Kennesaw State vs. Clark Atlanta, 3-23-04  
**Season** 558 by Kennesaw State, 1998

### Most Doubles

**Inning** 5 by USC Aiken vs. GC&SU, 3-7-99  
**Game** 11 by USC Upstate vs. Bloomfield, 2-5-05  
 11 by Armstrong State vs. S. C. State, 3-30-93  
**Season** 152 by Kennesaw State, 1998

### Most Triples

**Inning** 2, three times. Last: by Francis Marion vs. North Greenville, 4-24-04  
**Game** 4, 8 times. Last: Augusta State vs. Coker, 4-14-08  
**Season** 38 by Armstrong Atlantic State, 1994

### Most Home Runs

**Inning** 3, several times  
**Game** 11 by Francis Marion vs. Newberry, (4-7-93)  
**Season** 92 by Columbus College, 1996  
 92 by North Florida, 1999

### Most Grand Slams

**Inning** 2 by AASU vs. Augusta State, 4-15-07 (7th inning)  
**Game** 2 by AASU vs. Augusta State, 4-15-07 (**DII Record**)  
**Season** 5 by Armstrong Atlantic State, 1994 & 2007  
 5 by USC Aiken, 2002

### Most Total Bases

**Inning** 19 by UNC Pembroke vs. East Stroudsburg, 3-8-03  
**Game** 69 by USC Spartanburg vs. Belmont Abbey, 3-13-01  
**Season** 1,215 by Kennesaw State, 1998

### Most Times Walked

**Inning** 7 by GC&SU vs. North Florida, 4-15-00  
 7 by USC Aiken vs. Fairmont State, 3-7-00  
 7 by Francis Marion vs. West Virginia State, 3-27-92  
**Game** 18 by Columbus State vs. Albany State, 4-6-05  
 18 by USC Aiken vs. Fairmont State, 3-7-00  
**Season** 383 by Armstrong Atlantic State, 1993

### Most Sacrifice Hits

**Game** 6 by USC Aiken vs. Francis Marion, 3-17-07 (**Ties DII Record**)  
 6 by Francis Marion vs. USC Aiken, 4-26-06 (**Ties DII Record**)  
 6 by AASU vs. FMU, 4-6-03 (**Ties DII Record**)  
**Season** 74 by GC&SU, 1995 (**DII Record**)

## Most Sacrifice Flies

**Game** 6 by Armstrong State vs. Gannon, 2-28-92  
**Season** 62 by Armstrong State, 1994 (**DII Record**)

## Most Stolen Bases

**Inning** 5 by Pembroke State vs. St. Andrews  
**Game** 12 by Lander vs. Saint Augustine's, 3-10-06  
**Season** 168 by USC Aiken, 1992

## Most Stolen Base Attempts

**Inning** 6 by Pembroke State vs. St. Andrews  
**Game** 12 by Lander vs. Saint Augustine's, 3-10-06  
**Season** 202 by USC Aiken, 1992

## Most Times Hit by Pitch

**Inning** 4 by Armstrong Atlantic vs. Adelphi, 3-7-00  
**Game** 9 by Augusta State vs. Claffin, 2-7-07  
 9 by USC Aiken vs. Taylor, 3-28-02  
**Season** 90 by GCSU, 2006

## Most Consecutive Games Without Being Shutout, Season

66 by Kennesaw State, 1998

## Most Consecutive Games Without Being Shutout, Overall

260 by USC Aiken, 3-9-96 to 3-4-00

## Largest Winning Margin

**Game** 35 by Kennesaw State (35) vs. Clark Atlanta (0), 3-23-04

## TEAM PITCHING RECORDS

### Most Complete Games

**Season** 26 by Georgia College, 1992

### Lowest Earned Run Average

**Season** 2.33 by Armstrong Atlantic State, 1992

### Most Innings Pitched

**Season** 606.1 by Columbus State, 2007

### Most Strikeouts

**Inning** 4, several times  
**Game** 22 by Columbus State vs. USC Aiken, 5-11-94  
**Season** 532 by Columbus State, 2007

### Most Walks Allowed

**Inning** 6, several times  
**Game** 22 by Columbus State vs. Huntingdon, 4-13-99  
**Season** 297 by Armstrong Atlantic State, 1994

### Most Shutouts

**Season** 12 by Kennesaw State, 1998

### Most Saves

**Season** 21 by North Florida, 2005

## TEAM FIELDING RECORDS

### Most Putouts

**Game** 51, GCSU vs. Shippensburg, 3-4-06  
**Season** 1819 by Columbus State, 2007

### Most Assists

**Inning** 7, several times  
**Game** 28 by North Florida vs. UNC Pembroke, 2-12-05  
**Season** 796 by Columbus State, 2007

### Most Errors

**Inning** 4 by Augusta State vs. Erskine, 3-31-98  
**Game** 9 by Augusta State vs. UNC Pembroke, 2-26-06  
 9 by Francis Marion vs. UNC Pembroke, 2-14-98  
 9 by Francis Marion vs. Lander, 4-12-98  
**Season** 157 by Georgia College & State Univ., 1997

### Most Double Plays

**Game** 6 by Lander vs. USC Aiken, 3-15-98 (**T-DII Record**)  
**Season** 71 by Kennesaw State, 2005

### Most Passed Balls

**Game** 5 by GC&SU vs. Wisconsin-Parkside, 3-15-05  
 5 by USC Aiken vs. UNC Pembroke, 4-21-00  
 5 by GC&SU vs. UNC Pembroke, 4-6-03  
**Season** 41 by USC Aiken, 2000





## INDIVIDUAL BATTING RECORDS

### Highest Batting Average

**Season** .485 by Brian Lauderdale (NGA), 2006  
**Career** .392 by Ashley Farr (USCA), 2002-04

### Highest Slugging Percentage

**Season** 1.059 by Tarry Stokes (AC), 1995  
**Career** .713 by Tarry Stokes (AC) 1992-95

### Most Games

**Season** 30 by many  
**Career** 115 by Jerry Honeycutt (FMU), 2000-03

### Most At Bats

**Game** 8 by 12 players (7 in 2005)  
**Season** 133 by Julius Thames (KSU), 2002  
**Career** 414 by Jason Weaver (FMU), 2003-06

### Most Runs Scored

**Game** 5 by six players  
**Season** 44 by Willie Harris (KSU), 1999  
**Career** 85 by Alfredo Lugo (GC&SU), 1998-2001

### Most Hits

**Game** 6 by Kurt McKee (CSU) vs. UNC Pembroke, 4-25-04  
**Season** 51 by Tyler Evans (AASU), 2007  
**Career** 131 by Jerry Honeycutt (FMU), 2000-03

### Most Runs Batted In

**Game** 8 by Scott Conway (KSU) vs. Francis Marion, 2-22-03  
**Season** 44 by Jason Jones (KSU), 1999  
**Career** 93 by Jason Jones (KSU), 1996-99

### Most Doubles

**Game** 3 by 13 players (last by Andre Airich (NGA) vs. GSW, 4-19-08)  
**Season** 15 by Donny Hood (KSU), 2002  
**Career** 31 by Dustin Sands (FMU), 1995-98

### Most Triples

**Game** 2 by 11 players (last by Tyler Marzofka (ASU) vs. FMU, 4-20-08)  
**Season** 6 by Dustin Sands (FMU), 1998  
**Career** 12 by Dustin Sands (FMU), 1995-98

### Most Home Runs

**Game** 3 by six players (last by Justin Greene (FMU) vs. ASU, 4-19-08)  
**Season** 14 by Jason Jones (KSU), 1999  
**Career** 25 by Jason Jones (KSU), 1996-99

### Most Consecutive Games with a Home Run

4 by David Harriman (AASU), 4-14-01 to 4-21-01

### Most Total Bases

**Game** 14 by George Fletcher (AASU) vs. USC Aiken, 5-8-04 (3 HR, 1 2B)  
**Season** 94 by Jason Jones (KSU), 1999  
**Career** 215 by Jason Jones (KSU), 1996-99

### Most Walks

**Game** 5 by Hans Stancil (GCSU) vs. North Georgia, 4-15-06  
**Season** 29 by Hans Stancil (GCSU), 2006  
 29 by Justin Mills (GCSU), 2007  
**Career** 73 by Travis Evans (KSU), 2002-05

### Most Times Hit By Pitch

**Game** 3 by five players (last by Josh Dallas (AASU) vs. ASU, 4-15-07)  
**Season** 15 by J. Taylor (FMU), 1999 & 2000  
**Career** 30 by J. Taylor (FMU), 1999-2000

### Most Stolen Bases

**Game** 4 by many  
**Season** 23 by Brian Lauderdale (NGA), 2006  
**Career** 48 by Jason Samples (GCSU), 2000-03

### Longest Hitting Streak

**Season** 25 by Sam Barth (ASU), 2004  
**Career** 31 by Sam Barth (ASU), 2004-05

### Most Sacrifice Hits

**Game** 3 by five players (last by Ben Tankersley (USCA) vs. FMU, 3-17-07)  
**Season** 13 by Rob Recuenco (AASU), 2004  
 13 by Ben Tankersley (USCA), 2007  
**Career** 22 by Justin Mills (GCSU), 2004-06

## INDIVIDUAL PITCHING RECORDS

### Most Appearances

**Season** 19 by Zach Farry (FMU), 2007  
**Career** 55 by Nick Wandless (USCA), 2003-06  
 55 by Brian Baker (CSU), 2002-05

### Most Starts

**Season** 11 by Wes McColi (USCA), 2003  
**Career** 31 by Chris Daniels (USCA), 1997-2000

### Most Complete Games

**Season** 9 by Erin Jones (FMU), 2003  
 9 by Tony Pierce (CSU), 1999  
**Career** 22 by Erin Jones (FMU), 2002-04

### Most Relief Appearances

**Season** 19 by Zach Farry (FMU), 2007  
**Career** 50 by Nick Wandless (USCA), 2003-06

### Most Wins

**Season** 9 by Tony Pierce (CSU), 1999  
**Career** 29 by Matt Incinelli (UNF), 1999-2002

### Most Consecutive Wins

**Season** 8 by Corey Noles (CSU), 2008  
 8 by Jon Dobyans (AASU), 2003  
 8 by Matt Incinelli (UNF), 2002  
 8 by Matt Pender (KSU), 2002  
 8 by Tony Pierce (CSU), 1999  
**Career** 11 by Darryll Boyd (AASU) (11-0), 1992-93

### Highest Win-Loss Percentage (Min. seven decisions)

**Season** 1.000 (8-0) by Corey Noles (CSU), 2008  
 1.000 (7-0) by Dylan Owen (FMU), 2007  
 1.000 (8-0) by Jon Dobyans (AASU), 2003  
 1.000 (8-0) by Matt Pender (KSU), 2002  
 1.000 (7-0) by Chris McKnight (KSC), 1995  
**Career** 1.000 (11-0) by Darryll Boyd (AASU), 1992-93

### Most Saves

**Season** 10 by Cody Williams (ASU), 2004  
**Career** 16 by Nick Wandless (USCA), 2003-06

### Best Earned Run Average (min. 30.0 IP)

**Season** 0.57 by Josh Papelbon (UNF), 2005 (31.2 IP)  
**Career** 2.44 by Chris Bowen (KSU), 1996-99

### Most Consecutive Scoreless Innings

**Season** 21.1 by Mark Ewing (ASC), 1992

### Most Consecutive Scoreless Appearances

**Season** 13 by Matt Nalutka (AASU), 2005

### Most Innings Pitched

**Game** 12.0 by Ashley Brewer (UNCP) vs. USC Aiken, 4-3-04  
 12.0 by Jason Nuzny (USCA) vs. AASU, 3-30-02  
**Season** 87.0 by Tony Pierce (CSU), 1999  
**Career** 214.2 by Brian Baker (CSU), 2002-05

### Most Strikeouts

**Game** 19 by Grant Reynolds (KSU) vs. USC Aiken, 3-14-03  
 19 by Jeremy Ward (UNCP) vs. AASU, 4-28-01  
**Season** 105 by Grant Reynolds (KSU), 2002  
**Career** 222 by Erin Jones (FMU), 2002-04

### Most Walks

**Game** 11 by Antone Brooks (FMU) vs. USC Aiken, 3-30-93  
**Season** 45 by Chris Daniels (USCA), 2000  
**Career** 127 by Chris Daniels (USCA), 1997-2000

### Most Shutouts

**Season** 3 by Corey Noles (CSU), 2008  
 3 by Steve Pacheco (GCSU), 2001  
 3 by Jeremy Wedel (AASU), 1998  
**Career** 5 by Adam Horne (UNF), 1999-2002

## INDIVIDUAL FIELDING RECORDS

### Most Putouts

**Game** 20 by Barrett Otto (UNCP) vs. Augusta State, 2-26-06  
 20 by Michael Wadowski (USCA) vs. USC Upstate, 2-13-05  
**Season** 305 by Michael Pelley (AASU), 2003  
**Career** 493 by Luke Ogletree (FMU), 2004-05

### Most Assists

**Game** 10, six times. Last by Kurt McKee (CSU) vs. USCS, 4-5-03  
**Season** 101 by Ryan Knight (UNF), 2004  
**Career** 235 by Jason Weaver (FMU), 2003-05

### Most Errors

**Game** 5, three times (last by Patrick McCarthy (GSW) vs. FMU, 4-13-08)  
**Season** 27 by Justin Rickett (NGCSU), 2006  
**Career** 49 by Tony Hanks (USCA), 2002-04

### Most Passed Balls

**Game** 4 by Grady Blanchard (ASU) vs. AASU, 2-8-98  
**Season** 21 by David Gillespie (USCA), 2000  
**Career** 22 by David Gillespie (USCA), 2000-01

# PEACH BELT CONFERENCE RECORDS (PBC GAMES)

## TEAM RECORDS

**Most Wins in a Season:** 27 by Kennesaw State, 1998  
**Most Consecutive Wins:** 17 by Kennesaw State, 1998  
**Most Consecutive Home Wins:** 23 by Kennesaw State, 1997-99  
**Most Consecutive Away Wins:** 9 by Kennesaw State, 1996-97  
**Best Won-Lost Percentage:** .964 (27-1) by Kennesaw State, 1998  
**Most Losses in a Season:** 25 by Augusta State, 2006  
**Most Consecutive Losses:** 13 by Augusta State, 2006  
**Most Consecutive Home Losses:** 8 by Augusta State, 1996-97  
**Most Consecutive Away Losses:** 15 by Francis Marion, 2001-02  
**Longest Game (by innings):**  
 16 innings, Lander (3) vs. Francis Marion (1), 4-12-98  
 16 innings, GC&SU (8) vs. USC Aiken (7), 2-17-02

## TEAM BATTING RECORDS

**Highest Batting Average**  
**Season** .348 by Kennesaw State, 1998

**Most At Bats**  
**Game** 66 by USC Aiken vs. USC Upstate, 2-13-05  
**Season** 1071 by USC Aiken, 2002

**Most Runs**  
**Inning** 10 by AASU vs. UNC Pembroke, 5-3-03  
 10 by USC Aiken vs. GC&SU, 3-7-99  
**Game** 28 by North Florida vs. Kennesaw State, 4-5-03  
**Season** 256 by Kennesaw State, 1998

**Most Hits**  
**Inning** 9 by North Florida vs. Kennesaw State, 4-5-03  
 9 by Augusta State vs. USC Aiken, 4-8-95  
 9 by USC Aiken vs. GC&SU, 3-7-99  
**Game** 29 by Francis Marion vs. Augusta State, 4-19-08  
**Season** 335 by Armstrong Atlantic State, 2001

**Most Runs Batted In**  
**Inning** 10 by AASU vs. UNC Pembroke, 5-3-03  
 10 by USC Aiken vs. GC&SU, 3-7-99  
**Game** 26 by North Florida vs. Kennesaw State, 4-5-03  
 26 by Armstrong Atlantic State vs. Augusta State, 4-15-07  
 26 by Francis Marion vs. Augusta State, 4-19-08  
**Season** 225 by Kennesaw State, 1998

**Most Doubles**  
**Inning** 5 by USC Aiken vs. Ga. College & State Univ., 3-7-99  
**Game** 9 by Kennesaw State vs. USC Spartanburg, 3-29-03  
**Season** 71 by USC Aiken, 2000

**Most Triples**  
**Inning** 2 by Augusta College vs. USC Spartanburg, 4-14-95  
**Game** 4 by Augusta College vs. USC Spartanburg, 4-14-95  
**Season** 13 by USC Spartanburg, 2004

**Most Home Runs**  
**Inning** 3 by AASU vs. UNC Pembroke, 5-3-03 (5th inning)  
 3 by North Florida vs. Kennesaw State, 4-5-03 (7th inning)  
**Game** 8 by Francis Marion vs. Augusta State, 4-19-08  
**Season** 43 by USC Aiken, 2000

**Most Grand Slams**  
**Inning** 2 by AASU vs. Augusta State, 4-15-07 (7th inning)  
**Game** 3 by AASU vs. Augusta State, 4-15-07 (DII Record)  
**Season** 4 by Armstrong Atlantic State, 2007

**Most Total Bases**  
**Inning** 18 by AASU vs. UNC Pembroke, 5-3-03 (5th inning)  
**Game** 55 by Francis Marion vs. Augusta State, 4-19-08  
**Season** 516 by Kennesaw State, 1998

**Most Times Walked**  
**Inning** 5 by Columbus State vs. UNC Pembroke, 3-28-98  
 5 by Augusta State vs. USC Spartanburg, 4-5-97  
**Game** 13 by Columbus State vs. GC&SU, 5-7-03  
 13 by Armstrong State vs. USC Aiken, 4-24-94  
 13 by Francis Marion vs. Georgia College, 3-5-94  
**Season** 155 by GCSU, 2007

**Most Stolen Bases**  
**Game** 8 by GC&SU vs. USC Aiken, 2-17-02  
 8 by GCSU vs. Georgia Southwestern, 3-9-08  
**Season** 84 by GC&SU, 2002

### Most Sacrifice Hits

**Game** 6 by USC Aiken vs. Francis Marion, 3-17-07 (Ties DII Record)  
 6 by Francis Marion vs. USC Aiken, 4-26-06  
 6 by AASU vs. Francis Marion, 4-6-03  
**Season** 58 by AASU, 2003

### Most Consecutive Games Without Being Shutout, Season

30 by USC Aiken, 2000, 2002 & 2003  
 30 by Kennesaw State, 2001  
 30 by Armstrong Atlantic State, 2001

### Most Consecutive Game Without Being Shutout, Overall

126 by USC Aiken, 1996-2001

### Largest Winning Margin

**Game** 19 by GC&SU vs. Lander (21-2), 3-5-05  
 19 by GC&SU vs. UNC Pembroke (20-1), 4-6-02

## TEAM PITCHING RECORDS

### Most Complete Games

**Season** 21 by Francis Marion, 2003

### Lowest Earned Run Average

**Season** 1.89 by Armstrong State, 1992

### Most Innings Pitched

**Season** 259.2 by USC Aiken, 2002  
 259.2 by Columbus State, 2007

### Most Strikeouts

**Inning** 3, many times  
**Game** 22 by Columbus State vs. USC Aiken, 5-11-94  
**Season** 264 by Columbus State, 2008

### Most Walks Allowed

**Game** 14 by Francis Marion vs. USC Spartanburg, 3-7-98  
**Season** 152 by GC&SU, 2003

### Most Shutouts

**Season** 5 by Kennesaw State, 1996

### Most Saves

**Season** 11 by Augusta State, 2004

### Most Wild Pitches

**Game** 6 by Augusta State vs. Kennesaw State, 3-28-97  
 6 by Francis Marion vs. USC Aiken, 3-3-02  
 6 by Francis Marion vs. Columbus State, 4-20-02  
**Season** 38 by UNC Pembroke, 2008

### Most Hit by Pitch

**Game** 7 by Francis Marion vs. North Georgia, 4-2-06  
**Season** 43 by Augusta State, 2008

## TEAM FIELDING RECORDS

### Highest Fielding Pct.

**Season** .975 by Columbus State, 2007

### Most Putouts

**Game** 48 by Francis Marion vs. Lander, 4-12-98  
 48 by USC Aiken vs. GC&SU, 2-17-02  
 48 by GC&SU vs. USC Aiken, 2-17-02  
**Season** 779 by Columbus State, 2007

### Most Assists

**Game** 28 by North Florida vs. UNC Pembroke, 2-12-05  
**Season** 354 by UNC Pembroke, 2007

### Most Errors

**Game** 9 by Augusta State vs. UNC Pembroke, 2-26-06  
 9 by Francis Marion vs. UNC Pembroke, 2-14-98  
**Season** 75 by Francis Marion, 1999

### Most Double Plays

**Game** 4, 10 times.  
**Season** 36 by USC Aiken, 2006

### Most Passed Balls

**Game** 5 by GC&SU vs. UNC Pembroke, 4-6-03  
 5 by USC Aiken vs. UNC Pembroke, 4-21-00  
**Season** 25 by USC Aiken, 2000



# PIRATES IN THE POSTSEASON



## 1982 NAIA DISTRICT 25 (2-2, 3RD)

(at Jacksonville, AL)  
Florida Atlantic 6, ASC 5  
ASC 13, Flagler 1  
ASC 12, Shorter 5  
Florida Atlantic 25, ASC 10

## 1983 NAIA DISTRICT 25 (3-2, 2ND)

(at Boca Raton, FL)  
Shorter 6, ASC 0  
ASC 9, Southern Tech 8  
ASC 4, Georgia College 0  
ASC 10, Flagler 5  
Florida Atlantic 7, ASC 3

## 1984 NAIA DISTRICT 25 (3-2, 2ND)

(at Milledgeville, GA)  
ASC 6, Kennesaw State 0  
ASC 4, Flagler 2  
ASC 9, Georgia College 3  
Georgia College 8, ASC 4  
Georgia College 9, ASC 4

## 1985 BIG SOUTH TMT. (1-2, 3RD)

(at Buies Creek, NC)  
ASC 6, Campbell 5  
Winthrop 7, ASC 5  
Campbell 11, ASC 5

## 1987 BIG SOUTH TMT. (2-2, 2ND)

(at Buies Creek, NC)  
ASC 14, Winthrop 8  
ASC 10, Coastal Carolina 6  
Winthrop 12, ASC 6  
Winthrop 13, ASC 12

## 1988 NCAA II REGIONAL (3-1, 1ST)

(at Savannah, GA)  
ASC 12, Kentucky Wesleyan 3  
ASC 8, Columbus 6  
Columbus 7, ASC 5  
ASC 5, Columbus 3

## 1988 DII WORLD SERIES (0-2, 5TH)

(at Montgomery, AL)  
Lewis 5, ASC 4  
Florida Southern 11, ASC 9

## 1989 NCAA II REGIONAL (3-1, 1ST)

(at Highland Heights, KY)  
ASC 9, Bellarmine 5  
Northern Kentucky 7, ASC 3  
ASC 5, Northern Kentucky 4  
ASC 18, Northern Kentucky 2

## 1989 DII WORLD SERIES (0-2, 7TH)

(at Montgomery, AL)  
Slippery Rock 11, ASC 4  
Cal. Poly-SLO 11, ASC 7

## 1990 NCAA II REGIONAL (2-2, 2ND)

(at Columbus, GA)  
ASC 14, Northern Kentucky 3  
ASC 14, Columbus 4  
Columbus 7, ASC 5  
Columbus 8, ASC 2

## 1991 NCAA II REGIONAL (0-2, 3RD)

(at Savannah, GA)  
North Alabama 13, ASC 4  
Longwood 10, ASC 4

## 1992 PEACH BELT TMT. (3-2, 2ND)

(at Columbus, GA)  
Georgia College 5, ASC 2  
ASC 7, Augusta 5  
ASC 11, USC Spartanburg 2  
ASC 6, Columbus 2  
USC Aiken 5, ASC 2

## 1992 NCAA II REGIONAL (0-2, 3RD)

(at Savannah, GA)  
USC Aiken 11, ASC 0  
Florida Tech 7, ASC 5

## 1993 PEACH BELT TMT. (1-2, 5TH)

(at Savannah, GA)  
ASC 8, USC Spartanburg 2  
USC Spartanburg 6, ASC 5  
USC Spartanburg 5, ASC 3

## 1993 NCAA II REGIONAL (0-2, 3RD)

(at Aiken, SC)  
Francis Marion 8, ASC 7 (11 innings)  
USC Aiken 5, ASC 4

## 1994 PEACH BELT TMT. (3-3, 3RD)

(at Savannah, GA)  
Pembroke State 8, ASC 5  
ASC 10, Pembroke State 7  
ASC 6, Pembroke State 1  
(at Augusta, GA)  
Georgia College 13, ASC 1  
ASC 17, USC Aiken 7  
Georgia College 5, ASC 0

## 1994 NCAA II REGIONAL (3-1, 1ST)

(at Columbus, GA)  
ASC 5, Wingate 4 (10 innings)  
ASC 7, Columbus 5  
Wingate 11, ASC 10  
ASC 12, Wingate 2

## 1994 DII WORLD SERIES (1-2, 5TH)

(at Montgomery, AL)  
ASC 9, Lewis 5  
Central Missouri 8, ASC 7  
Lewis 4, ASC 3

## 1995 PEACH BELT TMT. (0-2, T 5TH)

(at Savannah, GA)  
USC Aiken 5, ASC 3  
USC Aiken 5, ASC 0

## AASU RECORD IN POSTSEASON PLAY

Peach Belt Tournament .....	18-22
Big South Tournament .....	3-4
NAIA District 25 .....	8-6
NCAA II Regionals .....	13-20
NCAA II World Series .....	1-6
TOTALS .....	43-58

## 1996 PEACH BELT TMT. (1-2, T 5TH)

(at Savannah, GA)  
ASC 4, USC Aiken 1  
USC Aiken 2, ASC 0  
USC Aiken 6, ASC 3

## 1997 PEACH BELT TMT. (2-3, 4TH)

(at Columbus State University)  
Columbus State Univ. 7, AASU 2  
AASU 5, Columbus State Univ. 4  
AASU 10, Columbus State Univ. 8  
(at Kennesaw State Univ.)  
Kennesaw State Univ. 6, AASU 4  
GCSU. 8, AASU 2

## 1998 PEACH BELT TMT. (3-3, 3RD)

(at GCSU)  
AASU 6, GCSU 3  
GCSU 7, AASU 4  
AASU 12, GCSU 5  
(at Kennesaw State Univ.)  
AASU 6, Francis Marion 4  
Kennesaw State Univ. 6, AASU 0  
Columbus State Univ. 10, AASU 7

## 1998 NCAA II REGIONAL (0-2, 4TH)

(at Kennesaw, Ga.)  
Mount Olive 20, AASU 17  
Columbus State Univ. 5, AASU 0

## 1999 NCAA II REGIONAL (1-2, 3RD)

(at Jacksonville, Fla.)  
North Florida 6, AASU 2  
AASU 8, Mount Olive 3  
North Florida 3, AASU 2

## 2003 NCAA II REGIONAL (0-2, 4TH)

(at Jacksonville, Fla.)  
Kennesaw State 9, AASU 6  
Francis Marion 9, AASU 6

## 2006 PEACH BELT TMT. (1-2, 4TH)

(at Aiken, S.C.)  
AASU 4, Francis Marion 3  
USC Aiken 9, AASU 3  
GCSU 14, AASU 5

## 2006 NCAA II REGIONAL (1-2, 4TH)

(at Milledgeville, Ga.)  
AASU 9, Columbus State 4  
Francis Marion 9, AASU 3  
USC Aiken 9, AASU 6

## 2007 PEACH BELT TMT. (4-1, 1ST)

(at Spartanburg, S.C.)  
AASU 4, Columbus State 1  
AASU 11, Francis Marion 6  
USC Aiken 11, AASU 10 (12 inn.)  
AASU 7, Columbus State 6  
AASU 5, USC Aiken 2

## 2007 NCAA II REGIONAL (0-2, 5TH)

(at Wilson, N.C.)  
GCSU 6, AASU 3  
Mount Olive 4, AASU 2 (10 inn.)

## 2008 PEACH BELT TMT. (0-2, 5TH)

(at Aiken, S.C.)  
Columbus State 16, AASU 6  
USC Aiken 10, AASU 3

# MEMORABLE SEASONS - '83, '84, '87, '88

## 1983

54-20  
 NAIA #8 Team Ranking  
 NAIA #1 Team Pitching  
 NAIA District Playoff Runner-up  
 100 School Records  
 13-4 vs. NCAA I  
 .326 Team Batting Average

### PLAYERS

Roy Babot  
 Warren Bachmann  
 Gary Broad  
 Jimmy Fisher  
 Scott Hatfield  
 Mike Huggins  
 Jerry Jameson  
 Ricky Meeks  
 Mike Ogilvie

Al Otte  
 Kirk Rahn  
 Mark Simons  
 Billy Ray Smith  
 Kevin Stafford  
 Curtis Thomson  
 Stacey Whiddon  
 Dan Wright  
 Tony Yeomans

### CO-CAPTAINS

Roy Babot  
 Warren Bachmann

### COACHES

Joe Roberts  
 Tommy Thomson  
 Lou Nadell

### ALL-DISTRICT

Warren Bachmann  
 Kirk Rahn  
 Billy Ray Smith  
 Tony Yeomans  
 Stacey Whiddon

### ALL-AREA

Stacey Whiddon

### H.M. ALL-AMERICAN

Stacey Whiddon

## 1984

63-17  
 NAIA #3 Team Ranking  
 NAIA #5 Team Pitching  
 NAIA District Playoff Runner-up  
 52 School Records  
 248 Stolen Bases  
 13-4 vs. NCAA I  
 .332 Team Batting Average

### PLAYERS

Jamie Armstrong  
 Charlie Broad  
 Gary Broad  
 Kevin Brown  
 Danny Demersseman  
 Jimmy Fisher  
 Mike Huggins  
 Tony Kolgaklis  
 Alan Lamb  
 Greg Lanier

Cay Mays  
 Hank McCarthy  
 Ricky Meeks  
 David Poulos  
 Mark Simons  
 Mike Smiciklas  
 Richard Stafford  
 Kevin Stafford  
 Stacey Whiddon  
 Tony Yeomans

### CO-CAPTAINS

Stacey Whiddon  
 Tony Yeomans

### COACHES

Joe Roberts  
 Tommy Thomson

### ALL-CONFERENCE

David Poulos  
 Mike Smiciklas  
 Tony Yeomans

### ALL-AREA

David Poulos  
 Mike Smiciklas

### ALL-DISTRICT

David Poulos  
 Mike Smiciklas  
 Tony Yeomans

### H.M. ALL-AMERICAN

David Poulos  
 Mike Smiciklas

## 1987

47-15  
 NCAA I #3 Team Batting  
 NCAA I #4 Slugging Pct.  
 NCAA I #5 Team Scoring  
 NCAA I #8 Home Runs  
 NCAA I #9 Stolen Bases  
 68 School Records  
 21 Game Winning Streak  
 Big South Conference Divisional Champions  
 Big South Conference Tournament Runnersup

### PLAYERS

Bruce Addison  
 David Bone  
 Charlie Broad  
 Chuck Christopher  
 Calvin Culberson  
 Scott Ellis  
 Jimmy Evans  
 Bill Floyd  
 Bill Gearhart  
 Mike Haeussler  
 Bob Hansen

Dana Harding  
 Dan Hixon  
 Brent Korn  
 Bob Long  
 Scott Malcolm  
 Mike Mitchener  
 Joel Owens  
 Barry Peavy  
 Greg Richard  
 Bryon Wagner  
 Roge Williams

### CAPTAIN

Charlie Broad

### COACHES

Joe Roberts  
 Clyde Oliver  
 Tommy Thompson

### ALL-CONFERENCE

Charlie Broad  
 Calvin Culberson  
 Scott Ellis  
 Bill Gearhart  
 Dana Harding  
 Mike Mitchener

### ALL-CONFERENCE TOURNAMENT

Charlie Broad  
 Dana Harding  
 Mike Mitchener

### CONFERENCE TOURNAMENT MVP

Mike Mitchener

### CONFERENCE COACH OF THE YEAR

Joe Roberts

## 1988

42-13  
 NCAA II #2 Team Scoring  
 NCAA II #4 Team Ranking  
 NCAA II #6 Team Pitching  
 52 School Records  
 21 Game Winning Streak  
 NCAA II World Series Participant  
 NCAA II South Atlantic Region Champions

### PLAYERS

Bruce Addison  
 Bill Bickel  
 David Bone  
 Calvin Culberson  
 Scott Ellis  
 Bill Gearhart  
 Bob Hansen  
 Mike Haeussler  
 Dana Harding  
 Dan Hixon

Brent Korn  
 Scott Malcolm  
 Mike Mitchener  
 Danny Moore  
 Rob Musser  
 Joel Owens  
 Sean Sharpe  
 Mark Wagenhauser  
 Roge Williams  
 David Wright

### CO-CAPTAINS

Mike Mitchener  
 Calvin Culberson

### COACHES

Joe Roberts  
 Clyde Oliver  
 Tommy Thomson

### ALL-REGION

Calvin Culberson  
 Bill Gearhart  
 Dana Harding  
 Mike Mitchener

### ALL-AMERICAN

Calvin Culberson  
 Bill Gearhart  
 Dana Harding  
 Mike Mitchener

### ALL-REGION COACH

Joe Roberts



# MEMORABLE SEASONS - '89, '90, '91



## 1989

43-17

NCAA II #1 Final Ranking  
 NCAA II #3 Team Pitching  
 NCAA II #3 Team Scoring  
 NCAA II #6 Team Fielding  
 25 School Records  
 177 Stolen Bases  
 NCAA II World Series Participant  
 NCAA II South Atlantic Region Champions

### PLAYERS

Chad Armstrong	John Middlebrooks	<b>CO-CAPTAINS</b>
Alan Bonds	Danny Moore	Brent Korn
David Bone	Larry Owens	Mark Wagenhauser
Scott Ellis	Jeff Pasquale	
Mike Ewing	Steve Russell	<b>COACHES</b>
Mike Haussler	Rick Sawyer	Joe Roberts
Tommy Harmon	Bill Schmidt	Clyde Oliver
Brent Korn	Brad Squibb	Tommy Thomson
Brian Kracik	Chuck Thompson	
Paul Krafft	Mark Wagenhauser	

### ALL-REGION

Chad Armstrong  
 John Middlebrooks  
 Steve Russell  
 Brad Squibb  
 Chuck Thompson

### ALL-REGION TOURNAMENT

Chad Armstrong  
 Mike Ewing  
 Brent Korn  
 Brian Kracik  
 John Middlebrooks  
 Brad Squibb

### REGION TOURNAMENT MVP

Chad Armstrong

### ALL-AMERICAN

Chad Armstrong

### H.M. ALL-AMERICANS

John Middlebrooks  
 Steve Russell  
 Brad Squibb  
 Chuck Thompson

## 1990

47-9

NCAA II #1 Final Ranking  
 NCAA II #1 Team Scoring  
 NCAA II #2 Team Winning Percentage  
 NCAA II #4 Team Pitching  
 NCAA II #5 Team Batting  
 NCAA II #1 Ranking 14 Consecutive Weeks  
 NCAA II National Record 30 Game Winning Streak  
 22 School Records  
 17-5 vs NCAA I Teams  
 NCAA II South Atlantic Region Runners-up

### PLAYERS

Chad Armstrong	John Middlebrooks	<b>CO-CAPTAINS</b>
Alan Bonds	Walt Neveker	Chad Armstrong
Jon Boothe	Larry Owens	Brad Squibb
Marv Ellis	Jeff Pasquale	
Mike Ewing	Steve Russell	<b>COACHES</b>
Mike Haussler	Rick Sawyer	Joe Roberts
Jeff Hanna	Shannon Schurman	Clyde Oliver
Paul Krafft	Bill Schmidt	Tommy Thomson
Darren Lynam	Brad Squibb	Calvin Culberson
Paul Madinger	Chuck Thompson	
Curt Martin		

### ALL-REGION TMT.

Marv Ellis  
 Curt Martin  
 John Middlebrooks  
 Steve Russell

### ALL-REGION

Chad Armstrong  
*(Co-MVP)*  
 Paul Krafft  
 John Middlebrooks  
 Larry Owens  
 Steve Russell  
 Brad Squibb

### ALL-AMERICANS

Chad Armstrong  
 Paul Krafft  
 Steve Russell  
 Brad Squibb

### HON. MENTION

**ALL-AMERICANS**  
 John Middlebrooks  
 Larry Owens

## 1991

36-21

NCAA II #2 Team Pitching  
 NCAA II #3 Team Fielding  
 NCAA II #12 Team Final Ranking  
 NCAA II #19 Team Stolen Bases  
 11 School Records  
 17-5 vs NCAA I Teams  
 NCAA II South Atlantic Region Participants

### PLAYERS

George Becerra	Jeff Hanna	<b>CAPTAINS</b>
Jon Boothe	Blu Harvin	Tim Reynolds
Daryll Boyd	Terry Hipp	Shannon Schurman
Craig Bradshaw	Paul Madinger	
Eric Chavez	Roman Miestowski	<b>COACHES</b>
Bret Donovan	Walt Neveker	Joe Roberts
Mark Ewing	Derek Parker	Clyde Oliver
Brian Fussell	Tim Reynolds	Tommy Thomson
Bruce Fussell	Pete Richter	
Joel Goodwin	Bill Schmidt	
Rick Guerrero	Shannon Schurman	
	Darren Sprenger	

### ALL-REGION

Eric Chavez  
 Bret Donovan  
 Pete Richter  
 Bill Schmidt

### ALL-AMERICANS

Eric Chavez (3rd)  
 Bret Donovan (HM)  
 Pete Richter (HM)  
 Bill Schmidt (HM)

### ALL-REGION TOURNAMENT

Eric Chavez



1989 co-captain Mark Wagenhauser circles the bases after his second three-run home run of the game against Springfield.



# MEMORABLE SEASONS - '92, '93, '94

## 1992

45-13-1  
 NCAA II #1 Team Pitching  
 NCAA II #2 Team Doubles  
 NCAA II #4 Team Fielding  
 NCAA II #5 Team Scoring  
 NCAA II #6 Team Home Runs  
 NCAA II #8 Team Final Ranking  
 NCAA II #10 Team Slugging Pct.  
 16 School Records  
 14 Game Winning Streak  
 NCAA II South Atlantic Region Participant  
 Peach Belt Conference Season Champions  
 Peach Belt Conference Tournament Runner-up

### PLAYERS

George Becerra  
 Darryl Boyd  
 Craig Bradshaw  
 Dan Britz  
 Eric Chavez  
 Joel Chumley  
 Vince Evans  
 Mark Ewing  
 Brian Fussell  
 Bruce Fussell

Biddy Garza  
 Daryle Gavlick  
 Joel Goodwin  
 Roman Miestowski  
 Chris Milisits  
 Derek Parker  
 Pete Richter  
 Darren Sprenger  
 Steve Young  
 Russell Williams

**CAPTAINS**  
 Eric Chavez  
 Pete Richter

**COACHES**  
 Joe Roberts  
 Clyde Oliver  
 Tommy Thomson

### COACH OF THE YEAR

Joe Roberts

### ALL-PBC

Eric Chavez  
*(MVP)*  
 Daryle Gavlick  
*(Top P)*

Roman Miestowski

Pete Richter  
 Steve Young

### ALL-PBC TMT.

Darryl Boyd  
 Eric Chavez  
 Chris Milisits  
 Derek Parker  
 Pete Richter  
 Mike Tencza  
 Steve Young

### ALL-REGION TMT.

Roman Miestowski  
 Derek Parker

### ALL-REGION

Eric Chavez  
*(MVP)*  
 Daryle Gavlick  
 Roman Miestowski  
 Steve Young

### ALL-AMERICANS

Eric Chavez  
 Daryle Gavlick  
 Roman Miestowski  
 Steve Young

## 1993

45-13-1  
 NCAA II #1 Team Scoring  
 NCAA II #1 Team Winning Pct.  
 NCAA II #2 Team Pitching  
 NCAA II #4 Team Batting  
 NCAA II #4 Team Slugging Pct.  
 NCAA II #7 Team Doubles  
 NCAA II #10 Team Home Runs  
 NCAA II #11 Team Final Ranking  
 15 School Records  
 16 Game Winning Streak  
 NCAA II South Atlantic Region Participant  
 Peach Belt Conference Season Champions

### PLAYERS

George Becerra  
 John Booker  
 Darryl Boyd  
 Dan Britz  
 Clint Brooks  
 Joel Chumley  
 Chris Declue  
 Scott DeHaven  
 Bruce Fussell  
 Biddy Garza  
 Steve Holland  
 Tony Kunka

Kevin Lane  
 Chris Milisits  
 Mickey Moody  
 Jay Sheppard  
 Chris Spangler  
 Gregg Thomas  
 Angel Vega  
 Larry Vrtiska  
 Jamie Warwick  
 Kenny Williams  
 Rocky Wingate  
 Steve Young

**CAPTAINS**  
 George Becerra  
 Chris Milisits  
 Steve Young

**COACHES**  
 Joe Roberts  
 Clyde Oliver  
 Tommy Thomson  
 Calvin Culberson  
 Joel Crisler

### ALL-PBC

John Booker  
 Darryl Boyd  
*(Top P)*  
 Scott DeHaven  
 Chris Milisits  
 Steve Young

### ALL-PBC TMT.

Darryl Boyd

### ALL-REGION

John Booker  
 Darryl Boyd  
 Scott DeHaven  
 Chris Milisits  
 Larry Vrtiska  
 Steve Young

### ALL-REGION TMT.

Scott DeHaven  
 Mickey Moody

### ALL-AMERICANS

Chris Milisits (2nd)  
 John Booker (3rd)  
 Scott DeHaven (3rd)  
 Darryl Boyd (HM)  
 Steve Young (HM)  
 Larry Vrtiska (HM)

### ACADEMIC ALL-AMERICAN

Chris Milisits

## 1994

50-15-1  
 NCAA II #1 Team Double Plays  
 NCAA II #5 Team Final Ranking  
 NCAA II #9 Team Triples  
 NCAA II #10 Team Pitching  
 NCAA II #11 Team Winning Percentage  
 NCAA II #14 Team Scoring  
 19 School Records  
 NCAA II World Series Participant  
 NCAA II South Atlantic Region Champions  
 Peach Belt Conference Runner-up

### PLAYERS

Clint Brooks  
 Matt Chambers  
 Scott DeHaven  
 Scot Donovan  
 Brian Ipock  
 Tony Kunka  
 Steve Lemieux  
 Dave McLaughlin  
 Jason Miller

Chris O'Grady  
 Jay Sheppard  
 Chris Spangler  
 Deron Spink  
 Preston Taylor  
 Gregg Thomas  
 Chris Tidwell  
 Larry Vrtiska  
 John Wilson

**CO-CAPTAINS**  
 Tony Kunka  
 Gregg Thomas

**COACHES**  
 Joe Roberts  
 Tommy Thomson  
 Calvin Culberson

### ALL-PBC

Tony Kunka  
 Dave McLaughlin  
 Chris Tidwell

### ALL-PBC TMT.

Tony Kunka  
 John Wilson

### ALL-REGION

Tony Kunka  
*(MVP)*  
 Dave McLaughlin  
 Chris Tidwell

### ALL-REGION TMT.

Matt Chambers  
 Tony Kunka  
*(MVP)*

### ALL-AMERICANS

Dave McLaughlin (1st)  
 Tony Kunka (3rd)  
 Chris Tidwell (HM)

### REGION

### COACH OF THE YEAR

Joe Roberts



# MEMORABLE SEASONS - '98, '99, '01



## 1998

38-21

NCAA II # 8 Team Pitching  
 NCAA II #14 Team Wins  
 NCAA II #19 Team Ranking  
 NCAA II # 22 Team Fielding  
 5 School Records

13 Game Winning Streak

NCAA II South Atlantic Regional Participants

### PLAYERS

Clint Belding  
 Kevin Bullard  
 Brian Chester  
 Mark Copeland  
 Matt Griffin  
 Gerald Jones  
 Greg Kennedy  
 Brian Logan  
 Brian Muniz  
 Dave Ruhr

Jay Schroder  
 Doug Sessions  
 Shane Shelton  
 Noah Theiss  
 Sean Timmons  
 Quinn Uzelman  
 Vincent Valinotti  
 Jeremy Wedel  
 Joey Williams  
 Andy Ysalgue

**CAPTAINS**  
 Matt Griffin  
 Vincent Valinotti

**COACHES**  
 Joe Roberts  
 Calvin Culberson  
 Tommy Thomson

### ALL-PBC

Dave Ruhr  
 Andy Ysalgue  
 Jeremy Wedel  
 (Pitcher of the Year)

### ALL-PBC TMT.

Noah Theiss  
 Jeremy Wedel

### ALL-REGION

Sean Timmons  
 Andy Ysalgue  
 Jeremy Wedel  
 (Pitcher of the Year)

### ALL-AMERICAN

Jeremy Wedel

## 1999

42-14

NCAA II # 8 Team Fielding  
 NCAA II # 9 Team Pitching  
 NCAA II #11 Team Wins  
 NCAA II #10 Team Ranking  
 5 School Records

10 Game Winning Streak

NCAA II South Atlantic Regional Participants

### PLAYERS

John Batts  
 Adam Bernero  
 Kevin Bullard  
 Mike Cadwallader  
 Raymond Castillo  
 Brian Chester  
 Pat Daly  
 Marc Fallini  
 Luis Gandara  
 Mike Giltner  
 Chris Humrich  
 Ben Jones

Lance Jordan  
 Bill Keifer  
 Greg Kennedy  
 Jimmy LaRose  
 Damon Moore  
 Brian Muniz  
 Travis Oglesby  
 Jay Schroder  
 Shane Shelton  
 Noah Theiss  
 Quinn Uzelman  
 Joey Williams

**CAPTAINS**  
 Brian Muniz  
 Noah Theiss

**COACHES**  
 Joe Roberts  
 Calvin Culberson  
 Tommy Thomson

### ALL-PBC

Adam Bernero  
 Chris Humrich

### ALL-REGION

Chris Humrich  
 Adam Bernero

### ALL-REGION TMT.

Travis Oglesby  
 Raymond Castillo

## 2001

38-15

NCAA II #15 Team Ranking  
 NCAA II #17 Team Batting  
 NCAA II #18 Team Winning Pct.  
 NCAA II #19 Team Victories  
 NCAA II #29 Team Pitching  
 11 Peach Belt Records

10-Game Peach Belt Winning Streak

Defeated 3 NCAA II World Series Teams

### PLAYERS

Brian Allen  
 Stacy Bennett  
 Kyle Blevins  
 Chris Boaen  
 B.J. Brinkmeier  
 Ryan Chromek  
 Pat Daly  
 Chris Dentler  
 Donnie Dill  
 Matt Easterwood

David Harriman  
 Bill Keifer  
 Justin Lillie  
 Rob Mills  
 Andrew Moss  
 Kyle Murdock  
 Kirk Nordness  
 Adam Olejniczak  
 Jason Pruitt  
 Trevor Rurak

Zach Shelnut  
 Jeff Thomas  
 Nick Wells  
 Brandon Wolcott

**COACHES**  
 Joe Roberts  
 Tommy Thomson  
 Calvin Culberson

### ALL-PBC

B.J. Brinkmeier  
 Kirk Nordness  
 David Harriman

### ALL-REGION

B.J. Brinkmeier  
 Kirk Nordness  
 David Harriman

*Catcher David Harriman was a two-time All-PBC and All-Region honoree for the Pirates in 2001 and 2002. He began the 2002 season with a 41-game hitting streak, then an NCAA Division II single season record, and earned ABCA and Verizon Academic All-America honors.*



# MEMORABLE SEASONS - 2003, 2005-2007

## 2003

36-15  
 NCAA II #2 Team Pitching  
 NCAA II #9 Team Final Ranking  
 NCAA II #15 Team Fielding  
 NCAA II #18 Team Winning Percentage  
 14 Peach Belt Records  
 9 Armstrong Atlantic State Records  
 14 Game Winning Streak  
 Peach Belt Conference Co-Champions  
 NCAA II South Atlantic Regional Participants

### PLAYERS

Stacy Bennett	Kyle Maddux
Chris Boaen	Brandon McKinnon
Adam Brandenburg	Curtis Morrison
Brian Dice	Jeremy Olson
Jon Dobyms	Michael Pelley
George Fletcher	Zach Shelnut
Andrew Graham	Matt Stephens
Josh Griffin	Joe Swaim
Brett Hart	Jon Troop
Jeremy Lendvoy	

### COACHES

Joe Roberts  
 Calvin Culbertson  
 Tommy Thomson

### ALL-PBC

Stacy Bennett - UTIL  
 Jon Dobyms - P  
 Jeremy Olson - P

**ALL-REGION TMT.**  
 Brian Dice

**COACH OF THE YEAR**  
 Joe Roberts

**ALL-AMERICA**  
 Jon Dobyms - 1st

### ALL-REGION

Jon Doybns - 1st  
 (Pitcher of the Year)  
 Jeremy Olson - 2nd

## 2005

34-16  
 NCAA II #18 Team Final Ranking  
 NCAA II #24 Winning Percentage  
 NCAA II #30 Team Pitching  
 NCAA II #35 Team Batting Average  
 NCAA II #39 Team Fielding Percentage

### PLAYERS

Brad Bohannon	Chad Grass	Brandon Stelter
Leon Boyd	Sean Hotzak	Jon Troop
Jared Combs	Daniel Kaufman	Chris Webb
Joey Davis	Brett Lane	Andrew Whiggum
Miguel Donate	Chase Leatherwood	
Austin Ducey	Jarin Lewis	<b>COACHES</b>
Thomas Ferrara	Matt Nalutka	Joe Roberts
Garrett Fox	Brandon Nunez	Calvin Culbertson
Devon Franklin	Adam Pelley	Tommy Thomson
Jonnie Geiger	Rob Recuenco	

### ALL-PBC

Adam Pelley - INF  
 Jon Troop - P  
 Matt Nalutka - RP

### CoSIDA ACADEMIC ALL-DISTRICT

Jon Troop - 1st  
 Brandon Nunez - 2nd

### ALL-REGION

Matt Nalutka - 1st  
 Jon Troop - 1st  
 Adam Pelley - 2nd  
 Chase Leatherwood - 2nd

**ALL-AMERICA**  
 Matt Nalutka - 1st  
 Jon Troop - HM

## 2006

40-18-1  
 NCAA II #17 Pitching Strikeouts  
 NCAA II #24 Team Final Ranking  
 NCAA II #24 Team Wins  
 NCAA II #28 Team Fielding Percentage  
 NCAA II #34 Team Winning Percentage  
 16 School Records  
 21-Game Winning Streak  
 NCAA II South Atlantic Regional Participants

### PLAYERS

Brad Bohannon	Daniel Heflin	Marc Noble
Jared Combs	Jeremy Horst	Vyt Rivers
John Cox	Sean Hotzak	Jacob Roberson
Josh Dallas	Mitch Hudson	Dave Roessler
Joey Davis	Aaron Johnson	Brandon Stelter
Andrew Dismukes	Daniel Kaufmann	David Whitfield
Miguel Donate	Brett Lane	Josh Wilson
Austin Ducey	Chase Leatherwood	
John Ducey	Jarin Lewis	<b>COACHES</b>
Tyler Evans	Truman Marek	Joe Roberts
Pete Gundloff	Matt Nalutka	Tommy Thomson
		Calvin Culbertson

### ALL-PBC

Miguel Donate - C  
 Daniel Heflin - DH  
 Truman Marek - OF

### ALL-PBC TMT.

Daniel Heflin  
**ALL-REGION**  
 Daniel Heflin - 2nd  
 Truman Marek - 1st

### ALL-AMERICA

Truman Marek (HM)

## 2007

39-23  
 NCAA II #9 Team Triples  
 NCAA II #21 Team Final Ranking  
 NCAA II #32 Team Stolen Bases  
 NCAA II #34 Team Winning Percentage  
 Seven School Records  
 Ten Peach Belt Conference Records  
 Peach Belt Conference Tournament Champions  
 NCAA II South Atlantic Regional Participants

### PLAYERS

Brad Bohannon	Nate Herder	Vyt Rivers
Kenny Cail	Jeremy Horst	Jacob Roberson
Jeff Chase	Sean Hotzak	Dave Roessler
Blake Culbertson	Eric Hudson	Chris Smith
Josh Dallas	Mitch Hudson	Josh Wilson
Joey Davis	Aaron Johnson	
Sam Dotson	Truman Marek	<b>COACHES</b>
Austin Ducey	Derrek Miller	Joe Roberts
Tyler Evans	Marc Noble	Tommy Thomson
	Ross Partee	Calvin Culbertson

### ALL-PBC

Sean Hotzak - C  
 Tyler Evans - INF  
 Truman Marek - OF

### ALL-PBC TMT.

Josh Wilson (MVP)  
 Blake Culbertson  
 Truman Marek

### ALL-REGION

Austin Ducey - 2nd  
 Sean Hotzak - 1st  
 Truman Marek - 1st  
 Josh Wilson - 2nd

### ALL-AMERICA

Truman Marek (HM)



ASU won 20 Peach Belt Conference contests in 2003 for the first time ever



## THE AASU ATHLETIC DEPARTMENT WISHES TO THANK THE FOLLOWING FOR THEIR SUPPORT OF PIRATE ATHLETICS !



Better Ingredients.  
Better Pizza.



### OVERALL COACHING RECORDS

### AASU BASEBALL COACHING HISTORY

Roy Sims  
1967 (20-8, .714)

George Bedwell  
1968 (11-18, .379)

Bob Backus  
1969-70 (19-41, .317)

Tom Kinder  
1971-78 (121-143, .458)

Tommy Cannon  
1979 (13-25, .342)

Joe Roberts  
1980-Present  
(1150-547, .678)

YEAR	W-L	PCT.	COACH
1967	20- 8	.714	Sims
1968	11-18	.379	Bedwell
1969	12-17	.414	Backus
1970	7-24	.226	Backus
1971	7-14	.333	Kinder
1972	14- 9	.609	Kinder
1973	21-12	.633	Kinder
1974	24-15	.615	Kinder
1975	15-22	.405	Kinder
1976	14-24	.368	Kinder
1977	16-23	.410	Kinder
1978	10-24	.294	Kinder
1979	13-25	.342	Cannon
1980	22-20	.524	Roberts
1981	35-33	.515	Roberts
1982	44-24	.647	Roberts
1983	54-20	.730	Roberts
1984	63-17	.787	Roberts
1985	55-18	.753	Roberts
1986	37-20	.649	Roberts
1987	47-15	.758	Roberts
1988	42-13	.764	Roberts

YEAR	W-L	PCT.	COACH
1989	43-17	.717	Roberts
1990	47- 9	.839	Roberts
1991	36-21	.632	Roberts
1992	45-13	.776	Roberts
1993	45-13	.776	Roberts
1994	50-15	.769	Roberts
1995	27-23	.540	Roberts
1996	31-23	.574	Roberts
1997	33-25	.569	Roberts
1998	38-21	.644	Roberts
1999	42-14	.750	Roberts
2000	37-17	.685	Roberts
2001	38-15	.717	Roberts
2002	34-21	.618	Roberts
2003	36-15	.706	Roberts
2004	29-27	.518	Roberts
2005	34-16	.680	Roberts
2006	40-18	.690	Roberts
2007	39-23	.629	Roberts
2008	27-23	.540	Roberts
42	1334-784	.630	







From 1989 through 2004, the Diamond Classic / Great Savannah Shootout brought some of the nation's best collegiate baseball players to the Coastal Empire area.

The 2004 version of the classic was a matchup of three top NCAA Division II programs in the last 15 years - AASU and Florida Southern and Missouri-St. Louis joined Armstrong Atlantic State at Pirate Field for five games - three of which were decided by just one run.

AASU and Florida Southern began the Classic with a 7-6 thriller that saw the Mocs plate four runs in the top of the ninth inning before Pirate reliever Brett Hart struck out Mocs center fielder Gilbert Martinez with the tying run on third base to end the game.

Florida Southern defeated Missouri-St. Louis, 12-3, and the Pirates knocked off the Rivermen, 17-5, in the second day of action, but that just served to set up a fantastic final day of action.

Missouri-St. Louis scored five runs in the fifth inning to take a 6-0 lead over the Mocs, then held on for a 6-5 win over Florida Southern for its first win in the Classic.

Florida Southern fell behind again in the Classic finale, entering the ninth inning down 6-4, but after two singles and an error brought home one run, Matt Joyce laced a two-out, two-run double that gave the Mocs a 7-6 win over the Pirates.

The 2004 Classic followed on the heels of the previous version which saw preseason No. 1 Georgia Tech, Michigan and Rider join AASU in the 2003 Diamond Classic. Georgia Tech defeated Rider in the opening game of the Classic on Friday afternoon, 8-1. The host Pirates then made a second successful opening by knocking off Michigan, 11-4, thanks to a seven-run eighth inning that snapped a 4-4 tie.

After weather forced the cancellation of one game on Saturday, fans were treated to a tripleheader on the Classic's final day. Michigan blasted Rider, 15-1, then engaged top-ranked Georgia Tech in a thriller that went down to the wire - literally - as Georgia Tech won in the bottom of the ninth inning after the Wolverines had tied up the game, 6-6, in the top of the ninth. GT shortstop Tyler Greene rapped a one-out single to give the Yellowjackets the victory.

The final game of the Classic pitted two undefeated teams in AASU and Georgia Tech, but the Yellowjackets

proved to be too much for the host Pirates, using a five-run fifth inning to break open a close contest and close out the Classic with a 12-4 win.


All in all, Georgia Tech, Michigan and Rider added their names to the impressive list of teams that have now taken part in the Classic in its 16-year odyssey. Georgia Southern, Wake Forest, Georgia, Liberty and others made up the first field back in 1989 and since then, the Citadel, Kentucky, North Carolina State, North Carolina, Vanderbilt and other top Division I schools have taken the field.

Through the years, several future Major League ballplayers have graced the Classic's history and more will be coming as the 2003 Classic field

generated 10 picks in the 2003 MLB First-Year Player Draft, highlighted by first-round pick Matt Murton of Georgia Tech, selected by the Boston Red Sox with the 32<sup>nd</sup> overall selection. Several former major league players have also come through Savannah in the Classic's previous history, including Georgia's Dave Fleming, Kentucky's Rod Bolton, Larry Luebbers, William VanLandingham and Mark Thompson. Georgia Southern's Joey Hamilton and Todd Greene, The Citadel's Tim Jones, Mercer's Mike and Mark Mimbs, NC State's Corey Lee, Adam Everett and Andy Barket and Wake Forest's Kevin Jarvis.



*AASU first baseman Deron Spink holds on UNC's Manny DaSilva during a 1994 Classic game in which the Pirates defeated the Tarheels, 6-3.*



*A crowd of 3,115 watched Armstrong Atlantic State defeat Georgia in 11 innings, 7-6, in the finale of the 2002 Memorial Health Diamond Classic at historic Grayson Stadium.*

# SAVANNAH SHOOTOUT HISTORY



## YEAR-BY-YEAR RESULTS OF THE DIAMOND CLASSIC (FORMERLY THE GREAT SAVANNAH SHOOTOUT)

### 1989

Campbell 8, The Citadel 6  
 Georgia Southern 13, Campbell 0  
**Armstrong Atlantic** 3, The Citadel 2  
 Mercer 7, Campbell 1  
 The Citadel 10, Mercer 4  
**Armstrong Atlantic** 16, Mercer 2  
 Wake Forest 6, **Armstrong Atlantic** 4  
 Georgia 14, Wake Forest 4  
 Georgia Southern 6, Wake Forest 5  
 Georgia 5, **Armstrong Atlantic** 2  
 Liberty 10, **Armstrong Atlantic** 2  
 Augusta 7, **Armstrong Atlantic** 2  
 Augusta 12, Liberty 3  
 Augusta 10, Radford 9  
**Armstrong Atlantic** 8, Radford 0

### 1990

Wake Forest 10, Mercer 1  
 The Citadel 5, **Armstrong Atlantic** 4  
 Charleston Southern 12, Howard 1  
**Armstrong Atlantic** 8, Char. Strn. 2  
**Armstrong Atlantic** 17, Howard 0  
**Armstrong Atlantic** 11, Howard 6  
 Army 15, Louisville 10  
**Armstrong Atlantic** 10, Vanderbilt 1  
 Vanderbilt 7, Army 3  
**Armstrong Atlantic** 3, Louisville 1  
 Vanderbilt 8, Louisville 7  
**Armstrong Atlantic** 5, Army 4  
 Kentucky 6, Mercer 5  
**Armstrong Atlantic** 6, Augusta 4  
 Mercer 7, Augusta 3  
**Armstrong Atl.** 11, Kentucky 10 (12)  
 Kentucky 12, Augusta 5  
**Armstrong Atlantic** 7, Mercer 6

### 1991

N.C. State 14, S.C. State 1  
**Armstrong Atlantic** 9, S.C. State 4  
 The Citadel 15, S.C. State 2  
 N.C. State 5, **Armstrong Atlantic** 4  
 N.C. State 2, The Citadel 1 (15)  
**Armstrong Atlantic** 3, The Citadel 2  
**Armstrong Atlantic** 16, Howard 2  
 Kentucky 7, Augusta 1  
**Armstrong Atlantic** 13, Howard 2  
 Augusta 2, Howard 0  
 Kentucky 10, **Armstrong Atlantic** 9  
 Kentucky 15, Howard 2  
**Armstrong Atlantic** 7, Augusta 4  
**Armstrong Atlantic** 18, Howard 1  
 Vanderbilt 8, The Citadel 1  
 Vanderbilt 7, Wake Forest 6  
 Wake Forest 12, **Armstrong Atl.** 8  
 Wake Forest 8, The Citadel 6  
**Armstrong Atlantic** 6, Vanderbilt 2

### 1992

**Armstrong Atlantic** 13, Howard 2  
 N.C. State 1, Kentucky 0  
**Armstrong Atlantic** 5, Howard 0  
 N.C. State 7, Howard 2  
 Kentucky 11, **Armstrong Atlantic** 7  
 Kentucky 13, Howard 3  
 N.C. State 8, **Armstrong Atlantic** 5  
 Vanderbilt 14, S.C. State 5  
**Armstrong Atlantic** 6, S.C. State 0  
 The Citadel 10, S.C. State 9  
**Armstrong Atlantic** 9, Vanderbilt 3  
 The Citadel 3, Vanderbilt 1  
**Armstrong Atlantic** 3, The Citadel 1

### 1993

S.C. State 13, Howard 2  
**Armstrong Atlantic** 10, The Citadel 9  
 The Citadel 20, Howard 0  
**Armstrong Atlantic** 23, S.C. State 3  
 The Citadel 9, S.C. State 0  
**Armstrong Atlantic** 22, Howard 0  
**Armstrong Atlantic** 25, Howard 6  
**Armstrong Atlantic** 12, Howard 0  
 N.C. State 3, Kentucky 2  
**Armstrong Atlantic** 16, Howard 1  
 N.C. State 10, Howard 0  
 Kentucky 3, **Armstrong Atlantic** 0  
 Kentucky 8, Howard 2  
 N.C. State 8, **Armstrong Atlantic** 5

### 1994

North Carolina 3, The Citadel 1  
**Armstrong Atl.** 14, Georgia State 5  
 The Citadel 8, Georgia State 4  
**Armstrong Atl.** 6, North Carolina 3  
 Troy State 22, Howard 1  
 Troy State 9, **Armstrong Atlantic** 8  
 N.C. State 6, Troy State 3  
**Armstrong Atlantic** 12, Howard 1  
 N.C. State 16, Howard 10  
**Armstrong Atlantic** 28, Howard 3  
 N.C. State 21, Howard 2  
**Armstrong Atl.** 13, N.C. State 13 (10)  
**Armstrong Atlantic** 13, Howard 1

### 1995

**Armstrong Atlantic** 2, Howard 0  
 Howard 6, **Armstrong Atlantic** 5  
**Armstrong Atlantic** 10, Howard 1

### 1996

Mercer 13, Howard 1  
 Mercer 9, **Armstrong Atlantic** 8  
 N.C. State 19, Mercer 0  
**Armstrong Atlantic** 11, Howard 4  
**Armstrong Atlantic** 14, Howard 7  
 N.C. State 12, Howard 4  
 N.C. State 7, **Armstrong Atlantic** 4  
 Howard 3, **Armstrong Atlantic** 2

### 1997

**Armstrong Atlantic** 6, Wofford 5  
**Armstrong Atlantic** 6, Wofford 2

### 1998

**Armstrong Atlantic** 15, Howard 4  
 Mercer 10, Howard 0  
**Armstrong Atlantic** 9, Howard 5  
 Mercer 11, Howard 2  
 Mercer 2, **Armstrong Atlantic** 0

### 2002

Georgia 10, North Carolina 8  
**Armstrong Atlantic** 9, Connecticut 8 (10)  
 Georgia 7, Connecticut 4  
 North Carolina 10, **Armstrong Atlantic** 6  
 North Carolina 13, Connecticut 5  
**Armstrong Atlantic** 7, Georgia 6 (11)

### 2003

Georgia Tech 8, Rider 1  
**Armstrong Atlantic** 11, Michigan 4  
 Michigan 15, Rider 1  
 Georgia Tech 7, Michigan 6  
 Georgia Tech 12, **Armstrong Atlantic** 4

### 2004

**Armstrong Atlantic** 7, Florida Southern 6  
 Florida Southern 12, Missouri-St. Louis 3  
**Armstrong Atlantic** 17, Missouri-St. Louis 5  
 Missouri-St. Louis 6, Florida Southern 5  
 Florida Southern 7, **Armstrong Atlantic** 6

## ALL-TIME CLASSIC RECORDS

### Armstrong Atlantic ...48-21-1

Army .....	1-2
Augusta .....	4-5
Charleston Southern...	1-1
Campbell .....	1-2
Connecticut .....	0-3
Florida Southern.....	2-2
Georgia.....	4-1
Georgia Southern .....	2-0
Georgia State .....	0-2
Georgia Tech .....	3-0
Howard.....	2-36
Kentucky .....	9-3
Liberty .....	1-1
Louisville .....	0-3
Mercer .....	7-6
Michigan .....	1-2
Missouri-St. Louis.....	1-2
North Carolina .....	3-2
North Carolina State ..	15-0-1
Radford .....	0-2
Rider.....	0-2
South Carolina State ..	1-8
The Citadel.....	8-9
Troy State.....	2-1
Vanderbilt .....	5-4
Wake Forest.....	4-3
Wofford .....	0-2

# PIRATE HONOR ROLL



## ALL-AMERICANS

**1973**  
Steve McNeill - HM

**1974**  
Tommy Bumgardner - HM

**1983**  
Stacey Whiddon - HM

**1984**  
David Poulos - HM  
Mike Smiciklas - HM

**1988**  
Mike Mitchener - 1st  
Bill Gearhart - 2nd  
Dana Harding - 3rd  
Calvain Culberson - HM

**1989**  
Chad Armstrong - 1st  
John Middlebrooks - HM  
Steve Russell - HM  
Brad Squibb - HM  
Chuck Thompson - HM

**1990**  
Chad Armstrong - 2nd  
Paul Krafft - 3rd  
Steve Russell - 3rd  
Brad Squibb - 3rd  
John Middlebrooks - HM  
Larry Owens - HM

**1991**  
Eric Chavez - 3rd  
Bret Donovan - HM  
Pete Richter - HM  
Bill Schmidt - HM

**1992**  
Eric Chavez - 1st  
Daryle Gavlick - 1st  
Roman Miestowski - 1st  
Steve Young - 2nd

**1993**  
Chris Milisits - 2nd  
Scott DeHaven - 3rd  
John Booker - 3rd  
Steve Young - HM  
Daryll Boyd - HM  
Larry Vrtiska - HM

**1994**  
Dave McLaughlin - 1st  
Tony Kunka - 3rd  
Chris Tidwell - HM

**1995**  
Doug Louthan - HM

**1996**  
Jeff Agard - HM

**1998**  
Jeremy Wedel - 3rd

**2002**  
David Harriman - 1st

**2003**  
Jon Dobyns - 1st

**2005**  
Matt Nalutka - 1st  
Jon Troop - HM

**2006**  
Truman Marek - HM

**2007**  
Truman Marek - HM

**2008**  
Josh Wilson - HM

## ALL-SOUTH ATLANTIC REGION

**1988**  
Bill Gearhart - 1st  
Calvain Culberson - 1st  
Dana Harding - 1st  
Mike Mitchener - 1st  
Bruce Addison - 2nd  
Brent Kom - 2nd  
Rob Musser - 2nd

**1989**  
Chad Armstrong - 1st  
John Middlebrooks - 1st  
Steve Russell - 1st  
Brad Squibb - 1st  
Chuck Thompson - 1st  
Mike Ewing - 2nd  
Danny Moore - 2nd  
Jeff Pasquale - 2nd  
Mark Wagenhauser - 2nd

**1990**  
Chad Armstrong - 1st  
Paul Krafft - 1st  
John Middlebrooks - 1st  
Larry Owens - 1st  
Steve Russell - 1st  
Brad Squibb - 1st  
Marv Ellis - 2nd  
Mike Ewing - 2nd  
Jeff Hanna - 2nd  
Curt Martin - 2nd  
Chuck Thompson - 2nd

**1991**  
Eric Chavez - 1st  
Bret Donovan - 1st  
Pete Richter - 1st  
Bill Schmidt - 1st  
Mark Ewing - 2nd  
Terry Hipp - 2nd  
Roman Miestowski - 2nd  
Tim Reynolds - 2nd

**1992**  
Eric Chavez - 1st  
Daryle Gavlick - 1st  
Roman Miestowski - 1st  
Steve Young - 1st  
Craig Bradshaw - 2nd  
Pete Richter - 2nd

**REGION MVPs**

**1988** Eric Chavez  
**1990** Mike Mitchener  
**1994** Chad Armstrong

**1994** Tony Kunka

**COACH OF THE YEAR**  
**1988, 1989, 1994**  
Joe Roberts

**PITCHER OF THE YEAR**  
**1988** Bill Gearhart  
**1998** Jon Dobyns  
Jeremy Wedel



**1988**  
Dana Harding - 2B  
Danny Moore - OF  
Mark Wagenhauser - OF

**1989**  
Chad Armstrong - OF  
(MVP)  
Mike Ewing - P  
Brian Kracik - SS  
Brent Korn - 3B  
John Middlebrooks - C  
Brad Squibb - 1B

**1990**  
Marv Ellis - OF  
Curt Martin - C  
John Middlebrooks - C  
Steve Russell - 2B

**1991**  
Eric Chavez - 3B

**1992**  
Roman Miestowski - 1B  
Derek Parker - OF

**1993**  
Scott DeHaven - OF  
Mickey Moody - 2B

**1994**  
Tony Kunka - DH  
(MVP)  
Matt Chambers - 2B  
Dave McLaughlin - OF  
Jason Miller - C  
Gregg Thomas - P  
Larry Vrtiska - P  
John Wilson - OF

**1999**  
Raymond Castillo - SS  
Travis Oglesby - C

**2003**  
Brian Dice - OF

## ALL-CONFERENCE HONORS

**BIG SOUTH**

**1984**  
David Poulos - SS  
Mike Smiciklas - 1B  
Tony Yeomans - C

**1985**  
Chuck Christopher - P  
Bill Fortner - C  
J.D. Scott - OF

**1986**  
Charlie Broad - 1B  
Mickey Peyton - OF  
Rick Zakrajsek - P

**1987**  
Charlie Broad - 1B  
Bill Gearhart - P  
Dana Harding - 3B  
Calvain Culberson - OF  
Scott Ellis - C  
Mike Mitchener - OF

**PEACH BELT**

**1992**  
Eric Chavez - 3B  
Daryle Gavlick - P  
Roman Miestowski - 1B  
Pete Richter - OF  
Steve Young - OF

**1993**  
John Booker - 1B  
Daryll Boyd - P  
Scott DeHaven - OF  
Chris Milisits - C  
Steve Young - OF

**1994**  
Tony Kunka - DH  
Dave McLaughlin - OF  
Chris Tidwell - P

**1996**  
Jeff Agard - P

**1998**  
Jeremy Wedel - P  
Andy Ysalgue - C

**Dave Ruhr - OF**  
Noah Theiss - SS  
**1999**  
Adam Bernero - P  
Chris Humrich - RP

**2001**  
B.J. Brinkmeier - P  
David Harriman - C  
Kirk Nordness - OF

**2002**  
Mike Roga - P  
David Harriman - C  
Kirk Nordness - OF

**2003**  
Jon Dobyns - P  
Jeremy Olson - P  
Stacy Bennett - UT

**2004**  
Michael Pelley - C

**2005**  
Matt Nalutka - RP  
Jon Troop - P  
Adam Pelley - UTL

**2006**  
Miguel Donate - C  
Daniel Heflin - DH  
Truman Marek - OF

**2007**  
Sean Hotzak - C  
Tyler Evans - 1B  
Truman Marek - OF

**2008**  
Josh Willson - OF

**CONFERENCE MVP**  
**1987** Mike Mitchener  
**1992** Eric Chavez

**PITCHER OF THE YEAR**  
**1987** Bill Gearhart  
**1993** Daryll Boyd  
**1992** Daryle Gavlick  
**1998** Jeremy Wedel

**COACH OF THE YEAR**  
**1987, 1992, 2003**  
Joe Roberts



TRUMAN MAREK WAS AASU'S FIRST TWO-TIME ALL-AMERICAN SINCE STEVE YOUNG ('92-'93)

# PIRATE HONOR ROLL



## ALL-CONFERENCE TOURNAMENT

**1985**  
 Chuck Christopher  
 Bill Fortner  
 J.D. Scott  
**1987**  
 Charlie Broad  
 Dana Harding  
 Mike Mitchener  
**1992**  
 Daryll Boyd  
 Eric Chavez  
 Chris Milisits  
 Derek Parker  
 Pete Richter  
 Mike Tencza  
 Steve Young  
**1993**  
 Daryll Boyd  
**1994**  
 Tony Kunka  
 John Wilson

**1996**  
 Chris Case  
**1997**  
 Mark Batia  
**1998**  
 Noah Theiss  
 Jeremy Wedel  
**2007**  
 Blake Culberson  
 Truman Marek  
 Josh Wilson

## CONFERENCE TOURNAMENT

**MVP**  
**1987**  
 Mike Mitchener  
**2007**  
 Josh Wilson

## NAIA

### ALL-DISTRICT HONORS

**1982**  
 Warren Bachmann  
 Kirk Rahn  
 Billy Ray Smith  
 Stacy Whiddon  
 Tony Yeomans  
**1984**  
 David Poulos  
 Mike Smiciklas  
 Tony Yeomans

**DISTRICT 25 COACH OF THE YEAR**  
**1984**  
 Joe Roberts

## FOUR-YEAR LETTERWINNERS

**1972**  
 Dennis Pruitt  
**1973**  
 Mark Mamalakis  
**1974**  
 Linn Burnsed  
 Steve McNeill  
 Pat Holland  
**1976**  
 Tommy Bumgardner  
 John Snelling  
 Chuck Thomas  
**1979**  
 Eddie Aenchbacher  
**1980**  
 Danny Pickell  
 Dan Seitz  
 Mike Stone  
**1981**  
 Tim Norton  
 Ty Jenny  
**1984**  
 Tony Yeomans  
**1986**  
 Ricky Meeks  
 Kevin Stafford  
 Mark Simons

**1987**  
 Charlie Broad  
**1988**  
 Calvin Culberson  
**1989**  
 Scott Ellis  
**1990**  
 Mike Haeussler  
**1998**  
 Gerald Jones  
**1999**  
 Greg Kennedy  
**2000**  
 Kevin Bullard  
 Shane Shelton  
 Joey Williams  
**2002**  
 Pat Daly  
**2003**  
 Chris Boaen  
**2004**  
 Zach Shelnutt  
**2007**  
 Sean Hotzak  
**2008**  
 Joey Davis

## COSIDA ACADEMIC ALL-AMERICANS

**1993**  
 Chris Milisits - 3rd  
**2002**  
 David Harriman - 2nd  
**2004**  
 Michael Pelley - 1st

## PRESIDENT'S CUP RECIPIENTS

**THE PRESIDENTS CUP IS AWARDED TO AASU'S TOP SCHOLAR ATHLETE BY THE SAVANNAH EXCHANGE CLUB**

<b>1968</b> Danny Sims	<b>1992</b> Mark Ewing
<b>1970</b> Dennis Pruitt	<b>1994</b> Gregg Thomas
<b>1972</b> Roy Smith	<b>1996</b> Clint Brooks
<b>1976</b> James Sikes	<b>1997</b> Doug Sessions
<b>1978</b> Ed Aenchbacher III	<b>2002</b> Matt Easterwood
<b>1979</b> Ted Kinder	<b>2003</b> Adam Brandenburg
<b>1989</b> Mike Mitchener	<b>2005</b> Brandon Nunez
<b>1990</b> Brad Squibb	<b>2007</b> Marc Noble


## COSIDA ACADEMIC ALL-DISTRICT III

<b>1993</b> Chris Milisits	David Harriman <b>2003</b>
<b>1994</b> Gregg Thomas	Adam Brandenburg <b>2004</b>
<b>2002</b> Matt Easterwood	Michael Pelley <b>2005</b>
	Jon Troop Brandon Nunex

## PBC PLAYER OF THE YEAR



Eric Chavez, 1992



Daryle Gavlick, 1992



Daryll Boyd, 1993



Jeremy Wedel, 1998

## PBC PITCHERS OF THE YEAR

A 1990 Division II All-America honoree and an AASU Athletics Hall of Fame member, Brad Squibb also earned the 1990 President's Cup as Armstrong State's top scholar-athlete. He still holds the NCAA Division II tournament game record of collecting 15 total bases in the Pirates' 18-2 win over Northern Kentucky in the 1989 NCAA Regional Championship Game that sent the Pirates to the DII World Series.



JOSH WILSON WAS THE 2007 PBC TOURNAMENT MVP, LEADING AASU TO ITS PBC TOURNEY TITLE







# AASU PIRATE TEAM HONOR ROLL

## CHARLES BURNSED MVP AWARD

- 1976 Stanley Walker
- 1977 Danny Pickell
- 1978 Ronnie Peacock
- 1979 Eddie Aenchbacher  
Ted Kinder
- 1980 Danny Pickell
- 1981 Pat Ryan  
Gerald Sharpe
- 1982 Warren Bachmann
- 1983 Billy Ray Smith
- 1984 Tony Yeomans
- 1985 J.D. Scott
- 1986 Mickey Peyton
- 1987 Charlie Broad
- 1988 Mike Mitchener
- 1989 Chad Armstrong
- 1990 Chad Armstrong
- 1991 Eric Chavez
- 1992 Eric Chavez  
Roman Miestowski
- 1993 Chris Milisits
- 1994 Tony Kunka
- 1995 Doug Louthan
- 1996 Jeff Agard
- 1997 Andy Ysalgue
- 1998 Andy Ysalgue
- 1999 Adam Bernero
- 2000 Haydn Chinn
- 2001 David Harriman  
Kirk Nordness
- 2002 David Harriman
- 2003 Stacy Bennett
- 2004 Michael Pelley
- 2005 Matt Nalutka
- 2006 Truman Marek
- 2007 Truman Marek
- 2008 Josh Wilson

## TOMMY THOMSON SILVER BAT AWARD

- 1980 Bill Stanley
- 1981 Roy Babot
- 1982 Kirk Rahn
- 1983 Kirk Rahn
- 1984 Mike Smiciklas
- 1985 Bill Fortner
- 1986 Mike Cassalla
- 1987 Charlie Broad  
Dana Harding  
Mike Mitchener
- 1988 Mike Mitchener
- 1989 Chad Armstrong
- 1990 Chad Armstrong  
Steve Russell  
Brad Squibb
- 1991 Pete Richter
- 1992 Eric Chavez  
Roman Miestowski
- 1993 Chris Milisits
- 1994 Tony Kunka
- 1995 Richard Ernst
- 1996 Mark Todd
- 1997 Mark Batia
- 1998 David Ruhr
- 1999 Jimmy LaRose
- 2000 Haydn Chinn
- 2001 Kirk Nordness
- 2002 David Harriman
- 2003 Stacy Bennett
- 2004 Brandon Nunez
- 2005 Adam Pelley
- 2006 Brad Bohannon  
Truman Marek
- 2007 Tyler Evans  
Josh Wilson
- 2008 Josh Wilson

## TOM BEYTAGH GOLD GLOVE AWARD

- 1980 Gerald Sharpe
- 1981 Billy Ray Smith
- 1982 Billy Ray Smith  
Warren Bachmann
- 1983 Stacey Whiddon  
Mike Huggins
- 1984 Mike Huggins  
Kevin Brown
- 1985 Charlie Broad
- 1986 Charlie Broad  
Mike Cassalla
- 1987 Charlie Broad
- 1988 Brent Korn
- 1989 Brent Korn  
John Middlebrooks  
Brad Squibb
- 1990 Chad Armstrong  
Brad Squibb
- 1991 Eric Chavez  
Walt Neveker
- 1992 Eric Chavez  
Chris Milisits
- 1993 Chris Milisits  
Dan Britz
- 1994 Dave McLaughlin
- 1995 Richard Ernst
- 1996 None
- 1997 Doug Sessions
- 1998 Andy Ysalgue  
Brian Muniz
- 1999 Brian Muniz  
Ray Castillo  
Jimmy LaRose
- 2000 Ray Castillo
- 2001 Stacy Bennett
- 2002 David Harriman
- 2003 Stacy Bennett
- 2004 Brandon Nunez  
Michael Pelley
- 2005 Adam Pelley
- 2006 Josh Dallas
- 2007 Tyler Evans  
Marc Noble
- 2008 Juan Dorado

## RICHARD MEEKS PITCHING AWARD

- 1980 Gordie Shuman
- 1981 Roger Moore
- 1982 Mark Simons
- 1983 Billy Ray Smith  
Gary Broad
- 1984 Gary Broad
- 1985 Chuck Christopher
- 1986 Rick Zakrajsek
- 1987 Chuck Christopher
- 1988 Bill Gearhart  
Rob Musser
- 1989 Chuck Thompson
- 1990 Paul Krafft
- 1991 Bill Schmidt
- 1992 Daryle Gavlick
- 1993 Daryll Boyd
- 1994 Chris Tidwell
- 1995 Mike Hopper
- 1996 Jeff Agard
- 1997 Joey Williams
- 1998 Jeremy Wedel
- 1999 Adam Bernero
- 2000 Jason Ackley
- 2001 B.J. Brinkmeier
- 2002 Mike Roga
- 2003 Jon Dobyns
- 2004 Zach Shelnut
- 2005 Matt Nalutka
- 2006 John Ducey
- 2007 Austin Ducey
- 2008 Brandon McCreery

## DANIEL CRAWFORD ROOKIE AWARD

- 1980 Bill Holbrook
- 1981 Tony Yeomans
- 1982 Rickey Jones
- 1983 Ricky Meeks
- 1984 Charlie Broad
- 1985 Calvin Culberson
- 1986 Mike Mitchener
- 1987 Roge Williams
- 1988 Danny Moore  
Mark Wagenhauser
- 1989 Steve Russell
- 1990 Jeff Hanna
- 1991 Bret Donovan
- 1992 Steve Young
- 1993 Scott DeHaven
- 1994 Dave McLaughlin
- 1995 Richard Ernst
- 1996 David Young
- 1997 Joey Williams
- 1998 Noah Theiss
- 1999 Ray Castillo
- 2000 Nick Snow
- 2001 Chris Dentler
- 2002 Matt Stephens
- 2003 Brett Hart
- 2004 Sean Hotzak
- 2005 Jon Geiger
- 2006 Marc Noble
- 2007 Josh Wilson
- 2008 Brandon McCreery


## ROY SIMS

### CAPTAIN AWARD


- 1980 Danny Pickell; Dan Seitz
- 1981 Tim Norton; Ty Jenny
- 1982 Pat Ryan
- 1983 Warren Bachmann; Roy Babot
- 1984 Tony Yeomans; Stacey Whiddon
- 1985 Ricky Meeks
- 1986 Ricky Meeks
- 1987 Charlie Broad
- 1988 Calvin Culberson; Mike Mitchener
- 1989 Brent Korn; Mark Wagenhauser
- 1990 Chad Armstrong; Brad Squibb
- 1991 Tim Reynolds; Shannon Schurman
- 1992 Eric Chavez; Pete Richter
- 1993 Jorge Becerra; Chris Milisits  
Steve Young
- 1994 Tony Kunka; Gregg Thomas
- 1995 None
- 1996 None
- 1997 Matt Griffin; Scott Harrell
- 1998 Matt Griffin; Vinny Valinotti
- 1999 Brian Muniz; Noah Theiss
- 2000 None
- 2001 None
- 2002 None
- 2003 Chris Boaen; Jeremy Olson  
Adam Brandenburg
- 2004 Michael Pelley
- 2005 Rob Reuenco; Jon Troop  
Brandon Nunez; Chris Webb  
Thomas Ferrara; Leon Boyd  
Jarin Lewis; Chase Leatherwood
- 2006 Miguel Donate; Matt Nalutka  
Josh Dallas; Truman Marek  
Tyler Evans; Brad Bohannon  
Marc Noble; Sean Hotzak  
Vyt Rivers; Jeremy Horst
- 2007 Nate Herder; Derek Miller  
Chris Smith; Ross Partee
- 2008 Joey Davis

## NICK MAMALAKIS COMPETITOR AWARD

- 1980 Ty Jenny
- 1981 Tim Norton
- 1982 Pat Ryan  
Keith Jones
- 1983 Tony Yeomans
- 1984 Mike Huggins
- 1985 Gary Jackson
- 1986 Charlie Broad
- 1987 Charlie Broad  
Mike Mitchener
- 1988 Brent Korn
- 1989 Brad Squibb
- 1990 Brad Squibb
- 1991 Tim Reynolds
- 1992 Chris Milisits
- 1993 Chris Milisits
- 1994 Deron Spink
- 1995 Doug Louthan
- 1996 Jason Mantooth
- 1997 Greg Kennedy
- 1998 Jeremy Wedel
- 1999 Chris Humrich
- 2000 Jimmy LaRose
- 2001 Ryan Chromek  
Zach Shelnut
- 2002 David Harriman
- 2003 Adam Brandenburg  
Michael Pelley
- 2004 Michael Pelley
- 2005 Chris Webb
- 2006 Josh Dallas
- 2007 Josh Dallas
- 2008 Chris Smith



*Mark Simons pitched AASU's only perfect game in 1982.*



*Chuck Christopher recorded 10-win seasons in 1985 and 1987 for the Pirates.*





# AASU TEAM RECORDS - INNING



## PLATE APPEARANCES

21 vs. North Greenville, February 10, 2006

## AT BATS

17, vs. Bridgewater, 1988 (NCAA II, t5th place)

## RUNS

16 vs. North Greenville, February 10, 2006

## HITS

14, vs. Bridgewater, 1988 (NCAA II, t6th place)

## SINGLES

11 vs. North Greenville, February 10, 2006

## DOUBLES

4, five times. Last vs. Adelphi, 1994

## TRIPLES

2, vs. Howard, 1994 and The Citadel, 1967

## HOME RUNS

5, vs. Bridgewater, 1988 (NCAA II, t3rd place)

## CONSECUTIVE HOME RUNS

3, vs. Bridgewater, 1988

## GRAND SLAMS

2, vs. Augusta State, 2007 (ties NCAA DII Record)

## RUNS BATTED IN

15, vs. Bridgewater, 1988 (NCAA II, t6th place)

## EXTRA BASE HITS

6, vs. Adelphi, 1994

## TOTAL BASES

29, vs. Bridgewater, 1988 (NCAA II, 3rd place)

## WALKS

10, vs. Edward Waters, 1985

## STOLEN BASES

8, vs. Edward Waters, 1985

## HIT BY PITCH

4, vs. Adelphi, March 7, 2000 (NCAA II, t4th place)

## TIMES ON BASE

19 vs. North Greenville, February 10, 2006

## CONSECUTIVE HITS

8, vs. Concordia, 1989

## CONSECUTIVE TIMES ON BASE

14, vs. Gannon, 1987

# AASU TEAM RECORDS - GAME

## PLATE APPEARANCES

79, vs. Valdosta State, 1988 (NCAA II, 2nd place)

## TOTAL PLATE APPEARANCES, BOTH TEAMS

149, vs. Valdosta State, 1988 (NCAA II Record)

## AT BATS

55, vs. Valdosta State, 1988

## RUNS

29, vs. Paine, 1989

## HITS

28, vs. Gannon, 1987 and Mercer-Atlanta, 1983

## HITS, BOTH TEAMS

44, vs. Mount Olive, May 14, 1988 (NCAA II, t11th)

## SINGLES

23, vs. Wittenberg, 1984

## DOUBLES

11, vs. S.C. State, 1993 (NCAA II, t6th place)

## TRIPLES

4, vs. Howard, 1994 and Ohio Wesleyan, 1986

## HOME RUNS

7, vs. Bridgewater, 1988 and Mount Olive, 1998

## HOME RUNS, BOTH TEAMS

12, vs. Mount Olive (5), 1988 (NCAA II, t3rd place)

## RUNS BATTED IN

26, vs. Paine, 1989 and Augusta State, 2007

## GRAND SLAMS

3, vs. Augusta State, 2007 (NCAA II Record)

## SACRIFICE HITS

6, vs. Francis Marion, April 6, 2003 (ties NCAA II Record)

## EXTRA BASE HITS

14, vs. S.C. State, 1993

## TOTAL BASES

48, vs. Mount Olive, 1998

## TOTAL BASES, BOTH TEAMS

88, vs. Mount Olive (42), 1988 (NCAA II, 2nd place)

## WALKS

22, vs. Upper Iowa, 1989 (ties NCAA II Record)

## STOLEN BASES

15, vs. Oglethorpe, 1973 (NCAA II, 7th place)

## HIT BY PITCH

8, vs. Adelphi, March 7, 2000 (NCAA II, t4th place)

## TIMES ON BASE

40, vs. Howard, 1988

## LEFT ON BASE

23, vs. Valdosta State, 1988 (NCAA II, 2nd place)

## PITCHING STRIKEOUTS

20, vs. Mars Hill, February 9th, 2003

## ERRORS

10, vs. Kentucky, 1990

## VICTORY MARGIN

29, vs. Paine (29-0), 1989

## DOUBLE PLAYS TURNED

5, vs. Sacred Heart, 1997 and Augustana, 1998

# AASU TEAM RECORDS - SEASON

**GAMES:** 80, 1984  
**PLATE APPEARANCES:** 2723, 1983  
**AT BATS:** 2313, 1983  
**RUNS:** 627, 1987  
**HITS:** 761, 1987  
**SINGLES:** 578, 1983  
**DOUBLES:** 150, 1985  
**DOUBLES PER GAME:** 2.50 (140 2B/56 G), 1990  
**TRIPLES:** 39, 1990  
**TRIPLES PER GAME:** 0.70, (39 3B/56 G), 1990  
(NCAA II, 11th place)  
**HOME RUNS:** 102, 1987  
**GRAND SLAMS:** 9, 1988 (NCAA II Record)  
**RUNS BATTED IN:** 588, 1987  
**EXTRA BASE HITS:** 269, 1987  
**TOTAL BASES:** 1260, 1987  
**SACRIFICE HITS:** 90, 1984  
**SACRIFICE FLIES:** 62, 1994 (NCAA II Record)  
**WALKS:** 440, 1984  
**HIT BY PITCH:** 73, 1994 (NCAA II, t14th place)  
**STOLEN BASES:** 248, 1984  
**SCORING AVERAGE:** 10.3, 1987  
**BATTING AVERAGE:** .360, 1987  
**TIMES ON BASE:** 1179, 1987  
**ON BASE PERCENTAGE:** .466, 1987  
**SLUGGING PERCENTAGE:** .596, 1987  
**CONSECUTIVE GAMES HOMERED:** 20, 1987  
**WINS:** 63, 1984  
**PEACH BELT CONFERENCE WINS:** 20, 2003

**CONSECUTIVE WINS:** 30, 1990  
**CONSECUTIVE WINS, HOME:** 31, 1987  
**CONSECUTIVE WINS, START OF SEASON:** 21, 1988  
**CONSECUTIVE HOME WINS, START OF SEASON:** 20, 1988  
**CONSECUTIVE PEACH BELT WINS:** 10, 2001  
**LOSSES:** 33, 1981  
**WON-LOST PERCENTAGE:** .839, 1990  
**PITCHING WALKS:** 297, 1994  
**PITCHING STRIKEOUTS:** 492, 1989  
**STRIKEOUTS/9 INNINGS:** 9.0, 2002  
**EARNED RUN AVERAGE:** 2.23, 1980  
**COMPLETE GAMES:** 34, 1983 & 1981  
**SHUTOUTS:** 14, 1982 (NCAA II, t6th place)  
**CONS. SHUTOUTS:** 3, 1992; 1990; 1983; 1982 (2)  
**CONS. SCORELESS INNINGS:** 29.7, 1982  
**CONS. INNINGS, NO EARNED RUNS:** 30.3, 1992  
**SAVES:** 22, 1991 (NCAA II Record)  
**TOTAL CHANCES:** 2704, 1983  
**PUTOUTS:** 1768, 1983  
**ASSISTS:** 798, 1983  
**ERRORS:** 150, 1981  
**FIELDING AVERAGE:** .966, 1991  
**DOUBLE PLAYS:** 72, 1984



*Mark Ewing went 8-3 with a 2.58 ERA in 1992, hurling a school-record and PBC-record 30.1 consecutive scoreless innings during the season.*



## INDIVIDUAL BATTING RECORDS

### PLATE APPEARANCES:

9, Calvin Culberson, Brent Korn, Mike Mitchener, Dana Harding, Danny Moore, Mark Wagenhauser, 1988

### AT BATS:

8, Calvin Culberson, Dana Harding, 1988

### RUNS:

5, 12 times. Last: Truman Marek, 2007

### HITS:

6, John Booker, 1993; Dave Bone, 1987 & Matt Easterwood, 2001 (NCAA II, t5th place)

### SINGLES:

6, John Booker, 1993 and Dave Bone, 1987

### DOUBLES:

4, Steve Young, 1993, Kirk Rahn, 1982 and Daniel Heflin, 2006 (NCAA II, t4th place)

### TRIPLES:

2, 13 times previously.

### HOME RUNS:

3, John Booker, 1993; Dana Harding, 1987; Warren Bachmann, 1983; Chris Cuchra, 1995; George Fletcher, 2004  
**Inning:** 2, Jeff Hanna & John Middlebrooks, 1990; Dana Harding & Danny Moore, 1988 and Warren Bachmann, 1983

### GRAND SLAMS:

2, Brent Korn, 1988 (ties NCAA II Record)

### RUNS BATTED IN:

10, Brent Korn & Mike Mitchener, 1988 and Tony Yeomans, 1984 (NCAA II, t7th place)

**Inning:** 5, Mike Mitchener, 1988 and Warren Bachmann, 1983

### SACRIFICE FLIES:

3, Preston Taylor, 1994 (NCAA II record)

### EXTRA BASE HITS:

5, Steve Young, 1993; Brad Squibb, 1989

### TOTAL BASES:

15, Brad Squibb, 1989 (NCAA II Tmt Record)  
**Inning:** 8, Jeff Hanna & John Middlebrooks, 1990; Dana Harding & Danny Moore, 1988 and Warren Bachmann, 1983

### SLUGGING PERCENTAGE:

1.250, John Booker, 1993

### WALKS:

7, Dave Bone, 1989 (tied NCAA II Record)

### HIT BY PITCH:

3, Deron Spink, 1994  
 Bryan Beckmann vs. Adelphi, March 7, 2000  
 Josh Dallas vs. Augusta State, April 15, 2007

### REACHED BASE SAFELY:

7 (of 7), Steve Young, 1993; Dave Bone, 1989

### STOLEN BASES:

7, Steve McNeill and Mark Mamalakis, 1973 (NCAA II, 2nd place)

## INDIVIDUAL PITCHING RECORDS

### INNINGS PITCHED:

15, Mike Ogilvie, 1982

### STRIKEOUTS:

17, Rick Sawyer, 1990; Mike Roga, 2002

### CONSECUTIVE STRIKEOUTS:

8, Mark Simons, 1982

### NO HITTERS:

Mike Roga, 2002; Joey Williams, 1999; Combination, 1991; Rick Sawyer, 1989; Bill Gearhart, 1987; Mike Ogilvie, Billy Ray Smith & Mark Simons, 1982; Doyle Kelley, 1968 and Bobby Cannon, 1967

### PERFECT GAME:

Mark Simons, 1982 (ties NCAA II Record)

## INDIVIDUAL FIELDING RECORDS

### TOTAL CHANCES:

21, Andrew Graham vs. Mars Hill, Feb. 9, 2003

### PUTOUTS:

19, Mike Mitchener & Bill Bickel, 1988; Scott Ellis, 1987; Charlie Broad, 1985; Bill Stanley, 1980 and Andrew Graham vs. Mars Hill, Feb. 9, 2003

### ASSISTS:

10, Adam Brandenburg vs. Georgia Tech, Feb. 23, 2003 & vs. USC Aiken, March 30, 2003

### OUTFIELD PUTOUTS:


10, Chad Armstrong, 1989 (D II World Series Record)

### PICKOFFS:

5, Gary Broad, 1983

### ERRORS:

5, Brad Bender, 1996 (ties NCAA II record)



*Rick Sawyer set the AASU school record with 17 strikeouts in a game during the 1990 season.*



*Mike Roga tied Sawyer's mark of 17 strikeouts during his 1-0 no-hitter against Northwest Missouri State on 3/5/02.*





# AASU INDIVIDUAL RECORDS - SEASON

## INDIVIDUAL BATTING RECORDS

### GAMES PLAYED:

75, Warren Bachmann, Kirk Rahn & Tony Yeomans, 1983

### PLATE APPEARANCES:

316, Warren Bachmann, 1983

### OFFICIAL AT BATS:

286, Kirk Rahn, 1983

### RUNS:

84, Charlie Broad, 1987

### HITS:

101, Roman Miestowski, 1992

### SINGLES:

91, Tyler Evans, 2007

### DOUBLES:

26, Charlie Broad, 1986

### TRIPLES:

9, Chad Armstrong, 1990

### HOME RUNS:

28, Dana Harding, 1987

### RUNS BATTED IN:

98, Mike Mitchener, 1987

### EXTRA BASE HITS:

50, Dana Harding, 1987

### TOTAL BASES:

205, Dana Harding, 1987

### SACRIFICE HITS:

21, Sean Hotzak, 2006

### SACRIFICE FLIES:

11, Preston Taylor, 1994 (NCAA II, t2nd place)

### WALKS:

90, Kevin Stafford, 1984

### HIT BY PITCH:

30, Deron Spink, 1994 (NCAA II, t2nd place)

### STOLEN BASES:

57, Mickey Peyton, 1986 (NCAA II, t12th place)

### STOLEN BASE PERCENTAGE:

.973, Tony Yeomans, 1984

### BATTING AVERAGE:

.451, Steve McNeill, 1972

**Min. 200 AB:** .445, Roman Miestowski, 1992

### TIMES ON BASE:

166, Deron Spink, 1994

### ON BASE PERCENTAGE:

.568, Mike Bertagnolli, 1985 & Steve McNeill, 1972

### SLUGGING PERCENTAGE:

.830, Dana Harding, 1987

### CONSECUTIVE GAME HITTING STREAK:

41, David Harriman, 2002

### CONSECUTIVE HITS:

9, Charlie Broad, 1987

### CONSECUTIVE TIMES ON BASE:

13, Dave Bone, 1989

### CONSECUTIVE GAMES REACHED SAFELY:

**One season:** 56, Chad Armstrong, 1990

**Overall:** 70, Chad Armstrong, 1989-1990

### CONSECUTIVE GAME HOME RUN STREAK:

7, Dana Harding, 1987

### CONSECUTIVE GAMES W/ EXTRA BASE HIT:

8, Dana Harding, 1988

## INDIVIDUAL PITCHING RECORDS

### PITCHING APPEARANCES:

31, Mike Ogilvie, 1983; Doug Louthan, 1995

### RELIEF APPEARANCES:

31, Doug Louthan, 1995

### GAMES STARTED:

18, Chuck Christopher, 1985

### INNINGS PITCHED:

141.0, Chuck Christopher, 1985

### STRIKEOUTS:

124, Daryle Gavlick, 1992 (NCAA II Season Leader)

### STRIKEOUTS PER NINE INNINGS:

14.0, Jeff Pasquale, 1989 and Doug Sessions, 1998

*South Atlantic Region MVP and 1988 First-Team All-American Mike Mitchener pitches the Pirates into the World Series over Columbus in 1988. Mitchener is also a member of the AASU Athletic Hall of Fame and in 2004 became just the second Pirate to have his jersey retired.*





**EARNED RUN AVERAGE: (STARTING PITCHER)**

1.04, Jeff Agard, 1996

**EARNED RUN AVERAGE: (RELIEF PITCHER)**

0.30, Matt Nalutka, 2005

**HITS ALLOWED PER NINE INNINGS:**

4.6, Bill Gearhart, 1987 (NCAA I, 9th place)

**WALKS:**

77, Chuck Christopher, 1985

**COMPLETE GAMES:**

13, Rick Zakrajsek, 1985

**CONSECUTIVE COMPLETE GAMES:**

Rick Zakrajsek, 1985

**CONSECUTIVE COMPLETE GAME WINS:**

7, Mark Simons, 1982

**SHUTOUTS:**

4, Daryle Gavlick, 1992; Mark Simons, 1982 and Tommy Bumgardner, 1975

**CONSECUTIVE SHUTOUTS:**

3, Mark Ewing, 1992; Al Otte, 1983 and Mark Simons, 1982

**CONSECUTIVE SCORELESS INNINGS:**

30.1, Mark Ewing, 1992 (NCAA II, 11th place)

**CONSECUTIVE INNINGS, NO EARNED RUNS:**

37.3, Daryle Gavlick, 1992

**CONSECUTIVE SCORELESS APPEARANCES:**

24, Matt Nalutka, 2005

**SAVES:**

12, Matt Nalutka, 2005

**SAVE PERCENTAGE:**

1.000 (12-12), Matt Nalutka, 2005, (8-for-8), Mike Ewing, 1990 & Jeff Pasquale 1989

**PITCHING DECISIONS:**

16, Chuck Christopher, Rick Zakrajsek, 1985 and Jon Troop, 2005

**WINS:**

12, Bill Gearhart, 1988; Chuck Christopher, 1987; Jon Dobyms, 2003

**CONSECUTIVE WINS:**

**Single Season:** 11, Daryle Gavlick, 1992 and Chuck Christopher, 1987

**Multiple Seasons:** 20, Bill Gearhart, 1987-88 (NCAA II 2nd place)

**WON-LOST PERCENTAGE:**

1.000 (minimum 5 decisions), Bill Gearhart, 10-0, 1987; Larry Vrtiska, 9-0, 1994; Austin Ducey, 9-0, 2007; Larry Owens, 7-0, 1990; Mike Ewing, 7-0, 1989; Charlie Broad, 7-0, 1984; Danny DeMersseman, 5-0, 1985 and Jon Boothe, 5-0, 1990

## INDIVIDUAL FIELDING RECORDS

**TOTAL CHANCES:**

648, Warren Bachmann, 1983

**PUTOUTS:**

580, Charlie Broad, 1984

**ASSISTS:**

215, Mike Huggins, 1983

**ERRORS:**

38, Jay Sheppard, 1994

**OUTFIELD ASSISTS:**

18, Dave McLaughlin, 1994


**OUTFIELD PUTOUTS:**

124, Terry Hipp, 1991

**PICKOFFS:**

20, Gary Broad, 1983

*Jeff Agard set a school and Peach Belt Conference record with a 1.04 ERA in 1996 en route to earning honorable-mention All-America honors.*



*Chris Humrich, an All-South Atlantic Region pick in 1999, tied an AASU record and set a then-PBC record with 10 saves in helping the Pirates to a South Atlantic Regional berth.*





# AASU INDIVIDUAL RECORDS - CAREER

**GAMES PLAYED:**

265, Tony Yeomans, 1981-84

**PLATE APPEARANCES:**

1,033, Tony Yeomans, 1981-84

**AT BATS:**

869, Tony Yeomans, 1981-84

**RUNS:**

242, Charlie Broad, 1984-87

**HITS:**

318, Charlie Broad, 1984-87

**SINGLES:**

200, Tony Yeomans, 1981-84

**DOUBLES:**

69, Charlie Broad, 1984-87

**TRIPLES:**

16, Charlie Broad, 1984-87

**HOME RUNS:**

39, Dana Harding, 1987-88

**RUNS BATTED IN:**

231, Charlie Broad, 1984-87

**EXTRA BASE HITS:**

120, Charlie Broad, 1984-87

**TOTAL BASES:**

524, Charlie Broad, 1984-87

**SACRIFICE HITS:**

49, Sean Hotzak, 2004-07

**WALKS:**

183, Scott Ellis, 1986-89

**HIT BY PITCH:**

32, Ray Castillo, 1999-2000

**STOLEN BASES:**

128, Calvin Culberson, 1985-88

**STOLEN BASE PERCENTAGE:**

(min. 100 att.) .875, Charlie Broad, 1984-87

(less than 100 att.) .939, Mark Noble, 2006-07

**BATTING AVG:**

.397, Roman Miestowski, 1991-92

(min. 600 AB) .385, Charlie Broad, 1984-87

**TIMES ON BASE:**

468, Charlie Broad, 1984-87

**ON BASE PERCENTAGE:**

.503, Dave Bone, 1987-89 and Jimmie Evans, 1986-87

**SLUGGING PERCENTAGE:**

.748, Mike Mitchener, 1986-88

**PITCHING APPEARANCES:**

85, Zach Shelnutt, 2001-04

**RELIEF APPEARANCES:**

85, Zach Shelnutt, 2001-04

**INNINGS PITCHED:**

353.0, Tommy Bumgardner, 1973-76

**PITCHING DECISIONS:**

48, Tommy Bumgardner, 1973-76

**WINS:**

29, Rickey Meeke, 1983-86

**LOSSES:**

24, Tommy Bumgardner, 1973-76

**WON LOST PERCENTAGE:**

.909, Larry Vrtiska (20-2), 1993-94 (Min. 20 Decisions)

**WALKS:**

143, Chuck Christopher, 1985-87

**STRIKEOUTS:**

244, Chuck Christopher, 1985-87

**STRIKEOUTS PER NINE INNINGS:**

11.9, Jeff Pasquale, 1989-90

**EARNED RUN AVERAGE:**

1.17, Daryle Gavlick, 1992

(min. 300 IP) 1.81, Tommy Bumgardner, 1973-76

**HITS ALLOWED PER NINE INNINGS:**

6.7, Bill Schmidt, 1989-91

**COMPLETE GAMES:**

31, Tommy Bumgardner, 1973-76 (NCAA II, 2nd place)

**SHUTOUTS:**

11, Tommy Bumgardner, 1973-76 (NCAA II, 3rd place)

**SAVES:**

19, Matt Nalutka, 2005-06

**TOTAL CHANCES:**

2,285, Charlie Broad, 1984-87

**PUTOUTS:**

2,140, Charlie Broad, 1984-87

**ASSISTS:**

426, Danny Pickell, 1977-80

**ERRORS:**

65, Jay Sheppard, 1993-94; Danny Pickell, 1977-80

**NO ERRORS, CAREER:**

Tom Beytagh, 1970-73

**OUTFIELD PUTOUTS:**

342, Calvin Culberson, 1985-88

**OUTFIELD ASSISTS:**

18, Dave McLaughlin, 1994; Tony Yeomans, 1981-84

**PICKOFFS:**

26, Gary Broad, 1983-84

**HOME RUN, FIRST CAREER AT BAT:**

Scott DeHaven, 1993; Terry Hipp, 1991; Mike Cas-sala, 1986; David Poulos, 1984 and Andrew Graham, 2003

**HOME RUN, FIRST TWO CAREER AT BATS:**

Scott DeHaven, 1993 and Andrew Graham, 2003



# AASU SEASON LEADERS



## AT-BATS

1967	Danny Sims	95
1968	Ray Kellett	93
1969	Larry Thompson	103
1970	Lance Green	106
1971	Mark Mamalakis	77
1972	Larry Crawford	78
1973	Steve McNeill	92
1974	Steve McNeill	138
1975	John Snelling	131
1976	Marvin Headley	114
1977	Danny Pickell	126
1978	Ronnie Peacock	125
1979	Danny Pickell	126
1980	Danny Pickell	141
1981	Tony Yeomans	197
1982	Kirk Rahn	227
1983	Kirk Rahn	286
1984	David Poulos	231
1985	Bill Fortner	239
1986	Mickey Peyton	223
1987	Dana Harding	247
1988	Mike Mitchener	228
1989	Danny Moore	226
1990	Chad Armstrong	241
1991	Tim Reynolds	217
1992	Dan Britz	228
1993	Jay Sheppard	267
1994	Jay Sheppard	266
1995	Michael Collins	201
1996	Chris Case	212
1997	Matt Griffin	210
1998	Brian Muniz	235
1999	Brian Muniz	223
2000	Jimmy LaRose	219
2001	Rob Mills	210
2002	David Harriman	228
2003	Brandon McKinnon	190
2004	Adam Pelley	208
2005	Jonnie Geiger	213
2006	Truman Marek	243
2007	Truman Marek	261
2008	Josh Wilson	211

## RUNS

1967	Danny Sims	23
1968	Doyle Kelley	12
1969	Lee Rabon	15
1970	Lee Rabon	17
1971	Steve McNeill	19
1972	Steve McNeill	19
1973	Steve McNeill	24
1974	Steve McNeill	36
1975	Chuck Thomas	18
1976	Stan Walker	22
1977	Stan Walker	28
1978	Ronnie Peacock	19
1979	Dave Baker	19
1980	Bill Stanley	23
1981	Pat Ryan	41
1982	Keith Jones	49
1983	Tony Yeomans	63
1984	Tony Yeomans	71
1985	Kevin Brown	65
	Bill Fortner	65
1986	Mickey Peyton	78
1987	Charlie Broad	84
1988	Calvain Culbertson	63
	Mark Wagenhauser	63
1989	Brad Squibb	67
1990	Chad Armstrong	77

1991	Terry Hipp	48
	Pete Riechter	48
1992	Roman Miestowski	72
1993	Steve Young	83
1994	Tony Kunka	82
1995	Michael Collins	39
1996	Mark Todd	44
1997	Mark Batia	53
	Adam Wilson	53
1998	David Ruhr	59
1999	3 players with	47
2000	Jimmy LaRose	57
2001	Rob Mills	54
2002	Chris Boaen	50
2003	Brandon McKinnon	46
2004	Rob Recuenco	49
2005	Jonnie Geiger	48
2006	Truman Marek	62
2007	Truman Marek	72
2008	Josh Wilson	42

## HITS

1967	Bobby Cannon	28
	Tommy Cannon	28
	Danny Sims	28
1968	Ray Kellett	23
1969	David Layden	24
1970	Buddy Hardy	29
	Lee Rabon	29
1971	Mark Mamalakis	25
1972	Steve McNeill	34
1973	Steve McNeill	33
1974	Steve McNeill	59
1975	Warren Heller	37
1976	Marvin Headley	31
1977	Danny Pickell	37
1978	Ronnie Peacock	39
1979	Danny Pickell	37
1980	Danny Pickell	50
1981	Pat Ryan	70
1982	Kirk Rahn	90
1983	Kirk Rahn	97
1984	David Poulos	88
1985	Bill Fortner	88
1986	Mickey Peyton	97
1987	Charlie Broad	99
1988	Mike Mitchener	77
1989	Chad Armstrong	83
1990	Chad Armstrong	97
1991	Roman Miestowski	71
1992	Roman Miestowski	101
1993	Jay Sheppard	88
1994	Tony Kunka	86
1995	Michael Collins	72
1996	Mark Todd	72
1997	Mark Batia	77
1998	David Ruhr	82
1999	Jimmy LaRose	77
2000	Jimmy LaRose	74
2001	Kirk Nordness	80
2002	David Harriman	94
2003	George Fletcher	62
	Stacy Bennett	62
2004	Rob Recuenco	74
2005	Jonnie Geiger	77
2006	Truman Marek	89
2007	Tyler Evans	98
2008	Josh Wilson	86

## BATTING AVERAGE

1967	Tommy Cannon	.350
1968	Danny Sims	.322
1969	Ray Kellett	.262
1970	Buddy Hardy	.318
1971	Mark Mamalakis	.325
1972	Steve McNeill	.451
1973	Steve McNeill	.359
1974	Steve McNeill	.428
1975	Warren Heller	.320
1976	Warren Heller	.327
1977	Danny Pickell	.302
1978	Ronnie Peacock	.312
1979	Danny Pickell	.294
1980	Danny Pickell	.355
1981	Roy Babot	.401
1982	Kirk Rahn	.396
1983	Jerry Jameson	.362
1984	David Poulos	.381
1985	Gary Jackson	.389
1986	Mickey Peyton	.435
1987	Charlie Broad	.442
1988	Mark Wagenhauser	.358
1989	Chad Armstrong	.390
1990	Mary Ellis	.405
1991	Roman Miestowski	.345
1992	Roman Miestowski	.445
1993	Chris Miliits	.386
1994	John Wilson	.384
1995	Richard Ernst	.390
1996	Mark Todd	.355
1997	Mark Batia	.381
1998	Noah Theiss	.379
1999	Jimmy LaRose	.352
2000	Brian Pickel	.343
2001	Kirk Nordness	.392
2002	David Harriman	.412
2003	Stacy Bennett	.339
2004	Brandon Nunez	.386
2005	Adam Pelley	.379
2006	Brad Bohannon	.393
2007	Tyler Evans	.403
2008	Josh Wilson	.408

## DOUBLES

1967	Bobby Cannon	4
1968	4 with	2
1969	David Layden	4
1970	Lee Rabon	4
1971	Mark Mamalakis	4
	Tom Yarbrough	4
1972	Tom Beytagh	5
1973	Gerald Sharpe	3
	Tom Yarbrough	3
1974	Steve McNeill	8
1975	Tommy Bungardner	6
	Warren Heller	6
1976	Warren Heller	6
	Jerry McNair	6
1977	Warren Heller	7
1978	Buddy Padgett	6
	Mike Stone	6
1979	Glen Conaway	4
1980	Danny Pickell	10
1981	Five with	7
1982	Kirk Rahn	21
1983	Kirk Rahn	20
1984	Tony Yeomans	20
1985	Bill Fortner	24
1986	Charlie Broad	26
1987	Mike Mitchener	24

1988	Dana Harding	18
	Mark Wagenhauser	18
1989	Chad Armstrong	19
1990	Brad Squibb	20
1991	Eric Chavez	20
1992	Roman Miestowski	20
	Steve Young	20
1993	Chris Miliits	22
1994	Matt Chambers	18
1995	Michael Collins	16
1996	Chris Case	21
1997	Matt Griffin	17
	Andy Ysalgue	17
1998	David Ruhr	17
1999	Brian Muniz	18
2000	Kevin Bullard	17
	Haydn Chinn	17
2001	Kirk Nordness	18
2002	Kirk Nordness	16
2003	Stacy Bennett	16
	Brandon McKinnon	16
2004	George Fletcher	12
2005	Sean Hotzak	14
	Rob Recuenco	14
2006	Miguel Donate	20
2007	Josh Wilson	18
2008	Josh Wilson	16

## TRIPLES

1967	Danny Sims	2
1968	Danny Sims	2
	David Smith	2
1969	David Smith	2
1970	Buddy Hardy	3
1971	Roy Smith	4
1972	Linn Burnsed	1
	Steve McNeill	1
1973	Mark Mamalakis	3
	Tom Yarbrough	3
1974	Linn Burnsed	3
1975	Buddy Padgett	4
1976	5 with	1
1977	Marvin Headley	3
	Ronnie Peacock	3
1978	Ronnie Peacock	3
1979	3 with	1
1980	David Rogers	2
1981	3 with	3
1982	Keith Jones	3
1983	Jerry Jameson	4
1984	David Poulos	5
1985	Charlie Broad	6
	J.D. Scott	6
1986	Mike Cassala	6
	Mickey Peyton	6
1987	Mike Mitchener	7
1988	Mike Mitchener	7
1989	Chad Armstrong	6
	Brad Squibb	6
1990	Chad Armstrong	9
	Eric Chavez	6
1991	Dan Britz	4
1993	Jay Sheppard	5
	Steve Young	5
1994	Jay Sheppard	8
1995	Leroy Lipsey	3
1996	2 with	1
1997	Mark Batia	4
	Doug Sessions	4



# AASU SEASON LEADERS

## TRIPLES

1998	Vincent Valinotti	3
1999	Mike Cadwallader	5
2000	Haydn Chinn	5
2001	Jason Pruitt	3
	Rob Mills	3
2002	Chris Boaen	6
2003	Stacy Bennett	4
2004	6 with	1
2005	Jarin Lewis	3
2006	Truman Marek	7
2007	Truman Marek	7
2008	Michael Price	3

## HOME RUNS

1969	David Layden	2
1970	Buddy Hardy	2
1971	Mark Mamalakis	2
1972	Linn Burnsed	2
1973	Linn Burnsed	1
	Jerry Graham	1
1974	Linn Burnsed	2
1975	John Snelling	1
1976	John Snelling	1
	Chuck Thomas	1
1977	Robbie Groover	1
1978	Robbie Groover	2
	Mike Stone	2
1979	Glen Conway	2
	Mike Durkin	2
1980	Gerald Sharpe	2
1981	Tony Yeomans	8
1982	Kirk Rahn	7
1983	Kirk Rahn	11
1984	Mike Smiciklas	15
1985	Bill Fortner	13
	J.D. Scott	13
1986	Charlie Broad	9
	Mike Cassala	9
1987	Dana Harding	28
1988	Mike Mitchener	16
1989	John Middlebrooks	9
1990	Jeff Hanna	11
1991	Eric Chavez	10
1992	Eric Chavez	21
1993	John Booker	15
1994	Tony Kunka	15
1995	Richard Ernst	7
1996	Klark Reynolds	7
1997	Matt Griffin	12
1998	David Ruhr	13
1999	Travis Oglesby	19
2000	Kevin Bullard	8
2001	David Harriman	9
2002	David Harriman	14
2003	Brandon McKinnon	7
2004	George Fletcher	11
2005	Brand Nunez	10
2006	Truman Marek	6
2007	Truman Marek	7
2008	Joey Davis	13

## RUNS BATTED IN

1967	Mike Kellett	14
1968	Clyde Jordan	14
1969	Bill Hagan	11
1970	Lee Rabon	14

1971	Mark Mamalakis	13
1972	Tom Beytagh	13
1973	Mark Mamalakis	17
1974	David Barnhill	14
1975	John Snelling	9
	Chuck Thomas	9
1976	Marvin Headley	16
1977	Danny Pickell	22
1978	Danny Pickell	19
1979	Danny Pickell	14
1980	Danny Pickell	18
1981	Pat Ryan	43
1982	Warren Bachmann	57
1983	Kirk Rahn	70
1984	Mike Smiciklas	78
1985	J.D. Scott	80
1986	Mike Cassala	77
1987	Mike Mitchener	98
1988	Mike Mitchener	82
1989	John Middlebrooks	56
1990	Chad Armstrong	63
1991	Pete Richter	53
1992	Eric Chavez	82
1993	John Booker	69
1994	Tony Kunka	86
1995	Michael Collins	38
	Richard Ernst	38
1996	Mark Todd	39
1997	Matt Griffin	50
1998	David Ruhr	55
1999	Travis Oglesby	58
2000	Brian Pickel	48
2001	David Harriman	53
2002	David Harriman	69
2003	Stacy Bennett	47
2004	George Fletcher	50
2005	Brandon Nunez	40
2006	Truman Marek	51
2007	Sean Hotzak	57
2008	Joey Davis	55

## STOLEN BASES

1967	Danny Sims	10
	John Tatum	10
1968	Bob Houchins	12
1969	Bill Hagan	8
	Lee Rabon	8
1970	Bob Houchins	8
	Lance Green	8
1971	Steve McNeill	24
1972	Steve McNeill	18
1973	Mark Mamalakis	26
1974	Steve McNeill	28
1975	John Snelling	13
1976	Stan Walker	19
1977	Stan Walker	12
1978	Ronnie Peacock	8
1979	Dave Baker	8
1980	Gerald Sharpe	24
1981	Roy Babot	18
1982	Pat Ryan	16
1983	Tony Yeomans	28
1984	Cay Mays	37
1985	Mike Bertagnolli	38
1986	Mickey Peyton	57
1987	Calvain Culberson	40
1988	Calvain Culberson	42
1989	Danny Moore	29
1990	Steve Russell	32
1991	Roman Miestowski	27

1992	Dan Britz	32
	Roman Miestowski	32
1993	Jay Sheppard	34
1994	Jay Sheppard	29
1995	Leroy Lipsey	26
1996	Heath McBeth	17
1997	Doug Sessions	17
1998	David Ruhr	17
1999	Jimmy LaRose	21
2000	Bryan Beckmann	25
2001	Kirk Nordness	8
2002	Chris Dentler	15
2003	Mark Stephens	10
2004	Brandon Nunez	18
2005	Jonnie Geiger	19
2006	Truman Marek	24
2007	Truman Marek	20
2008	Michael Price	11

## TOTAL BASES

1967	Tommy Cannon	35
1968	David Smith	31
1969	David Layden	34
1970	Buddy Hardy	39
1971	Mark Mamalakis	35
1972	Steve McNeill	40
1973	Steve McNeill	37
1974	Steve McNeill	70
1975	Warren Heller	45
1976	Jerry McNair	37
1977	Danny Pickell	45
1978	Ronnie Peacock	50
1979	Danny Pickell	42
1980	Danny Pickell	62
1981	Tony Yeomans	99
1982	Kirk Rahn	132
1983	Kirk Rahn	154
1984	Mike Smiciklas	146
1985	Bill Fortner	155
1986	Charlie Broad	143
1987	Dana Harding	205
1988	Mike Mitchener	154
1989	Chad Armstrong	121
1990	Chad Armstrong	161
1991	Eric Chavez	121
1992	Eric Chavez	167
1993	Jay Sheppard	128
1994	Tony Kunka	156
1995	Michael Collins	100
1996	Mark Todd	104
1997	Matt Griffin	118
1998	David Ruhr	140
1999	Travis Oglesby	121
2000	Haydn Chinn	102
2001	Kirk Nordness	115
2002	David Harriman	153
2003	Stacy Bennett	104
2004	George Fletcher	109
2005	Brandon Nunez	96
2006	Truman Marek	130
2007	Josh Wilson	144
2008	Josh Wilson	125

## BASE ON BALLS

1967	Danny Sims	18
1968	Danny Sims	16
1969	Lee Rabon	24
1970	Lee Rabon	20
1971	Roy Smith	24
1972	Linn Burnsed	21

1973	Tom Beytagh	20
1974	Linn Burnsed	26
1975		NA
1976	Stan Walker	31
1977	Stan Walker	31
1978	Ronnie Peacock	15
1979	Gerald Sharpe	17
1980	Dan Seitz	26
	Gerald Sharpe	26
1981	Pat Ryan	35
1982	Pat Ryan	57
1983	3 with	43
1984	Kevin Stafford	90
1985	Mike Bertagnolli	65
1986	Jimmie Evans	45
1987	Scott Ellis	66
1988	Dave Bone	62
1989	Dave Bone	59
1990	Chad Armstrong	44
1991	Pete Richter	52
1992	Dan Britz	44
1993	Steve Young	63
1994	Deron Spink	61
1995	Mark Todd	45
1996	Rob Freithoffer	39
1997	Mark Batia	37
1998	Noah Theiss	39
1999	Travis Oglesby	48
2000	Kevin Bullard	37
2001	Kirk Nordness	29
2002	Kirk Nordness	30
2003	Stacy Bennett	38
2004	Adam Pelley	29
2005	Rob Recuenco	22
2006	Pete Gundolf	45
2007	Truman Marek	34
2008	Kenny Cail	24
	Derrek Miller	24

## HIT BY PITCH

1967	Danny Sims	3
1968	Phil Duke	3
1969		NA
1970	John Beebe	2
	Lance Green	2
1971	Steve McNeill	5
1972	Steve McNeill	5
1973	Gerald Sharpe	8
1974	Steve McNeill	2
1975-1979		NA
1980	Dan Seitz	5
1981	5 with	2
1982	Keith Jones	11
1983	Kirk Rahn	4
1984	Mike Huggins	4
1985	Kevin Brown	4
1986	Scott Ellis	5
1987	Bruce Addison	4
1988	Brent Korn	6
1989	Brent Korn	8
	Brian Kracik	8
1990	3 tied with	5
1991	Eric Chavez	5
	Roman Miestowski	5
1992	Roman Miestowski	10
1993	John Booker	8
	Steve Young	8
1994	Deron Spink	30
1995	Thomas Sanders	11
1996	Scott Harrell	12



DAVE BONE PRODUCED SIX SINGLES IN ONE GAME AND SEVEN WALKS IN ANOTHER GAME

# AASU SEASON LEADERS



1997	Matt Griffin	11
	Adam Wilson	11
1998	Vinny Valinotti	11
1999	Ray Castillo	21
2000	Ray Castillo	11
	Haydn Chinn	11
2001	Jason Pruitt	5
	Rob Mills	5
2002	Adam Brandenburg	12
2003	Adam Brandenburg	19
2004	Adam Pelley	13
	Michael Pelley	13
2005	Brandon Nunez	11
2006	Pete Gundloff	14

## ON BASE PERCENTAGE

1967	Danny Sims	422
1968	Danny Sims	493
1969	Lee Rabon	370
1970	Lee Rabon	408
1971	Roy Smith	467
1972	Steve McNeill	568
1973	Tom Beytagh	486
1974	Steve McNeill	428
1975		NA
1976	Stanley Walker	431
1977	Stanley Walker	442
1978	Ronnie Peacock	386
1979	Danny Pickell	331
1980	Dan Seitz	414
1981	Roy Babot	472
1982	Kirk Rahn	439
1983	Tony Yeomans	441
1984	Kevin Stafford	526
1985	Mike Bertagnolli	568
1986	Calvain Culberson	519
1987	Charlie Broad	535
1988	Dave Bone	534
1989	Dave Bone	498
1990	Jeff Hanna	512
1991	Terry Hipp	469
1992	Roman Miestowski	526
1993	John Booker	518
1994	Deron Spink	527
1995	Richard Ernst	482
1996	Mark Todd	434
1997	Mark Batia	488
1998	Noah Theiss	480
1999	Ray Castillo	451
2000	Bryan Beckmann	422
2001	Kirk Nordness	493
2002	David Harriman	455
2003	Adam Brandenburg	476
2004	Brandon Nunez	453

2005	Adam Pelley	461
2006	Marc Noble	470
2007	Tyler Evans	479
2008	Josh Wilson	460

## SLUGGING PERCENTAGE

1967	Tommy Cannon	438
1968	Danny Sims	441
1969	David Layden	358
1970	Buddy Hardy	462
1971	Tom Yarbrough	510
1972	Steve McNeill	533
1973	Steve McNeill	402
1974	Steve McNeill	507
1975	Warren Heller	388
1976	Larry Cupstid	353
1977	Warren Heller	362
1978	Mike Stone	419
1979	Danny Pickell	333
1980	Danny Pickell	440
1981	Tony Yeomans	503
1982	Kirk Rahn	528
1983	Kirk Rahn	538
1984	Mike Smiciklas	649
1985	Bill Fortner	649
1986	Charlie Broad	668
1987	Dana Harding	830
1988	Mike Mitchener	675
1989	Brad Squibb	578
1990	Chad Armstrong	668
1991	Eric Chavez	624
1992	Eric Chavez	770
1993	John Booker	685
1994	Tony Kunka	647
1995	Richard Ernst	631
1996	Mark Todd	512
1997	Matt Griffin	562
1998	David Ruhr	631
1999	Travis Oglesby	658
2000	Kevin Bullard	536
2001	Kirk Nordness	564
2002	David Harriman	671
2003	Stacy Bennett	568
2004	Brandon Nunez	564
2005	Brandon Nunez	568
2006	Brad Bohannon	540
	Jarin Lewis	540
2007	Josh Wilson	576
2008	Josh Wilson	592

## WINS

1967	Tommy Cannon	7
1968	Doyle Kelley	5
1969	Dennis Pruitt	6
1970	Dennis Pruitt	3
	Tommy Swinford	3
1971	Dennis Pruitt	4
1972	Pat Holland	5
	Dennis Pruitt	5
1973	Tommy Bumgardner	5
	Lawrence Maner	5
1974	Tommy Bumgardner	7
1975	Tommy Bumgardner	7
1976	Tommy Bumgardner	5
1977	Eddie Aenchbacher	5
1978	Eddie Aenchbacher	4
1979	Eddie Aenchbacher	6
1980	William Holbrook	5
	Gordie Shuman	5
1981	Roger Moore	7
1982	Mark Simons	10
1983	Jimmy Fisher	10
1984	Gary Broad	10
1985	Chuck Christopher	12
1986	Rick Zakrajsek	8
1987	Chuck Christopher	11
1988	Bill Gearhart	12
1989	Rick Sawyer	8
	Chuck Thompson	8
1990	Paul Kraft	10
1991	Darryll Boyd	7
1992	Daryle Gavlick	11
1993	Larry Vrtiska	9
1994	Larry Vrtiska	11
1995	Mike Hopper	8
1996	Michael Godbee	7
1997	Four with	6
1998	Jeremy Wedel	10
1999	Adam Bernero	11
2000	Jason Ackley	10
2001	B.J. Brinkmeier	8
2002	Mike Roga	10
2003	Jon Dobyns	12
2004	Marcus Barriger	6
	Jon Dobyns	6
2005	Jon Troop	11
2006	John Ducey	8
2007	Austin Ducey	9
2008	Ross Partee	7
	Cody Walden	7

## EARNED RUN AVERAGE

1967	Bobby Cannon	1.58
1968	Tommy Swinford	1.86
1969	Doyle Kelley	2.38
1970	Dennis Pruitt	3.94
1971	Pat Holland	3.48
1972	Tommy Swinford	2.80
1973	Tom Bumgardner	2.39
1974	Frankie Moore	1.22
1975	Tom Bumgardner	1.35
1976	Tom Bumgardner	1.46
1977	Eddie Aenchbacher	2.14
1978	Ted Kinder	4.21
1979	Eddie Aenchbacher	2.07
1980	Tim Norton	1.55
1981	Roger Moore	1.26
1982	Billy Ray Smith	1.87
1983	Ricky Meeks	1.44
1984	Gary Broad	1.74

1985	Ricky Meeks	1.83
1986	Greg Richard	1.55
1987	Bill Gearhart	1.85
1988	Mike Mitchener	1.84
1989	Jeff Pasquale	1.30
1990	Bill Schmidt	1.21
1991	Bill Schmidt	1.34
1992	Daryle Gavlick	1.17
1993	Darryll Boyd	1.79
1994	Gregg Thomas	1.62
1995	Doug Louthan	2.44
1996	Jeff Agard	1.04
1997	Greg Kennedy	3.74
1998	Jeremy Wedel	2.05
1999	Adam Bernero	3.31
2000	B.J. Brinkmeier	3.25
2001	B.J. Brinkmeier	3.46
2002	Mike Roga	3.00
2003	Curtis Morrison	2.61
2004	Marcus Barriger	3.19
2005	Chase Leatherwood	3.39
2006	John Ducey	3.17
2007	Austin Ducey	3.78
2008	Ross Partee	4.06

## STRIKEOUTS

1967	Tommy Cannon	52
1968	Doyle Kelley	44
1969	Doyle Kelley	48
1970	Tommy Swinford	41
1971	Pat Holland	37
1972	Pat Holland	42
1973	Tom Bumgardner	40
1974	Tom Bumgardner	37
	Pat Holland	37
1975	Tom Bumgardner	71
1976	Tom Bumgardner	35
1977	Warren Heller	44
1978	Eddie Aenchbacher	46
1979	Eddie Aenchbacher	23
1980	William Holbrook	27
1981	Roger Moore	47
1982	Mark Simons	116
1983	Billy Ray Smith	67
1984	Gary Broad	79
1985	Chuck Christopher	116
1986	Mike Maus	57
1987	Bill Gearhart	101
1988	Rob Musser	92
1989	Rick Sawyer	94
1990	Rick Sawyer	76
1991	Craig Bradshaw	82
1992	Daryle Gavlick	124
1993	Darryll Boyd	88
1994	Chris Tidwell	101
1995	Mike Hopper	74
1996	Jeff Agard	79
1997	Mark Copeland	76
1998	Jeremy Wedel	116
1999	Adam Bernero	113
2000	B.J. Brinkmeier	73
2001	B.J. Brinkmeier	97
2002	Mike Roga	109
2003	Jon Dobyns	106
2004	Marcus Barriger	77
2005	Chase Leatherwood	102
2006	Chase Leatherwood	91
2007	Austin Ducey	83
2008	Jeff Chase	68

*All-America  
third baseman  
Dana Harding  
set AASU's  
slugging  
percentage  
record of .830  
in 1987.*





## INNINGS

1967	Tommy Cannon.....	77.2
1968	Doyle Kelley.....	86.2
1969	Dennis Pruitt.....	81.1
1970	Tommy Swinford.....	84.0
1971	Pat Holland.....	77.2
1972	Dennis Pruitt.....	70.1
1973	Tom Bumgardner.....	83.0
1974	Tom Bumgardner.....	79.1
1975	Tom Bumgardner.....	106.1
1976	Tom Bumgardner.....	80.0
1977	Ed Aenchbacher.....	71.1
1978	Ed Aenchbacher.....	71.1
1979	Ed Aenchbacher.....	78.0
1980	Gordie Shuman.....	65.0
	Mike Stone.....	65.0
1981	Tim Norton.....	82.0
1982	Mark Simons.....	100.1
1983	Billy Ray Smith.....	109.0
1984	Gary Broad.....	102.2
1985	Chuck Christopher.....	141.0
1986	Ricky Meeks.....	80.2
1987	Chuck Christopher.....	107.2
1988	Bill Gearhart.....	106.0
1989	Larry Owens.....	106.0
1990	Chuck Thompson.....	92.1
1991	Craig Bradshaw.....	77.2
1992	Mark Ewing.....	101.0
1993	Gregg Thomas.....	91.1
1994	Chris Tidwell.....	129.0
1995	Mike Hopper.....	100.2
1996	Jason Manbooth.....	80.1
1997	Mark Copeland.....	91.0
1998	Jeremy Wedel.....	114.0
1999	Adam Bernero.....	103.1
2000	B.J. Brinkmeier.....	105.1
2001	B.J. Brinkmeier.....	101.1
2002	Mike Roga.....	105.0
2003	Jeremy Olson.....	112.2
2004	Jon Dobyms.....	94.0
2005	Jon Troop.....	94.0
2006	John Ducey.....	93.2
2007	Austin Ducey.....	100.0
2008	Cody Walden.....	96.1

## GAMES

1967	Tommy Cannon.....	16
1968	Doyle Kelley.....	14
	Tommy Swinford.....	14
1969	Doyle Kelley.....	10
	Dennis Pruitt.....	10
1970	Dennis Pruitt.....	15
1971	Pat Holland.....	12
1972	Dennis Pruitt.....	12
1973	Tom Bumgardner.....	13
1974	Tom Bumgardner.....	15
1975	Tom Bumgardner.....	15
1976	Tom Bumgardner.....	12
1977	Eddie Aenchbacher.....	15
1978	Eddie Aenchbacher.....	12
1979	Eddie Aenchbacher.....	14
1980	Mike Stone.....	10
1981	William Holbrook.....	15
1982	Mike Ogilvie.....	23
1983	Mike Ogilvie.....	31
1984	Ricky Meeks.....	22
1985	Chuck Christopher.....	20


	Mike Maus.....	20
1986	Mike Maus.....	18
	Mike Mitchener.....	18
1987	Bill Floyd.....	23
1988	David Wright.....	26
1989	Mike Ewing.....	26
1990	Jeff Pasquale.....	23
1991	Bill Schmidt.....	22
1992	Russell Williams.....	21
1993	Chris DeClue.....	25
1994	Scot Donovan.....	25
1995	Doug Louthan.....	31
1996	Michael Godbee.....	18
1997	Joey Williams.....	25
1998	Greg Kennedy.....	23
1999	Shane Shelton.....	24
	Chris Humrich.....	24
2000	Shane Shelton.....	19
2001	Andrew Moss.....	19
2002	Zach Shelnut.....	23
2003	Zach Shelnut.....	21
2004	Zach Shelnut.....	26
2005	Matt Nalutka.....	26
2006	Vyt Rivers.....	27
2007	Jeremy Horst.....	24
2008	Brandon McCreery.....	22

## SAVES

1977	Eddie Aenchbacher.....	1
1978	Roy Griffin.....	2
1979	Eddie Aenchbacher.....	2
1980	William Holbrook.....	1
	Gerald Sharpe.....	1
1981	William Holbrook.....	2
	Kirk Rahn.....	2
1982	Billy Ray Smith.....	5
1983	Mike Ogilvie.....	10
1984	Ricky Meeks.....	5
1985	Mike Maus.....	6
1986	Mike Mitchener.....	5
1987	Chuck Christopher.....	3
	Greg Richard.....	3
1988	Mike Mitchener.....	7
1989	Jeff Pasquale.....	8
1990	Mike Ewing.....	8
1991	Bill Schmidt.....	7
1992	Russell Williams.....	8
1993	Jorge Becerra.....	3
	Biddy Garza.....	3
1994	Scot Donovan.....	8
1995	Doug Louthan.....	8
1996	Greg Kennedy.....	2
1997	Joey Williams.....	4
1998	3 tied with.....	4
1999	Chris Humrich.....	10
2000	Shane Shelton.....	3
2001	Andrew Moss.....	4
2002	Zach Shelnut.....	6
2003	Zach Shelnut.....	5
2004	Zach Shelnut.....	4
	Josh Tallent.....	4
2005	Matt Nalutka.....	12
2006	Matt Nalutka.....	7
2007	Truman Marek.....	9
2008	Brandon McCreery.....	7



*Chris Milisits earned All-Conference and second-team All-America honors as a catcher for the Pirates in 1993, leading the team in hitting with a .386 average.*



*AASU Athletic Hall of Famer Tony Yeomans led the Pirates in home runs and total bases during the 1981 season and ranks first all-time in at-bats and second all-time in hits on the AASU record charts.*



# SEASON TOP 10s - HITTING



## AT BATS

1. Kirk Rahn, 1983.....	286
2. Jay Sheppard, 1993.....	267
3. Jay Sheppard, 1994.....	266
4. Warren Bachmann, 1983.....	263
5. Truman Marek, 2007.....	261
6. Mike Huggins, 1983.....	259
7. Tony Yeomans, 1983.....	250
Josh Wilson, 2007.....	250
9. Dana Harding, 1987.....	247
10. Calvin Culberson, 1987.....	244

## RUNS

1. Charlie Broad, 1987.....	84
2. Calvin Culberson, 1987.....	83
3. Mickey Peyton, 1986.....	78
4. Chad Armstrong, 1990.....	77
Tony Kunka, 1994.....	77
5. Dana Harding, 1987.....	75
Brad Squibb, 1990.....	75
Deron Spink, 1994.....	75
9. Bruce Addison, 1987.....	74
10. Roman Miestowski, 1992.....	72
Steve Young, 1993.....	72
Scott DeHaven, 1994.....	72

## HITS

1. Roman Miestowski, 1992.....	101
2. Charlie Broad, 1987.....	99
3. Dana Harding, 1987.....	98
Tyler Evans, 2007.....	98
5. Chad Armstrong, 1990.....	97
Mickey Peyton, 1986.....	97
Kirk Rahn, 1983.....	97
Truman Marek, 2007.....	97
9. David Harriman, 2002.....	94
10. Steve Russell, 1990.....	92

## DOUBLES

1. Charlie Broad, 1986.....	26
2. Bill Fortner, 1985.....	24
Mike Mitchener, 1987.....	24
4. Chris Milisits, 1993.....	22
5. Dana Harding, 1987.....	21
Kirk Rahn, 1982.....	21
Chris Case, 1996.....	21
8. Eric Chavez, 1991.....	20
Roman Miestowski, 1992.....	20
Kirk Rahn, 1983.....	20
Brad Squibb, 1990.....	20
Tony Yeomans, 1984.....	20
Steve Young, 1992.....	20
Miguel Donate, 2006.....	20

## TRIPLES

1. Chad Armstrong, 1990.....	9
2. Brad Squibb, 1990.....	8
Jay Sheppard, 1994.....	8
3. Mike Mitchener, 1987.....	7
Mike Mitchener, 1988.....	7
Tony Kunka, 1994.....	7
Truman Marek, 2006.....	7
Truman Marek, 2007.....	7
7. Bruce Addison, 1987.....	6
Chad Armstrong, 1989.....	6
Chris Boaen, 2002.....	6
Charlie Broad, 1984.....	6
Mike Cassala, 1986.....	6
Eric Chavez, 1991.....	6
Mickey Peyton, 1986.....	6
Brad Squibb, 1989.....	6
<b>Josh Wilson, 2007.....</b>	<b>6</b>

## HOME RUNS

1. Dana Harding, 1987.....	28
2. Eric Chavez, 1992.....	21
3. Charlie Broad, 1987.....	19
Travis Oglesby, 1999.....	19
5. Scott Ellis, 1987.....	16
Mike Mitchener, 1988.....	16
7. John Booker, 1993.....	15
Calvin Culberson, 1987.....	15
Danny Moore, 1988.....	15
Mike Smiciklas, 1985.....	15
Tony Kunka, 1994.....	15

## RUNS BATTED IN

1. Mike Mitchener, 1987.....	.98
2. Tony Kunka, 1994.....	.86
3. Dana Harding, 1987.....	.84
4. Eric Chavez, 1992.....	.82
Mike Mitchener, 1988.....	.82
6. Charlie Broad, 1987.....	.80
J.D. Scott, 1985.....	.80
8. Mike Smiciklas, 1984.....	.78
9. Mike Cassala, 1986.....	.77
10. Scott Ellis, 1987.....	.71

## BA (.400 CLUB)

1. Steve McNeill, 1972.....	.451
2. Roman Miestowski, 1992.....	.445
3. Charlie Broad, 1987.....	.442
4. Mickey Peyton, 1986.....	.435
5. Steve McNeill, 1974.....	.428
6. David Harriman, 2002.....	.412
7. <b>Josh Wilson, 2008.....</b>	<b>.408</b>
8. Marv Ellis, 1990.....	.405
9. Tyler Evans, 2007.....	.403
10. Chad Armstrong, 1990.....	.402
Steve Russell, 1990.....	.402
11. Roy Babet.....	.401

## STOLEN BASES

1. Mickey Peyton, 1986.....	57
2. Calvin Culberson, 1988.....	42
3. Calvin Culberson, 1987.....	40
4. Mike Bertagnolli, 1985.....	38
5. Cay Mays, 1984.....	37
6. David Poulos, 1984.....	36
Tony Yeomans, 1984.....	36
8. Bruce Addison, 1987.....	35
9. Jay Sheppard, 1993.....	34
10. Bruce Addison, 1988.....	33

## BASE ON BALLS

1. Kevin Stafford, 1984.....	90
2. Scott Ellis, 1987.....	66
3. Mike Bertagnolli, 1985.....	65
4. Steve Young, 1993.....	63
5. Dave Bone, 1988.....	62
6. Deron Spink, 1994.....	61
7. Dave Bone, 1989.....	59
8. Kevin Brown, 1984.....	57
Pat Ryan, 1982.....	57
10. Gary Jackson, 1985.....	56

## TOTAL BASES

1. Dana Harding, 1987.....	205
2. Charlie Broad, 1987.....	177
3. Mike Mitchener, 1987.....	168
4. Eric Chavez, 1992.....	167
5. Chad Armstrong, 1990.....	161
6. Roman Miestowski, 1992.....	160
7. Tony Kunka, 1994.....	156
8. Bill Fortner, 1985.....	155
9. Mike Mitchener, 1988.....	154
Kirk Rahn, 1983.....	154

## SLUGGING PERCENTAGE

1. Dana Harding, 1987.....	.830
2. Charlie Broad, 1987.....	.790
3. Eric Chavez, 1992.....	.770
4. Mike Mitchener, 1987.....	.730
5. Roman Miestowski, 1992.....	.705
6. John Booker, 1993.....	.685
7. Mike Mitchener, 1988.....	.675
8. David Harriman, 2002.....	.671
9. Chad Armstrong, 1990.....	.668
Charlie Broad, 1986.....	.668

## ON BASE PERCENTAGE

1. Steve McNeill, 1972.....	.568
Mike Bertagnolli, 1985.....	.568
3. Gary Jackson, 1985.....	.556
4. Charlie Broad, 1987.....	.535
5. Dave Bone, 1988.....	.534
6. Deron Spink, 1994.....	.527
7. Roman Miestowski, 1992.....	.526
Kevin Stafford, 1984.....	.526
9. John Booker, 1993.....	.518
10. Jeff Hanna, 1990.....	.512

# SEASON TOP 10s - PITCHING

## GAMES

1.	Mike Ogilvie, 1982 .....	31
	Doug Louthan, 1995.....	31
3.	Vyt Rivers, 2006.....	27
4.	Mike Ewing, 1989.....	26
	Zach Shelnutt, 2004.....	26
	Matt Nalutka, 2005.....	26
	Matt Nalutka, 2006.....	26
8.	Chris DeClue, 1993.....	25
	Scot Donovan, 1994.....	25
	Joey Williams, 1997.....	25

## WINS

1.	Chuck Christopher, 1985.....	12
	Jon Dobyns, 2003.....	12
	Bill Gearhart, 1988.....	12
4.	Adam Bernero, 1999.....	11
	Chuck Christopher, 1987.....	11
	Daryle Gavlick, 1992.....	11
	Larry Vrtiska, 1994.....	11
	Jon Troop, 2005.....	11
9.	Jason Ackley, 2000.....	10
	Gary Broad, 1984.....	10
	Jimmy Fisher, 1983.....	10
	Bill Gearhart, 1987.....	10
	Paul Krafft, 1990.....	10
	Ricky Meeks, 1985.....	10
	Jeremy Olson, 2003.....	10
	Mike Roga, 2002.....	10
	Mark Simons, 1982.....	10
	Jeremy Wedel, 1998.....	10
	Rick Zakrajsek, 1985.....	10

## SAVES

1.	Matt Nalutka, 2005.....	12
2.	Mike Ogilvie, 1982.....	10
	Chris Humrich, 1999.....	10
4.	Truman Marek, 2007.....	9
5.	Mike Ewing, 1989.....	8
	Jeff Pasquale, 1989.....	8
	Russell Williams, 1992.....	8
	Scot Donovan, 1994.....	8
	Doug Louthan, 1995.....	8
10.	Mike Mitchener, 1986.....	7
	Bill Schmidt, 1990.....	7
	Matt Nalutka, 2006.....	7
	<b>Brandon McCreery, 2008 .....</b>	<b>7</b>

## EARNED RUN AVERAGE

1.	Jeff Agard, 1996 .....	1.04
2.	Daryle Gavlick, 1992 .....	1.17
3.	Roger Moore, 1981 .....	1.26
4.	Bill Schmidt, 1991.....	1.34
5.	Tommy Bumgardner, 1975.....	1.35
6.	Ricky Meeks, 1983.....	1.44
7.	Tommy Bumgardner, 1976.....	1.46
8.	Tim Norton, 1980.....	1.55
9.	Bobby Cannon, 1967.....	1.58
10.	Daryll Boyd, 1993.....	1.79

## INNINGS


1.	Chuck Christopher, 1985.....	141.0
2.	Chris Tidwell, 1994.....	129.0
3.	Rick Zakrajsek, 1985.....	114.1
4.	Jeremy Wedel, 1998.....	114.0
5.	Jeremy Olson, 2003.....	112.2
6.	Larry Vrtiska, 1994.....	111.0
7.	Billy Ray Smith, 1983.....	109.0
8.	Chuck Christopher, 1987.....	107.2
9.	Tommy Bumgardner, 1975.....	106.1
10.	Bill Gearheart, 1988.....	106.0
	Larry Owens, 1989.....	106.0

## STRIKEOUTS

1.	Daryle Gavlick, 1992 .....	124
2.	Jeremy Wedel, 1998 .....	116
	Chuck Christopher, 1985.....	116
	Mark Simons, 1982.....	116
5.	Adam Bernero, 1999 .....	113
6.	Mike Roga, 2002.....	109
7.	Jon Dobyns, 2003.....	106
8.	Chase Leatherwood, 2005.....	102
9.	Bill Gearheart, 1987 .....	101
	Chris Tidwell, 1994.....	101

## WINNING PERCENTAGE

1.	Bill Gearhart, 1987..(10-0).....	1.000
	Larry Vrtiska, 1993..(9-0).....	1.000
	Austin Ducey, 2007..(9-0).....	1.000
	Charlie Broad, 1984..(7-0).....	1.000
	Mike Ewing, 1989..(7-0).....	1.000
	Larry Owens, 1990..(7-0).....	1.000
7.	Daryle Gavlick, 1992..(11-1).....	.917
8.	Ricky Meeks, 1985..(10-1).....	.909
	Paul Krafft, 1990..(10-1).....	.909
10.	Craig Bradshaw, 1992..(9-1).....	.900



*Adam Bernero went 11-3 with 113 strikeouts in 103.1 innings in 1999, leading AASU to a South Atlantic Regional berth. Adam has pitched in seven seasons in the Majors for the Tigers, Rockies, Braves, Phillies and Royals.*



*The 1984 Pirate baseball squad won a school-record 63 games, which led the nation, and sported a pitching staff that included a 10-game winner in Gary Broad and an undefeated pitcher in Charlie Broad (7-0).*

# CAREER TOP 10s - HITTING



## AT-BATS

1.	Tony Yeomans, 81-84.....	869
2.	Charlie Broad, 84-87.....	826
3.	Calvain Culberson, 85-88.....	717
4.	Kevin Bullard, 97-2000.....	707
	Sean Hotzak, 2004-07.....	707
6.	Chris Boaen, 2000-03.....	659
7.	Scott Ellis, 86-89.....	585
8.	Mike Mitchener, 86-88.....	539
9.	Brad Bohannon, 2005-07.....	535
10.	Jay Sheppard, 93-94.....	533

## RUNS

1.	Charlie Broad, 84-87.....	242
2.	Calvain Culberson, 85-88.....	225
3.	Tony Yeomans, 81-84.....	206
4.	Scott Ellis, 86-89.....	177
5.	Kevin Bullard, 97-2000.....	145
6.	Brad Squibb, 89-90.....	142
7.	Chad Armstrong, 89-90.....	140
	Tony Kunka, 93-94.....	140
9.	Mike Mitchener, 86-88.....	137
	Sean Hotzak, 2004-07.....	137

## HITS

1.	Charlie Broad, 84-87.....	318
2.	Tony Yeomans, 81-84.....	282
3.	Calvain Culberson, 85-88.....	253
4.	Sean Hotzak, 2004-07.....	223
5.	Chris Boaen, 2000-03.....	213
6.	Kevin Bullard, 97-2000.....	199
7.	Mike Mitchener, 86-88.....	193
8.	Kirk Rahn, 82-83.....	187
9.	Truman Marek, 2006-07.....	186
10.	Chad Armstrong, 89-90.....	180

## DOUBLES

1.	Charlie Broad, 84-87.....	69
2.	Sean Hotzak, 2004-07.....	55
3.	Kevin Bullard, 97-2000.....	51
4.	Tony Yeomans, 81-84.....	49
5.	Mike Mitchener, 86-88.....	45
	Chris Boaen, 2000-03.....	45
7.	Warren Bachmann, 82-83.....	43
8.	Chris Militsis, 92-93.....	41
	Kirk Rahn, 82-83.....	41
10.	Scott Ellis, 86-89.....	39
	Dana Harding, 87-88.....	39
	Brad Squibb, 89-90.....	39

## TRIPLES

1.	Charlie Broad, 84-87.....	16
2.	Chad Armstrong, 89-90.....	15
	Mike Mitchener, 86-88.....	15
4.	Brad Squibb, 89-90.....	14
	Truman Marek, 2005-07.....	14
6.	Jay Sheppard, 93-94.....	13
7.	Calvain Culberson, 85-88.....	12
8.	Steve Russell, 89-90.....	9
	Brad Bohannon, 2005-07.....	9
10.	Tony Kunka, 93-94.....	8

## HOME RUNS

1.	Dana Harding, 87-88.....	39
2.	Mike Mitchener, 86-88.....	38
3.	Charlie Broad, 84-87.....	35
4.	Scott Ellis, 86-89.....	33
5.	Eric Chavez, 91-92.....	31
6.	Tony Yeomans, 81-84.....	29
7.	Tony Kunka, 93-94.....	27
8.	Kevin Bullard, 97-2000.....	25
9.	David Harriman, 2001-02.....	23
10.	Calvain Culberson, 85-88.....	22
	Danny Moore, 88-89.....	22

## RUNS BATTED IN

1.	Charlie Broad, 84-87.....	231
2.	Mike Mitchener, 86-88.....	209
3.	Tony Yeomans, 81-84.....	176
4.	Scott Ellis, 86-89.....	173
5.	Dana Harding, 87-88.....	147
	Kevin Bullard, 97-2000.....	147
7.	Sean Hotzak, 2004-07.....	141
8.	Calvain Culberson, 85-88.....	139
9.	Tony Kunka, 93-94.....	138
10.	Eric Chavez, 91-92.....	134

## BATTING AVERAGE

1.	Roman Miestowski, 91-92.....	.397
2.	Chad Armstrong, 89-90.....	.396
3.	Tyler Evans, 06-07.....	.392
4.	Steve McNeill, 71-74.....	.390
5.	Charlie Broad, 84-87.....	.385
6.	Kirk Nordness, 2001-02.....	.3829
7.	David Harriman, 2001-02.....	.3826
8.	<b>Josh Wilson, 2007-.....</b>	<b>.3818</b>
9.	Marc Noble, 2006-07.....	.380
10.	Steve Russell, 89-90.....	.378

## STOLEN BASES

1.	Calvain Culberson, 85-88.....	128
2.	Charlie Broad, 84-87.....	98
3.	Steve McNeill, 71-74.....	92
4.	Tony Yeomans, 81-84.....	83
5.	Kevin Stafford, 83-86.....	73
6.	Bruce Addison, 87-88.....	68
7.	Jay Sheppard, 93-94.....	63
8.	Roman Miestowski, 91-92.....	59
9.	Mickey Peyton, 86.....	57
	Steve Russell, 89-90.....	57

## BASE ON BALLS

1.	Scott Ellis, 86-89.....	183
2.	Kevin Stafford, 83-86.....	180
3.	Dave Bone, 87-89.....	152
4.	Charlie Broad, 84-87.....	146
5.	Tony Yeomans, 81-84.....	140
6.	Calvain Culberson, 85-88.....	135
7.	Bruce Addison, 87-88.....	109
8.	Kevin Bullard, 97-2000.....	107
9.	Steve Young, 92-93.....	101
10.	Pete Richter, 91-92.....	95

## TOTAL BASES

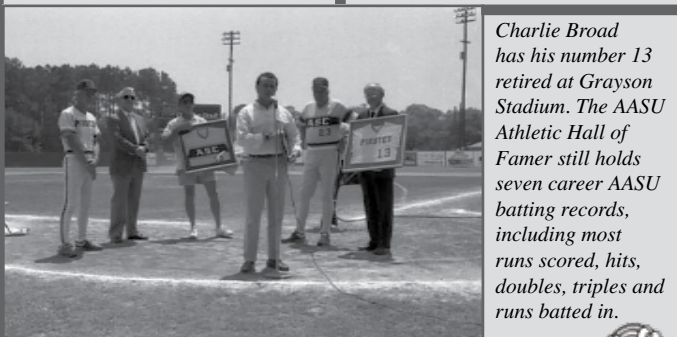
1.	Charlie Broad, 84-87.....	524
2.	Tony Yeomans, 81-84.....	422
3.	Mike Mitchener, 86-88.....	403
4.	Calvain Culberson, 85-88.....	383
5.	Dana Harding, 87-88.....	336
6.	Kevin Bullard, 97-2000.....	327
7.	Scott Ellis, 86-89.....	324
8.	Sean Hotzak, 2004-07.....	319
8.	Chris Boaen, 2000-03.....	311
10.	Eric Chavez, 91-92.....	288
	Chad Armstrong, 89-90.....	288

## SLUGGING PERCENTAGE

1.	Mike Mitchener, 86-88.....	.748
2.	Dana Harding, 87-88.....	.726
3.	Eric Chavez, 91-92.....	.718
4.	Tony Kunka, 93-94.....	.642
5.	Chad Armstrong, 89-90.....	.634
6.	Charlie Broad, 84-87.....	.627
7.	David Harriman, 2001-02.....	.617
8.	Brad Squibb, 89-90.....	.601
9.	Kirk Nordness, 2001-02.....	.595
10.	<b>Josh Wilson, 2007-.....</b>	<b>.584</b>

## ON BASE PERCENTAGE

1.	Dave Bone, 87-90.....	.503
	Jimmie Evans, 86-87.....	.503
3.	Kevin Stafford, 83-86.....	.492
4.	Chad Armstrong, 89-90.....	.489
	Roman Miestowski, 91-92.....	.489
6.	Steve McNeill, 71-74.....	.488
7.	Charlie Broad, 84-87.....	.480
	Scott Ellis, 86-89.....	.480
9.	Bruce Addison, 87-88.....	.479
10.	Al Otte, 83-86.....	.478



*Charlie Broad has his number 13 retired at Grayson Stadium. The ASU Athletic Hall of Famer still holds seven career ASU batting records, including most runs scored, hits, doubles, triples and runs batted in.*



# CAREER TOP 10s - PITCHING

## GAMES

1. Zach Shelnut, 2001-04 .....	85
2. Greg Kennedy, 96-99 .....	77
3. Joey Williams, 97-2000 .....	74
4. Ricky Meeks, 83-86 .....	71
5. Shane Shelton, 97-2000.....	64
6. Andrew Moss, 2000-02 .....	55
7. Tommy Bumgardner, 73-76..	54
Mike Ogilvie, 82-83 .....	54
8. Matt Nalutka, 2005-06 .....	52
10. Mike Mitchener, 86-88.....	50

## WINS

1. Ricky Meeks, 83-86 .....	29
2. Chuck Christopher, 85-87 .....	27
3. Tommy Bumgardner, 73-76 .....	24
4. Joey Williams, 97-2000.....	23
5. Al Otte, 83-85.....	22
Bill Gearhart, 87-88.....	22
7. Daryll Boyd, 91-93.....	21
8. Larry Vrtiska, 93-94 .....	20
9. Gary Broad, 83-84 .....	18
Rick Zakrajsek, 85-86 .....	18
Dennis Pruitt, 69-72 .....	18
Jon Dobyns, 2003-04.....	18

## SAVES

1. Matt Nalutka, 2005-06 .....	19
2. Zach Shelnut, 2001-04 .....	17
3. Mike Mitchener, 86-88.....	14
Mike Ewing, 89-90.....	14
5. Mike Ogilvie, 82-83 .....	12
Ricky Meeks, 83-86 .....	12
7. Jeff Pasquale, 89-90 .....	11
8. Bill Schmidt, 89-91 .....	10
Chris Humrich, 99 .....	9
10. Biddy Garza, 92-93 .....	9
Truman Marek, 2006-07.....	9

## EARNED RUN AVERAGE

1. Daryle Gavlick, 92 .....	1.17
2. Bill Schmidt, 89-91 .....	1.67
3. Tommy Bumgardner, 73-76 .....	1.83
4. Jon Boothe, 90-91 .....	2.01
5. William Holbrook, 80-82 .....	2.04
Zach Shelnut, 2001-04 .....	2.04
7. Jeremy Wedel, 98 .....	2.05
8. Jeff Pasquale, 89-90 .....	2.05
9. Mike Ewing, 89-90.....	2.19
10. Billy Ray Smith, 81-83.....	2.34

## INNINGS

1. Tommy Bumgardner, 73-76 .....	348.2
2. Ricky Meeks, 83-86 .....	327.0
3. Dennis Pruitt, 69-72 .....	300.0
4. Chuck Christopher, 85-87 .....	296.2
5. Eddie Aenchbacher, 76-79 .....	267.1
6. Pat Holland, 71-74.....	258.0
7. Joey Williams, 97-2000.....	255.1
8. Daryll Boyd, 91-93.....	223.0
9. Tim Norton, 78-81.....	221.2
10. Al Otte, 83-85.....	210.0

## STRIKEOUTS

1. Chuck Christopher, 85-87 .....	244
2. Joey Williams, 97-2000 .....	219
3. Daryll Boyd, 91-93.....	216
4. Chase Leatherwood, 2005-06.....	193
5. Al Otte, 83-85.....	185
6. Tommy Bumgardner, 73-76 .....	183
7. Ricky Meeks, 83-86 .....	182
8. Bill Gearhart, 87-88.....	178
Jon Dobyns, 2003-04.....	178
10. Rick Sawyer, 89-90 .....	170
B.J. Brinkmeier, 2000-01 .....	170

## WINNING PERCENTAGE

1. Mike Ewing, 89-90 (9-0).....	1.000
Austin Ducey, 2005, 07 (10-0) .....	1.000
2. Daryle Gavlick, 92 (11-1) .....	.917
3. Larry Vrtiska, 93-94 (20-2) .....	.909
4. Bill Gearhart, 87-88 (22-3).....	.880
5. Jimmy Fisher, 14-2.....	.875
6. Scott Malcolm, 13-2.....	.867
7. Mark Simons, 15-3.....	.833
8. Jon Boothe, 8-2 .....	.800
John Ducey, 2006 (8-2) .....	.800
Jeremy Horst, 2006-07 (8-2) .....	.800
10. Craig Bradshaw, 15-4.....	.789



*Matt Nalutka earned ABCA and NCBWA All-America honors and finished his career as AASU's all-time leader in saves with 19.*

*Joey Williams finished his four-year career in 2000 ranked in the Top 10 in five separate pitching categories.*



*The 1987 squad featured one of the most feared power hitting lineups in college baseball. Dana Harding (28 HR), Mike Mitchener (14 HR), Calvin Culbertson (15 HR) and Scott Ellis (16 HR) combined for 73 home runs between them. Overall, the Pirates launched a school-record 102 home runs and set other single-season bests in batting average (.360), slugging percentage (.596) and hit a home run in 20 consecutive games during the season.*





## DR. THOMAS Z. JONES

### UNIVERSITY PRESIDENT

Thomas Z. Jones, the sixth president to serve at Armstrong Atlantic State University, begins his eighth and final year at AASU. Hired on August 1, 2000, Jones will retire from the State University System on June 1 from his University President position at AASU.

Dr. Jones served on the faculty and administration at Columbus State University, as its vice president for academic affairs from 1988-2000, prior to coming to Armstrong Atlantic State. A 30-year veteran of university teaching and administration, Dr. Jones has taught at Indiana State University, Emory and Henry College and the West Virginia Institute of Technology. While at West Virginia Tech, Dr. Jones served as the Westmoreland Professor of Mining, an endowed professorship, and vice president of academic affairs.

Dr. Jones received his bachelor's degree in physics from Fairmont State College, his master of arts degree in geology from West Virginia University and his Ph.D. in Geology from Miami (Ohio) University.

From 1980-1988, he owned and served as president of Technical Evaluation Consultants, Inc., a privately owned business specializing in providing science, technical and engineering services for business, industry, government agencies and the legal community.

Dr. Jones and his wife, Joyce, have two sons, Matthew and Michael.



## DR. EDDIE AENCHBACHER

### ATHLETIC DIRECTOR

Dr. Eddie Aenchbacher begins his thirteenth and final full year as the athletic director for Armstrong Atlantic State University in 2007-08.

Dr. Aenchbacher's responsibilities include overseeing the entire athletic department and promoting Armstrong Atlantic State athletics in the community of Savannah.

Dr. Aenchbacher received his bachelor's degree in physical education from Armstrong Atlantic State in 1979, where he was a standout student-athlete for the baseball team as a pitcher. He received his Master's degree and Doctorate of Education from the University of Georgia.

Along with his student-athlete experience at AASU, Dr. Aenchbacher also coached the Pirate cross country teams for five years and started the first AASU men's soccer team, which he coached for seven years.

During Dr. Aenchbacher's tenure as athletic director, AASU's athletic programs have had tremendous success in the classroom and on the playing field. Student-athletes at AASU have excelled in academics with 56 percent earning a 3.0 grade point average or better. The overall grade point average of AASU student-athletes is 2.97, higher than the overall institutional GPA. In 2007-08, the AASU athletic department enjoyed unprecedented athletic and academic achievement as the men's and women's tennis teams each captured the NCAA Division II National Championships, while three AASU student-athletes earned ESPN: The Magazine/CoSIDA Academic All-America honors.

Dr. Aenchbacher has been married for 16 years to Michele and together they are the proud parents of two children, Jesse and Lainey. He announced his retirement, effective April 1, 2009, and a national search for a successor is underway.







**DR. DONALD  
ANDERSON**  
ASST. ATHLETIC  
DIRECTOR / SERVICES



Dr. Anderson's association with AASU since 1966 includes stints as an Associate Professor, Acting Head of the Department of Education, Dean for Community Services and Registrar/Director of Admissions. Dr. Anderson joined the Athletic Department in 1992 and currently assists the AD with athletic eligibility and serves as academic advisor to AASU student-athletes. He was inducted to the AASU Athletic Hall of Fame as a Citation Award winner in 1996.

**DR. WILL  
LYNCH**  
FACULTY ATHLETIC  
REPRESENTATIVE



Dr. Will Lynch begins his eleventh full year as AASU's Faculty Athletic Representative. A Michigan native, Dr. Lynch came to AASU in 1993 and serves as an assistant professor in the Department of Chemistry and Physics. A former men's basketball standout at Kalamazoo College, he earned undergraduate degrees in mathematics and chemistry in 1986, then received his Doctorate from Wayne State in 1991.

**CHAD  
JACKSON**  
DIRECTOR OF SPORTS  
COMMUNICATIONS



Chad Jackson begins his tenth year at Armstrong Atlantic State University as Director of Sports Communications. An active member of CoSIDA, he serves as the vice-chair of the organization's Technology committee and also serves on the D2SIDA Board. He graduated from the University of North Florida with a bachelor's degree in history. Jackson and his wife, Melissa - who works in the Lane Library on campus - reside in Pooler.

**LYNN  
ROBERTS**  
SENIOR WOMEN'S  
ADMINISTRATOR



Lynn Roberts begins her ninth year as the Senior Women's Administrator for the AASU athletic department. A former women's tennis coach from 1988-1991 for the Pirates, she currently serves as an assistant professor in the Department of Health and Physical Education and also serves as the chair of AASU's Student Athlete Advisory Committee. She is married to current AASU baseball coach Joe Roberts and together the couple have two sons, Brian and Eric.

**DIANNE  
LANE**  
ATHLETIC  
SECRETARY



A native Savannahian, Dianne Lane has been at AASU for the past twenty years. Lane attended the University of Georgia and has been married to Ken Lane for 43 years. She has three children and six grandchildren; two sets of twins - Tyler and Evan (12), and Parker and Dylan (9) - Bridgette (8) and Carson (4).

**CHARLIE  
PARRISH**  
DIRECTOR OF  
FACILITIES



Charlie Parrish is in his fifth year as Director of Facilities, overseeing the AASU Sports Center, the ARC, the baseball, softball and intramural fields as well as the AASU Tennis Complex. He earned his bachelor's degree in health and physical education from AASU in 2002 and is currently pursuing a master's degree in sports management from Georgia Southern. A native of Hardeeville, S.C., Parrish is married to the former Maria Herrera of Buenos Aires and the couple have one son, Lucas, and one daughter, Aliyana.



Since its founding in 1935, Armstrong Atlantic State University has continued to develop to meet the Savannah community's educational needs. From its first location in Armstrong House in downtown Savannah to its current home on a scenic 268-acre lot off of Abercorn, the university has become one of the finest educational institutions in the Southeastern United States.

Armstrong Junior College was established by the Mayor of Savannah and other public officials in 1935. Housed in the beautiful and historic Armstrong House, a gift to the city from the family of George F. Armstrong, Armstrong Junior College grew over the years to occupy eight additional buildings in the Forsyth Park and Monterey Square areas.

In 1959, as Armstrong College of Savannah, it became a two-year unit of the University System. The Board of Regents conferred four-year status on Armstrong in 1964 and the college moved to a 250-acre location, a gift from Donald Livingston and the Mills B. Lane Foundation, in December of 1965. Additional buildings joined the eight original structures as Armstrong added professional and graduate programs and tripled in size.

In July of 1996, the Board of Regents voted to rename the college to Armstrong Atlantic State University to reflect its mission and identity. The university's reputation of excellence is still evident in its dedication to students, with a supportive environment.

Armstrong Atlantic State University was fully accredited as a senior institution by the Southern Association of Colleges and Schools in December, 1968, with accreditation retroactive to January 1, 1968, and was last reaccredited in December, 2002.

The university offers more than seventy-five academic programs and majors in the College of Arts and Sciences, College of Health Professions, College of Education and School of Computing. The academic community includes approximately 7,000 students and more than 400 faculty members. Enrollment has nearly doubled in the last 15 years, from 3,700 students in 1990 to its current number.

Across campus, evidence of the university's



growth can be found in its facilities. Recently completed projects include the nearly 30,000 square foot Armstrong Center for Continuing Education and Community Engagement, which opened this fall; a \$5 million dollar renovation of the Lane Library; a brand new Student Recreation Facility and a 14,500 square foot Dental Hygiene clinic and Communicative Disorders Center. Campus life is abundant with Compass Point, University Crossings and University Terrace offering on-campus, two- and four-bedroom furnished apartments for 856 students.

The athletic department of Armstrong Atlantic State University is housed in the Armstrong Sports Center, completed in 1995. The Sports Center includes offices for the physical education department, training room and weight room areas, basketball courts, indoor track and offices for coaches and athletic department personnel. The building played host to the Peach Belt Conference's basketball tournament in 1998 and 1999 and hosts several in-season tournaments each year. Construction of a women's fieldhouse for soccer and softball was completed in the spring of 2007.

AASU sponsors ten intercollegiate sports and is a charter member of the Peach Belt Conference, formed in 1991. Women's soccer and women's golf debuted in 2005-06, joining men's and women's basketball, volleyball, baseball, men's and women's tennis, men's golf and softball as sports that AASU sponsors. In 2007-08, the AASU men's and women's tennis teams each captured NCAA Division II

National Championships, becoming just the second school in NCAA history to win both titles in the same year.

Continuing a mission begun in 1935, Armstrong Atlantic State University today serves a rich gamut of traditional and non-traditional students. Forty-three percent of AASU's student body are from the Savannah-Chatham area, while others come from around the state, nation and world. All have come to Savannah to experience and thrive on the campus of one of the fastest developing higher learning institutions in the nation - to be a part of Armstrong Atlantic State University.





## 2009 ARMSTRONG ATLANTIC STATE UNIVERSITY BASEBALL SCHEDULE

DATE	DAY	OPPONENT	TIME
Feb. 1	Sun.	Mount Olive (DH)	11:00 a.m.
Feb 2	Mon.	Mount Olive	2:00 p.m.
Feb. 6	Fri.	Southern Indiana	2:00 p.m.
Feb. 7	Sat.	Southern Indiana	1:00 p.m.
Feb. 8	Sun.	Southern Indiana	11:00 a.m.
Feb. 13	Fri.	Shepherd	2:00 p.m.
Feb. 14	Sat.	Shepherd	1:00 p.m.
Feb. 15	Sun.	Shepherd	11:00 a.m.
Feb. 21	Sat.	at GCSU *	2:00 p.m.
Feb. 22	Sun.	at GCSU (DH) *	11:30 a.m.
Feb. 28	Sat.	Francis Marion *	2:00 p.m.
March 1	Sun.	Francis Marion (DH) *	11:00 a.m.
<i>March 3-18</i>		<i>2009 Savannah Invitational</i>	
<i>March 3</i>	<i>Tues.</i>	<i>Findlay</i>	<i>2:00 p.m.</i>
<i>March 5</i>	<i>Thurs.</i>	<i>Findlay</i>	<i>2:00 p.m.</i>
<i>March 6</i>	<i>Fri.</i>	<i>Kutztown</i>	<i>2:00 p.m.</i>
<i>March 7</i>	<i>Sat.</i>	<i>California (Pa.)</i>	<i>2:00 p.m.</i>
<i>March 9</i>	<i>Mon.</i>	<i>West Liberty State</i>	<i>2:00 p.m.</i>
<i>March 10</i>	<i>Tues.</i>	<i>Wayne State (Neb.)</i>	<i>2:00 p.m.</i>
<i>March 11</i>	<i>Wed.</i>	<i>Concord</i>	<i>2:00 p.m.</i>
<i>March 12</i>	<i>Thurs.</i>	<i>Concord</i>	<i>2:00 p.m.</i>
<i>March 16</i>	<i>Mon.</i>	<i>Fairmont State (DH)</i>	<i>Noon/6 p.m.</i>
<i>March 17</i>	<i>Tues.</i>	<i>Hillsdale</i>	<i>2:00 p.m.</i>
<i>March 18</i>	<i>Wed.</i>	<i>Fairmont State</i>	<i>11:00 a.m.</i>
		<i>Hillsdale</i>	<i>6:00 p.m.</i>
March 21	Sat.	Georgia Southwestern * (DH)	Noon
March 22	Sun.	Georgia Southwestern *	1:00 p.m.
March 24	Tues.	Flagler	3:00 p.m.
March 27	Fri.	at UNC Pembroke *	7:00 p.m.
March 28	Sat.	at UNC Pembroke (DH) *	2:00 p.m.
March 31	Tues.	at Erskine	3:00 p.m.
April 4	Sat.	USC Aiken (DH) *	1:00 p.m.
April 5	Sun.	USC Aiken *	1:00 p.m.
April 7	Tues.	at Pfeiffer	3:00 p.m.
April 8	Wed.	at Pfeiffer	3:00 p.m.
April 10	Fri.	at North Georgia *	8:00 p.m.
April 11	Sat.	at North Georgia (DH) *	2:00 p.m.
April 15	Wed.	at Flagler	7:00 p.m.
April 18	Sat.	Columbus State (DH) *	1:00 p.m.
April 19	Sun.	Columbus State *	1:00 p.m.
April 22	Wed.	vs. St. Andrews (@ Florence, S.C.)	5:00 p.m.
April 25	Sat.	Augusta State *	3:00 p.m.
April 26	Sun.	Augusta State (DH) *	1:00 p.m.
April 28	Tues.	Erskine	3:00 p.m.
May 1	Fri.	at Lander *	7:00 p.m.
May 2	Sat.	at Lander (DH) *	2:00 p.m.
May 9-10	Thurs.-Sun.	Peach Belt Conf. Championships (Aiken, S.C.)	
May 14-18	Thurs.-Sat.	NCAA Division II South Atlantic Regional	

**Bold** denotes home game.  
 \* - Peach Belt Conference game