

Georgia Southern University

Georgia Southern Commons

Armstrong Baseball Team Archives

Armstrong Men's Baseball Archives

2007

2007 AASU Baseball Guide

Armstrong State University

Follow this and additional works at: <https://digitalcommons.georgiasouthern.edu/armstrong-base-team>

Recommended Citation

Armstrong State University, "2007 AASU Baseball Guide" (2007). *Armstrong Baseball Team Archives*. 37. <https://digitalcommons.georgiasouthern.edu/armstrong-base-team/37>

This media guide is brought to you for free and open access by the Armstrong Men's Baseball Archives at Georgia Southern Commons. It has been accepted for inclusion in Armstrong Baseball Team Archives by an authorized administrator of Georgia Southern Commons. For more information, please contact digitalcommons@georgiasouthern.edu.

Armstrong Atlantic State University

2007 Baseball



**Eleven NCAA Regionals In 19 Seasons:
1988, 1989, 1990, 1991, 1992,
1993, 1994, 1998, 1999, 2003, 2006
NCAA World Series 1988, 1989 & 1994
National Scoring Champion 1990 & 1993
National Pitching Champion 1980 & 1992
#1 Ranking In Final Poll 1989 & 1990**



AASU's "Era of Excellence"

Year	Record	Final Poll	Regular Season	Post-Season
1983	54-20	8th NAIA	District 2nd	2nd District Tourney
1984	63-17	3rd NAIA	District 2nd	2nd District Tourney
1985	55-18	Big South/DI	Division Co-Champs	3rd Conference Tourney
1986	37-20	Big South/DI	Division 4th	None
1987	47-15	Big South/DI	Division Champion	2nd Conference Tourney
1988	42-13	4th NCAA II	Region #1 Seed	Region Champion 5th NCAA II Series
1989	43-17	1st NCAA II	Region #1 Seed	Region Champion 7th NCAA II Series
1990	47-9	1st NCAA II	Region #1 Seed	2nd Region Tourney
1991	36-21	12th NCAA II	Region #1 Seed	3rd Region Tourney
1992	45-13	8th NCAA II	Region #1 Seed Conference Champion	2nd Conference Tourney 3rd Region Tourney
1993	45-13	11th NCAA II	Region #2 Seed Conference Champion	3rd Region Tourney 5th Conference Tourney
1994	50-15	5th NCAA II	Region #2 Seed Conference Runner-Up	Region Champion 3rd Conference Tourney 5th NCAA II Series
1995	27-23	None	Conference #3	5th Conference Tourney
1996	31-23	31st NCAA II	Conference #3	5th Conference Tourney
1997	33-25	None	Conference #5	4th Conference Tourney
1998	38-21	19th NCAA II	Region #2 Seed Conference #5	4th Region Tourney 3rd Conference Tourney
1999	42-14	10th NCAA II	Region #4 Seed Conference #4	3rd Region Tourney
2000	37-17	25th NCAA II	Conference #6 Region #6	None
2001	38-15	15th NCAA II	Conference #4 Region #5	None
2002	34-21	None	Conference #8	None
2003	36-15	9th NCAA II	Region #2 Conference Co-Champs	4th Region Tourney
2004	29-27	None	Conference #11	None
2005	34-16	18th NCAA II	Conference #6	None
2006	40-18	24th NCAA II	Region #4 Conference #5	4th Region Tourney 4th Conference Tourney

Overall Record: 983-416 (.703)

Average Season Record: 41-17

14 Consecutive 35+ win seasons: 1981-1994

11 NCAA Tournament appearances in 19 seasons

5 Consecutive #1 Seedings in South Atlantic Regional: 1988-1992

3 NCAA II College World Series appearances: 1988, 1989, 1994

40 All-Americans past 19 years

National Scoring Champion: 1990, 1993

National Pitching Champion: 1980, 1992

7 Consecutive Years Top 12 Final Poll: 1988-1994

109 Consecutive weeks in Top 15 of National Rankings

2 #1 Final Rankings: 1989, 1990

114 Graduates in past 21 years

24 Consecutive years with professional signings

Table of Contents



Era of Excellence IFC
Table of Contents..... 1
Did You Know?..... 2
2006 Season Outlook..... 3
Head Coach Joe Roberts4-5
Winningest DII Coaches 6
Assistant Coaches.....7-8
2007 Roster..... 9
2007 Depth Chart..... 10
2007 Preview 11
Player Profiles.....12-20
2006 Final Stats 22
2006 Season Results 23
Final Division II Polls24-27
AASU Attendance 28
2006 National Championships 29
2006 All-America Teams..... 30
2006 South Atlantic All-Region 31
Regional Seedings.....32-34
Winningest Division II Teams..... 35
Team Statistics in DII..... 36
Individual Statistics in DII..... 37
AASU Athletic Hall of Fame 38
Adam Bernero..... 39
Pirates in the Pros..... 40
Savannah/Tybee Island..... 41
All-American Honor Roll.....42-43
2006 PBC Stats/Standings..... 44
PBC Season History.....45-48
2006 PBC Ledger/2007 Schedule 49
PBC Performances..... 50
PBC Year-by-Year Leaders.....51-52
PBC Records.....53-56
Pirates in the Postseason 57
Memorable Seasons.....58-61
AASU Coaching Records 62
Diamond Classic History63-64
Pirate Honor Roll.....65-67
Team Records.....68-69
Individual Records.....70-72
Season Leaders.....73-78

Top 10 Charts - Season.....79-80
Top 10 Charts - Career.....81-82
AASU Administration83-84
Armstrong Atlantic State..... 85
2006 Schedule.....BC



AASU Athletic Department Phone Directory

Main Numbers

Athletic Department	912-927-5336
Athletics FAX	912-921-5571
	912-921-5852

Administration

Dr. Eddie Aenchbacher, A.D.	912-921-5854
Dr. Donald Anderson, Asst. A.D.	912-921-5863
Chad Jackson, Sports Communications	912-961-3255
Daniel Hinely, Athletic Trainer	912-927-5200
Dianne Lane, Athletic Secretary	912-921-5849

Coaching Staff

Joe Roberts, Baseball	912-921-5686
Calvain Culberson, Asst. Baseball	912-921-5687
Jeff Burkhamer, Men's Basketball	912-921-5683
Steve Franklin, Asst. Men's Basketball	912-921-5684
Joel Lecoeuvre, Asst. Men's Basketball	912-921-7311
Roger Hodge, Women's Basketball	912-921-5861
Elizabeth Lyons, Asst. Wmn. Basketball	912-921-5862
Veronica Black, Grad Asst. WBKB	912-921-7310
Michael Butler, Men's & Women's Golf	912-921-5844
Simon Earnshaw, Men's & Women's Tennis	912-921-5842
David Secker, Asst. Tennis	912-921-5842
Eric Faulconer, Women's Soccer	912-921-5844
Ted Evans, Softball	912-921-2391
Jodie Swavely, Asst. Softball	912-921-2391
Alan Segal, Volleyball	912-921-3785
Jenni Holste, Asst. Volleyball	912-921-3786

Credits

The 2007 Armstrong Atlantic State University Baseball media guide was published by the AASU Office of Sports Communications, Chad Jackson, director. AASU head coach Joe Roberts and assistant coach Calvin Culberson also contributed to this publication.

Other Numbers

AASU Training Room	912-921-5860
Sports Center Weight Room	912-921-5858



- ✓ AASU is the **2nd** winningest **NCAA Division II** baseball team since 1983?
- ✓ AASU was the **3rd** winningest **NCAA Division II** team in the 1990's?
- ✓ AASU is one of **10** teams in the **NCAA II Regionals** at least **10** of the past 18 years?
- ✓ AASU has been ranked nationally in the **Top 25** in **13** of the last **18** final NCAA II polls?
- ✓ AASU has had **31** players go to **professional baseball** in the past **8** years?
- ✓ AASU has had **22 All-Americans** and **17 Hon. Mention All-Americans** in **18** years?
- ✓ AASU has had **113** of its players graduate in **20** years?
- ✓ AASU baseball players carried a cumulative **3.06 GPA** for the past **8** years?
- ✓ AASU has posted **40 win seasons 12 times** since **1983** and **30-win years 21 times**?
- ✓ AASU was **No. 1** in NCAA DII total attendance in **2002** with 14,516?
- ✓ AASU vs. Georgia drew **3,115** in **2002**, then an NCAA II regular season record?
- ✓ AASU has drawn **4** of the top **9** regular season crowds in NCAA II history?
- ✓ AASU is one of **7** teams that have had been **No. 1 seeds 5** times since **1988**?
- ✓ AASU has a **943-398 (.703) record** during the past **23** years, for a **41-17** average?
- ✓ AASU is in Savannah, Georgia, a coastal beach town only 90 minutes north of Florida?
- ✓ AASU's Joe Roberts, at 52, became the NCAA's youngest coach to win **1000** games when the Pirates defeated No. 24 Southern Connecticut State by a 3-0 score on March 24, 2004?
- ✓ AASU has achieved a **46-20 (.697)** mark in the Diamond Classic (formerly the Great Savannah Shootout) featuring **DI** schools?
- ✓ AASU has compiled a **167-101 record (.623)** vs. NCAA I teams since **1983** with wins over quality teams such as Georgia, Clemson, Georgia Tech, Michigan, North Carolina, Kentucky, Vanderbilt, South Carolina, The Citadel, Jacksonville, Georgia Southern, Indiana, Duke, Maryland, West Virginia, Northwestern, Coastal Carolina, Connecticut, Louisville, Central Florida, Army, Mercer, Davidson, VMI, Winthrop, William and Mary, Charleston Southern, Illinois-Chicago, Georgia State, Bethune-Cookman, tied N.C. State and has played others such as Miami, Florida State and Wake Forest?



The Armstrong Atlantic State baseball squad expects to compete once again for a Peach Belt Conference title and a berth in the NCAA DII Baseball Championships. The Pirates earned an at-large berth to the 2006 regionals and will begin the 2007 season with a tough four-game set against fellow regional participant and No. 20-ranked Mount Olive. AASU will also see ranked clubs GCSU (No. 2), Francis Marion (No. 6), Kutztown (No. 11), Columbus State (No. 14), USC Aiken (No. 22) and California (Pa.) (No. 29) throughout the season.



AASU returns a good core of its offense for 2007 with the entire starting outfield back for its senior seasons. NCBWA Honorable Mention All-America outfielder **Truman Marek** will play right, while Brad Bohannon and Marc Noble - who finished second and third, respectively, in the PBC batting race - return to play left and center. The Pirates also have returning experience up the middle with senior shortstop Josh Dallas and senior catcher Sean Hotzak also returning.

A new left side of the infield features redshirt freshman Josh Wilson at second base and Tyler Evans at first base, with redshirt sophomore Kenny Cail taking over at third base. Junior Joey Davis and Hotzak will also see time at first base, while Hotzak will be backed up by juniors Chris Smith and Derrek Miller behind the plate. Sophomore Mitch Hudson and freshman Eric Hudson will provide depth in the outfield as well as see time at designated hitter.

The pitching staff will see a pair of relievers move into the starting rotation this season as senior **Vyt Rivers** and junior Austin Ducey will be two of the Pirates' top four starters going into the start of the season. They'll be joined by sophomore transfer Jeff Chase and junior transfer Ross Partee, with freshman Blake Culberson also seeing some midweek action.

The bullpen will be anchored by a pair of righthanders as junior side-armor Nate Herder has the unenviable task of taking over for departing All-America closer Matt Nalutka. Truman Marek will also see opportunities in the bullpen as well, while the main setup slot will be filled by returning lefthanded senior Jeremy Horst.



AASU has been picked to finish fifth in the PBC in a preseason poll of the league's coaches, behind GCSU, Francis Marion, Columbus State and USC Aiken. The Pirates will open the 2007 season on Saturday, February 3, with an 11:00 a.m. doubleheader against No. 20 ranked Mount Olive at Pirate Field.



Joe Roberts Head Baseball Coach

Joe Roberts begins his 28th year at the helm of Armstrong Atlantic State baseball. While at AASU, Roberts has posted an overall 1,084-503 (.683) record while averaging 40 wins per year and posting 27 consecutive winning seasons. He currently ranks third among active Division II coaches and fourth all-time in coaching wins.

During his career, the Pirates have become a perennial contender in NCAA DII baseball. Armstrong Atlantic State is second only to Florida Southern in NCAA DII baseball victories since his arrival at then-Armstrong State in 1980, and at one point the Pirates were ranked in 110

straight polls over seven seasons. The Pirates advanced to the NCAA DII World Series in 1988, 1989 and 1994, with their 1990 squad ranked No. 1 nationally in every week of the season.

Coach Roberts has been selected for a coach of the year award eight times, including Region coach of the year awards in all three seasons at the Pirates advanced to the NCAA DII World Series. The Pirates have had players sign professionally in 23 straight years with 66 players signing in that time frame. AASU has also graduated 114 of its players in the last 21 years, despite its small rosters.

Roberts was a four-sport letterman at Lebanon (Ind.) HS before attending Lake Sumter CC in Leesburg, Fla. He finished his career at St. Andrew's Presbyterian College in Laurinburg, N.C., where he was again a four sport letterman and a basketball standout, setting several school, league and NCAA records during a two year career that saw him named All-Conference twice. He was selected Dixie MVP in his junior year of 1974 and was inducted into the St. Andrews Athletic Hall of Fame in 1995. He is married to the former Lynn Tucker and they have two teenage sons, Brian and Eric.

Coach Roberts Year By Year at AASU

1980	22-20	.524
1981	35-33	.515
1982	44-24	.647
1983	54-20	.730
1984	63-17	.787
1985	55-18	.753
1986	37-20	.649
1987	47-15	.758
1988	42-13	.764
1989	43-17	.717
1990	47- 9	.839
1991	36-21	.632
1992	45-13	.776
1993	45-13	.776
1994	50-15	.769
1995	27-23	.540
1996	31-23	.574
1997	33-25	.569
1998	38-21	.644
1999	42-14	.750
2000	37-17	.685
2001	38-15	.717
2002	34-21	.618
2003	36-15	.706
2004	29-27	.518
2005	34-16	.680
2006	40-18	.689
1,084-503		.683

Coach Roberts' Honors

Coach of the Year

1984	NAIA District 25
1987	Big South Conference
1988	NCAA II South Atlantic Region
1989	NCAA II South Atlantic Region
1990	Georgia "All College Male Sports"
1992	Peach Belt Conference
1994	NCAA II South Atlantic Region
2003	Peach Belt Conference

Hall of Fame Inductee

1995	St. Andrew's College Athletic Hall of Fame
------	--

Committees

1983-84	NAIA District 25 Baseball Committee
1988-91,2005-	ABCA All-America, Region Chairman
1988-91,2005-	ABCA All-America, Selection Committee
1989-95	NCAA II Region Advisory Committee
1989-	"Collegiate Baseball"-National Poll Chairman
1989-95	NCAA II National Championship Committee
1990-95	NCAA II Region Baseball Chairman
1993-94,99	Peach Belt Baseball Chairman
2000-05	ABCA NCAA Division II President
2001-	ABCA Executive Committee Member
2005	ABCA Executive Board Member
2006-	ABCA Vice President (4th)

Head Coach Joe Roberts



The Roberts File - Since 1983

Bold denotes 2007 Opponents

<i>Adelphi</i> 12-5	<i>Ferris State</i> 2-0	<i>Mercer</i> 5-3	<i>South Carolina State</i> 7-0
<i>Alabama A&M</i> 1-0	<i>Flagler</i> 3-3	<i>Mercer-Ailanta</i> 5-1	<i>South Dakota State</i> 6-1
<i>Albany State</i> 24-0	<i>Florida Atlantic</i> 1-4	<i>Mercyhurst</i> 5-0	<i>SIU Edwardsville</i> 10-2
<i>Allegheny</i> 3-0	<i>Florida A & M</i> 0-1	<i>Methodist (NC)</i> 4-3	<i>Southern Conn. St.</i>..... 9-0
<i>American Int'l</i> 1-0	<i>Florida Memorial</i> 2-0	<i>Miami</i> 0-2	<i>Southern Indiana</i> 6-0
<i>Anderson (SC)</i> 3-0	<i>Florida Southern</i> 1-4	<i>Michigan</i> 1-0	<i>Southern Tech</i> 3-2
<i>Army</i> 1-0	<i>Florida State</i> 0-2	<i>Missouri-St. Louis</i> 5-0	<i>Southeast Missouri State</i> 0-2
<i>Ashland (OH)</i> 2-0	<i>Florida Tech</i>..... 0-1	<i>Missouri Western</i> 1-1	<i>Southwest State (MN)</i> .. 1-0
<i>Assumption</i> 4-0	<i>Fort Valley State</i> 4-0	<i>Mt. Mercy</i> 2-0	<i>Springfield</i> 18-0
<i>Augusta State</i>..... 39-22	<i>Francis Marion</i>..... 23-21	<i>Mount Olive</i>..... 1-1	<i>Stonehill</i> 7-0
<i>Augustana</i> 1-0	<i>Franklin Pierce</i> 1-0	<i>Newberry</i> 13-6	<i>Tennessee Wesleyan</i> 0-1
<i>Barry</i> 2-0	<i>Gannon</i> 12-0	<i>Norfolk State</i> 9-2	<i>Tiffin</i> 6-0
<i>Barton</i> 1-0	<i>Gardner-Webb</i> 8-4	<i>North Alabama</i> 0-1	<i>Tri-State</i> 5-0
<i>Bellarmino (KY)</i> 3-0	<i>Georgia</i> 1-1	<i>North Carolina</i> 1-2	<i>Troy State</i> 0-1
<i>Bemidji State (MN)</i> 2-0	<i>Georgia College State</i> 33-39	<i>North Carolina State</i> ... 0-4	<i>Tusculum</i> 5-0-1
<i>Benedict</i> 2-0	<i>Georgia Southern</i> 14-19	<i>North Dakota State</i> 1-0	<i>Tuskegee</i> 2-0
<i>Bethune-Cookman</i> 4-0	<i>Georgia State</i> 2-0	<i>North Florida</i> 7-26	<i>Upper Iowa</i> 2-0
<i>Bluefield State</i> 1-0	<i>Georgia Southwestern</i>. 5-0	<i>North Georgia</i>..... 3-0	<i>USC Aiken</i>..... 27-28
<i>Bridgewater</i> 20-0	<i>Georgia Tech</i> 2-3	<i>North Greenville</i> 2-0	<i>USC Upstate</i>..... 40-13
<i>Bryant</i> 3-0	<i>Grand Valley State</i> 4-1	<i>Northern Kentucky</i> 3-1	<i>Utica</i> 3-0
<i>California (PA)</i>..... 2-0	<i>Greensboro</i> 2-0	<i>Northwest Mo. St.</i> 5-2	<i>Valdosta State</i>..... 28-21
<i>Cal. Poly-SLO</i> 0-1	<i>Hillsdale</i> 5-0	<i>Northwestern</i> 1-1	<i>Vanderbilt</i> 3-0
<i>Campbell</i> 1-1	<i>Howard</i> 29-4	<i>Oakland City (IN)</i>..... 0-0	<i>Virginia Military Ins</i> ... 1-1
<i>Carson-Newman</i> 1-0	<i>Huntington (IN)</i> 0-1	<i>Ohio Wesleyan</i> 7-0	<i>Virginia State</i> 1-0
<i>Central Florida</i> 1-3	<i>Illinois-Chicago</i> 4-0	<i>Paine</i> 23-0	<i>Voorhees</i> 3-0
<i>Central Missouri State</i> .. 1-2	<i>Indiana</i> 1-1	<i>UNC Pembroke</i>..... 35-11	<i>Wake Forest</i> 0-2
<i>Coastal Carolina</i> 8-7	<i>IU-Southeast</i> 1-0	<i>Pfeiffer</i>..... 4-1	<i>Wayne State (NE)</i> 8-0
<i>Charleston Southern</i> ... 14-4	<i>Jacksonville</i> 3-5	<i>Philadelphia Pharmacy</i> 3-0	<i>Walsh</i> 2-0
<i>Citadel, The</i> 11-12	<i>Jacksonville State</i> 0-1	<i>Piedmont</i> 4-0	<i>Washington & Lee</i> 2-0
<i>Clafin</i> 1-0	<i>Juniaata</i> 1-0	<i>Presbyterian</i> 3-1	<i>West Georgia</i> 0-1
<i>Clark Atlanta</i>..... 0-0	<i>Kennesaw State</i> 12-25	<i>Queens (NY)</i> 12-2	<i>West Liberty State</i> 3-0
<i>Clemson</i> 1-1	<i>Kentucky</i> 1-3	<i>Quincy</i> 1-0	<i>West Virginia</i> 2-1
<i>Columbia Union</i> 3-0	<i>Kentucky Wesleyan</i> 1-0	<i>Radford</i> 2-0	<i>Wheaton</i> 4-0
<i>Columbus State</i> 34-33	<i>Kutztown</i>..... 8-4	<i>Rockhurst</i> 2-0	<i>Wiconsin-Parkside</i> 2-0
<i>Concord</i> 5-0	<i>LaGrange</i> 3-1	<i>Sacred Heart</i> 10-2	<i>Williams</i> 6-0
<i>Concordia</i> 2-0	<i>Lander</i>..... 14-11	<i>St. Andrews</i> 21-2	<i>William & Mary</i> 1-0
<i>Connecticut</i> 1-0	<i>Lehigh</i> 5-1	<i>St. Anselm</i> 1-0	<i>Wingate</i>..... 6-2
<i>Davidson</i> 8-0	<i>Lewis</i> 4-2	<i>St. Augustine</i> 13-0	<i>Winthrop</i> 1-3
<i>Delaware State</i> 2-0	<i>Liberty</i> 0-1	<i>St. Joseph's (IN)</i>..... 0-0	<i>Wittenberg</i> 12-0
<i>Dowling</i> 1-0	<i>Longwood</i> 0-1	<i>St. Michael's</i> 2-0	<i>Wofford</i> 4-0
<i>Duke</i> 2-0	<i>Louisville</i> 1-0	<i>St. Norbert</i> 4-0	
<i>Edinboro</i> 2-0	<i>Manchester</i> 2-0	<i>Savannah State</i> 25-3	
<i>Edward Waters</i> 7-0	<i>Mansfield</i> 1-0	<i>Shippensburg</i> 6-2	
<i>Erskine</i>..... 9-2	<i>Mars Hill</i> 9-0	<i>Shorter</i> 3-2	
<i>Fairmont State (WV)</i>... 2-0	<i>Marian (WI)</i> 2-0	<i>Slippery Rock</i> 0-2	
<i>Felician</i> 3-0	<i>Maryland</i> 2-0	<i>South Carolina</i> 1-3	

Roberts' Milestone Wins

Win #	Against	Score	Date	Opposing Coach
1	Campbell	6-2	3- 5-80	Cal Koonce
100	Flagler	13-1	5- 2-82	Glen Aspinwall
200	Paine	14-6	4-17-84	Dennis Wilcox
250	Ft. Valley State	10-0	3-31-85	U.S. Marshall
300	Coastal Carolina	7-3	5- 5-86	Bobby Richardson
399*	Columbus	5-3	5-21-88	Derek Mann
400	The Citadel	3-2	2-11-89	Chal Port
442*	Northern Kentucky	18-2	5-21-89	Bill Aker
500	Missouri-St. Louis	13-0	3- 6-91	Jim Brady
600	USC Aiken	9-6	3-13-93	Gary Gilmore
664*	Wingate	12-2	5-22-94	Bill Nash
700	Kennesaw State	3-2	2-25-96	Mike Sansing
800	Augusta State	2-0	2-13-99	Skip Fite
900	Columbus State	17-12	3-24-01	Greg Appleton
1,000	Southern Connecticut State	3-0	3-24-04	Tim Shea

* NCAA II Championship Contests

Winningest Active Division II Head Coaches (By Victories)

	Name	School	Years	W-L
1.	Tommy Thomas	Valdosta State	39	1281-795
2.	Joe Roberts	Armstrong Atlantic State	27	1084-503
3.	Mike Metheny	Southeastern Oklahoma	26	1022-426
4.	Dean Bowyer	Minnesota State Mankato	32	997-498
5.	Irish O'Reilly	Lewis	28	974-724
6.	Bo Collins	SIU-Edwardsville	28	882-594
7.	Mike Lane	North Alabama	23	847-356
8.	Warren Turner	Missouri Southern State	30	834-688
9.	Calvin Bailey	West Virginia State	29	800-368
10.	Charlie Migl	St. Mary's (Texas)	20	726-344
11.	John Schaly	Ashland	19	725-374
12.	Steve Anson	Washburn	28	699-604
13.	John Goelz	Sonoma State	21	688-466
14.	Walt Head	Saginaw Valley State	24	687-478
15.	Jeff Messer	Slippery Rock	21	663-377
16.	Harry Hillson	Mansfield	20	645-356
17.	Carl Lancaster	Mount Olive	20	619-335
18.	Skip Fite	Augusta State	26	619-627
19.	Jim Brady	Missouri-St. Louis	21	598-378
20.	Denny Lorsung	St. Cloud State	30	579-579

Winningest All-Time Division II Head Coaches (By Victories)

	Name	School	Years	W-L
1.	Tommy Thomas	Valdosta State	39	1281-795
2.	Porky Viera	New Haven	44	1127-324
3.	Jack Smitheran	UC Riverside	35	1097-790
4.	Joe Roberts	Armstrong Atlantic State	27	1084-503
5.	Mike Metheny	Southeastern Oklahoma	26	1022-426
6.	Gary Grob	Widener State	35	1020-563
7.	Rudy Abbott	Jacksonville State	32	1003-467
8.	Dean Bowyer	Minnesota State Mankato	32	997-498
9.	Irish O'Reilly	Lewis	28	974-724
10.	Phil Swimley	UC Davis	36	902-831
11.	Bo Collins	SIU-Edwardsville	28	882-594
12.	Mike Lane	North Alabama	23	847-356
13.	Ron Davies	Adelphi	37	845-470
14.	Chuck Anderson	Florida Southern	19	843-251
15.	Warren Turner	Missouri Southern State	30	834-688
16.	John Mayotte	Troy State	25	821-476
17.	Jim Stone	UMass - Lowell	37	803-397
18.	Calvin Bailey	West Virginia State	29	800-368
19.	Bill Aker	Northern Kentucky	29	792-562
20.	Jack Rose	Denver	37	783-702



Calvin Culberson Assistant Baseball Coach

Calvin Culberson will be in his 12th season as a full-time assistant coach at AASU, after completing an eight-year professional baseball career. Calvin is no stranger to Armstrong Atlantic, having played for the Pirates from 1985-1988, and having assisted coach Roberts in a part-time role during his professional career.

Calvin's coaching role at AASU includes working with the outfielders and pitchers, and assisting with baserunning and hitting instruction.

While working with AASU's pitchers, Culberson has instructed several players who have, like him, enjoyed professional success. Current Boston Red Sox pitcher Adam Bernero, who Culberson coached during the 1999 season, reached the major leagues in just 15 months, becoming AASU's first major league player. Another Culberson pupil, Doug Sessions, was a AAA All-Star for the New Orleans Zephyrs in 2003 while pitching in the Houston Astros organization.

Culberson finished his pro career in 1995 at Pawtucket, a triple-A affiliate of the Boston Red Sox. He had joined the Red Sox organization as a free agent after having pitched at Double-A Chattanooga and Triple A Indianapolis in the Cincinnati Reds farm chain. Calvin began his pro career in 1989 in the Atlanta Braves farm system, hitting .313 in his first season, then continuing as a pitcher.

During Culberson's AASU career, the Pirates posted an overall 181-66 (.733) record, with Calvin hitting in the leadoff spot his final three years. The Rome, Georgia native holds seven school records with the most notable being his 32-game hitting streak (1988) and his 128 career stolen bases.

Calvin was an all-Big South Conference selection in 1986 and 1987 when AASU was playing NCAA I baseball. In his last season with the Pirates he was an AASU co-captain and was chosen as a member of the all-South Atlantic Region team and an honorable mention DII All-American.

Calvin is married to the former Pamela Johnson of Port Wentworth, an AASU graduate, who works as a System Analyst II for AASU. The couple have an eight-year old son, Matthew, and a four-year old son, Brandon.

AASU Year-By-Year Under Coach Roberts

YEAR	NCAA I	NCAA II	NCAA III	NAIA	CONF	REGION	PLAYOFF	OVERALL
1980	3-3	7-12	2-2	10-3		8-5		22-20
1981	8-13	3-12	3-2	21-6		11-5		35-33
1982	11-7	9-10	4-1	20-6		14-3	2-2	44-24
1983	13-4	6-2	15-1	20-13		15-9	3-2	54-20
1984	13-4	8-2	13-0	29-11	16-7	26-7	3-2	63-17
1985	19-14	13-2	13-1	10-1	4-2	6-2	1-2	55-18
1986	14-17	13-3	6-0	4-0	7-11	7-11		37-20
1987	29-15	11-0	5-0	2-0	9-3	9-3	2-2	47-15
1988	14-6	23-7	4-0	1-0		9-1	3-3	42-13
1989	6-10	22-7	6-0	9-0		8-3	3-3	43-17
1990	17-5	30-4	0-0	0-0		11-0	2-2	47-9
1991	8-9	24-11	1-0	3-1		15-2	0-2	36-21
1992	6-3	36-10	0-0	3-0	11-1	23-2	3-4	45-13
1993	7-4	38-8	0-1	0-0	14-3	21-4	1-4	45-13
1994	5-1	45-14	0-0	0-0	15-6	30-11	7-6	50-15
1995	2-1	25-22	0-0	0-0	14-10	20-17	0-2	27-23
1996	2-3	27-20	0-0	0-0	13-9	19-16	1-2	31-23
1997	2-0	31-25	0-0	0-0	10-14	17-20	2-3	33-25
1998	2-1	36-20	0-0	0-0	15-14	21-14	3-5	38-21
1999	0-0	42-14	0-0	0-0	19-9	22-10	1-2	42-14
2000	0-0	37-17	0-0	0-0	15-15	17-15		37-17
2001	2-1	34-14	2-0	0-0	18-12	21-12		38-15
2002	2-1	32-20	0-0	0-0	11-18	14-18		34-21
2003	1-1	34-15	0-0	0-0	20-10	23-10	0-2	35-16
2004	0-0	29-27	0-0	0-0	10-20	13-21		29-27
2005	0-0	34-16	0-0	0-0	14-15	16-15		34-16
2006	0-0	40-18	0-0	0-0	14-13	18-13	2-4	40-18
	185-123 .601	689-332 .675	74-8 .902	132-41 .763	249-192 .565	434-249 .635	39-54 .419	1,084-503 .683



Tommy Thomson Assistant Baseball Coach



Tommy Thomson is entering his 27th season as a volunteer assistant baseball coach at Armstrong Atlantic State.

Serving the Pirates whenever his local business interests allow, Thomson's primary area of instruction with AASU has been as a hitting instructor.

In his 25 seasons, the Pirates have posted an overall record of 1,062-483 (.688). The personable assistant has certainly been a key factor in the Pirates offensive showing during his tenure.

The Savannah native coached baseball for many years in the local youth leagues. After serving two years as an assistant with a local American Legion team, Thomson took over the head coaching duties and guided his teams to state championships all three years that he served in that capacity.

A premier bowler, Thomson graduated from Savannah High School in 1954. He is married to the former Carolyn Ihly of Savannah. The couple has two children, Lisa, 48, and Curtis, 43, and they have a pair of grandchildren by each child.



Numerical Roster

No.	Name	Pos	Yr	Ht	Wt	B/T	Hometown
1	Josh Wilson	INF	FR	5-10	185	R/R	Springfield, Ga.
2	Josh Dallas	INF	SR	5-11	185	L/R	Mahomet, Ill.
3	Truman Marek	OF/RHP	SR	6-0	180	L/R	St. Joseph's, Mo.
4	Tyler Crawford	INF	FR	5-7	130	R/R	Savannah, Ga.
5	Tyler Evans	INF	SR	6-2	180	R/R	Bloomfield, Ind.
6	Brad Bohannon	OF	SR	6-1	185	R/R	Carrollton, Texas
7	Kenny Cail	INF	SO	5-9	160	R/R	Atlanta, Ga.
8	Marc Noble	OF	SR	6-1	185	L/R	North Vancouver, B.C.
9	Sean Hotzak	C/1B	SR	6-2	185	R/R	North Vancouver, B.C.
12	Eric Hudson	UTIL	FR	5-11	170	L/R	Swainsboro, Ga.
15	Aaron Johnson	RHP	JR	6-1	190	R/R	Slaughters, Ky.
17	Austin Ducey	RHP	JR	5-11	175	R/R	Augusta, Ga.
19	Nate Herder	RHP	JR	6-1	180	R/R	Wheat Ridge, Colo.
20	Derrek Miller	C	JR	5-11	215	R/R	Visalia, Calif.
21	Mitch Hudson	UTIL	SO	5-11	175	R/R	Swainsboro, Ga.
23	Jeff Chase	RHP	SO	6-4	220	R/R	Albuquerque, N.M.
24	Chris Smith	C	JR	6-1	210	R/R	McDonough, Ga.
30	Blake Culberson	RHP	FR	6-3	180	R/R	Calhoun, Ga.
31	Ross Partee	RHP	JR	6-3	210	R/R	Vero Beach, Fla.
32	Joey Davis	1B	JR	6-0	225	R/R	Acworth, Ga.
34	Vyt Rivers	LHP	SR	5-10	190	L/L	Laurel, Md.
38	Jeremy Horst	LHP	SR	6-4	220	L/L	Burlington, N.D.
40	Dave Roessler	LHP	FR	6-1	185	L/L	Indianapolis, Ind.
42	Sam Dotson	C	FR	6-3	190	R/R	Guyton, Ga.
46	Jacob Roberson	RHP	SR	6-3	190	R/R	Altamont, Ill.

Head Coach: 10-Joe Roberts

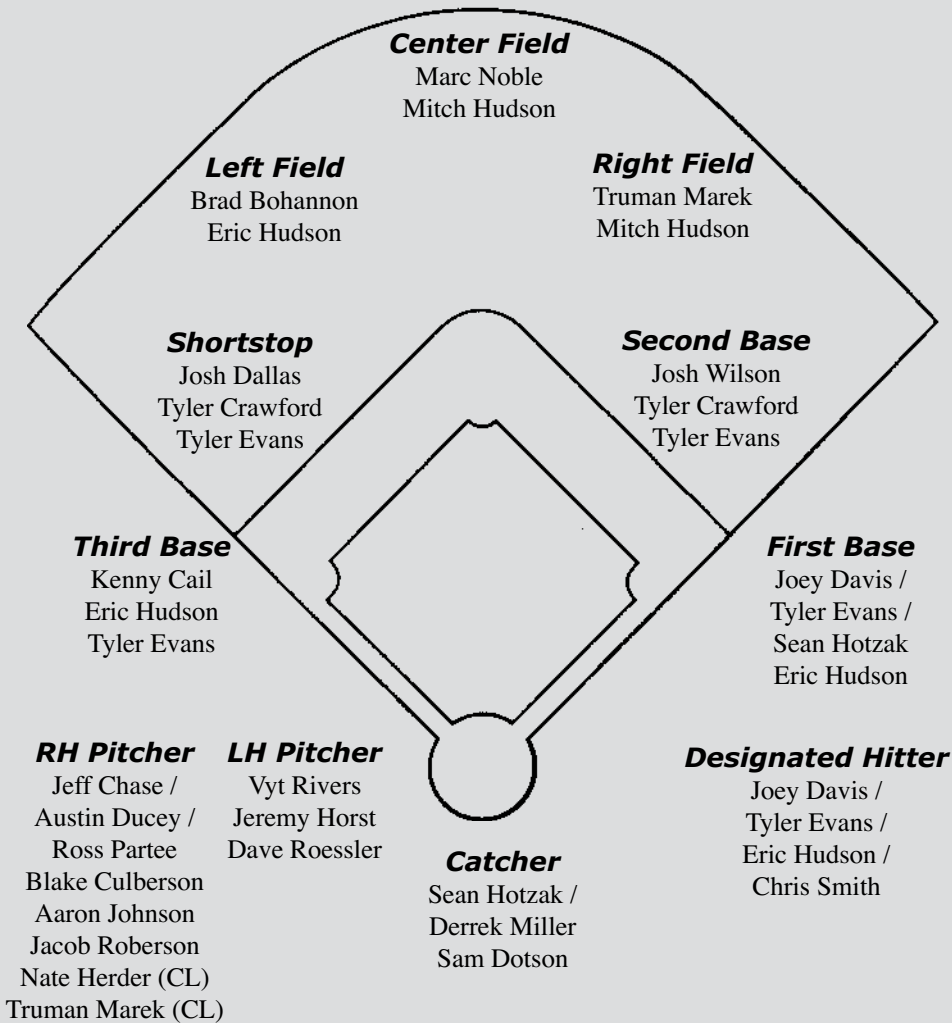
Assistant Coaches: 11-Calvain Culberson, Tommy Thomson

Alphabetical Roster

Pronunciations

6 - Brad Bohannon	19 - Nate Herder	34 - Vyt Rivers
7 - Kenny Cail	38 - Jeremy Horst	46 - Jacob Roberson
23 - Jeff Chase	9 - Sean Hotzak	40 - Dave Roessler
4 - Tyler Crawford	12 - Eric Hudson	24 - Chris Smith
30 - Blake Culberson	21 - Mitch Hudson	1 - Josh Wilson
2 - Josh Dallas	15 - Aaron Johnson	
32 - Joey Davis	3 - Truman Marek	
42 - Sam Dotson	20 - Derrek Miller	
17 - Austin Ducey	8 - Marc Noble	
5 - Tyler Evans	31 - Ross Partee	

18 - Miguel
doh-NOT-ay
9 - Sean
HAHT-zack
34 - VEET
Rivers
40 - Dave
RESS-ler



Coaches

Joe Roberts, Head Coach
Calvain Culberson, Assistant Coach
Tommy Thomson, Assistant Coach

Pirate Field

Capacity: 750
Location: AASU Campus

Dimensions

Left: 340
Left Center: 380
Center: 390
Right Center: 380
Right: 340





Armstrong Atlantic State returned to the postseason in 2006, making its 11th NCAA appearance in the last 19 seasons and advancing to the South Atlantic Regional in Milledgeville, Ga. The Pirates also won 40 games for the first time since the 1999 season and began the year with a 21-game unbeaten streak, vaulting themselves into the *Collegiate Baseball Division II Top 10* rankings.

The Pirates returned to the postseason for the first time since 2003 thanks to a solid offensive lineup, anchored by outfield production of juniors Brad Bohannon, Truman Marek and Marc Noble. Marek led the PBC in triples with seven and hit .366 with six home runs and 51 RBI, earning NCBWA Honorable Mention All-America honors and ABCA All-Region accolades. Bohannon returned from a broken hand suffered in preseason to flirt with .400 most of the year, settling for a team-leading .393 average, good for second in the Peach Belt. Noble was right behind Bohannon in the race for the league's batting crown, finishing at .392 with a team-high 24 stolen bases.

Senior **Miguel Donate** capped his career as a Pirate by earning All-PBC honors, hitting .329 with a team-high 20 doubles - the first time an AASU player has collected 20+ doubles since Chris Case had 21 in 1996. Junior Daniel Heflin also turned in a fine season as the Pirates' designated hitter, hitting .361 with five home runs and a team-high 54 RBI, earning All-Region honors. Junior Sean Hotzak, despite playing all season with a broken bone in his wrist, set a new AASU and PBC record with 21 sacrifice hits - just two shy of the NCAA DII record - and hit .307 on the season. Hotzak will go into 2007 needing just five more sacrifice hits to set the AASU career record.

On the mound, seniors Chase Leatherwood and **Matt Nalutka** concluded outstanding AASU careers with fine seasons once again. Leatherwood went 6-4 with a 3.40 ERA and 91 strikeouts in 92.2 innings pitched and finished his two-year stint with 193 career strikeouts, fourth all-time on the Pirate charts. Nalutka set the AASU all-time saves record (19) by going 4-1 with a 1.51 ERA and seven saves in 2006. Junior John Ducey led the Pirates in wins with eight and also led all starters with a 3.17 ERA.

As a team, the Pirates led the Peach Belt in batting average for the second consecutive season with a .324 mark. AASU also led the league in on-base percentage (.416) and ranked second in RBIs with 373. AASU returns 13 players from this season's squad for 2007.





Brad Bohannon

6-1 • 180 • Junior • OF • B:R T:R
Carrollton, Texas • New Mexico JC

6

Senior outfielder who returned from an early-season broken hand to lead the Pirates in hitting in 2006. **2006:** Played in 44 games, starting 37, for the Pirates as a junior ... Tied for team lead in slugging (.540) and ranked second in the PBC in batting, second in on-base percentage (.466) and 13th in slugging ... Finished the season on an 11-game hitting streak and with hits in 20 of his last 21 games ... **2005:** Started all 50 games for the Pirates as a sophomore, hitting .326 with five home runs and 26 RBI ... Named PBC Player of the Week 2/8 after going 8-for-13 with 8 RBI in AASU's season-opening series against Felician. **JUNIOR COLLEGE:** Played one year for New Mexico JC ... Hit .340 in 18 games played for the Thunderbirds. **HIGH SCHOOL:** Played for four years at R.L. Turner HS in Carrollton where his father Tommy is the head coach ... Earned first-team All-District honors as a senior for the Lions ... Also named team MVP. **PERSONAL:** Born Brad Joseph Bohannon on December 2, 1983, in Houston, Texas ... Hometown Carrollton, Texas ... Son of Tommy and Penny Bohannon ... Majoring in economics ... Enjoys watching all sports and playing video games ... Jeff Bagwell is a favorite sports personality.

Brad Bohannon's Career Statistics

Year	GP-GS	AB	R	H	2B	3B	HR	RBI	BB	K	SB-SBA	Avg.
2005	50-50	187	36	61	7	1	5	26	14	44	6-9	.326
2006	44-37	150	38	59	5	4	3	37	20	23	7-15	.393
2 Years	94-87	337	74	120	12	5	8	63	34	67	13-24	.356




Kenny Cail

5-9 • 160 • Sophomore • INF • B:R T:R
Savannah, Ga. • Middle Georgia JC

7

Sophomore infielder who will get a chance to be the Pirates' starting third baseman in 2007. **JUNIOR COLLEGE:** Played one season for Middle Georgia College in Cochran, Ga. ... Middle Georgia captured the Region 17 Tournament in 2006 ... Hit .297 in 31 games for the Warriors ... High school teammate of fellow AASU player Tyler Crawford. **HIGH SCHOOL:** Played for two years at Benedictine Military Academy in Savannah ... Named defensive player of the year for the Cadets and also was the special teams player of the year for the Cadet football squad ... Wendy's High School Heisman honoree. **PERSONAL:** Born Kenneth H. Cail II on May 8, 1987, in Savannah, Ga., his hometown ... Son of Chip and Angie Cail ... Majoring in biology ... Would like to attend medical school ... Enjoys watching and playing all sports ... Marcus Giles is a favorite sports personality.




Jeff Chase

6-4 • 220 • Sophomore • RHP • B:R T:R
Albuquerque, N.M. • Yavapai JC (Ariz.)

23

Sophomore righthander who expects to be one of the Pirates' starting pitchers in 2007. **JUNIOR COLLEGE:** Played one season for Yavapai JC, the NJCAA runners-up in 2007 ... Went 1-1 with a 5.50 ERA in seven games of action for the Roughriders. **HIGH SCHOOL:** Played four seasons for Cibola HS in Albuquerque ... Team captain and named team's best pitcher ... Played summer ball for the Albuquerque Heat. **PERSONAL:** Born Jeffrey Michael Chase on October 15, 1985 in Albuquerque, New Mexico, his hometown ... Son of Michael and Janice Chase ... His father played collegiate basketball at the University of Idaho ... Undecided in major ... Enjoys white water rafting and archery ... Lists Nolan Ryan as a favorite sports personality.





Tyler Crawford

5-7 • 130 • Freshman • INF • B:R T:R
Savannah, Ga. • Benedictine Academy

4

Freshman local product who can play both shortstop and second base. **HIGH SCHOOL:** Played two seasons for Benedictine Military Academy in Savannah ... Named best defensive player as a junior and senior ... Earned *Savannah Morning News* All-Coastal Empire First Team honors as a senior and Honorable Mention honors as a junior for the Cadets ... Team captain as a senior ... High school teammate of fellow AASU player Kenny Cail. **PERSONAL:** Born Daniel Tyler Crawford on August 8, 1987 in Savannah, Ga., his hometown ... Son of Judy and Larry Crawford ... His father played baseball for Armstrong Atlantic in 1972-73 ... Undecided in major ... Enjoys playing flag football and fishing ... Lists Jeff Francoeur as a favorite sports personality.



Blake Culberson

6-3 • 180 • Freshman • RHP • B:R T:R
Calhoun, Ga. • Gordon Central HS

30

Freshman righthander who will be one of the Pirates' first options out of the bullpen in 2007. **HIGH SCHOOL:** Played four seasons for Gordon Central HS in Calhoun, Ga. ... Three-time Pitcher of the Year for the Warriors ... Went 6-2 as a senior and was invited to participate in the Hardee's Tennessee-Georgia All-Star Classic ... Played for three youth National Championship teams in 2003-2005. **PERSONAL:** Born Blake Culberson on October 28, 1987 in Calhoun, Ga., his hometown ... Son of Larry and Derrall Culberson ... Brother, Larry, played baseball at Shorter College ... Cousin of AASU assistant coach and former Pirate player Calvin Culberson ... Majoring in economics ... Enjoys playing golf ... Lists John Smoltz as a favorite sports personality.



Josh Dallas

5-11 • 185 • Junior • INF • B:L T:R
Mahomet, Ill. • Kaskaskia JC

2

Senior infielder who returns as the Pirates' starting shortstop for 2007. **2006:** Started all 59 games and hit .282 with 16 stolen bases as a junior for the Pirates ... Drew 32 walks and was hit by pitches 11 times for a .407 on-base percentage ... Collected a 14-game hitting streak from Feb. 6-Mar. 6. **JUNIOR COLLEGE:** Played for two seasons at Kaskaskia JC in Illinois and earned All-Conference and All-Region honors for the Blue Devils in 2005, hitting .373 ... Teammate of AASU junior pitcher Jacob Roberson at Kaskaskia JC. **HIGH SCHOOL:** Played for three years at Mahomet Seymour HS in Mahomet, Ill. ... Team captain as a senior who earned second-team All-Region honors ... Also competed in wrestling for the Bulldogs. **PERSONAL:** Born Joshua Leon Dallas on April 2, 1985, in Indianapolis, Ind. ... Hometown is Mahomet, Ill. ... Son of Doug and Cathy Dallas ... Majoring in general studies ... Brother, Ryan Dallas, plays baseball at Purdue University ... Enjoys going to the beach and playing poker ... Lists Alex Rodriguez and Albert Pujols as favorite sports personalities.

Josh Dallas' Career Statistics

Year	GP-GS	AB	R	H	2B	3B	HR	RBI	BB	K	SB-SBA	Avg.
2006	59-59	202	40	57	5	3	1	29	32	38	16-21	.282
1 Year	59-59	202	40	57	5	3	1	29	32	38	16-21	.282

Dallas was one of six Pirates to have a 10+game hitting streak in 2006



Joey Davis

6-0 • 225 • Junior • 1B • B:R T:R
Acworth, Ga. • North Cobb HS

32

Junior first baseman who will continue to be the Pirates' primary first baseman against left-handers in 2007. **2006:** Played in 31 games, starting 12, as a sophomore ... Hit .226 with two home runs and 15 RBI ... Hit game-tying home run in AASU's 10-9 win over Pfeiffer on April 17 ... Had two hits and drove in three runs against Southern Connecticut State on 2/18. **2005:** Played in 25 games, starting 11, for the Pirates as a freshman ... Hit .152 with four RBI in 46 at-bats ... Drove in two runs against Valdosta State on 4/19.

HIGH SCHOOL: Played for two years at North Cobb HS in Kennesaw ... Named first-team All-Cobb County as a senior and was a member of the GACA All-Stars after hitting .415 with nine home runs and 33 RBI ... Also earned second-team All-Cobb County as a junior in 2003 for the Warriors. **PERSONAL:** Born Joseph Lee Davis on June 26, 1985, in Tulsa, Okla. ... Hometown is Acworth, Ga. ... Son of Bill and Linda Davis ... Majoring in criminal justice ... Enjoys playing listening to music ... Albert Pujols is a favorite sports personality.

Joey Davis' Career Statistics

Year	GP-GS	AB	R	H	2B	3B	HR	RBI	BB	K	SB-SBA	Avg.
2005	25-11	46	5	7	1	0	0	4	8	13	1-2	.152
2006	31-12	62	4	14	3	0	2	15	1	10	1-1	.226
2 Years	56-23	108	9	21	4	0	2	19	9	23	2-3	.194



Sam Dotson

6-3 • 190 • Freshman • Catcher • B:R T:R
Guyton, Ga. • Effingham County HS

42

Freshman local product who will help the Pirates behind the plate after losing two catchers from 2006. **HIGH SCHOOL:** Played three seasons at Effingham County HS in Springfield, Ga. **PERSONAL:** Born Sam Dotson on March 14, 1988 in Savannah, Ga. ... Hometown is Guyton, Ga. ... Son of Eddie Dotson ... Uncle, Andy Dotson, played football at the University of Georgia ... Undecided in major ... Enjoys playing all sports ... Lists Ivan Rodriguez as a favorite sports personality.



Austin Ducey

5-10 • 170 • Sophomore • RHP • B:R T:R
Augusta, Ga. • Westside HS

17

Hard-throwing righty who will move into the starting rotation in 2007. **2006:** Went 5-5 with a 4.02 ERA in 24 games as a sophomore ... Gave up just 42 hits and struck out 51 batters in 42 innings ... Hurlled 4 1/3 innings of one-run ball, striking out six, to beat Southern Connecticut State on 2/18 ... Hurlled two innings of no-hit ball, striking out three, in beating Columbus State on 4/15. **2005:** Went 1-0 with a 3.95 ERA in 12 games as a freshman ... Gave up 13 hits in 13.2 innings, striking out seven and walking 10 ... Picked up the win with 2.1 innings of one-run ball against Pfeiffer on 4/13. **HIGH SCHOOL:** Played for four years at Westside HS in Augusta ... Earned first-team All-Area honors as a senior for the Patriots after going 7-4 with a 2.49 ERA ... Also selected for the Georgia HS All-Star game. **PERSONAL:** Born Austin Michael Ducey on May 4, 1986, in Augusta, Ga., his hometown ... Son of Tony and Danita Ducey ... Brother, John, will play baseball at Georgia Southern in 2007 ... Majoring in economics ... Enjoys the outdoors ... Lists Ty Cobb as a favorite sports personality.

Austin Ducey's Career Statistics

Year	GP-GS	W-L	Svs	CG	IP	H	R	ER	BB	SO	ERA
2005	12-0	1-0	0	0	13.2	13	8	6	10	7	3.95
2006	24-0	5-5	0	0	47.0	42	27	21	28	51	4.02
2 Years	36-0	6-5	0	0	60.2	55	35	27	38	58	4.01



Ducey was third on the Pirates staff in wins last year with five, all in relief



Tyler Evans

6-2 • 185 • Senior • INF • B:R T:R
Bloomfield, Ind. • Lincoln Trail (Ill.) JC

5

Senior infielder who fought through an injury-filled 2006. **2006:** Limited to just 16 games and two starts at a junior ... Hit .182 in 14 plate appearances but stole four bases and scored eight runs. **JUNIOR COLLEGE:** Hit .305 with 25 RBI for Lincoln Trail in 2005, the Region 24 champions ... Also named to the Region 24 All-Tournament team ... **HIGH SCHOOL:** First-team All-State honoree for Bloomfield HS in Bloomfield, Ind. ... Played for four years for the Cardinals. **PERSONAL:** Born Robert Tyler Evans on May 2, 1984, in Yuma, Ariz. ... Hometown is Bloomfield, Ind. ... Son of Shane and Mary Evans ... Majoring in general studies ... Brother, Tucker, played baseball for Lindsey Wilson ... Enjoys all sports and playing video games ... Lists Miguel Tejada and Antwaan Randle El as favorite sports personalities.

Tyler Evans' Career Statistics

Year	GP-GS	AB	R	H	2B	3B	HR	RBI	BB	K	SB-SBA	Avg.
2006	16-2	11	8	2	0	0	0	2	2	2	4-4	.182
1 Year	16-2	11	8	2	0	0	0	0	2	2	4-4	.182




Nate Herder

6-1 • 180 • Junior • RHP • B:R T:R
Wheat Ridge, Colo. • Central Arizona JC

19

Junior college transfer who will get a shot to replace departed All-America Matt Nalutka as AASU's closer in 2007. **JUNIOR COLLEGE:** Pitched one season at Central Arizona ... Went 5-4 with three saves and an 0.94 ERA as a sophomore, giving up just 38 hits and five earned runs in 47.2 innings pitched. **HIGH SCHOOL:** Played for two seasons at Standley Lake HS in Westminster, Colo. ... Earned All-Conference honors as a senior and honorable mention All-State honors for the Gators. **PERSONAL:** Born Nathaniel Louis Herder on November 12, 1985, in Wheat Ridge, Colo., his hometown ... Son of Robb Herder ... Majoring in economics ... Enjoys the outdoors and snowboarding ... Lists Greg Maddux and John Smoltz as favorite sports personalities.



Jeremy Horst

6-4 • 225 • Junior • LHP • B:L T:L
Burlington, N.D. • Iowa Western CC


38

Senior hurler who will be the Pirates' top lefthanded option out of the bullpen in 2007. **2006:** Went 4-2 with a 4.86 ERA in 16 games as a junior ... Struck out 60 batters in 63.0 innings pitched ... Hurlled six shutout innings, striking out seven, to beat North Greenville on 2/10 ... Pitched five shutout innings in a 7-0 win over St. Andrews on 3/28. **JUNIOR COLLEGE:** Pitched for two seasons at Iowa Western CC ... Earned second-team All-Region 11 honors ... Won six games and struck out 51 batters in 46 innings pitched in 2005. **HIGH SCHOOL:** Played for four years at Des-Lacs Burlington HS ... Four-time All-Region honoree who was the senior Athlete of the Year in 2003. **PERSONAL:** Born Jeremy Horst on October 1, 1985, in Cheyenne, Wyo. ... Hometown is Burlington, N.D. ... Son of Bill and Vicky Horst ... Majoring in general studies ... Father, Bill, played football at Grand Valley State ... Enjoys hunting and fishing.

Jeremy Horst's Career Statistics

Year	GP-GS	W-L	Svs	CG	IP	H	R	ER	BB	SO	ERA
2006	16-14	4-2	0	0	63.0	66	39	34	43	60	4.86
1 Year	16-14	4-2	0	0	63.0	66	39	34	43	60	4.86





Sean Hotzak

6-2 • 180 • Senior • C/1B • B:R T:R
North Vancouver, B.C. • North Shore HS

9

Fourth-year senior who will again be one of the key cogs of the Pirate lineup. Will see time behind the plate and at first base. **2006:** Started all 59 games for the Pirates as a junior ... Hit .307 with one home run and 32 RBI ... Set a new AASU and PBC single season record with 21 sacrifice hits ... Also drew 42 walks for a .444 on-base percentage ... **2005:** Started all 50 games for the Pirates as a sophomore ... Hit .343 with three home runs and 30 RBI ... Threw out 20 of 51 potential basestealers (61 percent) ... Tied for team lead with 14 doubles ... Earned PBC Player of the Week honors on May 2 for his 8-for-13 performance against UNC Pembroke ... Ranked third in the PBC and 20th in NCAA II with 11 sacrifice hits ... Went 3-for-5 with two doubles against Wayne State (Neb.) on 3/8. **2004:** Hit .274 with two home runs and 22 RBI ... Named SLAM! Sports Canadian Player of the Week on Feb. 12, the fourth AASU player to earn the honor.

HIGH SCHOOL: Played for four years at North Shore HS, hitting .368 as a senior with six home runs to earn All-Conference honors. **PERSONAL:** Born Sean Christopher Hotzak on September 4, 1982, in North Vancouver, British Columbia, his hometown ... Son of Ted and Arleen Hotzak ... Majoring in economics ... Enjoys weightlifting, watching movies and playing video games ... Lists Justin Morneau as a favorite sports personality.

Sean Hotzak's Career Statistics

Year	GP-GS	AB	R	H	2B	3B	HR	RBI	BB	K	SB-SBA	Avg.
2004	36-36	135	13	37	11	0	2	22	7	33	0-0	.274
2005	50-50	181	40	62	14	1	3	30	14	45	1-1	.343
2006	59-59	189	46	58	14	0	1	32	42	41	1-2	.307
3 Years	145-145	505	99	157	39	1	6	84	63	119	2-3	.311




Eric Hudson

5-11 • 170 • Freshman • OF • B:L T:R
Swainsboro, Ga. • Swainsboro HS

12

Freshman lefthanded hitter who will see time this season in the outfield. **HIGH SCHOOL:** Played for four years at Swainsboro HS ... Two-time All-Region honoree who was the team MVP as a junior and senior for the Tigers ... Named best hitter at Swainsboro HS for three years. **PERSONAL:** Born Eric Tyler Hudson on January 24, 1988, in Dublin, Ga. ... Hometown is Swainsboro, Ga. ... Son of Mark and Kathi Hudson ... Cousin, Mitch, is an outfielder on the AASU baseball squad ... Undecided in major ... Enjoys playing X-Box ... Lists Chase Utley as a favorite sports personality.



Mitch Hudson

5-11 • 175 • Sophomore • UTIL • B:R T:R
Swainsboro, Ga. • Swainsboro HS


21

Sophomore who will be one of the primary backups in the outfield for the Pirates. 2006: Played in 19 games, starting two, as a freshman ... Collected three hits in 24 at-bats, with one home run and two RBI ... Clubbed first collegiate home run against Barton on April 6. **HIGH SCHOOL:** Started for three years at Swainsboro HS ... Earned All-Region honors as a senior ... Earned highest GPA among the baseball and basketball teams as a junior and senior. **PERSONAL:** Born Mitchell J. Hudson on April 3, 1987 ... Hometown is Kite, Ga. ... Majoring in general studies ... Lists Albert Pujols and Chipper Jones as his favorite sports personalities.

Mitch Hudson's Career Statistics

Year	GP-GS	AB	R	H	2B	3B	HR	RBI	BB	K	SB-SBA	Avg.
2006	19-2	24	5	3	0	0	1	2	2	7	0-1	.125
1 Year	19-2	24	5	3	0	0	1	2	2	7	0-1	.125





Aaron Johnson

6-1 • 190 • Junior • RHP • B:R T:R
Slaughters, Ky. • Rend Lake (Ill.) JC

15

Junior righthander who will contribute to the Pirates out of the pen. **2006:** Pitched in nine games, going 1-0 with a 14.46 ERA ... Hurlled two innings of one-hit ball, giving up one run, to defeat Claflin on March 2. **JUNIOR COLLEGE:** Played for two seasons at Rend Lake JC in Illinois ... **2005 Male Scholar-Athlete of the Year** with a 3.944 GPA. **HIGH SCHOOL:** Played for four years at Webster County HS ... Earned All-District and All-Region honors as a senior and was the team's most valuable pitcher. **PERSONAL:** Born Aaron Johnson on January 24, 1985, in Henderson, Ky. ... Hometown is Slaughters, Ky. ... Son of Frankie and Leica Johnson ... Majoring in civil engineering ... Enjoys playing golf ... Albert Pujols is a favorite sports personality.

Aaron Johnson's Career Statistics

Year	GP-GS	W-L	Svs	CG	IP	H	R	ER	BB	SO	ERA
2006	9-1	1-0	0	0	9.1	17	15	15	11	8	14.46
1 Year	9-1	1-0	0	0	9.1	17	15	15	11	8	14.46



Truman Marek

6-0 • 170 • Senior • OF/RHP • B:L T:R
St. Joseph, Mo. • Johnson County (Kan.) CC

3

Returning NCBWA Honorable Mention All-America who will play right field and also see time in relief on the mound. **2006:** Started 56 games, hitting .366 with a team-high six home runs and 51 RBI ... Slugged .535 and led the team in stolen bases with 24 ... Earned All-PBC and ABCA All-South Atlantic Region honors ... Reeled off a 21-game hitting streak from Feb. 10 through March 19 ... Also had an 18-game hitting streak from April 6 through May 5. **JUNIOR COLLEGE:** Two-time All-Conference honoree for Johnson County CC ... Hit .425 as a sophomore with three home runs and 35 RBI. **HIGH SCHOOL:** Played for four years at Bishop LeBlond in St. Joseph, Mo. ... Four-time All-City, three-time All-District and All-Area honoree and two-time All-State honoree for the Eagles. **PERSONAL:** Born Truman Jackson Marek on February 1, 1985, in Greenfield, Ind. ... Hometown is St. Joseph, Mo. ... Son of Walt and Mary Jo Marek ... Majoring in economics ... Enjoys playing cards and Playstation 2 ... Lists Luis Gonzalez and Chad Johnson as favorite sports personalities.

Truman Marek's Career Statistics

Year	GP-GS	AB	R	H	2B	3B	HR	RBI	BB	K	SB-SBA	Avg.
2006	56-56	243	62	89	9	7	6	51	28	41	24-27	.366
1 Year	56-56	243	62	89	9	7	6	51	28	41	24-27	.366



Derrek Miller

5-11 • 215 • Junior • Catcher • B:R T:R
Visalia, Calif. • College of the Sequoias

20

Junior college transfer who will be one of the Pirates' main options behind the plate in 2007. **JUNIOR COLLEGE:** Played for two seasons at the College of the Sequoias in Visalia, Calif. ... Second-team All-Conference as a sophomore and freshman ... Team captain as a sophomore. **HIGH SCHOOL:** Played for three seasons at Golden West HS ... Second-team All-League honors as a senior and honorable mention All-League honors as a junior. **PERSONAL:** Born Derrek Justin Miller on July 30, 1986, in Visalia, Calif., his hometown ... Son of Son of Janis and Grant Miller ... Enjoys playing all sports and video games ... David Wright is a favorite sports personality.





Marc Noble

6-1 • 185 • Senior • OF • B:L T:R
North Vancouver, B.C. • New Mexico JC

8

Senior center fielder who was one of the top hitters in the Peach Belt as a junior. **2006:** Played in 49 games, starting 48, hitting .392 with 19 stolen bases ... Led the Peach Belt in on-base percentage at .470 ... Ranked third in the PBC in batting average, one spot below teammate Brad Bohannon ... Ranked 11th in the PBC in steals and was thrown out just once ... Began the season with a 17-game hitting streak and ended the season on a 14-game hitting streak ... Went 4-for-5 with three steals against Kutztown on March 11. **JUNIOR COLLEGE:** Played for two seasons for New Mexico JC, the NJCAA DI World Series Champions in 2005 ... Hit .333 with 12 SB as a freshman ... Hit .454 with 11 SB as a junior. **PERSONAL:** Born Marc Ervin Noble on March 28, 1985, in North Vancouver, B.C., his hometown. ... Son of Murray and Linda Noble ... Majoring in economics ... Enjoys playing drums, snowboarding and surfing ... Lists Mickey Mantle as a favorite sports personality.

Marc Noble' Career Statistics

Year	GP-GS	AB	R	H	2B	3B	HR	RBI	BB	K	SB-SBA	Avg.
2006	49-48	171	41	67	7	1	0	24	22	18	19-20	.392
1 Year	49-48	171	41	67	7	1	0	24	22	18	19-20	.392



Ross Partee

6-3 • 210 • Junior • RHP • B:R T:R
Vero Beach, Fla. • Indian River CC

31

Junior hurler who will be counted on as one of the Pirates' starting pitchers for 2007. **JUNIOR COLLEGE:** Played for two seasons at Indian River CC ... Named team's best pitchers as a sophomore ... Also named to the FCCAA All-Academic team as a sophomore. **HIGH SCHOOL:** Played for two seasons at Vero Beach HS in Vero Beach, Fla. **PERSONAL:** Born Ross Philip Partee on May 1, 1985 in Vero Beach, Fla., his hometown. ... Son of Jean Lindsey and Phil Partee ... Majoring in criminal justice ... Enjoys hunting and fishing ... Lists Jim Edmonds as a favorite sports personality.



Vyt Rivers

5-10 • 190 • Senior • LHP • B:L T:L
Laurel, Md. • Northwest Shoals (Ala.) CC

34


Lefy reliever from last season who will move into the starting rotation for the 2007 season. **2007:** Appeared in a team-high 27 games, third-most in a single season in AASU history, going 3-0 with a 4.14 ERA and four saves ... Gave up 47 hits in 41.1 innings, walking just eight while striking out 30 ... Saved both ends of a doubleheader sweep of Southern Connecticut State on February 18 ... Hurlled three innings of one-run ball to pick up a save against Columbus State on April 15 ... Pitched two shutout innings to pick up a 4-3 win over Wayne State (Neb.) on March 9. **JUNIOR COLLEGE:** Played for two years at Northwest Shoals CC in Alabama ... Earned second-team All-Conference honors as a sophomore, winning eight games and compiling a 2.43 ERA in 77.2 innings pitched. **HIGH SCHOOL:** Played for four years at Athlalon HS in Columbia, Md ... Earned first-team All-County and All-Metro honors for the Raiders. **PERSONAL:** Born Vytas Christopher Rivers on August 21, 1985, in Washington, D.C. ... Hometown is Laurel, Md. ... Son of Laima and Tom Rivers ... Majoring in criminal justice ... Enjoys playing all sports and listening to music ... Cal Ripken, Jr. is a favorite sports personality.

Vyt Rivers' Career Statistics

Year	GP-GS	W-L	Svs	CG	IP	H	R	ER	BB	SO	ERA
2006	27-0	3-0	4	0	41.1	47	26	19	8	30	4.14
1 Year	27-0	3-0	4	0	41.1	47	26	19	8	30	4.14



Noble had the third highest batting average in the PBC in 2006 at .392



Jacob Roberson

6-3 • 190 • Senior • RHP • B:R T:R
Altamont, Ill. • Kaskaskia (Ill.) JC

46

Senior righthander who will be an important part of the Pirates' pen in 2007. **2006:** Pitched in 14 games, starting 11, for the Pirates as a junior in 2006 ... Went 4-2 with a 4.82 ERA ... Gave up 83 hits in 65.1 innings pitched, walking just 19 and striking out 48 ... Pitched six innings, giving up six hits and one earned run in a 13-6 win over North Georgia on 2/26 ... Hurlled four innings of shutout ball for a save in AASU's 6-0 win over North Greenville on 2/10 ... Pitched six innings, giving up two runs and striking out five in a 14-6 win over Southern Connecticut State on 2/19. **JUNIOR COLLEGE:** Played for two seasons at Kaskaskia JC in Illinois ... Set a school record for wins in a season with 11 as a sophomore, compiling a 2.83 ERA in 73 innings pitched, giving up just 59 hits. **HIGH SCHOOL:** Played for four years at Altamont HS in Altamont, Ill. **PERSONAL:** Born Jacob Ryan Roberson on August 8, 1984, in Mt. Vernon, Ill. ... Hometown is Altamont, Ill. ... Son of Kevin and Lisa Roberson ... Majoring in psychology ... Enjoys fishing, playing golf and wrestling.

Jacob Roberson's Career Statistics

Year	GP-GS	W-L	Svs	CG	IP	H	R	ER	BB	SO	ERA
2006	14-11	4-2	1	0	65.1	83	42	35	19	48	4.82
1 Year	14-11	4-2	1	0	65.1	83	42	35	19	48	4.82



Dave Roessler

6-1 • 185 • Freshman • LHP • B:L T:L
Indianapolis, Ind. • Ben Davis HS

40

Lefthander who will be the Pirates' second lefthander out of the pen in 2007. **2006:** Red-shirted the 2006 season. **HIGH SCHOOL:** Played for three years at Ben Davis HS in Indianapolis. **PERSONAL:** Born David Roessler on May 14, 1987, in Indianapolis, Ind., his hometown ... Son of Susan Nielsen ... Majoring in physical therapy ... Enjoys fishing, hunting and playing golf ... Lists Peyton Manning as a favorite sports personality.



Chris Smith

6-1 • 210 • Junior • Catcher • B:R T:R
McDonough, Ga. • South Georgia JC

24

Junior college transfer who will see time behind the plate and at designated hitter for the Pirates in 2007. **JUNIOR COLLEGE:** Played for two years at South Georgia College ... Named team MVP as a sophomore. **HIGH SCHOOL:** Played for three years at Jonesboro High School ... Earned Georgia Dugout Club Player of the Week honors as a senior. **PERSONAL:** Born Christopher Thomas Smith on April 5, 1986 in Jonesboro, Ga., his hometown ... Son of Rebecca and Richard Smith ... Majoring in general studies ... Enjoys watching movies, cars and weightlifting ... Mike Metheny is a favorite sports personality.



Josh Wilson

5-10 • 185 • Freshman • INF • B:R T:R
Springfield, Ga. • Effingham County HS

1

Redshirt freshman who will move into the starting lineup at second base for the 2007 season. **2006:** Redshirted the 2006 season for the Pirates. **HIGH SCHOOL:** Played for four years at Effingham County HS ... Earned team offensive award as a junior and a senior ... Selected to Team Georgia as a sophomore ... Attended Chipola JC but did not play baseball. **PERSONAL:** Born Joshua Shane Webb on May 12, 1987, in Savannah, Ga. ... Hometown is Springfield, Ga. ... Son of Don and Karen Wilson ... Uncle, Andy Dotson, played football at the University of Georgia ... Undecided in major ... Enjoys hunting and fishing ... Alex Rodriguez is a favorite sports personality.

Diamond[®]

***High Performance
Baseball Equipment***



**Official Ball of the
Peach Belt Conference**



Simply the Best[™]

diamond-sports.com

800-366-2999

2006 AASU Final Statistics

Hitting

NAME	G-GS	AB	R	H	BA	2B	3B	HR	RBI	TBSLG%	BB	SB-SBA	OB%	
Bohannon.....	44-37	150	38	59	.393	5	4	3	37	81	.540	20	7-15	.466
Noble.....	49-48	171	41	67	.392	7	1	0	24	76	.444	22	19-20	.470
Marek.....	56-56	243	62	89	.366	9	7	6	51	130	.535	28	24-27	.437
Heflin.....	56-54	208	39	75	.361	17	1	5	54	109	.524	25	2-3	.436
Lewis.....	47-40	174	24	62	.356	11	3	5	37	94	.540	9	4-6	.405
Donate.....	56-56	216	36	71	.329	20	1	3	39	102	.472	24	2-4	.398
Hotzak.....	59-59	189	46	58	.307	14	0	1	32	75	.397	42	1-2	.444
Dallas.....	59-59	202	40	57	.282	5	3	1	29	71	.351	32	16-21	.407
Gundolff.....	54-51	161	36	44	.273	12	0	1	30	59	.366	45	3-4	.458
Combs.....	55-54	180	36	46	.256	7	0	4	21	65	.361	19	0-1	.330
Davis.....	31-12	62	4	14	.226	3	0	2	15	23	.371	1	1-1	.234
Evans.....	16-2	11	8	2	.182	0	0	0	2	2	.182	2	4-4	.357
Kaufman.....	11-1	12	1	2	.167	0	0	0	0	2	.167	3	0-0	.333
Hudson.....	19-2	24	5	3	.125	0	0	1	2	6	.250	2	0-1	.192
AASU.....	59-59	2003	416	649	.324	110	20	32	373	895	.447	274	83-109	.416
Opponents	59-59	1995	301	556	.279	90	13	27	266	753	.377	240	45-82	.363

Pitching

NAME	G-GS	CG	W-L	S	ERA	IP	H	R	ER	BB	K	AB	BAA
Nalutka.....	26-0	0	4-1	7	1.51	35.2	30	9	6	13	44	131	.229
J. Ducey.....	15-15	2	8-2	0	3.17	93.2	93	43	33	42	73	356	.261
Leatherwood.....	17-17	1	6-4	0	3.40	92.2	92	45	35	39	91	356	.258
A. Ducey ...	24-0	0	5-5	0	4.02	47.0	42	27	21	28	51	169	.249
Whitfield ...	19-1	0	1-1	0	4.09	22.0	29	16	10	20	16	90	.322
Rivers.....	27-0	0	3-0	4	4.14	41.1	47	26	19	8	30	165	.285
Roberson ...	14-11	0	4-2	1	4.82	65.1	83	42	35	19	48	263	.316
Horst.....	16-14	0	4-2	0	4.86	63.0	66	39	34	43	60	247	.267
Stelster.....	21-0	0	3-1	1	6.55	34.1	49	32	25	13	27	146	.336
Lane.....	6-0	0	1-0	0	7.71	7.0	8	7	6	4	4	31	.258
Johnson.....	9-1	0	1-0	0	14.46	9.1	17	15	15	11	8	41	.415
AASU.....	59-59	3	40-18	13	4.21	511.1	556	301	239	340	452	1995	.279
OPP.....	59-59	5	18-40	8	6.56	490.0	649	416	357	274	356	2003	.324



2006 AASU Baseball Season Results

DATE	DIV	W-L	PBC	REG.	SCORE	OPPONENT	PITCHER	
2-4	II	0-0-1			6-6	Tusculum	None	
2-5	II	1-0-1			6-3	Barry	Horst	(W 1-0)
2-6	II	2-0-1			9-4	Tusculum	J. Ducey	(W 1-0)
2-10	II	3-0-1		1-0	6-0	North Greenville	Leatherwood	(W 1-0)
2-10	II	4-0-1		2-0	16-0	North Greenville	Horst	(W 2-0)
2-17	II	5-0-1			7-6 (10 inn.)	Southern Conn. State	Rivers	(W 1-0)
2-18	II	6-0-1			8-7	Southern Conn. State	Lane	(W 1-0)
2-18	II	7-0-1			9-6	Southern Conn. State	A. Ducey	(W 1-0)
2-19	II	8-0-1			14-6	Southern Conn. State	Roberson	(W 1-0)
2-26	II	9-0-1	1-0	3-0	13-6	+North Georgia	Roberson	(W 2-0)
2-27	II	10-0-1	2-0	4-0	5-1	+North Georgia	J. Ducey	(W 2-0)
2-27	II	11-0-1	3-0	5-0	6-4	+North Georgia	A. Ducey	(W 2-0)
3-2	II	12-0-1		6-0	13-3	Claffin	Johnson	(W 1-0)
3-4	II	13-0-1			8-2	*Valdosta State	Leatherwood	(W 2-0)
3-5	II	14-0-1			9-7	*Concord (W. Va.)	Stelter	(W 1-0)
3-6	II	15-0-1			10-7	*Wayne State (Neb.)	Whitfield	(W 1-0)
3-7	II	16-0-1			7-4	*Concord (W. Va.)	J. Ducey	(W 3-0)
3-9	II	17-0-1			4-3	*Wayne State (Neb.)	Rivers	(W 2-0)
3-11	II	18-0-1			8-4	*Kutztown	Nalutka	(W 1-0)
3-12	II	19-0-1			12-5	*Missouri Western St.	Roberson	(W 3-0)
3-13	II	20-0-1			4-3	*Fairmont State	Stelter	(W 2-0)
3-14	II	21-0-1			14-10	*Wisconsin-Parkside	Leatherwood	(W 3-0)
3-16	II	21-1-1			5-8	*Kutztown	A. Ducey	(L 2-1)
3-18	II	21-2-1	3-1	6-1	4-5	+at Lander	A. Ducey	(L 2-2)
3-19	II	22-2-1	4-1	7-1	5-0	+at Lander	J. Ducey	(W 4-0)
3-19	II	22-3-1	4-2	7-2	2-5	+at Lander	Leatherwood	(L 3-1)
3-25	II	23-3-1	5-2	8-2	5-4	+UNC Pembroke	Leatherwood	(W 4-1)
3-25	II	24-3-1	6-2	9-2	18-9	+UNC Pembroke	J. Ducey	(W 5-0)
3-26	II	24-4-1	6-3	9-3	4-5	+UNC Pembroke	Roberson	(L 3-1)
3-28	II	25-4-1		10-3	7-0	vs. St. Andrews	Horst	(W 3-0)
4-1	II	25-5-1	6-4	10-4	7-8	+USC Upstate	Roberson	(L 3-2)
4-1	II	25-6-1	6-5	10-5	1-7	+USC Upstate	Leatherwood	(L 4-2)
4-2	II	26-6-1	7-5	11-5	8-3	+USC Upstate	Horst	(W 4-0)
4-6	II	27-6-1		12-5	22-6	vs. Barton	Roberson	(W 4-2)
4-9	II	27-7-1	7-6	12-6	5-8	+at Francis Marion	A. Ducey	(L 2-3)
4-9	II	27-8-1	7-7	12-7	0-1 (8 inn.)	+at Francis Marion	J. Ducey	(L 5-1)
4-10	II	27-9-1	7-8	12-8	6-7 (10 inn.)	+at Francis Marion	Whitfield	(L 1-1)
4-11	II	28-9-1			6-5	Valdosta State	A. Ducey	(W 3-3)
4-14	II	29-9-1	8-8	13-8	9-2	+at Columbus State	J. Ducey	(W 6-1)
4-15	II	30-9-1	9-8	14-8	5-4	+at Columbus State	A. Ducey	(W 4-3)
4-15	II	31-9-1	10-8	15-8	5-3	+at Columbus State	Leatherwood	(W 5-2)
4-17	II	32-9-1		16-8	10-9	Pfeiffer	Nalutka	(W 2-0)
4-18	II	33-9-1		17-8	5-4 (10 inn.)	Pfeiffer	Rivers	(W 3-0)
4-22	II	34-9-1	11-8	18-8	11-7	+at Augusta State	Stelter	(W 3-0)
4-23	II	35-9-1	12-8	19-8	8-5 (10 inn.)	+at Augusta State	Nalutka	(W 3-0)
4-23	II	36-9-1	13-8	20-8	5-1	+at Augusta State	Leatherwood	(W 6-2)
4-25	II	37-9-1			7-6	at Valdosta State	A. Ducey	(W 5-3)
4-29	II	37-10-1	13-9	20-9	6-12	+GCSU	J. Ducey	(L 6-2)
4-30	II	37-11-1	13-10	20-10	3-6	+GCSU	Horst	(L 4-1)
4-30	II	37-12-1	13-11	20-11	4-5 (8 inn.)	+GCSU	Nalutka	(L 3-1)
5-5	II	38-12-1	14-11	21-11	4-3	+at USC Aiken	J. Ducey	(W 7-2)
5-6	II	38-13-1	14-12	21-12	3-4	+at USC Aiken	Horst	(L 4-2)
5-6	II	38-14-1	14-13	21-13	2-4	+at USC Aiken	Leatherwood	(L 6-3)
5-11	II	39-14-1			4-3	%vs. Francis Marion	Nalutka	(W 4-1)
5-12	II	39-15-1			3-9	%at USC Aiken	A. Ducey	(L 5-4)
5-13	II	39-16-1			5-14	%vs. GCSU	A. Ducey	(L 5-5)
5-18	II	40-16-1			9-4	\$vs. Columbus State	J. Ducey	(W 8-2)
5-19	II	40-17-1			3-9	\$vs. Francis Marion	Leatherwood	(L 6-4)
5-20	II	40-18-1			6-9	\$vs. USC Aiken	Stelter	(L 3-1)

*= 2006 Savannah Invitational; += Peach Belt Conference; %= 2006 PBC Tournament; \$= 2006 NCAA South Atl. Regional



Final Collegiate Baseball DII Polls

1988

1. Florida Southern
2. Cal. St.-Sacramento
3. Jacksonville State
4. **Armstrong State**
5. New Haven
6. Lewis
7. Tampa
8. Columbus
9. Delta State
10. Cal. Poly-Pomona
11. Mankato State
12. Central Missouri St.
13. Mansfield
14. Troy State
15. Indiana (Pa.)
16. Lowell
17. UC Riverside
18. St. Thomas
19. Quinnipiac
20. Cal. Poly-SLO
21. Slippery Rock
22. Norfolk State
23. CS Chico
24. St. Joseph's
25. Eckerd
26. CS Los Angeles
27. Florida Atlantic
28. SIU-Edwardsville
29. Adelphi
30. Kentucky Wesleyan

1990

1. **Armstrong State**
2. New Haven
3. Florida Southern
4. Indiana (Pa.)
5. SIU-Edwardsville
6. Tampa
7. UC Davis
8. CS Northridge
9. Lewis
10. Rollins
11. Norfolk State
12. Sacred Heart
13. UC Riverside
14. Central Missouri St.
15. Missouri Southern
16. Troy State
17. Columbus
18. Jacksonville State
19. South Dakota State
20. Mankato State
21. Northern Kentucky
22. Ferris State
23. Philadelphia Textile
24. American Int'l
25. Merrimack
26. North Alabama
27. Sonoma State
28. NW Missouri State
29. Chapman
30. Florida Atlantic

1992

1. Tampa
2. Mansfield
3. Florida Southern
4. Cal. Poly-SLO
5. Missouri Southern
6. USC Aiken
7. Lewis
8. **Armstrong State**
9. UC Riverside
10. Livingstone
11. North Alabama
12. Shippensburg
13. Florida Tech
14. Southern Indiana
15. Missouri-St. Louis
16. Sonoma State
17. Sacred Heart
18. Columbus
19. SIU-Edwardsville
20. Longwood
21. South Dakota State
22. Valdosta State
23. Springfield
24. UC Davis
25. Troy State
26. Adelphi
27. Slippery Rock
28. St. Rose
29. Cameron
30. Florida Atlantic
- UT-Martin

1994

1. Central Missouri St.
2. Florida Southern
3. Lewis
4. Delta State
5. **Armstrong State**
6. Mansfield
7. UC Riverside
8. Springfield
9. UC Davis
10. North Florida
11. CS Dominguez Hills
12. Tampa
13. Central Oklahoma
14. Georgia College
15. Southern Indiana
16. Edinboro
17. Columbus
18. Cal. Poly-SLO
19. South Dakota State
20. St. Rose
21. Rollins
22. Missouri-St. Louis
23. Wingate
24. Mercyhurst
25. Southern Colorado
26. North Alabama
27. Jacksonville State
28. Adelphi
29. Grand Valley State
30. New Haven

1989

1. **Armstrong State**
2. Jacksonville State
3. New Haven
4. Cal. Poly-SLO
5. Rollins
6. Central Missouri St.
7. Florida Southern
8. Lewis
9. North Alabama
10. Slippery Rock
11. Tampa
12. Cal. St.-Sacramento
13. Northern Kentucky
14. San Francisco State
15. Columbus
16. Mankato State
17. Delta State
18. SIU-Edwardsville
19. CS Northridge
20. Eckerd
21. Shippensburg
22. NW Missouri State
23. Troy State
24. Springfield
25. Bellarmine
26. West Georgia
27. Norfolk State
28. Adelphi
29. Metropolitan State
30. Southern Indiana

1991

1. Florida Southern
2. Jacksonville State
3. Delta State
4. UC Riverside
5. Mo. So. State
6. Longwood
7. SIU Edwardsville
8. Lewis
9. North Alabama
10. American Int'l
11. Cal. Poly-SLO
12. **Armstrong State**
13. North Alabama
14. Troy State
15. Sonoma State
16. UMass Lowell
17. Slippery Rock
18. Regis
19. Florida Tech
20. Sacred Heart
21. Cal. Poly Pomona
22. Mercyhurst
23. Central Missouri St.
24. New Haven
25. Livingstone
26. USC Spartanburg
27. Lewis
28. CS Stanislaus
29. St. Cloud State
30. St. Joseph's

1993

1. Tampa
2. Cal. Poly-SLO
3. Troy State
4. Mansfield
5. USC Aiken
6. North Alabama
7. UC Davis
8. Missouri-St. Louis
9. Adelphi
10. Florida Atlantic
11. **Armstrong State**
12. Slippery Rock
13. Rollins
14. North Dakota
15. Florida Southern
16. Southern Indiana
17. Valdosta State
18. South Dakota State
19. Francis Marion
20. Jacksonville State
21. Cal. Poly Pomona
22. Springfield
23. New Haven
24. Mesa State
25. Central Missouri St.
26. Mankato State
27. Longwood
28. Emporia State
29. Sacred Heart
30. Lewis

1995

1. Florida Southern
2. Georgia College
3. Central Missouri St.
4. Valdosta State
5. North Alabama
6. Wingate
7. UC Riverside
8. Tampa
9. Bloomsburg
10. Kennesaw State
11. North Florida
12. Ashland
13. Delta State
14. Missouri Southern
15. Mansfield
16. New Haven
17. UC Davis
18. Lewis
19. UMass Lowell
20. St. Joseph's
21. Barry
22. Mercyhurst
23. Columbus
24. San Francisco State
25. St. Rose
26. Saint Leo
27. South Dakota State
28. Missouri-St. Louis
29. Adelphi
30. SIU-Edwardsville



Final Collegiate Baseball DII Polls



1996

1. Kennesaw State
2. St. Joseph's
3. Delta State
4. Tampa
5. Missouri-St. Louis
6. Adelphi
7. Columbus
8. Southern Colorado
9. Florida Southern
10. Mercyhurst
11. Abilene Christian
12. Shippensburg
13. Lewis
14. UC Riverside
15. Central Missouri St.
16. Alabama-Huntsville
17. Cal State Chico
18. Saint Leo
19. Mankato State
20. Lincoln Memorial
21. Mount Olive
22. North Alabama
23. Merrimack
24. Slippery Rock
25. CS Dominguez Hills
26. Wingate
27. New Haven
28. Fort Hays State
29. North Dakota State
30. Georgia College

1998

1. Tampa
2. Kennesaw State
3. West Georgia
4. Cal State Chico
5. Central Missouri St.
6. Alabama-Huntsville
7. St. Joseph's
8. SIU-Edwardsville
9. Barry
10. Delta State
11. North Alabama
12. Indianapolis
13. Millersville
14. Fort Hays State
15. Florida Southern
16. Mount Olive
17. Missouri-St. Louis
18. Columbus State
19. **Armstrong Atlantic**
20. Presbyterian
21. North Florida
22. New Haven
23. UMass Lowell
24. West Virginia State
25. A&M Kingsville
26. Slippery Rock
27. Sonoma State
28. Central Oklahoma
29. Saint Leo
30. Queens (N.Y.)
Abilene Christian

2000

1. SE Oklahoma
2. Fort Hays State
3. North Florida
4. Cal State Chico
5. Delta State
6. Georgia C&SU
Indianapolis
8. Slippery Rock
9. Central Missouri St.
10. Gardner-Webb
11. Florida Southern
12. Tampa
13. Rockhurst
14. Abilene Christian
15. Mount Olive
16. Millersville
17. Kennesaw State
18. North Alabama
19. Alabama-Huntsville
20. Montevallo
21. Quincy
22. Texas Wesleyan
23. Grand Canyon
24. Columbus State
25. **Armstrong Atlantic**
26. Saginaw Valley St.
27. Saint Leo
28. Saint Rose
29. Shippensburg
30. Minn.-St. Mankato
West Virginia State

2002

1. Columbus State
2. Cal State Chico
3. Central Missouri St.
4. Delta State
5. Kennesaw State
6. UMass-Lowell
7. Abilene Christian
8. Ashland
9. Florida Southern
10. North Florida
11. Central Oklahoma
12. Kutztown
13. Tampa
14. GC&SU
15. Valdosta State
16. Rollins
17. Southern Arkansas
18. Alabama-Huntsville
19. Southern Colorado
20. USC Aiken
21. Northern Kentucky
22. Mesa State
23. North Alabama
24. Grand Canyon
25. Fort Hays State
26. Concordia (N.Y.)
27. Carson-Newman
28. Saginaw Valley State
29. Shepherd
30. Minn.-St. Mankato

1997

1. Cal State Chico
2. Central Oklahoma
3. Tampa
4. Kennesaw State
5. Florida Southern
6. Central Missouri St.
7. GC&SU
8. Mount Olive
9. SIU Edwardsville
10. Fort Hays State
11. North Florida
12. North Alabama
13. Quincy
14. Alabama-Huntsville
15. Mercyhurst
16. Elon
17. Mesa State
18. UC Riverside
19. Adelphi
20. Slippery Rock
21. Shepherd
22. Delta State
23. Saint Leo
24. Pittsburg State
25. West Georgia
26. UMass-Lowell
27. Indianapolis
28. Southern Colorado
29. Valdosta State
30. Mansfield

1999

1. Cal State Chico
2. Kennesaw State
3. West Virginia State
4. North Alabama
5. North Florida
6. Rockhurst
7. SE Oklahoma State
8. Carson-Newman
9. Florida Southern
10. **Armstrong Atlantic**
11. Alabama-Huntsville
12. Adelphi
13. Delta State
14. Mount Olive
15. Ashland
16. Quincy
17. Columbus State
18. Pittsburg State
19. Central Missouri St.
20. UMass-Lowell
21. Sonoma State
22. Saint Leo
23. Kutztown
24. Lander
25. Slippery Rock
26. St. Joseph's
27. Mesa State
28. Indianapolis
29. Abilene Christian
30. GC&SU
Missouri-St. Louis
Shippensburg

2001

1. St. Mary's (Tex.)
2. Central Missouri St.
3. North Florida
Delta State
5. Tampa
6. Kennesaw State
7. Sonoma State
8. Alabama-Huntsville
9. Abilene Christian
10. GC&SU
11. SIU Edwardsville
12. Indianapolis
UMass-Lowell
14. Central Oklahoma
15. **Armstrong Atlantic**
16. Kutztown
17. Southern Arkansas
18. Lander
19. Saint Leo
20. Valdosta State
21. Florida Southern
22. Columbus State
23. Minn.-St. Mankato
24. Lenoir-Rhyne
25. NM Highlands
26. Southern Colorado
27. Slippery Rock
Wayne State (Neb.)
Missouri Southern
30. Mesa State
Belmont Abbey
CS San Bernardino
Fort Hays State

2003

1. Central Missouri St.
2. Tampa
3. Kennesaw State
4. Delta State
5. North Florida
6. Florida Southern
7. Franklin Pierce
8. Abilene Christian
9. **Armstrong Atlantic**
10. Central Oklahoma
11. Grand Valley State
12. Slippery Rock
13. UC Davis
14. Sonoma State
Missouri-St. Louis
16. Southeastern Okla.
17. Fort Hays State
18. Francis Marion
19. West Florida
20. Western Oregon
21. Southern Arkansas
22. Columbus State
23. Cal State Chico
24. UMass-Lowell
25. Indianapolis
26. Nova Southeastern
27. Lynn
Rockhurst
29. Shippensburg
30. Southern Colorado

2004

- Delta State
- Grand Valley State
- Central Missouri State
- Rollins
- Columbus State
- Bryant
- North Florida
- Cal State Chico
- Kutztown
- Southern Arkansas
- Florida Southern
- Tampa
- Colorado St.-Pueblo
- Ashland
- Pfeiffer
- Catawba
- Sonoma State
- Mesa State
- Augusta State
- Incarnate Word
- Shippensburg
- St. Mary's (Texas)
- Wisconsin-Parkside
- Alabama-Huntsville
- Mount Olive
- West Virginia State
- Wayne State (Neb.)
- Dowling
- GCSU
- Valdosta State

2005

- Florida Southern
- North Florida
- Central Missouri State
- Delta State
- Central Oklahoma
- West Virginia State
Cal State Chico
- Tampa
- Grand Valley State
- Kennesaw State
- Abilene Christian
- USC Aiken
- Tusculum
- Francis Marion
- Western Oregon
- Mesa State
- Rollins
- Armstrong Atlantic**
- West Alabama
- Wisconsin-Parkside
- North Alabama
Southern Conn. State
- Wayne State (Neb.)
- West Chester
- Kutztown
- St. Joseph's (Ind.)
- UC San Diego
- GC&SU
- Franklin Pierce
- New Mexico Highlands
Slippery Rock
Nebraska Omaha

2006

- Tampa
- Cal State Chico
- Montevallo
- Franklin Pierce
- Ashland
- Francis Marion
- GCSU
- West Chester
- Emporia State
- Catawba
- Grand Valley State
- Kutztown
- West Virginia State
- Columbus State
- Minn. St.-Mankato
- USC Aiken
- Central Missouri St.
- Southern Arkansas
- Cal State Los Angeles
- Abilene Christian
- Western Oregon
- Florida Southern
- CS Dominguez Hills
- Armstrong Atlantic**
Incarnate Word
- Tusculum
- West Alabama
SIU Edwardsville
Florida Gulf Coast
- Central Oklahoma
Angelo State
Mesa State



Matt Nalutka finished his AASU career by saving a school-record 19 games in two seasons. He also set an unofficial NCAA DII record by pitching in 29 consecutive scoreless appearances in 2005.

2007 Collegiate Baseball Division II Preseason Poll

Rk	School	2006	Pts	Prv
1.	Tampa	54-6	640	1
2.	GCSU	53-12	614	T7
3.	Cal State Chico	46-21	612	2
4.	Florida Southern	38-19	596	22
5.	Montevallo	43-18	566	3
6.	Francis Marion	41-18	564	6
7.	Ashland	47-17	560	5
8.	Emporia State	48-13	516	9
9.	Central Missouri State	44-16	490	17
10.	Franklin Pierce	46-13	486	4
11.	Kutztown	44-14	480	12
12.	Grand Valley State	47-10	472	11
13.	Delta State	37-15	462	RV
14.	Columbus State	41-20	450	14
15.	Central Oklahoma	40-20	420	T30
16.	Florida Gulf Coast	41-17	378	T27
17.	Abilene Christian	44-18	360	20
18.	Mesa State	39-19	356	T30
19.	West Chester	39-20	348	T7
20.	Mount Olive	39-16	344	RV
21.	Minnesota State Mankato	43-13	322	15
22.	USC Aiken	45-19	314	16
23.	Northern Kentucky	42-20-1	312	RV
24.	St. Mary's (Texas)	36-18	282	RV
25.	Tusculum	40-14-1	250	26
26.	Western Oregon	40-16	214	21
27.	Quincy	40-20	206	RV
28.	Catawba	47-14	200	10
29.	California (Pa.)	33-18	176	RV
30.	UC San Diego	35-24	166	RV
	UMass-Lowell	37-14	166	RV
32.	Nebraska Omaha	45-14	164	RV
33.	Angelo State	41-16	154	T30
34.	Rockhurst	36-22	126	RV
35.	West Virginia State	45-9-1	98	13
	Cal State Los Angeles	36-16-1	98	19
37.	USC Upstate	33-24	68	RV
	SIU Edwardsville	40-19-1	68	T27
39.	Nova Southeastern	33-19	32	NR
	Ouachita Baptist	31-24	32	NR
	Wayne State (Neb.)	37-15-1	32	RV
	Southern Conn. State	36-19	32	RV
	Slippery Rock	34-22	32	NR

Others Receiving Votes: AASU 26, CS Dominguez Hills 18, Fort Hays State 16, West Alabama 8, Southern Arkansas 4, Shippensburg 4, Erskine 4, Barry 2, Lynn 2, Saint Leo 2, UNC Pembroke 2, Lander 2, Shepherd 2, Ohio Valley 2, Dominican 2, New Haven 2, Northwest Missouri State 2, Missouri Western State 2, North Alabama 2, West Florida 2, Mercyhurst 2, Colorado State - Pueblo 2, Sonoma State 2.



2006 NCAA Division II Regional Recap

Region	Seed	Record	Team	Finish	Final Record
<u>South Atlantic</u>	1	49-10	GCSU	2	53-12
	2	37-15	Francis Marion	1	41-18
	3	41-18	Columbus State	5	41-20
	4	39-16-1	Armstrong Atlantic	4	40-18-1
	5	43-17	USC Aiken	3	45-19
	6	39-12	Mount Olive	6	39-14

Results: May 18: GCSU 13, Mount Olive 8, Francis Marion 8, USC Aiken 3, Armstrong Atlantic 9, Columbus State 4. **May 19:** USC Aiken 3, Mount Olive 2, GCSU 16, Columbus State 2, Francis Marion 9, Armstrong Atlantic 3. **May 20:** Francis Marion 3, GCSU 2, USC Aiken 9, Armstrong Atlantic 6, GCSU 16, USC Aiken 7. **May 21:** GCSU 7, Francis Marion 0. Francis Marion 7, GCSU 4. **Francis Marion advances.**

<u>South</u>	1	46-6	Tampa	1	54-6
	2	39-15	Florida Gulf Coast	3	41-17
	3	44-12	Catawba	2	47-14
	4	38-17	Florida Southern	5	38-19
	5	33-21	Lynn	4	34-23
	6	23-31	Albany State	6	23-33

Results: May 18: Tampa 14, Albany State 0, Florida Gulf Coast 7, Lynn 5, Catawba 9, Florida Southern 8 (10). **May 19:** Lynn 12, Albany State 7, Tampa 8, Florida Southern 3, Florida Gulf Coast 10, Catawba 7. **May 20:** Tampa 12, Florida Gulf Coast 5, Catawba 14, Lynn 8, Catawba 5, Florida Gulf Coast 3. **May 21:** Tampa 15, Catawba 5. **Tampa advances.**

<u>South Central</u>	1	43-16	Abilene Christian	5	44-18
	2	38-16	Southern Arkansas	3	40-18
	3	37-16	Montevallo	1	43-18
	4	41-20	West Alabama	4	42-22
	5	40-18	Central Oklahoma	6	40-20
	6	36-19	Incarnate Word	2	38-21

Results: May 18: Abilene Christian 8, Incarnate Word 5, Southern Arkansas 4, Central Oklahoma 3, Montevallo 6, West Alabama 0. **May 19:** Incarnate Word 4, Central Oklahoma 2, West Alabama 8, Abilene Christian 4, Montevallo 22, Southern Arkansas 2. **May 20:** Southern Arkansas 5, Abilene Christian 4, Incarnate Word 11, West Alabama 5, Montevallo 18, Southern Arkansas 4. **May 21:** Montevallo 9, Incarnate Word 8. **Montevallo advances.**

<u>North Atlantic</u>	1	43-7-1	West Virginia State	3	45-9-1
	2	40-12	Kutztown	2	44-14
	3	34-17	West Chester	1	39-20
	4	34-16	Shepherd	5	34-18
	5	36-25	Ohio Valley	4	37-27
	6	33-16	Pittsburgh - Johnstown	6	33-18

Results: May 18: West Virginia State 13, Pittsburgh-Johnstown 1, Kutztown 7, Ohio Valley 0. **May 19:** West Chester 9, Shepherd 5, Ohio Valley 2, Pittsburgh-Johnstown 1, West Virginia State 18, Shepherd 5, West Chester 5, Kutztown 1. **May 20:** West Chester 9, West Virginia State 4, Kutztown 10, Ohio Valley 3, Kutztown 15, West Virginia State 11. **May 21:** Kutztown 7, West Chester 4, West Chester 14, Kutztown 3. **West Chester advances.**

<u>Northeast</u>	1	40-10	Franklin Pierce	1	46-13
	2	35-10	New Haven	6	35-12
	3	36-12	Massachusetts - Lowell	4	37-14
	4	35-17	Southern Conn. State	2	38-19
	5	40-16	Dominican (N.Y.)	3	42-18
	6	30-13	Dowling	5	31-15

Results: May 18: Franklin Pierce 11, Dowling 10, Dominican 4, New Haven 3, UMass-Lowell 10, Southern Conn. State 3. **May 19:** Dowling 2, New Haven 1, Southern Conn. State 9, Franklin Pierce 2. **May 20:** Dominican 8, UMass-Lowell 7, Southern Conn. State 5, Dowling 3, Franklin Pierce 10, UMass-Lowell 6. **May 21:** Franklin Pierce 15, Dominican 13. **May 22:** Southern Conn. State 9, Dominican 5, Franklin Pierce 21, Southern Conn. State 1. **Franklin Pierce advances.**



2006 DII National Championships

Region	Seed	Record	Team	Finish	Final Record
North Central	1	44-8	Grand Valley State	2	47-10
	2	42-18-1	Northern Kentucky	6	42-20-1
	3	39-18	Quincy	4	40-20
	4	42-14	Ashland	1	48-17
	5	38-17-1	SIU Edwardsville	3	40-19-1
	6	35-20	Rockhurst	5	36-22

Results: May 18: Grand Valley State 2, Rockhurst 0. SIU Edwardsville 2, Northern Kentucky 0. Quincy 5, Ashland 3. **May 19:** Rockhurst 4, Northern Kentucky 1. Ashland 7, Grand Valley State 3. SIU Edwardsville 1, Quincy 0.

May 20: Grand Valley State 8, Quincy 7. Ashland 12, Rockhurst 4. Grand Valley State 3, SIU Edwardsville 1. **May 21:** Ashland 9, SIU Edwardsville 4. Ashland 2, Grand Valley State 1. **Ashland advances.**

Region	Seed	Record	Team	Finish	Final Record
Central	1	44-11	Emporia State	1	48-13
	2	40-11	Minn. State - Mankato	2	43-13
	3	43-12	Nebraska - Omaha	3	45-14
	4	37-13-1	Wayne State (Neb.)	5	37-15-1
	5	44-14	Central Missouri State	6	44-16
	6	30-23	Missouri Western State	4	31-25

Results: May 18: Emporia State 16, Missouri Western State 5. Minn. State-Mankato 8, Central Missouri State 6.

Nebraska-Omaha 6, Wayne State (Neb.) 4. **May 19:** Missouri Western State 16, Central Missouri State 8. Emporia State 8, Wayne State (Neb.) 1. Minn. State-Mankato 18, Nebraska-Omaha 2. **May 20:** Emporia State 4, Minn. State-Mankato 0. Nebraska-Omaha 10, Missouri Western State 3. Minn.-State Mankato 4, Nebraska-Omaha 3. **May 21:** Emporia State 9, Minn. State-Mankato 6 (10). **Emporia State advances.**

Region	Seed	Record	Team	Finish	Final Record
West	1	38-14	Western Oregon	3	40-16
	2	39-19	Cal State Chico	1	46-21
	3	39-17	Mesa State	5	39-19
	4	32-14-1	Cal State Los Angeles	2	35-16-1
	5	45-15	Fort Hays State	4	46-17
	6	35-22	Colorado State - Pueblo	6	35-24

Results: May 18: Western Oregon 5, Colorado State-Pueblo 4. Cal State Chico 5, Fort Hays State 3 (11). Cal State Los Angeles 10, Mesa State 2. **May 19:** Fort Hays State 17, Colorado State-Pueblo 3. Western Oregon 6, Mesa State 2. Cal State Chico 11, Cal State Los Angeles 2. **May 20:** Cal State Chico 7, Western Oregon 2. Cal State Los Angeles 8, Fort Hays State 1. Cal State Los Angeles 7, Western Oregon 4. **May 21:** Cal State Los Angeles 9, Cal State Chico 7. Cal State Chico 8, Cal State Los Angeles 1. **Cal State Chico advances.**

2006 NCAA Division II Baseball National Championship

Montgomery, Alabama • May 27 - June 3, 2006

Hosted by Valdosta State University

Saturday, May 27

Tampa 4, Francis Marion 3
 Montevallo 3, West Chester 2 (12)

Wednesday, May 31

Montevallo 10, West Chester 3
 Franklin Pierce 7, Ashland 2

Sunday, May 28

Ashland 14, Franklin Pierce 4
 Cal State Chico 2, Emporia State 1

Thursday, June 1

Tampa 13, Franklin Pierce 3
 Cal State Chico 9, Montevallo 5

Monday, May 29

West Chester 3, Francis Marion 2 (10)
 Tampa 5, Montevallo 4

Saturday, June 3

National Championship Game

Tampa 3, Cal State Chico 2 (10)

Tuesday, May 30

Franklin Pierce 4, Emporia State 0 (11)
 Cal State Chico 8, Ashland 4 (13)



The Pirates led the Peach Belt in team ERA and scoring from 1992 to 1994



2006 NCAA Division II All-America Teams

Pos.	First Team	Second Team	Third Team
1B	Jeff Miller West Virginia State	Jason Klug CSU Dominguez Hills	Jose Jiminez Tampa
2B	Ryan Taylor West Virginia State	Justin Randall Ashland	Brian Lauderdale North Georgia
3B	Brandon Bacon Central Oklahoma	Bridger Hunt Central Missouri State	Robbie Knapp Erskine
SS	Garrett Olson Franklin Pierce	Mike Deveaux GCSU	Greg Stotser Tusculum
INF	Brock Godwin Barton	John Raymond Hehn Christian Brothers	Bryan Duplissie Franklin Pierce
C	John Brummett Pittsburg State	Matt Smith Catawba	Jeremy Triche Southern Arkansas
OF	Lee Cruz Tampa	Casey Jirsa Ashland	Bryan Williamson Delta State
OF	Orlando Rosales Tampa	James Barksdale North Alabama	Collin Brown Shepherd
OF	Sean Van Elderen Mesa State	Brandon Anderson GCSU	Mark McBratney Emporia State
OF	Brandon Halstead West Virginia State	Jonathon Baksh Florida Tech	Ronnie Gaines Angelo State
DH	Kyle Jones West Virginia State	Joel Wells Abilene Christian	Mike Porchas New Mexico Highlands
P	Gabe Medina Emporia State	Rusty Rayborn Delta State	Ryan Williams St. Anselm
P	Sergio Perez Tampa	Nick Waechter Western Oregon	Nathan Starner Shippensburg
P	Dylan Owen Francis Marion	Grant Payton Grand Valley State	Cody Jones Southern Arkansas
P	Kyle Jones SIU Edwardsville	Michael Antonini GCSU	Bobby Lewton Fort Hays State
RP	Nick Wandless USC Aiken	Zach Andrews Montevallo	Marcus Martinez Cal State Chico Logan McElwain Rockhurst

DII National Player of the Year: Lee Cruz, Tampa

DII National Pitcher of the Year: Gabe Medina, Emporia State

DII National Position Player of the Year: Lee Cruz, Tampa

NCAA Division II Region Coaches of the Year

North Atlantic: Matt Brainard, West Chester

North Central: John Schaly, Ashland

South Central: Greg Goff, Montevallo

South: Joe Urso, Tampa

Northeast: Jayson King, Franklin Pierce

Central: Bob Fornelli, Emporia State

South Atlantic: Art Inabinet, Francis Marion

West: Lindsay Meggs, Cal State Chico

DII National Coach Of The Year: Joe Urso, Tampa



2006 South Atlantic Region Team

First Team

Pos.	Name	School
1B	Josh Carter	Mount Olive
2B	Brian Lauderdale	North Georgia
3B	Robbie Knapp	Erskine
SS	Mike Deveaux	GCSU
INF	Brock Godwin	Barton
C	Robert Davis	USC Aiken
OF	Brandon Anderson	GCSU
OF	Drew Candlin	Columbus State
OF	Michael Kohn	USC Upstate
OF	Truman Marek	Armstrong Atlantic
DH	Daniel Heflin	Armstrong Atlantic
P	Dylan Owen	Francis Marion
P	Michael Antonini	GCSU
P	Chris Munn	Lander
P	Korey Noles	Columbus State
RP	Nick Wandless	USC Aiken

Second Team

Pos.	Name	School
1B	Barrett Otto	UNC Pembroke
2B	J.J. Newman	Erskine
3B	Ian Kowalchuk	USC Aiken
SS	David Cooper	Mount Olive
INF	Jesse Barbaro	Lander
C	David Wise	Limestone
OF	Tyler Petty	Barton
OF	Alex Udvari	Belmont Abbey
OF	Michael McClain	Pfeiffer
OF	Carlos Gutierrez	Elizabeth City State
DH	Juan Adriatico	Erskine
P	Kevin Pucetas	Limestone
P	Scott Wandless	USC Aiken
P	Wes Sorrells	GCSU
P	Justin Staatz	Mount Olive
RP	Michael Newman	GCSU

South Atlantic Region Pitcher of the Year

Dylan Owen, Francis Marion

South Atlantic Region Player of the Year

Brian Lauderdale, North Georgia



NCAA II Regional Seedings, 1988-1991

1988

South Atlantic

- 1-Armstrong State
- 2-Columbus
- 3-Norfolk State
- 4-Kentucky Wesleyan

South

- 1-Florida Southern
- 2-Tampa

South Central

- 1-Delta State
- 2-Central Missouri
- 3-Troy State
- 4-Jacksonville State

Northeast

- 1-U. Mass.-Lowell
- 2-Quinnipiac
- 3-New Haven
- 4-Mansfield

North Central

- 1-Indiana (PA)
- 2-Mankato State
- 3-St. Joseph's (IN)
- 4-Lewis

West

- 1-Cal. State-Sacramento
- 2-Cal. Poly-Pomona

1989

South Atlantic

- 1-Armstrong State
- 2-Northern Kentucky
- 3-Bellarmino

South

- 1-Florida Southern
- 2-Tampa
- 3-Rollins

South Central

- 1-North Alabama
- 2-Jacksonville State
- 3-Delta State

North Atlantic

- 1-Slippery Rock
- 2-Norfolk State
- 3-Shippensburg

Northeast

- 1-New Haven
- 2-Springfield
- 3-Adelphi

North Central

- 1-Lewis
- 2-Mankato State
- 3-Southern Indiana

Central

- 1-Central Missouri
- 2-SIU-Edwardsville
- 3-N.W. Missouri State

West

- 1-Cal. State-Sacramento
- 2-Cal. Poly-San Luis Obispo
- 3-San Francisco State

1990

South Atlantic

- 1-Armstrong State
- 2-Columbus
- 3-Northern Kentucky

South

- 1-Florida Southern
- 2-Rollins
- 3-Tampa

South Central

- 1-Jacksonville State
- 2-Troy State
- 3-Missouri Southern State

North Atlantic

- 1-Indiana (PA)
- 2-Philadelphia Textile
- 3-Norfolk State

Northeast

- 1-New Haven
- 2-Sacred Heart
- 3-Merimack

North Central

- 1-Lewis
- 2-Mankato State
- 3-Ferris State

Central

- 1-SIU-Edwardsville
- 2-Central Missouri
- 3-South Dakota State

West

- 1-Cal. State-Northridge
- 2-UC-Riverside
- 3-UC-Davis

1991

South Atlantic

- 1-Armstrong State
- 2-Longwood
- 3-North Alabama

South

- 1-Florida Southern
- 2-Tampa
- 3-Florida Tech

South Central

- 1-Delta State
- 2-Jacksonville State
- 3-Troy State

North Atlantic

- 1-Slippery Rock
- 2-Mercyhurst
- 3-Shippensburg

Northeast

- 1-American International
- 2-U. Mass.-Lowell
- 3-Sacred Heart

North Central

- 1-St. Joseph's (IN)
- 2-St. Cloud
- 3-SIU-Edwardsville

Central

- 1-Missouri Southern State
- 2-Central Missouri
- 3-Regis (CO)

West

- 1-Cal. Poly-San Luis Obispo
- 2-Sonoma State
- 3-UC-Riverside



Daniel Heflin and Truman Marek earned first-team All-Region honors in 2006

NCAA II Regional Seedings, 1992-1999



1992

South Atlantic
1-Armstrong State
2-USC Aiken
3-Florida Tech

South
1-Florida Southern
2-Tampa
3-Valdosta State

South Central
1-Livingston
2-North Alabama
3-Columbus

North Atlantic
1-Mansfield
2-Longwood
3-Shippensburg

Northeast
1-Sacred Heart
2-Adelphi
3-Springfield

North Central
1-Lewis
2-Southern Indiana
3-South Dakota State

Central
1-Missouri Southern State
2-SIU-Edwardsville
3-Missouri-St. Louis

West
1-Cal. Poly-San Luis Obispo
2-Sonoma State
3-UC-Riverside

1993

South Atlantic
1-USC Aiken
2-Armstrong State
3-Francis Marion

South
1-Tampa
2-Florida Atlantic
3-Rollins

South Central
1-North Alabama
2-Troy State
3-Valdosta State

North Atlantic
1-Slippery Rock
2-Mansfield
3-Longwood

Northeast
1-New Haven
2-Springfield
3-Adelphi

North Central
1-Southern Indiana
2-South Dakota State
3-South Dakota

Central
1-Emoria State
2-Mesa State
3-Missouri-St. Louis

West
1-UC-Davis
2-Cal. Poly-San Luis Obispo
3-Cal. Poly-Pomona

1994

South Atlantic
1-Armstrong State
2-USC Aiken
3-Florida Tech

South
1-Florida Southern
2-Tampa
3-Valdosta State

South Central
1-Livingston
2-North Alabama
3-Columbus

North Atlantic
1-Mansfield
2-Longwood
3-Shippensburg

Northeast
1-Sacred Heart
2-Adelphi
3-Springfield

North Central
1-Lewis
2-Southern Indiana
3-South Dakota State

Central
1-Missouri Southern State
2-SIU-Edwardsville
3-Missouri-St. Louis

West
1-Cal. State-San Luis Obispo
2-Sonoma State
3-UC-Riverside

1995

South Atlantic
1-Kennesaw State
2-Wingate
3-Georgia College

South
1-North Florida
2-Florida Southern
3-Tampa

South Central
1-Valdosta State
2-Delta State
3-North Alabama

North Atlantic
1-Mansfield
2-Mercyhurst
3-Bloomsburg

Northeast
1-U. Mass-Lowell
2-St. Rose
3-New Haven

North Central
1-St. Joseph's (IN)
2-Ashland (OH)
3-Lewis

Central
1-Central Missouri
2-Missouri Southern
3-South Dakota State

West
1-UC-Riverside
2-San Francisco State
3-UC-Davis

1996

South Atlantic
1-Kennesaw State
2-Columbus State
3-Mount Olive

South
1-Florida Southern
2-Tampa
3-St. Leo

South Central
1-Delta State
2-Abilene Christian
3-Wingate

Northeast
1-New Haven
2-Adelphi
3-Merrimack

North Central
1-St. Joseph's (IN)
2-Mercyhurst
3-Lewis

West
1-UC Riverside
2-Southern Colorado
3-Cal. State Chico

Central
1-Central Missouri State
2-Missouri-St. Louis
3-Mankato State

North Atlantic
1-Shippensburg
2-Slippery Rock
3-West Virginia Wesleyan

1997

South Atlantic
1-Kennesaw State
2-Mount Olive
3-Georgia Col.&St.

South
1-Tampa
2-Florida Southern
3-North Florida

South Central
1-North Alabama
2-Central Oklahoma
3-Elon

North Atlantic
1-Shepherd
2-Mansfield
3-Slippery Rock

Northeast
1-Adelphi
2-St. Rose
3-Mass-Lowell

North Central
1-Mercyhurst
2-SIU-Edwardsville
3-Quincy

Central
1-Central Missouri State
2-Mankato State
3-Pittsburg State

West
1-Cal. State Chico
2-Fort Hays State
3-Mesa State

1998

South Atlantic
1-Kennesaw State
2-Armstrong Atlantic
3-Mount Olive
4-Columbus State

South
1-Tampa
2-Presbyterian
3-Barry
4-Florida Southern

South Central
1-West Georgia
2-Texas A&M-Kingsville
3-Alabama-Huntsville
4-Tarleton State

North Atlantic
1-Millersville
2-Slippery Rock
3-West Virginia State
4-West Liberty

Northeast
1-Mass-Lowell
2-Queens
3-New Haven
4-Bryant

North Central
1-SIU-Edwardsville
2-Missouri-St. Louis
3-Indianapolis
4-St. Joseph's

Central
1-Central Missouri State
2-Winona State
3-Northern Colorado
4-Pittsburg State

West
1-Fort Hays State
2-Cal. State LA
3-Cal. State Chico
4-Sonoma State

1999

South Atlantic
1-North Florida
2-Mount Olive
3-Kennesaw State
4-Armstrong Atlantic

South
1-Florida Southern
2-Carson-Newman
3-Saint Leo
4-Savannah State

South Central
1-North Alabama
2-SE Oklahoma State
3-Delta State
4-Alabama-Huntsville

North Atlantic
1-Kutztown
2-West Virginia State
3-Slippery Rock
4-Shippensburg

Northeast
1-Mass-Lowell
2-Concordia
3-Adelphi
4-Merrimack

North Central
1-Quincy
2-Ashland
3-Indianapolis
4-St. Joseph's

Central
1-Central Missouri State
2-Minnesota State Mankato
3-Pittsburg State
4-Rockhurst

West
1-Mesa State
2-Sonoma State
3-Cal. State Chico
4-Fort Hays State



NCAA II Regional Seedings, 2000-2006

2000

South Atlantic

- 1-North Florida
- 2-Mount Olive
- 3-GC&SU
- 4-Kennesaw State

South

- 1-Tampa
- 2-Florida Southern
- 3-Gardner-Webb
- 4-Saint Leo

South Central

- 1-Abilene Christian
- 2-Delta State
- 3-SE Oklahoma State
- 4-Alabama-Huntsville

North Atlantic

- 1-West Virginia State
- 2-Shippensburg
- 3-Millersville
- 4-Slippery Rock

Northeast

- 1-Mass-Lowell
- 2-Stonehill
- 3-Concordia
- 4-Saint Rose

North Central

- 1-Mercyhurst
- 2-Saginaw Valley State
- 3-Ashland
- 4-Indianapolis

Central

- 1-Central Missouri State
- 2-Rockhurst
- 3-Winona State
- 4-Minnesota State Mankato

West

- 1-Cal. State Chico
- 2-Fort Hays State
- 3-Grand Canyon
- 4-Texas Wesleyan

2001

South Atlantic

- 1-North Florida
- 2-Kennesaw State
- 3-GC&SU
- 4-Belmont Abbey

South

- 1-Tampa
- 2-Lenoir-Rhyne
- 3-Wingate
- 4-Saint Leo

South Central

- 1-Abilene Christian
- 2-Delta State
- 3-Central Oklahoma
- 4-Alabama-Huntsville

North Atlantic

- 1-Kutztown
- 2-Slippery Rock
- 3-West Virginia State
- 4-Concord

Northeast

- 1-Mass-Lowell
- 2-New Haven
- 3-Concordia
- 4-Southern Conn. State

North Central

- 1-Indianapolis
- 2-Saginaw Valley State
- 3-SIU Edwardsville
- 4-Ashland

Central

- 1-Central Missouri State
- 2-Wayne State
- 3-Minnesota State Mankato
- 4-Missouri Southern State

West

- 1-Sonoma State
- 2-St. Mary's
- 3-Southern Colorado
- 4-New Mexico Highlands

2002

South Atlantic

- 1-Kennesaw State
- 2-North Florida
- 3-Columbus State
- 4-GC&SU

South

- 1-Tampa
- 2-Florida Southern
- 3-Carson-Newman
- 4-Rollins

South Central

- 1-Abilene Christian
- 2-Delta State
- 3-Central Oklahoma
- 4-Valdosta State

North Atlantic

- 1-West Virginia State
- 2-Shepherd
- 3-Kutztown
- 4-Mansfield

Northeast

- 1-Concordia
- 2-Mass-Lowell
- 3-Bryant
- 4-Dowling

North Central

- 1-Ashland
- 2-Northern Kentucky
- 3-Saginaw Valley State
- 4-Grand Valley State

Central

- 1-Central Missouri State
- 2-Nebraska-Omaha
- 3-Minnesota State Mankato
- 4-Pittsburg State

West

- 1-Cal State Chico
- 2-Southern Colorado
- 3-Mesa State
- 4-Grand Canyon

2003

South Atlantic

- 1-North Florida
- 2-Armstrong Atlantic
- 3-Kennesaw State
- 4-Francis Marion

South

- 1-Florida Southern
- 2-Tampa
- 3-Presbyterian
- 4-Tusculum

South Central

- 1-Delta State
- 2-Central Oklahoma
- 3-Abilene Christian
- 4-SE Oklahoma State

North Atlantic

- 1-Slippery Rock
- 2-West Chester
- 3-Shippensburg
- 4-Kutztown

Northeast

- 1-Mass-Lowell
- 2-Dowling
- 3-Franklin Pierce
- 4-New Haven

North Central

- 1-Missouri-St. Louis
- 2-Grand Valley State
- 3-Indianapolis
- 4-Ashland

Central

- 1-Central Missouri State
- 2-Rockhurst
- 3-Northwest Missouri State
- 4-Minnesota-Duluth

West

- 1-Sonoma State
- 2-Fort Hays State
- 3-Western Oregon
- 4-UC Davis

2004

South Atlantic

- 1-North Florida
- 2-Pfeiffer
- 3-Columbus State
- 4-Augusta State

South

- 1-Rollins
- 2-Tampa
- 3-Florida Southern
- 4-Catawba

South Central

- 1-Delta State
- 2-St. Mary's (Texas)
- 3-Southern Arkansas
- 4-Incarnate Word

North Atlantic

- 1-Shippensburg
- 2-West Virginia State
- 3-Kutztown
- 4-West Chester

Northeast

- 1-Bryant
- 2-Caldwell
- 3-Saint Anselm
- 4-Dowling

North Central

- 1-Ashland
- 2-Grand Valley State
- 3-Wisconsin-Parkside
- 4-Northern Kentucky

Central

- 1-Central Missouri State
- 2-Wayne State (Neb.)
- 3-Emporia State
- 4-North Dakota

West

- 1-Colorado State-Pueblo
- 2-Cal State Chico
- 3-Mesa State
- 4-Sonoma State

South Atlantic

- 1-North Florida
- 2-Kennesaw State
- 3-Francis Marion
- 4-USC Aiken

South

- 1-Florida Southern
- 2-Tusculum
- 3-Tampa
- 4-Rollins

South Central

- 1-Delta State
- 2-Abilene Christian
- 3-Central Oklahoma
- 4-West Alabama

North Atlantic

- 1-West Virginia State
- 2-West Chester
- 3-Kutztown
- 4-Slippery Rock

Northeast

- 1-Franklin Pierce
- 2-Southern Conn. State
- 3-Adelphi
- 4-UMass-Lowell

North Central

- 1-St. Joseph's (Ind.)
- 2-Wisconsin-Parkside
- 3-Grand Valley State
- 4-Wayne State (Mich.)

Central

- 1-Central Missouri State
- 2-Wayne State (Neb.)
- 3-Nebraska-Omaha
- 4-Emporia State

West

- 1-Mesa State
- 2-Cal State Chico
- 3-Western Oregon
- 4-New Mexico Highlands

Northeast

- 1-Franklin Pierce
- 2-New Haven
- 3-UMass-Lowell
- 4-S. Conn. State
- 5-Dominican
- 6-Dowling

North Central

- 1-Grand Valley St.
- 2-N. Kentucky
- 3-Quincy
- 4-Ashland
- 5-SIU Edwardsville
- 6-Rockhurst

2006

South Atlantic

- 1-GCSU
- 2-Francis Marion
- 3-Columbus State
- 4-AASU
- 5-USC Aiken
- 6-Mount Olive

South

- 1-Tampa
- 2-Fla. Gulf Coast
- 3-Catawba
- 4-Florida Southern
- 5-Lynn
- 6-Albany State

South Central

- 1-Abilene Christian
- 2-S. Arkansas
- 3-Montevallo
- 4-West Alabama
- 5-Cent. Oklahoma
- 6-Incarnate Word

North Atlantic

- 1-West Va. State
- 2-Kutztown
- 3-West Chester
- 4-Shepherd
- 5-Ohio Valley
- 6-Pitt.-Johnstown

Central

- 1-Emporia State
- 2-Minnesota State
- 3-Neb.-Omaha
- 4-Wayne State
- 5-C. Missouri St.
- 6-Mo. Westrn St.

West

- 1-Western Oregon
- 2-CS Chico
- 3-Mesa State
- 4-CS Los Angeles
- 5-Fort Hays State
- 6-Colo. St.-Pueblo



AASU has had 81 All-Region players in the past 19 years

Winningest DII Teams (Since 1983)



Wins

(1983-2006)

1. Florida Southern.....	1071
2. Armstrong Atlantic State	983
3. Delta State.....	942
4. Tampa.....	922
5. Southeastern Oklahoma St.....	920
6. Central Missouri State.....	912
7. USC Aiken.....	891
Georgia College & State.....	891
9. Southern Arkansas.....	879
10. North Alabama.....	863
11. * Kennesaw State.....	848
12. Columbus State.....	839
13. Grand Canyon.....	822
14. Emporia State.....	817
15. Fort Hays State.....	814
16. Lewis.....	787
17. Montevallo.....	774
18. SIU-Edwardsville.....	773
19. * North Florida.....	768
20. Valdosta State.....	753

Alabama-Huntsville.....	4
Concordia (N.Y.).....	4
Dowling.....	4
Emporia State.....	4
Francis Marion.....	4
Pittsburg State.....	4
Rockhurst.....	4
Springfield.....	4
Southern Indiana.....	4
Saint Leo.....	4
St. Rose.....	4
USC Aiken.....	4
Valdosta State.....	4
Wayne State (Neb.).....	4
West Chester.....	4
Wingate.....	4
* Troy State.....	4
* Jacksonville State.....	4
* Cal Poly SLO.....	4

Kutztown.....	2
Mercyhurst.....	2
Missouri Southern State.....	2
Shippensburg.....	2
SIU-Edwardsville.....	2
Sonoma State.....	2
* Cal Poly SLO.....	2
* Sacramento State.....	2
* UC Davis.....	2
* UC Riverside.....	2

Series Appearances

(1988-2006)

Central Missouri State.....	12
Tampa.....	9
CS Chico.....	7
Delta State.....	6
Florida Southern.....	6
* Kennesaw State.....	5
Lewis.....	5
New Haven.....	5
Adelphi.....	4
Ashland.....	4
SIU-Edwardsville.....	4
Slippery Rock.....	4
* Jacksonville State.....	4
Armstrong Atlantic State	3
Columbus State.....	3
Grand Valley State.....	3
Kutztown.....	3
Mansfield.....	3
St. Joseph's.....	3
* Cal Poly SLO.....	3
* North Florida.....	3
Franklin Pierce.....	2
U. Mass.-Lowell.....	2
Missouri Southern.....	2
Missouri St. Louis.....	2
Rollins.....	2
Shippensburg.....	2
West Virginia State.....	2
* UC Davis.....	2
* UC Riverside.....	2

* Denotes School Is Now Classified As NCAA Division I

Regional Appearances

(1988-2006)

Tampa.....	18
Central Missouri State.....	17
Florida Southern.....	17
Delta State.....	13
Slippery Rock.....	11
U. Mass.-Lowell.....	12
Armstrong Atlantic State	11
New Haven.....	11
* Kennesaw State.....	10
* North Florida.....	10
Minnesota State Mankato.....	10
Shippensburg.....	9
Cal State Chico.....	9
Ashland.....	8
Columbus State.....	8
SIU-Edwardsville.....	8
Abilene Christian.....	7
Central Oklahoma.....	7
Grand Valley State.....	7
Kutztown.....	7
Lewis.....	7
Mansfield.....	7
Mesa State.....	7
North Alabama.....	7
St. Joseph's (Ind.).....	7
Sonoma State.....	7
West Virginia State.....	7
Adelphi.....	6
Colorado State-Pueblo.....	6
Fort Hays State.....	6
Georgia College & State.....	6
Mercyhurst.....	6
Mount Olive.....	6
Rollins.....	6
* UC Riverside.....	6
Indianapolis.....	5
Missouri St. Louis.....	5
Missouri Southern State.....	5
* South Dakota State.....	5
* UC Davis.....	5

Region Top Seeds

(1988-2006)

Central Missouri State.....	13
Florida Southern.....	10
Delta State.....	7
U. Mass.-Lowell.....	7
* North Florida.....	7
Tampa.....	7
Armstrong Atlantic State	5
* Kennesaw State.....	4
Lewis.....	4
North Alabama.....	4
New Haven.....	4
St. Joseph's (Ind.).....	4
Slippery Rock.....	4
Abilene Christian.....	4
Cal State Chico.....	3
Mansfield.....	3
West Virginia State.....	3
Ashland.....	2
Columbus State.....	2
Emporia State.....	2
Franklin Pierce.....	2
Indiana (Pa.).....	2



The 1989 squad was the No. 1 seed in the South Region and advanced to the DII College World Series.

AASU Rankings In DII National Statistics (from 1988)

Batting

Year	Rank	Hits	At Bats	Avg.
1989	21st	654 (1st)	2035	.321
1990	4th	700 (2nd)	1956	.358
1992	27th	602 (3rd)	1906	.316
1993	4th	666 (2nd)	1971	.338
2001	17th	615 (14th)	1787	.344
2002	17th	641 (13th)	1890	.339

Pitching

Year	Rank	G	IP	ER	ERA
1988	6th	54	477.2 (4th)	189	3.56
1989	3rd	60	514.2 (3rd)	168	2.94
1990	4th	56	490.2 (2nd)	157	2.88
1991	2nd	57	496.0 (2nd)	144	2.61
1992	1st	59	495.1 (3rd)	128	2.33
1993	2nd	59	502.0 (3rd)	150	2.69
1994	10th	66	567.2 (1st)	212	3.36
1995	17th	50	419.1 (20th)	159	3.41
1996	10th	54	511.0 (4th)	163	3.16
1998	8th	59	491.0 (4th)	226	4.14
1999	9th	56	469.2 (5th)	183	3.51
2000	17th	54	465.2 (10th)	199	3.85
2001	29th	53	442.2 (15th)	214	4.35
2002	20th	55	470.2 (13th)	195	3.73
2003	2nd	51	431.1 (20th)	130	2.71
2004	14th	56	477.0 (12th)	186	3.51
2005	30th	50	422.1 (32nd)	177	3.77

Fielding

Year	Rank	PO	Assists	Errors	Pct.
1989	6th	1544	794	89	.963
1990	16th	1472	710	91	.960
1991	3rd	1488	705	78	.966
1992	4th	1486	627	79	.964
1993	10th	1506	721	92	.960
1994	28th	1703	711	118	.953
1997	6th	1444	639	85	.961
1998	22nd	1473	593	88	.959
1999	8th	1409	558	74	.964
2000	19th	1397	553	81	.960
2002	28th	1412	540	86	.958
2003	15th	1294	539	69	.964
2006	28th	1534	637	87	.962

Scoring

Year	Rank	G	Runs	RPG
1988	1st	54	553 (2nd)	10.28
1989	2nd	60	541 (1st)	9.02
1990	1st	56	544 (1st)	9.71
1992	5th	59	502 (2nd)	8.51
1993	1st	59	565 (1st)	9.58
1994	14th	66	571 (3rd)	8.65
2002	39th	55	415 (23rd)	7.50

Slugging Percentage

Year	Rank	G	AB	TB	Sig. Pct.
1990	5th	56	1956	1074 (1st)	.549
1992	10th	59	1906	967 (2nd)	.507
1993	4th	59	1971	1034 (2nd)	.525
1994	25th	66	2198	1071 (4th)	.487
2002	41st	55	1890	930 (13th)	.492

Doubles

Year	Rank	G	2B	Avg.
1990	1st	56	140 (1st)	2.50
1992	2nd	59	140 (1st)	2.37
1993	7th	59	136 (1st)	2.31
1994	NR	66	123 (5th)	1.86
2000	t30th	54	115 (19th)	2.13

Triples

Year	Rank	G	3B	Avg.
1990	4th	56	39 (1st)	0.70
1991	23rd	57	19 (10th)	0.33
1992	NR	59	18 (19th)	0.31
1993	31st	59	20 (6th)	0.34
1994	9th	66	38 (2nd)	0.58

Home Runs

Year	Rank	G	HR	Avg.
1992	6th	59	63 (5th)	1.07
1993	10th	59	64 (3rd)	1.08
1994	NR	66	55 (12th)	0.83
2002	43rd	55	52 (30th)	0.95

Stolen Bases

Year	Rank	G	SB-SBA	Avg.
1990	16th	56	125-160 (8th)	2.23
1991	18th	57	124-153 (6th)	2.18
1992	13th	59	142-169 (4th)	2.41
1993	NR	59	106-125 (13th)	1.80
1994	22nd	66	149-185 (10th)	2.26
2000	25th	54	110-138 (20th)	2.04

Double Plays

Year	Rank	G	DP	Avg.
1990	22nd	56	45 (10th)	0.80
1993	21st	59	51 (7th)	0.86
1994	13th	66	65 (1st)	0.98
1997	9th	58	63 (4th)	1.09
2000	28th	54	48 (t21st)	0.89
2002	45th	55	45 (24th)	0.82

Won-Loss Percentage

Year	Rank	W-L	Pct.
1988	5th	42-13	.764
1989	7th	43-17	.717
1990	2nd	47- 9	.839
1991	26th	36-21	.632
1992	5th	45-13	.771
1993	1st	45-13	.771
1994	11th	50-15	.765
1999	13th	42-14	.750
2000	31st	37-17	.685
2001	18th	38-15	.717
2003	18th	36-15	.706
2005	24th	34-16	.680
2006	34th	40-18-1	.686

Wins

Year	Rank	Wins
1988	5th	42
1989	3rd	43
1990	3rd	47
1991	5th	36
1992	2nd	45
1993	1st	45
1994	3rd	50
1998	14th	38
1999	11th	42
2000	23rd	37
2001	19th	38
2003	t22nd	36
2005	t25th	36
2006	t25th	40

AASU as NCAA II National Statistical Leaders:

1980 - Earned Run Average (2.23)
 1988 - Final National Poll Ranking
 1989 - Final National Poll Ranking
 1989 - Most Runs (541)
 1989 - Most Hits (654)
 1990 - Runs, Average (9.71)
 1990 - Most Runs (544)
 1990 - Doubles, Average (2.50)
 1990 - Most Doubles (140)
 1990 - Most Triples (39)
 1990 - Most Total Bases (1,074)
 1992 - Most Doubles (140)
 1992 - Earned Run Average (2.33)
 1993 - Most Runs (565)
 1993 - Runs, Average (9.58)
 1994 - Most Double Plays (65)
 2002 - Total Attendance (14,516)

AASU Players In DII National Statistics



Hitting

Batting

Year	Rank	Player	AB-Hits	Avg.
1990	33rd	Marv Ellis	79-195 (15th)	.405
1990	37th	Chad Armstrong	97-241 (4th)	.4025
1990	41st	Steve Russell	92-229 (15th)	.4017
1992	10th	Roman Miestowski	101-227 (2nd)	.445
2002	61st	David Harriman	94-228 (t6th)	.412

Runs Batted In

Year	Rank	Player	G	RBI	Avg.
1988	2nd	Mike Mitchener	53	82 (1st)	1.55
1992	3rd	Eric Chavez	59	82 (3rd)	1.39
1993	13th	John Booker	58	69 (3rd)	1.19
1993	16th	Chris Milisits	58	67 (4th)	1.16
1994	9th	Tony Kunka	65	86 (4th)	1.32
2002	22nd	David Harriman	55	69 (t11th)	1.25

Home Runs

Year	Rank	Player	G	HR	Avg.
1988	12th	Mike Mitchener	53	16 (8th)	0.30
1992	3rd	Eric Chavez	59	21 (1st)	0.36
1993	26th	John Booker	58	15 (10th)	0.26
1994	NR	Tony Kunka	65	15 (9th)	0.23
1999	18th	Travis Oglesby	56	19 (t10th)	0.34

Triples

Year	Rank	Player	G	3B	Avg.
1988	14th	Mike Mitchener	53	7 (7th)	0.13
1989	12th	Chad Armstrong	58	6 (7th)	0.10
1989	12th	Brad Squibb	58	6 (7th)	0.10
1990	6th	Chad Armstrong	56	9 (3rd)	0.16
1990	10th	Brad Squibb	56	8 (5th)	0.14
2002	32nd	Chris Boaen	55	6 (t15th)	0.11

Doubles

Year	Rank	Player	G	2B	Avg.
1993	24th	Chris Milisits	58	22 (2nd)	0.38

Runs

Year	Rank	Player	G	R	Avg.
1990	3rd	Chad Armstrong	56	77 (2nd)	1.38
1990	4th	Brad Squibb	56	75 (4th)	1.34
1992	14th	Roman Miestowski	58	72 (4th)	1.24
1993	9th	Steve Young	58	72 (1st)	1.24
1993	18th	Jay Sheppard	59	69 (2nd)	1.17

Walks

Year	Rank	Player	G	BB	Avg.
1990	8th	Jeff Hanna	50	43 (9th)	0.86
1990	9th	Brad Squibb	56	48 (3rd)	0.86
1990	18th	Chad Armstrong	56	44 (8th)	0.79
1993	5th	Steve Young	58	63 (1st)	1.09
1993	8th	John Booker	58	55 (3rd)	0.95
1994	9th	Deron Spink	65	61 (1st)	0.94
1994	20th	Tony Kunka	65	55 (2nd)	0.85
1995	20th	Mark Todd	50	45 (11th)	0.90
1999	18th	Travis Oglesby	56	48 (t8th)	0.86
2003	20th	Stacy Bennett	51	38 (t15th)	0.75
2006	11th	Pete Gundolf	54	45	0.83
	25th	Sean Hotzak	59	42	0.71

Slugging Percentage

Year	Rank	Player	AB	TB	Pct.
1992	11th	Eric Chavez	217	167 (2nd)	.770

Stolen Bases

Year	Rank	Player	G	SB	Avg.
1988	9th	Calvian Culberson	54	42 (3rd)	0.78
1989	25th	Danny Moore	57	29 (13th)	0.51

Pitching

Earned Run Average

Year	Rank	Player	IP	ER	ERA
1989	4th	Chuck Thompson	89.2	18	1.81
1989	16th	Mike Ewing	52.0	13	2.25
1989	22nd	Bill Schmidt	41.1	11	2.40
1990	27th	Paul Krafft	80.2	22	2.45
1991	2nd	Bill Schmidt	60.1	9	1.34
1991	21st	Mark Ewing	76.1	18	2.12
1992	3rd	Daryle Gavlick	100.0	13	1.17
1992	29th	Craig Bradshaw	63.2	16	2.26
1993	8th	Darryl Boyd	80.1	16	1.79
1993	36th	Gregg Thomas	91.1	27	2.66
1993	49th	Larry Vrtiska	63.1	20	2.84
1994	43rd	Clint Brooks	86.0	26	2.72
1995	39th	Doug Louthan	62.2	17	2.44
1996	3rd	Jeff Agard	78.0	9	1.04
1998	7th	Jeremy Wedel	114.0	26	2.05
2002	63rd	Mike Roga	105.0	35	3.00
2003	51st	Curtis Morrison	82.2	24	2.61

Strikeouts per 9 innings

Year	Rank	Player	IP	K's	Avg.
1989	10th	Bill Schmidt	41.1	48	10.5
1989	14th	Mike Ewing	52.0	54	9.3
1990	15th	Craig Sawyer	71.1	76	9.6
1991	15th	Craig Bradshaw	77.2	82	9.5
1992	6th	Daryle Gavlick	100.0	124 (1st)	11.2
1993	13th	Darryl Boyd	80.1	88	9.9
1998	xxx	Jeremy Wedel	114.0	116 (4th)	xxx
2003	19th	Curtis Morrison	82.2	94	10.2
2005	23rd	Chase Leatherwood	93.0	102	9.9

Wins

Year	Rank	Player	W-L
1988	4th	Bill Gearhart	12-3
1990	17th	Paul Krafft	10-1
1992	5th	Daryle Gavlick	11-1
1992	16th	Craig Bradshaw	9-1
1994	10th	Larry Vrtiska	11-2
1998	14th	Jeremy Wedel	10-2
1999	t10th	Adam Bernero	11-3
2000	t21st	Jason Ackley	10-2
2002	t22nd	Mike Roga	10-4
2003	t3rd	Jon Dobyns	12-2
2003	t11th	Jeremy Olson	10-4
2005	t6th	Jon Troop	11-5

Saves

Year	Rank	Player	Saves
1990	4th	Mike Ewing	8
1991	7th	Bill Schmidt	7
1991	17th	Jon Boothe	5
1991	17th	Bret Donovan	5
1992	2nd	Russell Williams	8
1992	9th	Biddy Garza	6
1994	5th	Scot Donovan	8
1995	9th	Doug Louthan	8
1999	t3rd	Chris Humrich	10
2002	t33rd	Zach Shelnett	6
2005	t6th	Matt Nalutka	12


Pirates as NCAA II National Statistical Leaders:

- 1986 - Charlie Broad, 26 2B (yr)
- 1992 - Daryle Gavlick, 124 strikeouts (yr)
- 1993 - Steve Young, 72 runs (yr)
- 1993 - Steve Young, 63 walks (yr)
- 1994 - Deron Spink, 61 walks (yr)
- 1994 - Deron Spink, 30 hbp (yr)
- 2002 - David Harriman, 41-game hit streak (yr)

AASU Athletic Hall of Famers



Chad Armstrong (2000)
Two-time All-America in 1989 and 1990, Chad led the Pirates to two No. 1 rankings. The epitome of a leadoff hitter, Armstrong reached base in all 56 games the Pirates played in 1990.



Charlie Broad (1995)
The first player to have his number retired (#13), Charlie concluded a four-year career in 1987 with 25 school records and still is the Pirates' all-time leader in career hits, runs scored and runs batted in.

Tommy Bumgardner (1999)
AASU's all-time leader in innings pitched, Tommy's 11 career shutouts are still the second most in NCAA Division II history. AASU's second baseball All-America honoree, Tommy pitched from 1973-76.



Tommy & Bobby Cannon (2000)
Two-sport stars (basketball) for the Pirates in 1966 and 1967, Tommy and Bobby were each All-Conference honorees in 1967.




Chuck Christopher (2002)
AASU's all-time strikeout leader, Christopher pitched from 1985-1987, facing primarily Division I competition, and compiled a 27-9 career record. He still holds eight current AASU pitching records.



Bill Gearhart (1997)
The only AASU player to be drafted twice, Bill pitched for the Pirates in 1987 and 1988, compiling a 22-3 career record. He was the Big South Conference's Pitcher of the year in 1987 when he went 10-0.

Dana Harding (2001)
The Pirates' most decorated power hitter, Dana played in 1987 and 1988 and still holds the AASU record for most home runs in a career (39) and season (28). DII All-America honoree in 1988.



Mark Mamalakis (2001)
A 16-year-old freshman in 1970, Mark played four years for the Pirates and was the team MVP in 1971 and an NAIA All-District player in 1973. He still holds the record for steals in one game (7).



Steve McNeill (1998)
AASU's first All-America baseball player, Steve earned honorable mention All-America honors in 1973 and still holds the school record for best batting average in a single season (.451, 1972).



Mike Mitchener (1996)
The highest draft pick ever in AASU history, Mitchener left the Pirates as a junior in 1988 after being taken in the third round by the Chicago White Sox. First-team DII All-America honoree in 1988 and his #25 was retired in 2004.

Danny Sims (1995)
Two-sport star and President's Cup winner as a senior in 1968, leading the Pirates in hitting (.322). Danny played basketball and baseball while AASU made the transition from junior college to four-year school.



Dr. Roy Sims (1996)
Long-time coach and administrator for Armstrong, Dr. Sims coached the baseball team from the late 50s to 1967, then served as the Athletic Director twice, from 1955-67 and 1977-86.



Brad Squibb (2004)
Two-time All-America first baseman for the Pirates in 1989-90, Squibb helped the Pirates to two World Series appearances and still holds the NCAA record for total bases in a postseason game (15).



Tony Yeomans (2003)
A four-year standout for the Pirates from 1981-84, Yeomans was a career .325 hitter who still holds six hitting records at AASU, including most games played and at-bats.



Adam Bernero: AASU's First Major Leaguer



Adam Bernero finds himself in an unfamiliar position this spring as, for the first time since breaking into the major leagues in 1999, he will go into a season knowing that he will not pitch this year

After making two impressive spot starts for the Kansas City Royals last season, Bernero landed on the disabled list, missing the rest of the 2006 season. This offseason, Bernero signed a free agent contract with the Boston Red Sox, but will have Tommy John surgery on his right elbow, forcing him to miss the season. Bernero hopes to be ready to go for the Red Sox in 2008.

Last year's journey started in Kansas City where Bernero impressed in Triple A Omaha. Given a chance, however, to get back to the Major Leagues, Bernero asked for and received his release from Omaha to pitch for Philadelphia, where he made one spot start for the Phillies. After Philadelphia released Bernero, he re-signed with Omaha, then made was called up for two starts in August. He hurled six shutout innings, striking out six to defeat the Chicago White Sox, 10-4, and gave up just one run in 6 2/3 innings in a no-decision against Cleveland.

In 2005, Bernero found himself a non-roster invitee trying to crack the deep staff of the 13-time NL East champion Atlanta Braves. One of the longest shots to make the opening day roster, Bernero impressed manager Bobby Cox enough to win that spot on the roster and Bernero was an important part of the bullpen in helping the Braves to their 14th consecutive NL East championship. Adam finished the season appearing in 36 games and tying a career high with four wins.



Bernero made two spot starts with the Kansas City Royals in 2006, going 1-0 with a 1.38 ERA, before landing on the disabled list. He signed a free agent deal with Boston this offseason and will have Tommy John surgery, forcing him to miss 2007.

Bernero's meteoric rise to the majors took just 14 months after signing with Detroit following the 1999 NCAA DII Regional in Jacksonville. His major league debut came on August 1, 2000, as he pitched 5.2 innings at Anaheim, in front of dozens of friends and family for the San Jose, Calif., native. Bernero held the Angels to five hits and two runs while striking out five, including the game's leadoff hitter, Darin Erstad. Adam made four starts for the Tigers and pitched in 12 games overall in 2000, then after spending most of the 2001 season in AAA Toledo following a shoulder injury, Bernero made it back into the bigs for five games of action in September.

Bernero has continued the AASU tradition of success in the professional ranks, including 30 players advancing to the next level of baseball in the past eight seasons.

From 1999 through 2003, Bernero pitched in the major leagues with the Detroit Tigers. The 2003 season saw Bernero begin the year in the starting rotation, where he made 17 starts before the All-Star break, going 1-12 with a 6.08 ERA, but receiving the worst run support in the majors, getting only 2.50 runs per game. At the break, he was traded straight up for Ben Petrick, a catcher-outfielder for Colorado, and pitched in 31 games out of the bullpen, going 0-2 with a 5.23 ERA and giving up just 33 hits in 32.2 innings pitched.

Adam pitched in 16 games for Colorado in 2004, then signed as a free agent with Atlanta before the 2005 season. Boston is the sixth organization that Bernero has been a part of since leaving AASU in 1999.

Adam Bernero's Career Major League Statistics

Year	GP-GS	W-L	Svs	CG	IP	H	R	ER	BB	SO	ERA
2000	12-4	0-1	0	0	34.1	33	18	16	13	20	4.19
2001	5-0	0-0	0	0	12.1	13	13	10	4	8	7.30
2002	28-11	4-7	0	0	101.2	128	74	70	31	69	6.20
2003	49-17	1-14	0	0	133.1	137	90	80	54	80	5.87
2004	16-2	1-1	0	0	32.3	36	20	20	17	21	5.57
2005	36-0	4-3	0	0	47.0	61	35	34	12	37	6.51
2006	4-3	1-1	0	0	15.0	22	10	10	2	12	6.00
7 Years	146-34	10-26	0	0	361.0	408	250	237	119	198	5.82

Of the 1999 professional signees, Bernero was the second quickest to the Majors



Pirates Who Have Signed Professional Contracts

- Still Active

! - Reached Major Leagues

1982 Warren Bachmann.....	Drafted by Atlanta	1997 Scott Harrell	Signed by Cincinnati
1983 Keith Jones.....	Signed by Atlanta	1998 Doug Sessions #.....	Drafted by Houston
1984 Mike Smiciklas	Signed by Atlanta	Jeremy Wedel	Drafted by Philadelphia
1985 J.D. Scott.....	Signed by St. Louis	Mark Copeland.....	Signed, Independent
1986 Mickey Peyton.....	Drafted by Pittsburgh	1999 Travis Oglesby #	Drafted by Arizona
Jim Falzone	Drafted by Milwaukee	Chris Humrich	Drafted by Montreal
1987 Bill Gearhart.....	Drafted by San Francisco	Adam Bernero # !.....	Signed by Detroit
1988 Calvin Culberson.....	Drafted by Atlanta	Quinn Uzelman	Signed, Independent
Bill Gearhart.....	Drafted by Houston	2000 Kevin Bullard	Signed by Arizona
Mike Mitchener.....	Drafted by Chicago (AL)	Jason Olson #	Drafted by Los Angeles
1989 Mark Wagenhauser.....	Signed by Pittsburgh	Jimmy LaRose	Signed, Independent
1990 Larry Owens.....	Drafted by Atlanta	Ray Castillo	Signed, Independent
Jeff Pasquale	Signed by St. Louis	2001 Bryan Beckmann	Signed, Independent
Rick Sawyer.....	Signed by Cleveland	Haydn Chinn	Signed, Independent
Steve Russell.....	Signed, Independent	Ross Koenig	Signed by Detroit
Darren Lynam	Signed, Independent	Simon Stoner	Signed, Independent
1991 Bret Donovan.....	Signed by Boston	2002 Brian Allen #	Signed, Tampa Bay
John Crowther.....	Drafted by Toronto	David Harriman	Drafted by Oakland
1992 Eric Chavez	Signed by Baltimore	Mick Jordan	Drafted by Los Angeles
Daryle Gavlick.....	Drafted by Chicago (NL)	Kirk Nordness	Drafted by Oakland
Craig Bradshaw.....	Signed by Atlanta	Mike Roop #	Drafted by Toronto
1993 John Booker	Signed, Independent	2003 Josh Allan	Signed, Florida
Chris DeClue.....	Signed, Independent	Stacy Bennett	Drafted by NY Mets
1994 Matt Chambers.....	Signed, Independent	Andrew Graham #	Drafted by Detroit
Scott Donovan.....	Drafted by Cleveland	2004 Marcus Barriger #	Drafted, Tampa Bay
Scott DeHaven	Signed, Independent	Jon Dobyns	Signed, Tampa Bay
Tony Kunka.....	Signed, Independent	Zach Shelnett	Signed, Independent
Chris Tidwell.....	Signed, Independent	Josh Tallent #	Signed, Philadelphia
1995 Richard Ernst	Signed by Texas	2005 Jon Troop #	Signed, Independent
Mike Hopper	Signed, Independent	Chris Webb #.....	Signed, Independent
Sam DeAlba.....	Signed, Independent	Rob Recuenco #.....	Signed, Independent
Doug Louthan	Signed, Independent	Leon Boyd #.....	Signed, Independent
1996 Kenny Hook	Signed, Independent	2006 Matt Nalutka	Signed, Independent
Michael Kleinpeter.....	Signed, Independent	Chase Leatherwood.....	Signed, Independent



Calvin Culberson

Doug Sessions



Dustin McGowan



Historic Savannah, Georgia, is located on the Atlantic Coast, at the confluence of the Savannah River and the Atlantic Ocean. Throughout its history, there has been one adjective consistently used to describe Savannah: beautiful.

The reason? There's something about the unique beauty of Savannah that cannot be forgotten. Streets with canopies of moss-laden trees are honored venues for scores of historic homes. The town squares that Savannah's founding father, James Oglethorpe, laid out as public meeting places are now treasured "pocket parks" located throughout the downtown area.

A renovated waterfront area serves as the hub for shopping and entertainment. Nearby sandy beaches draw streams of visitors with persistent cool breezes and the endless lure of the rolling sea. Finally, there's an indescribable - but readily discernible - feeling in the air that pervades Savannah, a kind of "laid back" approach to the world, a "rootedness" that makes living or working in Savannah an experience second to none.

By way of affirmation, *Le Monde*, the leading French newspaper, called Savannah "the most beautiful city in North America."

Savannah has recently captured the imagination of a nation through its history and its appearance in several feature films, including "Glory," "Forrest Gump," "Something to Talk About," "Gator," "Midnight In The Garden of Good and Evil," "The General's Daughter," and "Forces of Nature." Also, Savannah hosted the yachting events of the 1996 Summer Olympics. As a result, tourism has become one of the leading industries in the area.

Savannah hosts over six million tourists each year. Tourism impacts the Savannah area by over \$634 million. The city boasts over 7,000 rooms and more than 100 restaurants as folks have learned that Savannah is more than just a



convenient rest stop on the interstate to Florida.

The climate of Savannah features warm, and sometimes hot, weather for most of the year. There are seven months in which the average temperature is 70 degrees or higher. The lowest average high is in January at 60.3 degrees.

The population in Savannah is roughly 130,000 and Chatham County is the fifth most populous county in the state of Georgia.


Savannah also sits centrally located to some of the southeast's finest beaches. Tybee Island, located less than 30 minutes from Armstrong Atlantic State's campus, offers six miles of unspoiled sands, tempting seafood and gracious accommodations. Resort areas such as Hilton Head, South Carolina, are less than one hour away and provide even more relaxing getaway options.

Whether it's the lure of historical settings, the friendliness of a southern community or the beautiful climate of southeast Georgia, Savannah is the place for you.






All-American Honor Roll



Mike Mitchener
1988-1st Team-DH



Bill Gearhart
1988-1st Team-P



Dana Harding
1988-3rd Team-3B




Calvin Culberson
1988-HM-OF




Chad Armstrong
1989-1st Team-OF



John Middlebrooks
1989-HM-C



Steve Russell
1989-HM-2B



Brad Squibb
1989-HM-1B



Chuck Thompson
1989-HM-P




Chad Armstrong
1990-2nd Team-OF



Paul Krafft
1990-3rd Team-P



Steve Russell
1990-3rd Team-2B



Brad Squibb
1990-3rd Team-1B




John Middlebrooks
1990-HM-3B




Larry Owens
1990-HM-P



Eric Chavez
1991-3rd Team-3B



Bret Donovan
1991-HM-P



Pete Richter
1991-HM-OF



Bill Schmidt
1991-HM-P




Eric Chavez
1992-1st Team-3B



All-American Mike Mitchener was the first pick of the third round of the 1988 draft

All-American Honor Roll



Daryle Gavlick
1992-1st Team-P



Roman Miestowski
1992-1st Team-1B



Steve Young
1992-2nd Team-OF



Chris Militsis
1993-2nd Team-C



Scott DeHaven
1993-3rd Team-OF



John Booker
1993-3rd Team-1B



Steve Young
1993-HM-OF



Daryll Boyd
1993-HM-P




Larry Vrtiska
1993-HM-P




Dave McLaughlin
1994-1st Team-OF




Tony Kunka
1994-3rd Team-OF



Chris Tidwell
1994-HM-P



Doug Louthan
1995-HM-P




Jeff Agard
1996-HM-P



Jeremy Wedel
1998-3rd-P




David Harriman
2002-1st-C




Jon Dobyms
2003-1st-P



Matt Nalutka
2005-1st-RP



Jon Troop
2005-HM-P



Truman Marek
2006-HM-OF

2007 Peach Belt Conference Standings

2007 Peach Belt Conference Final Standings

School	PBC	Home	Away	Overall	Home	Away	Neutral
GCSU	22-5 .815	13-2	9-3	53-12 .815	33-5	13-5	7-2
Francis Marion	19-8 .704	11-4	8-4	41-18 .695	23-7	15-7	2-5
Columbus State	16-11 .593	11-1	5-10	41-20 .672	26-5	12-14	3-1
USC Aiken	15-12 .556	4-8	11-4	45-19 .703	32-13	11-5	2-1
Armstrong Atlantic State	14-13 .516	7-8	7-5	40-18-1 .686	27-7-1	9-8	4-3
USC Upstate	13-14 .418	6-9	7-5	33-24 .579	16-12	16-10	1-2
Lander	13-14 .418	11-4	2-10	31-22 .585	24-10	7-12	0-0
UNC Pembroke	12-15 .444	7-8	5-7	32-24 .571	18-12	11-12	3-0
North Georgia	9-18 .333	7-5	2-13	32-29 .525	17-7	15-22	0-0
Augusta State	2-25 .074	1-11	1-14	15-37 .288	12-14	3-23	0-0

2006 Peach Belt Conference Statistical Leaders

Batting	AB	H	Avg.
Jesse Barbaro, Lander	185	73	.395
Brad Bohannon, AASU	150	59	.393
Marc Noble, AASU	171	67	.393
Brian Lauderdale, NGA	233	91	.391
Michael Kohn, Upstate	210	82	.390
Nick Stewart, FMU	222	84	.379
Barrett Otto, UNCP	196	74	.378
Drew Candlin, CSU	231	87	.377
Aaron Perkins, UNCP	188	70	.372
Brad Wingo, Upstate	224	83	.371

Home Runs	HR
Casey Cullen, GCSU	10
Mike DeVeaux, GCSU	10
Justin Rickett, NGA	10
Tripp Lockhart, UNCP	10
Drew Candlin, CSU	9
Chris Demons, ASU	9
Jason Morales, UNCP	8
Wes Sorrells, GCSU	8
Brandon Anderson, GCSU	7
Eight tied with	6

Triples	3B
Truman Marek, AASU	7
Justin Greene, FMU	7
Nick Stewart, FMU	5
Bret Hansen, Upstate	5
Josh Tate, NGA	5
Justin Mills, GCSU	5
Jason Morales, UNCP	5
Seven tied with	4

RBI	RBI
Mike DeVeaux, GCSU	78
Brandon Anderson, GCSU	65
Justin Rickett, NGA	60
Casen Cullen, GCSU	59
Robert Davis, USCA	57
Daniel Heflin, AASU	54
RDrew Candlin, CSU	53
Taylor Norfleeth, FMU	52
Bret Hansen, Upstate	52
Truman Marek, AASU	51

Doubles	2B
Drew Candlin, CSU	24
Robert Davis, USCA	22
Miguel Donate, AASU	20
Andrew Runion, Upstate	19
Nick Stewart, FMU	18
Brandon Anderson, GCSU	18
Mike DeVeaux, GCSU	18
Brad Linton, CSU	17
Daniel Heflin, AASU	17

Stolen Bases	SB-SBA
Brian Lauderdale, NGA	44-51
Jonnie Geiger, CSU	32-38
Justin Mills, GCSU	32-39
Derek Kenamer, FMU	30-36
Hans Stancil, GCSU	30-36
Darryl Pui, USCA	27-34
Chris Demons, ASU	25-30
Kevin Dietrich, UNCP	25-30
Truman Marek, AASU	24-27
Brandon Anderson, GCSU	23-27

Strikeouts	IP	SO	K/9
Dylan Owen, FMU	117.1	124	9.51
Lee Tabor, FMU	105.2	113	9.62
Chase Leatherwood, AASU	92.2	91	8.84
Peden Rucker, USCA	116.0	86	6.67
Scott Wandless, USCA	79.0	82	9.34
Chris Munn, Lander	85.1	78	8.22
Brandon White, FMU	67.2	77	10.24
Gary Lee, USCA	77.0	74	8.65
John Ducey, AASU	93.2	73	7.01
Brandon Williams, Upstate	87.2	73	7.49

Wins	IP	W	PCT.
Dylan Owen, FMU	117.1	12-3	.800
Michael Antonini, GCSU	101.1	11-1	.917
Michael Newman, GCSU	81.0	11-2	.846
Scott Wandless, USCA	79.0	10-1	.909
Chris Munn, Lander	85.1	10-3	.769
Jon Paul, USCA	111.2	9-4	.692
Peden Rucker, USCA	116.0	9-5	.643
John Ducey, AASU	93.2	8-2	.800
Lee Tabor, FMU	105.2	8-5	.615
7 tied with 7 wins			

Saves	IP	ERA	Svs
Nick Wandless, USCA	34.2	1.56	17
Paul Able, CSU	44.0	3.27	14
Bradley Blanks, Upstate	44.1	4.06	12
Michael Newman, GCSU	81.0	1.78	8
Jayson Bennett, GCSU	30.1	2.97	7
Matt Nalutka, AASU	35.2	1.51	7
Ryan Ariail, FMU	32.2	3.03	6
Kyle Potts, NGA	11.2	3.09	5
Jacob Allen, UNCP	56.2	5.08	5
Vyt Rivers, AASU	41.1	4.14	4

Earned Run Average	GP	W-L	IP	R	ER	ERA
Michael Newman, GCSU	41	11-2	81.0	38	16	1.78
Dylan Owen, FMU	17	12-3	125.0	39	32	2.30
Scott Wandless, USCA	14	10-1	79.0	26	21	2.39
Jon Paul, USCA	15	9-4	111.2	40	31	2.50
Chris Munn, Lander	15	10-3	85.1	35	24	2.53
Peden Rucker, USCA	17	9-5	116.0	43	35	2.79
Michael Antonini, GCSU	16	11-1	101.1	38	33	2.93
Christian Castorri, GCSU	18	7-3	69.2	38	23	2.97
Korey Noles, CSU	15	7-3	76.1	32	26	3.07
Mike Bergstrom, GCSU	16	4-2	67.1	3	23	3.07



Pirate Jeff Agard had a 1.04 ERA in 1996, second-best ever in the PBC

Peach Belt Conference Year-By-Year



1992

Team	PBC	W-L
1. <i>Armstrong State</i> #	11-1-1	45-13-1
2. USC Aiken #	10-2-1	45-15-1
3. USC Spartanburg	7-8	20-22
4. Columbus #	6-9	32-23
5. Augusta	5-10	25-26
6. Georgia College	3-12	24-29
* Francis Marion	0-0	30-13

* Not eligible for conference title
NCAA tournament participant

All-PBC

- 1B** *Roman Miestowski, ASC*
2B Chris Hodge, AC
3B *Eric Chavez, ASC*
SS Ronnie Barnes, AC
DH Jamie Miller, AC
C Dave Hieb, USCA
OF Rob Holderbaum, USCA
Pete Richter, ASC
 Doug Ternik, CC
Steve Young, ASC
UI Chris Dorsey, USCA
P *Daryle Gavlick, ASC*
 Rusty Kea, GC
 Keith Linebarger, CC
 Sam McCollum, USCA

Player of the Year

Eric Chavez, ASC

Pitcher of the Year

Daryle Gavlick, ASC

Coach of the Year

Joe Roberts, ASC

1992

Player of the Week

- Mar 18 Rusty Kea, GC
 Mar 25 *Mark Ewing, ASC*
 Apr 1 Shane Johnson, USCS
 Apr 7 *Eric Chavez, ASC*
 Apr 15 *Roman Miestowski, ASC*
 Apr 22 Dave Hieb, USCA
 Apr 29 *Eric Chavez, ASC*
 May 7 *Eric Chavez, ASC*

1993

Team	PBC	W-L
1. <i>Armstrong State</i> #	14-3-1	45-13-1
2. USC Aiken #	13-7	46-18
3. Francis Marion #	13-8	28-15
4. Columbus	10-8	22-25
5. Augusta	9-11	26-26
6. Georgia College	7-13	20-26
7. Pembroke State	7-14	23-30
8. USC Spartanburg	4-13-1	15-25-1
* Kennesaw State	0-0	36-16

* Not eligible for conference title
NCAA tournament participant

All-PBC

- 1B** *John Booker, ASC*
2B Chris Hodge, AC
3B Tom Estep, FMU
SS Doug Ternik, CC
DH Ty Stott, USCS
C *Chris Militsis, ASC*
OF *Steve Young, ASC*
Scott DeHaven, ASC
 Kurt Venneman, USCA
 Ed Evans, CC
UI Steve Wilfing, FMU
P Bryan Ward, USCA
Daryll Boyd, ASC
 Chris Locane, FMU
 Tony Locey, CC

Player of the Year

Chris Hodge, AC

Pitcher of the Year

Daryll Boyd, ASC

Coach of the Year

Gary Gilmore, USCA

1993

Player of the Week

- Mar 15 *John Booker, ASC*
 Mar 22 *John Booker, ASC*
 Mar 29 Chris Hodge, AC
 Apr 5 *Angel Vega, ASC*
 Apr 12 Steve Wilfing, FMU
 Apr 19 Mike Sullivan, GC

Pitcher of the Week

- Mar 15 Steve Lee, USCA
 Mar 22 Chris Locane, FMU
 Mar 29 Rusty Kea, GC
 Apr 5 Jack Baldwin, PSU
 Apr 12 Jim Ridenour, PSU
 Apr 19 Antone Brooks, FMU

1994

Team	PBC	W-L
1. USC Aiken	16-5	35-22
2. <i>Armstrong State</i> #	15-6	50-15-1
3. Georgia College	14-7	40-18-1
4. Columbus #	11-10	35-23
5. Augusta	10-11	22-30
6. Francis Marion	8-13	14-22
7. Pembroke State	7-14	20-24
8. USC Spartanburg	3-18	14-30
* Kennesaw State	0-0	48-14

* Not eligible for conference title
NCAA tournament participant

All-PBC

- 1B** Danny O'Rourke, GC
2B Adam Riggs, USCA
3B Keith Daugherty, CC
SS Paul Hibbitts, GC
DH *Tony Kunka, ASC*
C Derrick Roadcap, FMU
OF Tarry Stokes, AC
 Brett Thees, CC
 Jason Westbrook, USCS
UO *Dave McLaughlin, ASC*
UI Brian Simpson, USCS
P *Chris Tidwell, ASC*
 Steve Shimp, GC
 Tim Trawick, CC
 Gary White, USCA

Player of the Year

Adam Riggs, USCA

Pitcher of the Year

Tim Trawick, CC

Coach of the Year

Steve Mrowka, GC

1994

Player of the Week

- Feb 14** *Deron Spink, ASC*
 Feb 21 Chip Fiscofer, GC
 Mar 9 Danny O'Rourke, GC
 Mar 16 Tarry Stokes, AC
 Mar 23 Tarry Stokes, AC
 Mar 30 Jason Westbrook, USCS
 Apr 6 Carlos Otero, USCA
 Apr 13 Steve Meyer, KSC
Apr 20 *John Wilson, ASC*

Pitcher of the Week

- Feb 14** *Chris Tidwell, ASC*
 Feb 21 Brian Treudler, USCS
Mar 9 *Scot Donovan, ASC*
 Mar 16 Mason Rose, AC
 Mar 23 Chad McLamb, FMU
 Mar 30 Steve Shimp, GC
Apr 6 *Chris Tidwell, ASC*
 Apr 13 Mike Zambrano, USCA
 Apr 20 Tim Trawick, CC





Peach Belt Conference Year-By-Year

1995

Team	PBC	W-L
1. Kennesaw State #	19-4	43-14
2. Georgia College #	17-6	49-19-1
3. Columbus	14-10	39-21
Armstrong State	14-10	27-23
USC Aiken	14-10	34-24
6. Francis Marion	12-12	26-16
7. Augusta	7-17	15-36
8. Pembroke State	6-16	20-26
9. USC Spartanburg	2-20	10-31

NCAA tournament participant

All-PBC

- 1B Chris Grady, GC
- 2B Darrell Baggett, KSC
- 3B Keith Daugherty, CC
- SS Dustin Sands, FMU
- DH Jason Westbrook, USCS
- C Ryan Coe, KSC
- OF Tarry Stokes, AC
- Brett Thees, CC
- Greg Winters, GC
- Ceano Truesdale, USCA
- UI Mike Terciera, GC
- P Chris McKnight, KSC
- Tim Trawick, CC
- Kris Hale, PSU
- Johnny Whited, GC

Player of the Year

Ryan Coe, KSC

Pitcher of the Year

Chris McKnight, KSC

Coach of the Year

Mike Sansing, KSC

1995

Player of the Week

- Feb 27 Ryan Coe, KSC
- Mar 13 Ryan Coe, KSC
- Mar 21 Ryan Coe, KSC
- Mar 29 Ricky DeSana, USCA
- Apr 5 Keith Daugherty, CC
- Apr 12 Dusty DeVore, CC
- Apr 19 Tarry Stokes, AC
- Apr 26 Matt Mathews, CC
- May 3 Chris Grady, GC

Pitcher of the Week

- Feb 27 Kris Hale, PSU
- Mar 13 Tim Trawick, CC
- Mar 21 Johnny Whited, GC
- Mar 29 Jason Hucks, USCA
- Apr 5 David Curley, GC
- Apr 12 Chris McKnight, KSC
- Apr 19 **Mike Hopper, ASC**
- Apr 26 Tim Trawick, CC
- May 3 Brett Thees, CC

1996

Team	PBC	W-L
1. Columbus College #	18-5	38-10
2. Kennesaw State #	17-6	39-14
3. Armstrong State	13-9	31-23
4. Georgia College #	12-11	34-21
5. USC Aiken	10-14	32-23
6. Pembroke State	10-14	24-24
7. Francis Marion	8-13	16-21
8. USC Spartanburg	9-15	18-28
9. Augusta College	7-17	20-30

NCAA tournament participant

All-PBC

- 1B Dusty DeVore, CC
- 2B Chris Grady, GC
- 3B Jason Backus, GC
- SS Marty Richburg, CC
- DH Brian Autry, FMU
- C Chris Halliday, KSC
- OF Brandon O'Hearn, CC
- Greg Winters, GC
- Ceano Truesdale, USCA
- Kevin Parker, FMU
- P Jason Childers, KSC
- P Jeff Agard, ASC**
- P Rodney Stevenson, CC
- P Matt Johnson, USCA

Player of the Year

Brandon O'Hearn, CC

Pitcher of the Year

Jason Childers, KSC

Coach of the Year

Chip Reese, CC

1996

Player of the Week

- Feb 14 Greg Winters, GC
- Feb 21 Ryan Girard, AC
- Mar 6 Matt Dover, USCS
- Mar 14 Chris Halliday, KSC
- Mar 20 Mike Faehnrich, USCA
- Mar 27 Ceano Truesdale, USCA
- Apr 3 Dusty DeVore, CC
- Apr 10 Jason Backus, GC
- Apr 17 Davis Port, CC
- Apr 24 **Jeff Agard, ASC**
- May 1 Brandon O'Hearn, CC

Pitcher of the Week

- Feb 14 Scotty Smith, AC
- Feb 21 Quinn Collins, GC
- Mar 6 **Jeff Agard, ASC**
- Mar 14 Jason Childers, KSC
- Mar 20 **Jeff Agard, ASC**
- Mar 27 Matt Johnson, USCA
- Apr 3 Christian Hess, FMU
- Apr 10 Rodney Stevenson, CC
- Apr 17 Mell Bishop, PSU
- Apr 24 Ben Wiggins, CC
- May 1 Jason Childers, KSC

1997

Team	PBC	W-L
1. Kennesaw State #	19-4	47-14
2. Georgia C&SU #	18-6	41-24
3. Francis Marion	14-9	30-17
4. Columbus State	14-10	32-23
5. Armstrong Atlantic	10-14	33-25
6. UNC Pembroke	9-14	27-29
7. Augusta State	9-15	25-28
8. USC-Aiken	9-15	21-35
9. USC-Spartanburg	4-19	10-33

NCAA tournament participant

All-PBC

- 1B Dale Beasley, ASU
- 2B Chris Howard, GCSU
- 3B Jason Backus, GCSU
- SS Marty Richburg, CSU
- DH Steve Mitrovich, FMU
- C Matt Mathews, CSU
- OF Brannon Whatley, KSU
- Richie Blankenship, GCSU
- Ryan Peavey, GCSU
- Burt Beatson, FMU
- UI Seth LaFera, KSU
- P Steven Padgett, ASU
- Kevin Mobley, GCSU
- Jeremy Haplin, FMU
- Donnie Thomas, KSU

Player of the Year

Marty Richburg, CSU

Pitcher of the Year

Donnie Thomas, KSU

Freshman of the Year

Mike Ryan, USCS

Coach of the Year

Steve Mrowka, GCSU

1997

Player of the Week

- Feb 19 Chad Mathis, CSU
- Mar 5 Steve Mitrovich, FMU
- Mar 12 Dale Beasley, ASU
- Mar 19 Tory Tarlenton, ASU
- Mar 26 **Adam Wilson, AASU**
- Apr 2 Jason Backus, GCSU
- Apr 9 Ryan Peavey, GCSU
- Apr 16 Marty Richburg, CSU
- Apr 23 **Matt Griffin, AASU**
- Apr 30 Lee Carter, FMU
- May 7 Brannon Whatley, KSU

Pitcher of the Week

- Feb 19 Brian McDonald, CSU
- Mar 5 Jerry Waller, FMU
- Mar 12 Dan Wiggins, GCSU
- Mar 19 **Mark Copeland, AASU**
- Mar 26 Chip Cason, GCSU
- Apr 2 **Mark Copeland, AASU**
- Apr 9 Donnie Thomas, KSU
- Apr 16 Donnie Thomas, KSU
- Apr 23 Kevin Mobley, GCSU
- Apr 30 Kevin Mobley, GCSU
- May 7 Jason Childers, KSU



Brent Korn tied an NCAA Division II record with two grand slams in one game in 1988

Peach Belt Conference Year-By-Year



1998

Team	PBC	W-I
1. Kennesaw State #	27-1	61-5
2. North Florida	15-11	32-21
3. Georgia C&SU	16-12	31-26
4. Lander	15-12	24-28
5. Armstrong Atl. #	15-14	38-21
6. Francis Marion	15-14	23-24
7. Columbus State #	14-14	34-27
8. USC Aiken	13-16	27-25
9. Augusta State	11-16	23-25
10. UNC Pembroke	8-20	24-25
11. USC Spartanburg	5-24	13-39

NCAA tournament participant

All-PBC

1B Brad Bouras, CSU
2B Dustin Sands, FMU
3B Nathan Cothran, KSU
SS Bobby Jensen, USCA
DH Barry Mongello, FMU
C Andy Ysalgue, AASU
OF David Ruhr, AASU
Brannon Whatley, KSU
Aaron Fera, GCSU
Jason Jones, KSU
UI Johnny Pickens, CSU
P Jeremy Wedel, AASU
Dusty Keppen, KSU
Chris Bowen, KSU
Casey Bates, CSU

Player of the Year

Jason Jones, KSU

Pitcher of the Year

Jeremy Wedel, AASU

Freshman of the Year

Brad Bouras, CSU

Coach of the Year

Mike Sansing, KSU

1998

Player of the Week

Feb 17	Beau Whitenack, USCA
Mar 3	Nathan Cothran, KSU
Mar 11	Robbie Smith, ASU
Mar 18	David Ruhr, AASU
Mar 25	Andy Bast, GCSU
Apr 1	Nathan Cothran, KSU
Apr 8	Johnny Pickens, CSU
Apr 15	Antonio Evans, USCA
Apr 22	Kevin Jackson, UNF
Apr 29	Dustin Sands, FMU
May 6	Brannon Whatley, KSU

Pitcher of the Week

Feb 17	Casey Bates, CSU
Mar 3	Chris Bowen, KSU
Mar 11	Jonathan Aaron, LU
Mar 18	Quinn Uzelman, AASU
Mar 25	Trey Brasington, UNCP
Apr 1	Jeremy Wedel, AASU
Apr 8	Kevin Hiers, ASU
Apr 15	Gary Bohannon, KSU
Apr 22	Jeremy Wedel, AASU
Apr 29	Casey Bates, CSU
May 6	Jeremy Wedel, AASU

1999

Team	PBC	W-I
1. North Florida #	22-8	43-17
2. Kennesaw State #	21-9	49-14
3. Columbus State	20-9	34-17
4. Armstrong Atl. #	19-9	42-14
5. Lander	18-12	33-15
6. Georgia C&SU	18-12	34-21
7. Augusta State	14-16	27-29
8. UNC Pembroke	8-20	23-26
9. Francis Marion	8-21	14-28
10. USC Aiken	8-22	20-32
11. USC Spartanburg	5-24	21-33

NCAA tournament participant

All-PBC

1B Brad Bouras, CSU
2B Willie Harris, KSU
3B Willie Carter, ASU
SS Josh Turner, LU
INF Lee McCool, UNF
DH Callahan Morden, USCS
C K. Kay, UNF; R. Cornett, CSU
UT Jason Lockhart, UNCP
OF Jason Jones, KSU
Matt Schneider, UNF
Aaron Fera, GCSU
Antonio Evans, USCA
JuJu Foreman, ASU
P Adam Bernero, AASU
Dusty Keppen, KSU
Jonathan Aaron, LU
T. Pierce, CSU; G. Perry, KSU
RP Chris Humrich, AASU

Player of the Year

Jason Jones, KSU

Pitcher of the Year

Tony Pierce, CSU

Freshman of the Year

Matt Incinelli, UNF

Coach of the Year

Dusty Rhodes, UNF

1999

Player of the Week

Feb 16	Kevin Bullard, AASU
Mar 2	Aaron Fera, GCSU
Mar 10	Matt Schneider, UNF
Mar 17	Brad Bouras, CSU
Mar 24	Jason Jones, KSU
Mar 31	Lee McCool, UNF
Apr 7	Jason Jones, KSU
Apr 14	Willie Carter, ASU
Apr 21	Jason Jones, KSU
Apr 28	Willie Harris, KSU
May 3	Brad Bouras, CSU

Pitcher of the Week

Feb 16	Adam Bernero, AASU
Mar 2	Anthony Marini, KSU
Mar 10	Stephen Stewart, UNF
Mar 17	Dana Reece, CSU
Mar 24	Tony Pierce, CSU
Mar 31	Marty Watson, FMU
Apr 7	Adam Bernero, AASU
Apr 14	Tony Pierce, CSU
Apr 21	Joey Williams, AASU
Apr 28	Anthony Marini, KSU
May 3	Dana Reece, CSU

2000

Team	PBC	W-I
1. North Florida #	26-4	49-14
2. Georgia C&SU #	19-11	39-20
3. Columbus State	19-11	32-24
4. Kennesaw State #	18-12	38-20
5. Francis Marion	15-13	23-20
6. Armstrong Atlantic	15-15	37-17
7. USC Aiken	15-15	29-27
8. Lander	13-17	27-25
9. Augusta State	12-18	25-29
10. USC Spartanburg	6-24	13-40
11. UNC Pembroke	5-23	17-36

NCAA tournament participant

All-PBC

1B Brad Bouras, CSU
2B Lee McCool, UNF
3B Greg Labbe, UNF
SS Alfredo Lugo, GCSU
DH Chris Carr, GCSU
C K. Kay, UNF; T. Strange, ASU
UT K. Langley, FMU; R. Buffkin, ASU
OF Kyle Catrett, UNF
Travis Evans, KSU
Chris Clark, UNCP
J.P. Songin, GCSU
Juju Foreman, ASU
P Matt Incinelli, UNF
Jason Burdette, CSU
Adam Horne, UNF
M. Smith, GCSU; L. Rodney, KSU
RP Jerrod Payne, UNF

Player of the Year

Brad Bouras, CSU

Pitcher of the Year

Matt Incinelli, UNF

Freshman of the Year

Travis Evans, KSU

Coach of the Year

Dusty Rhodes, UNF

2000

Player of the Week

Feb 15	Nolan Graham, FMU
Feb 22	Brad Bouras, CSU
Mar 8	Brad Bouras, CSU
Mar 15	J.P. Songin, GCSU
Mar 22	Juan Rodriguez, LU
Mar 29	Josh Corr, ASU
Apr 5	Travis Evans, KSU
Apr 12	Kyle Catrett, UNF
Apr 19	Lee McCool, UNF
Apr 26	Chris Carr, GCSU
May 2	Kevin Bullard, AASU

Pitcher of the Week

Feb 15	Joey Williams, AASU
Feb 22	Zach Conrad, USCA
Mar 8	Kyle Lucas, FMU
Mar 15	Steve Pacheco, GCSU
Mar 22	Lee Rodney, KSU
Mar 29	Matt Incinelli, UNF
Apr 5	Nate Cotton, KSU
Apr 12	Nat Stoner, FMU
Apr 19	Lee Rodney, KSU
Apr 26	Mike Wood, UNF
May 2	John Miniscalco, CSU



Peach Belt Conference Year-By-Year

2001

Team	PBC	W-L
1. North Florida #	25-5	47-17
2. Kennesaw State #	21-9	45-15
3. GC&SU #	20-10	41-18
4. Armstrong Atlantic 18-12	38-15	
5. Lander	18-12	33-18
6. Columbus State	15-15	37-19
7. USC Aiken	14-16	30-25
8. Augusta State	11-19	28-24
9. UNC Pembroke	10-20	27-26
10. Francis Marion	9-21	24-27
11. USC Spartanburg	4-26	12-42

NCAA tournament participant

All-PBC

1B Chris Carr, GCSU
2B Lloyd Turner, KSU
3B Ladd Hammond, CSU
SS Alfredo Lugo, GCSU
DH Brad Bouras, CSU
C Will Foskey, ASU
<i>David Harriman, AASU</i>
UT Donny Hood, KSU
Bo Counts, KSU
OF <i>Kirk Nordness, AASU</i>
Ricky Willis, UNF
Matt May, ASU
Tavis Cummings, USCA
Travis Evans, KSU
P Matt Incinelli, UNF
Tod Ewasko, UNF
<i>B.J. Brinkmeier, AASU</i>
S. Pacheco, GCSU
B. Rauch, UNF
RP Brad Reed, KSU

Player of the Year

Chris Carr, GC&SU

Pitcher of the Year

Tod Ewasko, UNF

Freshman of the Year

Dustin Atkinson, KSU

Coach of the Year

Dusty Rhodes, UNF

2001

Player of the Week

Feb 13 <i>Ryan Chromek, AASU</i>
Feb 20 Jay Bayer, CSU
Feb 27 Ben Johanning, UNF
Mar 6 Alfredo Lugo, GCSU
Mar 13 Chris Gilstrap, CSU
Mar 20 Chris Carr, GCSU
Mar 27 Chris Carr, GCSU
Apr 3 Bo Counts, KSU
Apr 10 <i>David Harriman, AASU</i>
Apr 17 <i>David Harriman, AASU</i>
Apr 24 Brad Bouras, CSU
May 1 Donny Hood, KSU

Pitcher of the Week

Feb 13 Zach Conrad, USCA
Feb 20 Brian Rauch, UNF
Feb 27 Tod Ewasko, UNF
Mar 6 Buck Bradberry, CSU
Mar 13 <i>B.J. Brinkmeier, AASU</i>
Mar 20 Kyle Lucas, FMU
Mar 27 Ben Genrich, KSU
Apr 3 Kyle Lucas, FMU
Apr 10 Andy Mitchell, USCA
Apr 17 Mark Ray, Lander
Apr 24 Zach Conrad, USCA
May 1 Tod Ewasko, UNF

2002

Team	PBC	W-L
1. Kennesaw State #	25-5	46-13
2. North Florida #	23-7	40-16
3. Columbus State #	21-9	48-15
4. GC&SU	20-10	36-18
5. USC Aiken	16-14	37-19
6. Augusta State	13-16	30-24
7. Francis Marion	13-17	26-27
8. Armstrong Atlantic 11-18	34-21	
9. UNC Pembroke	9-21	25-29-1
10. Lander	7-22	19-29
11. USC Spartanburg	5-24	21-34

NCAA tournament participant

All-PBC

1B Chris Cooper, ASU
2B Demetrick Drumming, USCA
3B Lloyd Turner, KSU
SS Donny Hood, KSU
DH Tavis Cummings, USCA
C <i>David Harriman, AASU</i>
Andrew Ginther, CSU
UT Ryan Soehlig, UNF
Chris Gilstrap, CSU
OF <i>Kirk Nordness, AASU</i>
Ashley Farr, USCA
Travis Evans, KSU
Andy Jewell, UNCP
Gary Harris, GC&SU
P Matt Incinelli, UNF
Jason Burdette, CSU
<i>Mike Roga, AASU</i>
Grant Reynolds, KSU
Michael Joyce, GC&SU
RP Brian Baker, CSU

Player of the Year

Donny Hood, KSU

Pitcher of the Year

Grant Reynolds, KSU

Freshman of the Year

Chris Nowak, USC Spartanburg

Coach of the Year

Mike Sansing, KSU

2002

Player of the Week

Feb 11 Jon Chappell, GCSU
Feb 18 <i>Stacy Bennett, AASU</i>
Mar 5 <i>David Harriman, AASU</i>
Mar 11 Ricky Willis, UNF
Mar 18 Donny Hood, KSU
Mar 25 Taylor Groce, CSU
Apr 1 Ashley Farr, USCA
Apr 8 Ryan Soehlig, UNF
Apr 15 Andrew Ginther, CSU
Apr 22 Chris Gilstrap, CSU
Apr 29 Ladd Hammond, CSU
May 13 Christian Corvos, GCSU

Pitcher of the Week

Feb 11 Matt Incinelli, UNF
Feb 18 <i>Brian Allen, AASU</i>
Mar 5 Paul Ferrell, USCA
Mar 11 <i>Mike Roga, AASU</i>
Mar 18 Adam Horne, UNF
Mar 25 Grant Reynolds, KSU
Apr 1 Matt Goyen, GCSU
Apr 8 Jason Burdette, CSU
Apr 15 Erin Jones, FMU
Apr 22 Jason Nuzny, USCA
Apr 29 Matt Pender, KSU
May 13 Jason Burdette, CSU

2003

Team	PBC	W-L
1. Armstrong Atlantic #	20-10	36-15
North Florida #	18-9	39-18
3. Kennesaw State #	18-10	30-20
4. Francis Marion #	18-12	40-18
5. Columbus State	15-14	33-20
6. GC&SU	15-15	29-22
7. Augusta State	13-16	30-21
USC Aiken	13-16	30-24
9. Lander	10-19	27-29
10. UNC Pembroke	10-20	28-25
11. USC Spartanburg	9-18	28-26

NCAA tournament participant

All-PBC

1B Taylor Groce, CSU
2B Demetrick Drumming, USCA
3B Jose Leger, GC&SU
SS Jason Weaver, FMU
DH John Graham, ASU
C Eddie Campbell, GC&SU
Andrew Ginther, CSU
UT <i>Stacy Bennett, AASU</i>
Scott Conway, KSU
OF Matt May, ASU
Ashley Farr, USCA
Jon Love, KSU
Jeff Millsaps, UNF
Clint Keown, USCA
P Erin Jones, FMU
Robert Burris, UNF
<i>Jon Dobyms, AASU</i>
Grant Reynolds, KSU
<i>Jeremy Olson, AASU</i>
RP Justin Cerrato, UNF

Player of the Year

Ashley Farr, USCA

Pitcher of the Year

Grant Reynolds, KSU

Freshman of the Year

Bennett Mayfield, ASU

Coach of the Year

Joe Roberts, AASU

2003

Player of the Week

Feb 11 <i>George Fletcher, AASU</i>
Feb 18 Bob Fenn, LU
Feb 25 Scott Conway, KSU
Mar 11 Brian Koon, CSU
Mar 17 Ashley Farr, USCA
Mar 24 Marion Knowles, UNF
Mar 31 Ashley Farr, USCA
Apr 7 <i>Brandon McKinnon, AASU</i>
Apr 14 Jeff Millsaps, UNF
Apr 21 <i>Stacy Bennett, AASU</i>
Apr 28 Clint Keown, USCA
May 13 Jeff Millsaps, UNF

Pitcher of the Week

Feb 11 Erin Jones, FMU
Feb 18 Grant Reynolds, KSU
Feb 25 Grant Reynolds, KSU
Mar 11 Brian Baker, CSU
Mar 17 Grant Reynolds, KSU
Mar 24 Grant Reynolds, KSU
Mar 31 Justin Cerrato, UNF
Apr 7 Grant Reynolds, KSU
Apr 14 Brent Hitz, UNCP
Apr 21 David Wilson, LU
Apr 28 David Wilson, LU
May 13 <i>Jeremy Olson, AASU</i>



The Pirates set an NCAA Division II record with 62 sacrifice flies in 1994

Peach Belt Conference Year-By-Year



2004

Team	PBC	W-L
1. North Florida #	23-7	41-18
2. Columbus State #	20-10	40-21
3. Augusta State #	19-11	38-13
4. Kennesaw State	15-15	32-24
5. Francis Marion	13-14	29-17
GCSU	13-14	32-22
7. Lander	14-16	33-23
8. UNC Pembroke	12-18	25-27
USC Aiken	12-18	30-26
10. USC Spartanburg	11-19	24-28
11. <i>Armstrong Atlantic 10-20</i>	<i>29-27</i>	

NCAA tournament participant

All-PBC

1B	Joey Russell, UNF
2B	David Walton, Lander
3B	Bradley Key, USCA
SS	Bennett Mayfield, ASU
DH	Kevin Gergel, KSU
C	Sam Barth, ASU
	<i>Michael Pelley, AASU</i>
UT	Chris Nowak, USCS
	Jose Leger, GCSU
OF	Scott Hendrix, KSU
	Adrian Colton, KSU
	Jeff Millsaps, UNF
	Jamie Langham, GCSU
	Larry Pittmon, CSU
P	Brandon Durden, GCSU
	Travis Stanton, UNF
	David Wilson, Lander
	David Riviera, ASU
	Erin Jones, FMU
RP	Brian Baker, CSU

Player of the Year

Larry Pittmon, CSU

Pitcher of the Year

Travis Stanton, UNF

Freshman of the Year

Cody Williams, ASU

Coach of the Year

Dusty Rhodes, UNF

2004

Player of the Week

Feb 10	Larry Pittmon, CSU
Feb 17	Andrew Rosen, UNCP
Feb 24	Chris Nowak, USCS
Mar 9	Bradley Key, USCA
Mar 15	Joey Russell, UNF
Mar 22	Nick Steward, FMU
Mar 29	Ashley Farr, USCA
Apr 5	Bradley Key, USCA
Apr 12	Chris Demons, ASU
Apr 19	Larry Pittmon, CSU
Apr 26	Larry Pittmon, CSU
May 3	Josh Howard, UNF

Pitcher of the Week

Feb 10	Joel Sayre, GCSU
Feb 17	Trevor Berryhill, USCS
Feb 24	Brian Baker, CSU
Mar 9	Travis Stanton, UNF
Mar 15	David Wilson, Lander
Mar 22	Nathan Miller, CSU
Mar 29	Travis Stanton, UNF
Apr 5	Ashley Brewer, UNCP
Apr 12	Matt Joaquim, ASU
Apr 19	Erin Jones, FMU
Apr 26	Brandon Williams, USCS
May 3	Judson Bradley, CSU

2005

Team	PBC	W-L
1. North Florida #	23-7	48-16
2. Kennesaw State #	19-11	37-22
3. Francis Marion #	17-12-1	34-16-1
4. USC Aiken #	16-14	40-19
5. GCSU	15-15	33-20
6. <i>Armstrong Atlantic 14-15</i>	<i>34-16</i>	
7. USC Upstate	14-16	33-21
8. Augusta State	12-17-1	28-25-1
9. UNC Pembroke	12-18	31-23
10. Lander	11-18	30-28
11. Columbus State	10-20	22-30

NCAA tournament participant

All-PBC

1B	Marion Knowles, UNF
2B	Matt Goyea, Upstate
3B	Jon Skorupski, UNF
SS	Mike DeVeaux, GCSU
DH	Brennan Grogan, UNF
C	Robert Davis, USCA
	Kevin Gergel, KSU
UT	<i>Adam Pelley, AASU</i>
	Daniel Quarararo, USCA
OF	Brandon Sumlin, ASU
	Quentin Davis, FMU
	David Walton, Lander
	Sadry Cafe, UNF
	Steve Worrell, CSU
P	<i>Jon Troop, AASU</i>
	Lee Tabor, FMU
	David Wilson, Lander
	Matt Goyen, GCSU
	Brian Baker, CSU
RP	<i>Matt Nalutka, AASU</i>

Player of the Year

Mike DeVeaux, GCSU

Pitcher of the Year

Matt Goyen, GCSU

Co-Freshman of the Year

Kyle Bowley, Upstate

Coach of the Year

Dylan Owen, FMU

Dusty Rhodes, UNF

2005

Player of the Week

Feb 8	<i>Brad Bohannon, AASU</i>
Feb 15	Sam Barth, ASU
Feb 22	Walter Cochrane, Lander
Mar 8	Stephen Worrell, CSU
Mar 14	Kevin Gergel, KSU
Mar 21	Jon Love, KSU
Mar 28	Eric Davis, Upstate
Apr 4	Sadry Cafe, UNF
Apr 11	Scott Hendrix, KSU
Apr 18	<i>Adam Pelley, AASU</i>
Apr 25	Sadry Cafe, UNF
May 2	<i>Sean Hotzak, AASU</i>

Pitcher of the Week

Feb 8	Josh Papelbon, UNF
Feb 15	James Luper, UNCP
Feb 22	Matt Goyen, GCSU
Mar 8	<i>Chase Leatherwood, AASU</i>
Mar 14	Dylan Owen, FMU
Mar 21	Steve Dunham, USCA
Mar 28	Matt Goyen, GCSU
Apr 4	Steve Dunham, USCA
Apr 11	Brian Baker, CSU
Apr 18	<i>Matt Nalutka, AASU</i>
Apr 25	Josh Papelbon, UNF
May 2	Matt Goyen, GCSU

2006

Team	PBC	W-L
1. GCSU #	22-5	53-12
2. Francis Marion #	19-8	41-18
3. Columbus State #	16-11	41-20
4. USC Aiken #	15-12	45-19
5. <i>Armstrong Atlantic #</i>	<i>14-13</i>	<i>40-18-1</i>
6. USC Upstate	13-14	33-24
Lander	13-14	31-22-9
8. UNC Pembroke	12-15	32-24
9. North Georgia	9-18	32-29
10. Augusta State	2-25	15-37

NCAA tournament participant

All-PBC

1B	Barrett Otto, UNCP
2B	Brian Lauderdale, NGA
3B	Ian Kowalchuk, USCA
SS	Mike DeVeaux, GCSU
DH	Daniel Heflin, AASU
C	Robert Davis, USCA
	Miguel Donate, AASU
UT	Jesse Barbaro, Lander
OF	Brandon Anderson, GCSU
	Truman Marek, AASU
	Drew Candlin, CSU
	Michael Kohn, Upstate
P	Michael Antonini, GCSU
	Dylan Owen, FMU
	Korey Noles, CSU
	Chris Munn, Lander
RP	Nick Wandless, USCA
	Michael Newman, GCSU

Player of the Year

Brian Lauderdale, NGA

Pitcher of the Year

Dylan Owen, FMU

Freshman of the Year

Taylor Norfleet, FMU

Coach of the Year

Chris Calciano, GCSU

2006

Player of the Week

Feb 7	Drew Candlin, CSU
Feb 14	Barrett Otto, UNCP
Feb 21	<i>Jarin Lewis, AASU</i>
Feb 28	Brandon Anderson, GCSU
Mar 7	<i>Daniel Heflin, AASU</i>
Mar 13	Brad Linton, CSU
Mar 20	Gabe McCann, Lander
Mar 28	<i>Brad Bohannon, AASU</i>
Apr 3	Hans Stancil, GCSU
Apr 11	Bret Hansen, Upstate
Apr 17	Brandon Anderson, GCSU
Apr 24	Nick Stewart, FMU
May 1	Rich Janofsky, GCSU
May 8	Brian Lauderdale, NGA

Pitcher of the Week

Feb 7	Lee Tabor, FMU
Feb 14	Gary Lee, USCA
Feb 21	Nick Wandless, USCA
Feb 28	Jacob Allen, UNCP
Mar 6	Michael Newman, GCSU
Mar 13	Michael Antonini, GCSU
Mar 20	<i>John Ducey, AASU</i>
Mar 28	Nick Wandless, USCA
Apr 3	Pete Pignatiello, USCA
Apr 11	Lee Tabor, FMU
Apr 17	Dylan Owen, FMU
Apr 24	Wes Sorrells, GCSU
May 1	Jordan Carter, UNCP
May 8	Nick Wandless, USCA

the 1990s, the number of people in the UK who are aged 65 and over has increased from 10.5 million to 13.5 million, and the number of people aged 75 and over has increased from 4.5 million to 6.5 million (Office for National Statistics 2000).

There is a growing awareness of the need to address the needs of older people, and the need to ensure that the health care system is able to meet the needs of older people. The Department of Health (2000) has set out a strategy for the health care system to meet the needs of older people. The strategy is based on the following principles:

- To ensure that older people have access to the same range of health care services as younger people.
- To ensure that health care services are tailored to the needs of older people.
- To ensure that health care services are delivered in a way that is respectful of the dignity and autonomy of older people.

The strategy also sets out a number of key objectives for the health care system to meet the needs of older people. These objectives are:

- To improve the health and well-being of older people.
- To reduce the inequalities in health and well-being between older people.
- To ensure that older people are able to live independently for as long as possible.

The strategy also sets out a number of key actions for the health care system to meet the needs of older people. These actions are:

- To improve the training and education of health care professionals to meet the needs of older people.
- To improve the research and evidence base for health care services for older people.
- To improve the quality of health care services for older people.

The strategy also sets out a number of key indicators for the health care system to meet the needs of older people. These indicators are:

- The number of older people who are able to live independently for as long as possible.
- The number of older people who are able to access the same range of health care services as younger people.
- The number of older people who are able to live in their own homes for as long as possible.



PBC in Postseason and Rankings

PBC Teams In World Series Since 1988

- 1988 - Armstrong Atlantic State (5th)
- 1989 - Armstrong Atlantic State (7th)
North Florida (NAIA 3rd)
- 1990 - Columbus State (5th)
- 1991 - North Florida (NAIA 3rd)
- 1992 - None
- 1993 - USC Aiken (5th)
- 1994 - Armstrong Atlantic State (5th)
Kennesaw State (NAIA 1st)
- 1995 - Georgia College & State (2nd)
- 1996 - Kennesaw State (1st)
- 1997 - Kennesaw State (3rd)
- 1998 - Kennesaw State (2nd)
- 1999 - Kennesaw State (2nd)
- 2000 - North Florida (3rd)
- 2001 - North Florida (3rd)
- 2002 - Columbus State (1st)
- 2003 - Kennesaw State (3rd)
- 2004 - Columbus State (5th)
- 2005 - North Florida (2nd)
- 2006 - Francis Marion (t7th)



Darryl Boyd (throwing, below) was the PBC's top pitcher in 1993, going 7-1 and compiling a 1.79 ERA, leading the Pirates to a PBC championship and a South Atlantic Regional berth.

PBC Teams In NCAA South Atl. Regional Since '88 (Seed in Parenthesis)

- 1988 - Armstrong Atlantic State (1)
Columbus State (2)
- 1989 - Armstrong Atlantic State (1)
- 1990 - Armstrong Atlantic State (1)
Columbus State (2)
- 1991 - Armstrong Atlantic State (1)
- 1992 - Armstrong Atlantic State (1)
USC Aiken (2)
- 1993 - USC Aiken (1)
Armstrong Atlantic State (2)
Francis Marion (3)
- 1994 - Columbus State (1)
Armstrong Atlantic State (2)
North Florida (2 - South)
- 1995 - Kennesaw State (1)
North Florida (1 - South)
Georgia College & State (3)
- 1996 - Kennesaw State (1)
Columbus State (2)
- 1997 - Kennesaw State (1)
Georgia College & State (3)
North Florida (3 - South)
- 1998 - Kennesaw State (1)
Armstrong Atlantic State (2)
Columbus State (4)
- 1999 - North Florida (1)
Kennesaw State (3)
Armstrong Atlantic State (4)
- 2000 - North Florida (1)
Georgia College & State (3)
Kennesaw State (4)
- 2001 - North Florida (1)
Kennesaw State (2)
Georgia College & State (3)
- 2002 - Kennesaw State (1)
North Florida (2)
Columbus State (3)
GC&SU (4)
- 2003 - North Florida (1)
Armstrong Atlantic State (2)
Kennesaw State (3)
Francis Marion (4)
- 2004 - North Florida (1)
Columbus State (3)
Augusta State (4)
- 2005 - North Florida (1)
Kennesaw State (2)
Francis Marion (3)
USC Aiken (4)
- 2006 - GCSU (1)
Francis Marion (2)
Columbus State (3)
Armstrong Atlantic State (4)
USC Aiken (5)

PBC Teams In NCAA DII Final Poll Since '88 (Rank in Parenthesis)

- 1988 - Armstrong Atlantic State (4)
Columbus State (8)
- 1989 - Armstrong Atlantic State (1)
Columbus State (15)
- 1990 - Armstrong Atlantic State (1)
Columbus State (17)
- 1991 - Armstrong Atlantic State (12)
- 1992 - USC Aiken (6)
Armstrong Atlantic State (8)
Columbus State (18)
- 1993 - USC Aiken (5)
Armstrong Atlantic State (11)
Francis Marion (19)
- 1994 - Armstrong Atlantic State (5)
North Florida (10)
Georgia College & State (14)
Columbus State (17)
- 1995 - Georgia College & State (2)
Kennesaw State (10)
North Florida (11)
Columbus State (23)
- 1996 - Kennesaw State (1)
Columbus State (7)
Georgia College & State (30)
Armstrong Atlantic State (31)
- 1997 - Kennesaw State (4)
Georgia College & State (7)
North Florida (11)
- 1998 - Kennesaw State (2)
Columbus State (18)
Armstrong Atlantic State (19)
North Florida (21)
- 1999 - Kennesaw State (2)
North Florida (5)
Armstrong Atlantic State (10)
Columbus State (12)
Lander (24)
Georgia College & State (30)
- 2000 - North Florida (3)
Georgia College & State (6)
Kennesaw State (17)
Columbus State (24)
Armstrong Atlantic State (25)
- 2001 - North Florida (3)
Kennesaw State (6)
Georgia College & State (10)
Armstrong Atlantic State (15)
Lander (18)
Columbus State (22)
- 2002 - Columbus State (1)
Kennesaw State (5)
North Florida (10)
Georgia College & State (14)
USC Aiken (20)
- 2003 - Kennesaw State (3)
North Florida (5)
Armstrong Atlantic State (9)
Francis Marion (18)
Columbus State (22)
- 2004 - Columbus State (5)
North Florida (7)
Augusta State (19)
GC&SU (29)
- 2005 - North Florida (2)
Kennesaw State (10)
USC Aiken (12)
Francis Marion (14)
Armstrong Atlantic State (18)
GC&SU (28)
- 2006 - Francis Marion (6)
GCSU (T7)
Columbus State (14)
USC Aiken (16)
AASU (T24)



The top seed in the South Atl. Region has been a PBC team every year since 1986

PBC Yearly Statistical Leaders (Individual)



Batting

Yr	Player	GP	AB	H	Avg.
1992	Roman Miestowski, ASC	58	227	101	.445
1993	Chris Hodge, AC	51	177	72	.407
1994	Keith Daugherty, COL	54	205	84	.410
1995	Ryan Coe, KSC	51	192	87	.453
1996	Greg Winters, GC	58	186	78	.419
1997	Bert Beatson, FMU	44	163	68	.417
1998	Jason Jones, KSU	66	256	101	.395
1999	Willie Carter, KSU	55	222	92	.414
2000	J.P. Songin, GCSU	59	209	84	.402
2001	Chris Carr, GCSU	57	193	80	.415
2002	Ashley Farr, USCA	56	220	94	.427
2003	Ashley Farr, USCA	54	207	100	.483
2004	Sam Barth, ASU	55	215	86	.400
2005	Matt Goyea, Upstate	46	181	77	.425
2006	Jesse Barbaro, Lander	52	185	73	.395

RBI

Yr	Player	GP	RBI	RBI/Game
1992	Eric Chavez, ASC	59	82	1.39
1993	Tom Estep, FMU	43	57	1.33
1994	Tony Kunka, ASC	65	86	1.32
1995	Ryan Coe, KSC	51	67	1.31
1996	Dusty DeVore, COL	55	62	1.13
1997	Steve Mitrovich, FMU	46	48	1.04
1998	Jason Jones, KSU	66	103	1.56
1999	Jason Jones, KSU	63	93	1.48
2000	Kevin Kay, UNF	60	83	1.38
2001	Brad Bouras, CSU	54	67	1.24
2002	Ashley Farr, USCA	56	74	1.32
	Tavis Cummings, USCA	56	74	1.32
2003	Joseph Russell, UNF	57	75	1.32
2004	Larry Pittman, CSU	61	75	1.23
2005	Mike DeVeaux, GCSU	53	67	1.26
2006	Mike DeVeaux, GCSU	65	78	1.20

Home Runs

Yr	Player	GP	HR	HR/Game
1992	Eric Chavez, ASC	59	21	0.36
1993	Chris Hodge, AC	51	18	0.35
1994	Tarry Stokes, AC	51	25	0.49
1995	Keith Daugherty, COL	60	15	0.25
1996	Dusty DeVore, COL	55	22	0.40
1997	Jason Backus, GCSU	64	18	0.28
1998	Jason Jones, KSU	66	26	0.39
1999	Jason Jones, KSU	63	25	0.40
2000	Chris Carr, GCSU	57	17	0.30
2001	Donny Hood, KSU	59	19	0.32
2002	Donny Hood, KSU	59	18	0.31
2003	Scott Conway, KSU	57	21	0.37
2004	Larry Pittman, CSU	61	21	0.34
2005	Marion Knowles, UNF	63	18	0.29
2006	Four Tied With		10	

Doubles

Yr	Player	GP	2B	2B/Game
1992	Tom Estep, FMU	43	15	0.35
1993	Ty Stott, USCS	41	17	0.41
1994	Danny O'Rourke, GC	58	24	0.41
1995	Tarry Stokes, AC	49	21	0.43
1996	Chris Grady, GC	58	26	0.45
1997	Stanley Moss, USCS	43	18	0.42
1998	Brad Bender, CSU	51	24	0.47
1999	Jason Lockhart, UNCP	49	24	0.49
2000	Chris Carr, GCSU	57	24	0.42
2001	Lloyd Turner, KSU	60	23	0.38
2002	Chris Gilstrap, CSU	62	24	0.39
2003	Clint Watters, KSU	58	24	0.41
2004	Bradley Key, USCA	56	24	0.43
2005	Robert Davis, USCA	58	24	0.41
2006	Drew Candlin, CSU	60	24	0.40

Triples

Yr	Player	GP	3B	3B/Game
1992	Brad Beatson, FMU	41	5	0.12
1993	Antone Brooks, FMU	40	4	0.10
1994	Greg Medford, USCS	42	5	0.12
1995	Greg Medford, USCS	38	5	0.13
1996	Ryan Girard, AC	49	7	0.14
1997	Bert Beatson, FMU	44	5	0.11
1998	Dustin Sands, FMU	46	6	0.13
1999	Tom Darby, LU	47	7	0.15
2000	Haydn Chinn, AASU	53	5	0.09
2001	Matt May, ASU	50	9	0.18
2002	Chris Boanen, AASU	55	6	0.11
2003	Six tied with 4			
2004	Quincy Wyche, UNCP	51	6	0.12
2005	Casey Derhak, USCA	59	8	0.14
2006	Truman Marek, AASU	56	7	0.13
	Justin Greene, FMU	56	7	0.13

Stolen Bases

Yr	Player	GP	SB-SBA	SB/Game
1992	Marquis Spell, FMU	43	30-35	0.70
1993	Brad Beatson, FMU	43	29-33	0.67
1994	Adam Riggs, USCA	57	42-47	0.74
1995	Brett Thees, CSU	58	46-51	0.79
1996	Joe Parks, KSU	56	37-42	0.66
1997	Lee Carter, FMU	47	27-32	0.57
1998	Scott Crabb, GCSU	53	27-33	0.51
1999	Willie Carter, ASU	55	35-42	0.64
2000	JuFu Foreman, ASU	54	49-58	0.91
2001	Gary Harris, GCSU	59	30-35	0.51
2002	Jason Samples, GCSU	52	31-43	0.60
2003	Clint Keown, USCA	53	52-59	0.98
2004	Garrett Groce, CSU	57	28-34	0.49
2005	Brandon Sumlin, ASU	49	31-39	0.63
2006	Brian Lauderdale, NGA	61	44-51	0.72

Victories

Yr	Player	IP	W-L	Pct.
1992	Daryle Gavlick, ASC	100.0	11-1	.917
	Keith Linebarger, COL	116.7	11-3	.786
1993	Rob Jackson, AC	111.1	10-5	.667
1994	Tim Trawick, COL	99.2	11-2	.846
1995	Chris McKnight, KSC	107.1	13-0	1.000
1996	Rodney Stevenson, COL	124.0	13-2	.867
1997	Jeremy Halpin, FMU	97.0	13-2	.867
1998	Dusty Keppen, KSU	103.0	12-0	1.000
	Chris Bowen, KSU	119.2	12-2	.857
1999	Tony Pierce, CSU	113.0	12-1	.923
2000	Matt Incinelli, UNF	107.1	12-1	.923
2001	Brad Reed, KSU	58.2	14-1	.933
	Tod Ewasko, UNF	142.1	14-3	.824
	Brian Rauch, UNF	111.0	14-3	.824
2002	Erin Jones, FMU	117.2	12-6	.667
2003	Jon Dobyns, AASU	105.2	12-2	.857
2004	Travis Stanton, UNF	128.1	12-2	.857
2005	Jon Troop, AASU	94.0	11-5	.688
2006	Dylan Owen, FMU	117.1	12-3	.800

Saves

Yr	Player	IP	ERA	Saves
1992	Steve Lee, USCA	40.1	0.89	8
1993	Tony Loccy, COL	49.0	1.29	11
1994	Scott Donovan, ASC	57.0	5.05	8
1995	Doug Louthan, ASU	62.2	2.44	8
1996	Brandon O'Hearn, COL	28.1	1.27	13
1997	Jason Jones, KSU	28.2	1.88	9
1998	Casey Jackson, ASU	19.1	1.40	5
	Mike Prokop, KSU	36.0	1.75	5
1999	Chris Humrich, AASU	26.2	3.04	10
2000	Jerrold Payne, UNF	54.2	1.65	14
2001	Mike Wood, UNF	80.1	4.59	16
2002	Brian Baker, CSU	58.0	2.02	8
2003	Cody Cerrato, UNF	44.0	1.84	10
2004	Justin Williams, ASU	30.0	4.50	12
2005	Matt Nalutka, AASU	30.0	0.30	12
2006	Scott Wandless, USCA	34.2	1.56	17

Earned Runs

Yr	Player	IP	R	ER	ERA
1992	Daryle Gavlick, ASC	100.0	25	13	1.17
1993	Tony Loccy, COL	49.0	12	7	1.29
1994	Mason Rose, AC	57.2	15	11	1.72
1995	Chris McKnight, KSC	107.1	32	20	1.68
1996	Jeff Agard, ASC	78.0	22	9	1.04
1997	Donnie Thomas, KSU	98.1	31	20	1.83
1998	Jeremy Wedel, AASU	114.0	36	26	2.05
1999	Tony Pierce, CSU	113.0	37	26	2.07
2000	Adam Horne, UNF	89.2	28	18	1.81
2001	Ben Genrich, KSU	79.1	35	24	2.72
2002	Erin Jones, FMU	117.2	57	30	2.29
2003	Justin Walker, ASU	71.2	29	18	2.26
2004	Judson Bradley, CSU	66.2	22	15	2.03
2005	Josh Papelon, UNF	66.2	12	11	1.49
2006	Michael Newman, GCSU	81.0	38	16	1.78

Strikeouts

Yr	Player	GP	IP	SO	K's/G
1992	Daryle Gavlick, ASC	14	100.0	124	11.16
1993	Bryan Ward, USCA	21	110.2	134	10.90
1994	Brian Britton, COL	19	119.0	133	10.10
1995	Chad Beagle, USCA	19	55.0	74	12.11
1996	Chip Cason, GC	17	91.2	99	9.77
1997	Kevin Mobley, GCSU	19	116.0	129	10.00
1998	Mark Copeland, AASU	14	56.0	58	9.64
1999	David Lee, LU	17	65.0	86	11.91
2000	Lee Rodney, KSU	14	79.2	92	10.37
2001	Tod Ewasko, UNF	22	142.1	108	6.84
2002	Grant Reynolds, KSU	17	103.0	134	11.71
2003	Grant Reynolds, KSU	16	98.0	115	10.56
2004	Travis Stanton, UNF	20	128.1	115	8.08
2005	Matt Goyea, GCSU	13	90.2	122	12.11
2006	Dylan Owen, FMU	17	125.0	124	8.93



PBC Yearly Statistical Leaders (Team)

Batting

Yr	School	GP	AB	H	Avg.
1992	Armstrong State	59	2299	602	.316
1993	Armstrong State	59	1971	666	.338
1994	Kennesaw State	62	1902	628	.330
1995	Kennesaw State	55	1854	613	.331
1996	Francis Marion	37	1289	399	.310
1997	Francis Marion	47	1577	488	.309
1998	Kennesaw State	66	2250	768	.342
1999	Lander	48	1634	530	.324
2000	GC&SU	59	1977	625	.316
2001	Armstrong Atlantic	53	1787	615	.344
2002	Armstrong Atlantic	55	1890	641	.339
2003	USC Aiken	54	1890	626	.331
2004	Augusta State	56	1882	601	.319
2005	Armstrong Atlantic	50	1686	556	.330
2006	Armstrong Atlantic	57	2001	648	.324

Scoring

Yr	School	GP	R	R/Game
1992	Armstrong State	59	502	8.51
1993	Armstrong State	59	565	9.58
1994	Armstrong State	66	571	8.65
1995	Kennesaw State	55	433	7.87
1996	Columbus College	56	399	7.13
1997	Kennesaw State	62	447	7.21
1998	Kennesaw State	66	628	9.51
1999	North Florida	60	506	8.43
2000	North Florida	63	514	8.16
2001	Columbus State	56	497	8.88
2002	Columbus State	63	511	8.11
2003	Augusta State	51	407	7.98
2004	Augusta State	56	424	7.57
2005	USC Upstate	54	413	7.65
2006	GCSU	65	506	7.78

Home Runs

Yr	School	GP	HR	HR/Game
1992	N/A			
1993	Augusta College	51	64	1.25
1994	Augusta College	52	62	1.19
1995	Columbus College	60	55	0.92
1996	Columbus College	56	91	1.63
1997	Columbus State	55	63	1.15
1998	Kennesaw State	66	91	1.38
1999	North Florida	60	92	1.53
2000	USC Aiken	56	74	1.32
2001	Kennesaw State	60	69	1.15
2002	USC Aiken	56	78	1.39
2003	Kennesaw State	58	83	1.43
2004	Kennesaw State	56	60	1.07
2005	GC&SU	53	60	1.13
2006	GCSU	65	54	0.83

Stolen Bases

Yr	School	GP	SB-SBA	SB/Game
1992	N/A			
1993	Francis Marion	43	79-91	1.84
1994	USC-Aiken	57	150-174	2.63
1995	Georgia College	61	115-149	1.89
1996	Kennesaw State	65	107-138	1.65
1997	Francis Marion	47	77-109	1.64
1998	GC&SU	57	113-155	1.98
1999	GC&SU	55	141-181	2.56
2000	Augusta State	54	120-153	2.22
2001	Columbus State	56	135-172	2.41
2002	GC&SU	54	126-173	2.33
2003	GC&SU	51	113-155	2.22
2004	Augusta State	56	131-172	2.34
2005	UNC Pembroke	54	94-117	1.74
2006	GCSU	65	117-142	1.80

Fielding

Yr	School	GP	PO	Ast	Err	Pct
1992	Columbus College	53	1280	491	64	.965
1993	Kennesaw State	54	1176	457	56	.967
1994	Kennesaw State	62	1415	623	93	.956
1995	Columbus College	60	1515	638	88	.961
1996	Columbus College	56	1455	608	76	.964
1997	Armstrong Atlantic	58	1444	639	85	.961
1998	Kennesaw State	66	1671	765	72	.971
1999	Armstrong Atlantic	56	1409	558	74	.964
2000	Armstrong Atlantic	54	1397	553	81	.960
2001	Lander	51	1261	517	74	.960
	Columbus State	56	1346	587	81	.960
2002	Kennesaw State	59	1513	626	71	.968
2003	Kennesaw State	58	1472	615	75	.965
2004	Kennesaw State	56	1378	572	67	.967
	North Florida	59	1529	668	75	.967
2005	North Florida	64	1694	722	83	.967
2006	Columbus State	61	1520	687	74	.968

Earned Runs

Yr	School	GP	IP	R	ER	ERA
1992	Armstrong State	59	495.1	203	128	2.33
1993	Armstrong State	59	502	243	145	2.69
1994	Armstrong State	66	567.2	311	212	3.36
1995	Kennesaw State	55	463.1	201	144	2.80
1996	Kennesaw State	65	562	242	189	3.03
1997	Kennesaw State	62	521	210	154	2.66
1998	Kennesaw State	66	557	192	154	2.49
1999	Kennesaw State	63	530	253	199	3.38
2000	Kennesaw State	58	491	247	189	3.46
2001	Francis Marion	51	426.1	259	182	3.84
2002	Columbus State	63	530.2	272	181	3.07
2003	Armstrong Atlantic	51	431.1	169	130	2.71
2004	Francis Marion	46	386.2	199	150	3.49
2005	Francis Marion	51	433.7	197	150	3.11
2006	GCSU	65	565.1	248	177	2.82



Eric Chavez led the Peach Belt in both home runs (21) and RBI (82) en route to PBC Player of the Year honors in 1992.



All-America Tony Kunka led the Peach Belt in RBIs in 1994 with 86 (1.32 per game).

Peach Belt Conference Records (All Games)



Individual Batting Records

Highest Batting Average

Season .483 by Ashley Farr (USCA), 2003
Career .420 by Ashley Farr (USCA), 2002-04

Highest Slugging Percentage

Season .837 by Jason Jones (KSCU), 1999
Career .732 by Ryan Coe (KSC), 1994-95

Most Games Played

Season 69 by Greg Winters (GC), 1995
Career 241 by Jason Jones (KSU), 1996-99

Most At Bats

Game 8, 17 times. (2 times in 2006)
Season 271 by Kevin Baldwin, (KSU), 1998
Career 843 by Nathan Cothran (KSU), 1995-98

Most Runs Scored

Game 6 by Clint Watters (KSU) vs. Clark Atlanta, 3-23-04
6 by Kevin Faulkner (LU) vs. Belmont Abbey, 4-20-04
Season 88 by Nathan Cothran (KSU), 1998
Career 230 by Brad Bouras (CSU), 1998-01

Most Hits

Game 7 by Adrian Colton (KSU) vs. Clark Atlanta, 3-23-04
Season 102 by Greg Winters (GC), 1995
Career 303 by Brad Bouras (CSU), 1998-01

Most Runs Batted In

Game 10 by Jason Berry (USCS) vs. Belmont Abbey, 3-13-01
Season 103 by Jason Jones (KSU), 1998
Career 255 by Brad Bouras (CSU), 1998-01

Most Doubles

Game 4 by Daniel Heflin (AASU) vs. Wayne State, 3-6-06
4 by Nathan Grant (USCA) vs. Southern Indiana, 3-9-99
4 by Chris Hodge (AC) vs. Presbyterian, 4-15-93
4 by Steve Young (ASC) vs. Howard, 2-14-93
Season 26 by Chris Grady (GC), 1996
26 by Kyle Catrett (UNF), 2000
Career 69 by Clint Watters (KSU), 2001-04

Most Triples

Game 3 by Rauf Tunali (KSU) vs. Lincoln Memorial, 2-22-97
Season 9 by Matt May (ASU), 2001
Career 18 by Dustin Sands (FMU), 1995-98

Most Home Runs

Game 4 by Steve Wilfing (FMU) vs. Newberry, 4-7-93
Season 26 by Jason Jones (KSU), 1998
Career 63 by Brad Bouras, 1998-01

Most Consecutive Games with a Home Run

7 by Ryan Coe (KSC), 1994)

Most Total Bases

Game 20 by Jason Berry (USCS) vs. Belmont Abbey, 3-13-01
Season 206 by Jason Jones (KSU), 1998
Career 561 by Brad Bouras (CSU), 1998-01

Most Walks

Game 5 by Hans Stancil (GCSU) vs. North Georgia, 4/15/06
Season 67 by Greg Winters (GC), 1996
Career 199 by Greg Winters (GC), 1993-96

Most Times Hit by Pitch

Game 4 by Stephen Worell (CSU) vs. Pfeiffer, 5-13-04 (**DII Record**)
Season 30 by Deron Spink (ASC), 1994
Career 45 by J. Taylor (FMU), 1999-2000

Most Stolen Bases

Game 5 by Brandon Sumlin (ASU) vs. Molloy, 3-5-05
5 by Clint Keown (USCA) vs. Lindsey-Wilson, 3-12-03
Season 52 by Clint Keown (USCA), 2003
Career 87 by Clint Keown (USCA), 2001-03

Longest Hitting Streak

Season 41 by David Harriman (AASU), 2002
Career 47 by Sam Barth (ASU), 2004-05 (**DII Record**)

Most Sacrifice Hits

Game 3 by many
Season 21 by Sean Hotzak (AASU), 2006
Career 36 by Justin Mills (GCSU), 2004-06

Individual Pitching Records

Most Appearances

Season 41 by Michael Newman (GCSU), 2006
Career 114 by Nick Wandless (USCA), 2003-06 **DII National Record**

Most Starts

Season 20 by Kevin Dye (GC), 1995
Career 65 by Matt Incinelli (UNF), 1999-2002

Most Complete Games

Season 12 by Rusty Kea (GC), 1992
12 by Tod Ewasko (UNF), 2001
Career 29 by Erin Jones (FMU), 2002-04

Most Relief Appearances

Season 41 by Michael Newman (GCSU), 2006
Career 107 by Nick Wandless (USCA), 2003-06

Most Wins

Season 14 by Brad Reed (KSU), 2001
14 by Tod Ewasko (UNF), 2001
14 by Brian Rauch (UNF), 2001
Career 45 by Matt Incinelli (UNF), 1999-2002

Most Consecutive Wins

Season 13 by Chris McKnight (KSC), 1995
Career 18 by Greg Perry (KSU), 1995-99

Highest Win-Loss Percentage (Min. 10 decisions)

Season 1.000 (12-0) by Jason Childers (KSC), 1996
1.000 (12-0) by Dusty Keppen (KSU), 1998
1.000 (10-0) by Adam Brandenburg (KSU), 2002
Career 1.000 (18-0) by Greg Perry (KSU), 1995-99

Most Saves

Season 17 by Nick Wandless (USCA), 2006
Career 32 by Nick Wandless (USCA), 2003-06 **DII National Record**

Lowest Earned Run Average

Season 0.89 by Steve Lee (USCA), 1993
Career 0.91 by Steve Lee (USCA), 1992-93

Consecutive Scoreless Innings

Season 30.1 by Mark Ewing (ASC), 1992

Consecutive Scoreless Appearances

Season 24 by Matt Nalutka (AASU), 2005

Most Innings Pitched

Game 12.0 by Ashley Brewer (UNCP) vs. USC Aiken, 4-3-04
12.0 by Jason Nunzy (USCA) vs. AASU, 3-30-02
Season 144.2 by Kevin Dye (GC), 1995
Career 430.2 by Matt Incinelli (UNF), 1999-2002

Most Strikeouts

Game 19 by Jeremy Ward (UNCP) vs. AASU, 4-28-01
19 by Grant Reynolds (KSU) vs. USCA, 3-14-03
Season 146 by Tony Pierce (KSU), 1999
Career 328 by Matt Incinelli (UNF), 1999-2002

Most Walks

Game 11 by Clint Brooks (ASC) vs. Valdosta State, 4-11-95
11 by Antone Brooks (FMU) vs. USC Aiken, 3-30-93
Season 67 by Mark Copland (ASU), 1997
Career 172 by Chris Daniels (USCA), 1997-2000

Most Shutouts

Season 4 by Jason Childers (KSC), 1996
4 by Daryle Gavlick (ASC), 1992
Career 5 by Jason Childers (KSU), 1996-97

Most Consecutive Shutouts

Season 3 by Mark Ewing (ASC), 1992

Individual Fielding Records

Most Putouts

Game 20 by Barrett Otto (UNCP) vs. Augusta State, 2-26-06
20 by Michael Wadowski (USCA) vs. USC Upstate, 2-13-05
Season 577 by Joey Russell (UNF), 2004
Career 1,090 by Joey Russell (UNF), 2003-04

Most Assists

Game 11 by Mike DeVeaux (GCSU) vs. Shippensburg, 3-4-06
Season 224 by Mike DeVeaux (GCSU), 2006
Career 569 by Jason Weaver (FMU), 2003-06





Peach Belt Conference Records (All Games)

Most Errors

Game 5, four times.
Season 42 by Shane Hopper (CSU), 1999
Career 88 by Tony Hanks (USCA), 2001-04

Most Passed Balls

Game 5 by David Gillespie (USCA) vs UNC Pembroke, 4-21-00
Season 31 by David Gillespie (USCA), 2000
Career 49 by Derrick Roadcap (FMU), 1991-94

Team Records

Most Wins in a Season: 61 by Kennesaw State, 1998 (**DII Record**)
Most Consecutive Wins: 30 by Kennesaw State, 1998 (**DII Record**)
Most Consecutive Home Wins: 31 by Kennesaw State, 1998
Most Consecutive Away Wins: 11 by Kennesaw State, 1998
Best Won-Lost Percentage: .924 (61-5) by Kennesaw State, 1998
Most Losses in a Season: 42 by USC Spartanburg, 2001
Most Consecutive Losses: 16 by Pembroke State, 1994
Most Consecutive Home Losses: 10 by Pembroke State, 1994
Most Consecutive Away Losses: 9 by Francis Marion, 1999 & 2002
Longest Game: 17 innings, GCSU vs. Shippensburg (W 6-5), 3-4-06

Team Batting Records

Highest Batting Average

Season .344 by Armstrong Atlantic State, 2001

Most At Bats

Game 66 by USC Aiken vs. USC Upstate, 2-13-05
Season 2270 by Georgia College, 1995

Most Runs

Inning 16 by Armstrong Atlantic vs. North Greenville, 2-10-06 (1st)
 16 by Kennesaw State vs. Knoxville, 4-19-96

Game 35 by Kennesaw State vs. Clark Atlanta, 3-23-04
Season 628 by Kennesaw State, 1998

Most Hits

Inning 13 by Kennesaw State vs. Knoxville, 4-19-96
Game 30 by Kennesaw State vs. Clark Atlanta, 3-23-04
Season 768 by Kennesaw State, 1998

Most Runs Batted In

Inning 15 by Kennesaw State vs. Knoxville, 4-19-96
Game 32 by Kennesaw State vs. Clark Atlanta, 3-23-04
Season 558 by Kennesaw State, 1998

Most Doubles

Inning 5 by USC Aiken vs. GC&SU, 3-7-99
Game 11 by USC Upstate vs. Bloomfield, 2-5-05
 11 by Armstrong State vs. S.C. State, 3-30-93
Season 152 by Kennesaw State, 1998

Most Triples

Inning 2 by Francis Marion vs. North Greenville, 4-24-04
 2 by Augusta College vs. USC Spartanburg, 4-14-95
 2 by Armstrong State vs. Howard, 2-19-94
Game 4 by six teams. Last: UNCP vs. St. Augustine's, 4-26-05
Season 38 by Armstrong State, 1994

Most Home Runs

Inning 3, several times
Game 11 by Francis Marion vs. Newberry, (4-7-93)
Season 92 by Columbus College, 1996
 92 by North Florida, 1999

Most Grand Slams

Game 2 by Francis Marion vs. Newberry, 4-7-93
 2 by USC Spartanburg vs. Belmont Abbey, 3-13-01
Season 5 by Armstrong State, 1994
 5 by USC Aiken, 2002

Most Total Bases

Inning 19 by UNC Pembroke vs. East Stroudsburg, 3-8-03
Game 69 by USC Spartanburg vs. Belmont Abbey, 3-13-01
Season 1,215 by Kennesaw State, 1998

Most Times Walked

Inning 7 by GC&SU vs. North Florida, 4-15-00
 7 by USC Aiken vs. Fairmont State, 3-7-00
 7 by Francis Marion vs. West Virginia State, 3-27-92
Game 18 by Columbus State vs. Albany State, 4-6-05
 18 by USC Aiken vs. Fairmont State, 3-7-00
Season 383 by Armstrong State, 1993

Most Sacrifice Hits

Game 6 by Francis Marion vs. USC Aiken, 4-26-06 (**Ties DII Record**)
 6 by AASU vs. FMU, 4-6-03 (**ties DII Record**)

Season 74 by GC&SU, 1995 (**DII Record**)

Most Sacrifice Flies

Game 6 by Armstrong State vs. Gannon, 2-28-92
Season 62 by Armstrong State, 1994 (**DII Record**)

Most Stolen Bases

Inning 5 by Pembroke State vs. St. Andrews
Game 12 by Lander vs. Saint Augustine's, 3-10-06
Season 168 by USC Aiken, 1992

Most Stolen Base Attempts

Inning 6 by Pembroke State vs. St. Andrews
Game 12 by Lander vs. Saint Augustine's, 3-10-06
Season 202 by USC Aiken, 1992

Most Times Hit by Pitch

Inning 4 by Armstrong Atlantic vs. Adelphi, 3-7-00
Game 9 by USC Aiken vs. Taylor, 3-28-02
Season 90 by GCSU, 2006

Most Consecutive Games Without Being Shutout, Season
 66 by Kennesaw State, 1998

Most Consecutive Games Without Being Shutout, Overall
 260 by USC Aiken, 3-9-96 to 3-4-00

Largest Winning Margin

Game 35 by Kennesaw State (35) vs. Clark Atlanta (0), 3-23-04

Team Pitching Records

Most Complete Games

Season 26 by Georgia College, 1992

Lowest Earned Run Average

Season 2.33 by Armstrong State, 1992

Most Innings Pitched

Season 586.2 by Georgia College, 1995

Most Strikeouts

Inning 4, several times
Game 22 by Columbus State vs. USC Aiken, 5-11-94
Season 510 by USC Aiken, 1995

Most Walks Allowed

Inning 6, several times
Game 22 by Columbus State vs. Huntington, 4-13-99
Season 297 by Armstrong State, 1994

Most Shutouts

Season 12 by Kennesaw State, 1998

Most Saves

Season 21 by North Florida, 2005

Team Fielding Records

Most Putouts

Game 51, GCSU vs. Shippensburg, 3-4-06
Season 1760 by Georgia College, 1995

Most Assists

Inning 7, several times
Game 28 by North Florida vs. UNC Pembroke, 2-12-05
Season 771 by Kennesaw State, 1993

Most Errors

Inning 4 by Augusta State vs. Erskine, 3-31-98
Game 9 by Augusta State vs. UNC Pembroke, 2-26-06
 9 by Francis Marion vs. UNC Pembroke, 2-14-98
 9 by Francis Marion vs. Lander, 4-12-98
Season 157 by Georgia College & State Univ., 1997

Most Double Plays

Game 6 by Lander vs. USC Aiken, 3-15-98 (**T-DII Record**)
Season 71 by Kennesaw State, 2005

Most Passed Balls

Game 5 by GC&SU vs. Wisconsin-Parkside, 3-15-05
 5 by USC Aiken vs. UNC Pembroke, 4-21-00
 5 by GC&SU vs. UNC Pembroke, 4-6-03
Season 41 by USC Aiken, 2000



The Pirates turned an NCAA Division II-leading 65 double plays in 1994



Individual Batting Records

Highest Batting Average

Season .485 by Brian Lauderdale (NGA), 2006
Career .392 by Ashley Farr (USCA), 2002-04

Highest Slugging Percentage

Season 1.059 by Tarry Stokes (AC), 1995
Career .713 by Tarry Stokes (AC) 1992-95

Most Games

Season 30 by many
Career 115 by Jerry Honeycutt (FMU), 2000-03

Most At Bats

Game 8 by 12 players (7 in 2005)
Season 133 by Julius Thames (KSU), 2002
Career 414 by Jason Weaver (FMU), 2003-06

Most Runs Scored

Game 5 by six players
Season 44 by Willie Harris (KSU), 1999
Career 85 by Alfredo Lugo (GC&SU), 1998-2001

Most Hits

Game 6 by Kurt McKee (CSU) vs. UNC Pembroke, 4-25-04
Season 50 by Brian Lauderdale (NGA), 2006
 50 by Antonio Evans (USCA), 1999
Career 131 by Jerry Honeycutt (FMU), 2000-03

Most Runs Batted In

Game 8 by Scott Conway (KSU) vs. Francis Marion, 2-22-03
Season 44 by Jason Jones (KSU), 1999
Career 93 by Jason Jones (KSU), 1996-99

Most Doubles

Game 3 by 10 players (last by Nick Stewart (FMU) vs. Lander, 5-5-06)
Season 15 by Donny Hood (KSU), 2002
Career 31 by Dustin Sands (FMU), 1995-98

Most Triples

Game 2, eight times.
Season 6 by Dustin Sands (FMU), 1998
Career 12 by Dustin Sands (FMU), 1995-98

Most Home Runs

Game 3, five times. Last: George Fletcher (AASU) vs. USCA, 5-8-04
Season 14 by Jason Jones (KSU), 1999
Career 25 by Jason Jones (KSU), 1996-99

Most Consecutive Games with a Home Run

4 by David Harriman (AASU), 4-14-01 to 4-21-01

Most Total Bases

Game 14 by George Fletcher (AASU) vs. USC Aiken, 5-8-04 (3 HR, 1 2B)
Season 94 by Jason Jones (KSU), 1999
Career 215 by Jason Jones (KSU), 1996-99

Most Walks

Game 5 by Hans Stancil (GCSU) vs. North Georgia, 4-15-06
Season 29 by Hans Stancil (GCSU), 2006
Career 73 by Travis Evans (KSU), 2002-05

Most Times Hit By Pitch

Game 3 by four players
Season 15 by J. Taylor (FMU), 1999 & 2000
Career 30 by J. Taylor (FMU), 1999-2000

Most Stolen Bases

Game 4 by many
Season 23 by Brian Lauderdale (NGA), 2006
Career 48 by Jason Samples (GCSU), 2000-03

Longest Hitting Streak

Season 25 by Sam Barth (ASU), 2004
Career 31 by Sam Barth (ASU), 2004-05

Most Sacrifice Hits

Game 3 by four players (last by Joey Davis (AASU) vs. USCA, 5-6-06)
Season 13 by Rob Recuenco (AASU), 2004
Career 22 by Justin Mills (GCSU), 2004-06

Individual Pitching Records

Most Appearances

Season 18 by Eric Stewart (UNCP), 2004
Career 55 by Nick Wandless (USCA), 2003-06
 55 by Brian Baker (CSU), 2002-05

Most Starts

Season 11 by Wes McColl (USCA), 2003

Career 31 by Chris Daniels (USCA), 1997-2000

Most Complete Games

Season 9 by Erin Jones (FMU), 2003
 9 by Tony Pierce (CSU), 1999
Career 22 by Erin Jones (FMU), 2002-04

Most Relief Appearances

Season 18 by Eric Stewart (UNCP), 2004
Career 50 by Nick Wandless (USCA), 2003-06

Most Wins

Season 9 by Tony Pierce (CSU), 1999
Career 29 by Matt Incinelli (UNF), 1999-2002

Most Consecutive Wins

Season 8 by Jon Dobyms (AASU), 2003
 8 by Matt Incinelli (UNF), 2002
 8 by Matt Pender (KSU), 2002
 8 by Tony Pierce (CSU), 1999
Career 11 by Daryll Boyd (AASU) (11-0), 1992-93

Highest Win-Loss Percentage (Min. seven decisions)

Season 1.000 (8-0) by Jon Dobyms (AASU), 2003
 1.000 (8-0) by Matt Pender (KSU), 2002
 1.000 (7-0) by Chris McKnight (KSC), 1995
Career 1.000 (11-0) by Daryll Boyd (AASU), 1992-93

Most Saves

Season 10 by Cody Williams (ASU), 2004
Career 16 by Nick Wandless (USCA), 2003-06

Best Earned Run Average (min. 30.0 IP)

Season 0.57 by Josh Papelbon (UNF), 2005 (31.2 IP)
Career 2.44 by Chris Bowen (KSU), 1996-99

Most Consecutive Scoreless Innings

Season 21.1 by Mark Ewing (ASC), 1992

Most Consecutive Scoreless Appearances

Season 13 by Matt Nalutka (AASU), 2005

Most Innings Pitched

Game 12.0 by Ashley Brewer (UNCP) vs. USC Aiken, 4-3-04
 12.0 by Jason Nuzny (USCA) vs. AASU, 3-30-02
Season 87.0 by Tony Pierce (CSU), 1999
Career 214.2 by Brian Baker (KSU), 2002-05

Most Strikeouts

Game 19 by Grant Reynolds (KSU) vs. USC Aiken, 3-14-03
 19 by Jeremy Ward (UNCP) vs. AASU, 4-28-01
Season 105 by Grant Reynolds (KSU), 2002
Career 222 by Erin Jones (FMU), 2002-04

Most Walks

Game 11 by Antone Brooks (FMU) vs. USC Aiken, 3-30-93
Season 45 by Chris Daniels (USCA), 2000
Career 127 by Chris Daniels (USCA), 1997-2000

Most Shutouts

Season 3 by Steve Pacheco (GCSU), 2001
 3 by Jeremy Wedel (AASU), 1998
Career 5 by Adam Horne (UNF), 1999-2002

Most Consecutive Shutouts

Career 2 by Jeff Agard (ASC), 1996
 2 by Mark Ewing (ASC), 1992

Individual Fielding Records

Most Putouts

Game 20 by Barrett Otto (UNCP) vs. Augusta State, 2-26-06
 20 by Michael Wadowski (USCA) vs. USC Upstate, 2-13-05
Season 305 by Michael Pelley (AASU), 2003
Career 493 by Luke Ogletree (FMU), 2004-05

Most Assists

Game 10, six times. Last by Kurt McKee (CSU) vs. USCS, 4-5-03
Season 101 by Ryan Knight (UNF), 2004
Career 235 by Jason Weaver (FMU), 2003-05

Most Errors

Game 5 by Radley Raven (Lander) vs. UNC Pembroke, 4-1-06
 5 by Bennett Mayfield (ASU) vs. Columbus State, 2-16-04
Season 27 by Justin Rickett (NGCSU), 2006
Career 49 by Tony Hanks (USCA), 2002-04

Most Passed Balls

Game 4 by Grady Blanchard (ASU) vs. AASU, 2-8-98
Season 21 by David Gillespie (USCA), 2000
Career 22 by David Gillespie (USCA), 2000-01



Peach Belt Conference Records (PBC Games)

Team Records

Most Wins in a Season: 27 by Kennesaw State, 1998
Most Consecutive Wins: 17 by Kennesaw State, 1998
Most Consecutive Home Wins: 23 by Kennesaw State, 1997-99
Most Consecutive Away Wins: 9 by Kennesaw State, 1996-97
Best Won-Lost Percentage: .964 (27-1) by Kennesaw State, 1998
Most Losses in a Season: 25 by Augusta State, 2006
Most Consecutive Losses: 13 by Augusta State, 2006
Most Consecutive Home Losses: 8 by Augusta State, 1996-97
Most Consecutive Away Losses: 15 by Francis Marion, 2001-02
Longest Game (by innings):
 16 innings, Lander (3) vs. Francis Marion (1), 4-12-98
 16 innings, GC&SU (8) vs. USC Aiken (7), 2-17-02

Team Batting Records

Highest Batting Average
Season .348 by Kennesaw State, 1998

Most At Bats
Game 66 by USC Aiken vs. USC Upstate, 2-13-05
Season 1071 by USC Aiken, 2002

Most Runs
Inning 10 by AASU vs. UNC Pembroke, 5-3-03
 10 by USC Aiken vs. GC&SU, 3-7-99
Game 28 by North Florida vs. Kennesaw State, 4-5-03
Season 256 by Kennesaw State, 1998

Most Hits
Inning 9 by North Florida vs. Kennesaw State, 4-5-03
 9 by Augusta State vs. USC Aiken, 4-8-95
 9 by USC Aiken vs. GC&SU, 3-7-99
Game 28 by USC Aiken vs. USC Upstate, 2-13-05
 28 by North Florida vs. Kennesaw State, 4-5-03
 28 by Francis Marion vs. Columbus College, 3-29-93
Season 335 by Armstrong Atlantic State, 2001

Most Runs Batted In
Inning 10 by AASU vs. UNC Pembroke, 5-3-03
 10 by USC Aiken vs. GC&SU, 3-7-99
Game 26 by North Florida vs. Kennesaw State, 4-5-03
Season 225 by Kennesaw State, 1998

Most Doubles
Inning 5 by USC Aiken vs. Ga. College & State Univ., 3-7-99
Game 9 by Kennesaw State vs. USC Spartanburg, 3-29-03
Season 71 by USC Aiken, 2000

Most Triples
Inning 2 by Augusta College vs. USC Spartanburg, 4-14-95
Game 4 by Augusta College vs. USC Spartanburg, 4-14-95
Season 13 by USC Spartanburg, 2004

Most Home Runs
Inning 3 by AASU vs. UNC Pembroke, 5-3-03 (5th inning)
 3 by North Florida vs. Kennesaw State, 4-5-03 (7th inning)
Game 6 by Kennesaw State vs. Francis Marion, 2-22-03
 6 by Armstrong State vs. Augusta College, 3-20-94
Season 43 by USC Aiken, 2000

Most Total Bases
Inning 18 by AASU vs. UNC Pembroke, 5-3-03 (5th inning)
Game 49 by North Florida vs. Kennesaw State, 4-5-03
Season 516 by Kennesaw State, 1998

Most Times Walked
Inning 5 by Columbus State vs. UNC Pembroke, 3-28-98
 5 by Augusta State vs. USC Spartanburg, 4-5-97
Game 13 by Columbus State vs. GC&SU, 5-7-03
 13 by Armstrong State vs. USC Aiken, 4-24-94
 13 by Francis Marion vs. Georgia College, 3-5-94
Season 154 by USC Aiken, 2000

Most Stolen Bases
Game 8 by GC&SU vs. USC Aiken, 2-17-02
Season 84 by GC&SU, 2002

Most Sacrifice Hits
Game 6 by Francis Marion vs. USC Aiken, 4-26-06
 6 by AASU vs. Francis Marion, 4-6-03
Season 58 by AASU, 2003

Most Times Hit by Pitch
Inning 3 by USC Spartanburg vs. Augusta State, 4-5-97
 3 by Columbus State vs. Augusta State, 2-22-97
Game 7 by North Georgia vs. Francis Marion, 4-2-06
Season 43 by Kennesaw State, 2005

Most Consecutive Games Without Being Shutout, Season
 30 by USC Aiken, 2003
 30 by USC Aiken, 2002
 30 by Kennesaw State, 2001
 30 by Armstrong Atlantic State, 2001
 30 by USC Aiken, 2000

Most Consecutive Game Without Being Shutout, Overall
 126 by USC Aiken, 1996-2001

Largest Winning Margin
Game 19 by GC&SU vs. Lander (21-2), 3-5-05
 19 by GC&SU vs. UNC Pembroke (20-1), 4-6-02

Team Pitching Records

Most Complete Games
Season 21 by Francis Marion, 2003

Lowest Earned Run Average
Season 1.89 by Armstrong State, 1992

Most Innings Pitched
Season 259.2 by USC Aiken, 2002

Most Strikeouts
Inning 3, many times
Game 22 by Columbus State vs. USC Aiken, 5-11-94
Season 238 by GC&SU, 2002

Most Walks Allowed
Game 14 by Francis Marion vs. USC Spartanburg, 3-7-98
Season 152 by GC&SU, 2003

Most Shutouts
Season 5 by Kennesaw State, 1996

Most Saves
Season 11 by Augusta State, 2004

Most Wild Pitches
Game 6 by Augusta State vs. Kennesaw State, 3-28-97
 6 by Francis Marion vs. USC Aiken, 3-3-02
 6 by Francis Marion vs. Columbus State, 4-20-02
Season 37 by Francis Marion, 2002

Most Hit by Pitch
Game 5, four times.
Season 40 by Columbus State, 2003

Team Fielding Records

Highest Fielding Pct.
Season .973 by North Florida, 2004

Most Putouts
Game 48 by Francis Marion vs. Lander, 4-12-98
 48 by USC Aiken vs. GC&SU, 2-17-02
 48 by GC&SU vs. USC Aiken, 2-17-02
Season 773 by Kennesaw State, 2002

Most Assists
Game 28 by North Florida vs. UNC Pembroke, 2-12-05
Season 344 by Columbus State, 2004

Most Errors
Game 9 by Augusta State vs. UNC Pembroke, 2-26-06
 9 by Francis Marion vs. UNC Pembroke, 2-14-98
Season 75 by Francis Marion, 1999

Most Double Plays
Game 4, five times.
Season 36 by USC Aiken, 2006

Most Passed Balls
Game 5 by GC&SU vs. UNC Pembroke, 4-6-03
 5 by USC Aiken vs. UNC Pembroke, 4-21-00
Season 25 by USC Aiken, 2000



AASU hit .344 in 2001, the best single-season batting average in PBC history

Pirates in the Postseason



1982 NAIA District 25 (2-2, 3rd)

(at Jacksonville, AL)
Florida Atlantic 6, ASC 5
ASC 13, Flagler 1
ASC 12, Shorter 5
Florida Atlantic 25, ASC 10

1983 NAIA District 25 (3-2, 2nd)

(at Boca Raton, FL)
Shorter 6, ASC 0
ASC 9, Southern Tech 8
ASC 4, Georgia College 0
ASC 10, Flagler 5
Florida Atlantic 7, ASC 3

1984 NAIA District 25 (3-2, 2nd)

(at Milledgeville, GA)
ASC 6, Kennesaw State 0
ASC 4, Flagler 2
ASC 9, Georgia College 3
Georgia College 8, ASC 4
Georgia College 9, ASC 4

1985 Big South Tmt. (1-2, 3rd)

(at Buies Creek, NC)
ASC 6, Campbell 5
Winthrop 7, ASC 5
Campbell 11, ASC 5

1987 Big South Tmt. (2-2, 2nd)

(at Buies Creek, NC)
ASC 14, Winthrop 8
ASC 10, Coastal Carolina 6
Winthrop 12, ASC 6
Winthrop 13, ASC 12

1988 NCAA II Regional (3-1, 1st)

(at Savannah, GA)
ASC 12, Kentucky Wesleyan 3
ASC 8, Columbus 6
Columbus 7, ASC 5
ASC 5, Columbus 3

1988 DII World Series (0-2, 5th)

(at Montgomery, AL)
Lewis 5, ASC 4
Florida Southern 11, ASC 9

1989 NCAA II Regional (3-1, 1st)

(at Highland Heights, KY)
ASC 9, Bellarmine 5
Northern Kentucky 7, ASC 3
ASC 5, Northern Kentucky 4
ASC 18, Northern Kentucky 2

1989 DII World Series (0-2, 7th)

(at Montgomery, AL)
Slippery Rock 11, ASC 4
Cal. Poly-SLO 11, ASC 7

1990 NCAA II Regional (2-2, 2nd)

(at Columbus, GA)
ASC 14, Northern Kentucky 3
ASC 14, Columbus 4
Columbus 7, ASC 5
Columbus 8, ASC 2

1991 NCAA II Regional (0-2, 3rd)

(at Savannah, GA)
North Alabama 13, ASC 4
Longwood 10, ASC 4

1992 Peach Belt Tmt. (3-2, 2nd)

(at Columbus, GA)
Georgia College 5, ASC 2
ASC 7, Augusta 5
ASC 11, USC Spartanburg 2
ASC 6, Columbus 2
USC Aiken 5, ASC 2

1992 NCAA II Regional (0-2, 3rd)

(at Savannah, GA)
USC Aiken 11, ASC 0
Florida Tech 7, ASC 5

1993 Peach Belt Tmt. (1-2, 5th)

(at Savannah, GA)
ASC 8, USC Spartanburg 2
USC Spartanburg 6, ASC 5
USC Spartanburg 5, ASC 3

1993 NCAA II Regional (0-2, 3rd)

(at Aiken, SC)
Francis Marion 8, ASC 7 (11 innings)
USC Aiken 5, ASC 4

1994 Peach Belt Tmt. (3-3, 3rd)

(at Savannah, GA)
Pembroke State 8, ASC 5
ASC 10, Pembroke State 7
ASC 6, Pembroke State 1
(at Augusta, GA)
Georgia College 13, ASC 1
ASC 17, USC Aiken 7
Georgia College 5, ASC 0

1994 NCAA II Regional (3-1, 1st)

(at Columbus, GA)
ASC 5, Wingate 4 (10 innings)
ASC 7, Columbus 5
Wingate 11, ASC 10
ASC 12, Wingate 2

1994 DII World Series (1-2, 5th)

(at Montgomery, AL)
ASC 9, Lewis 5
Central Missouri 8, ASC 7
Lewis 4, ASC 3

AASU Record In Postseason Play

Peach Belt Tournament14-19
Big South Tournament3-4
NAIA District 25.....8-6
NCAA II Regionals.....13-18
NCAA II World Series.....1-6
TOTALS.....39-53

1995 Peach Belt Tmt. (0-2, T 5th)

(at Savannah, GA)
USC Aiken 5, ASC 3
USC Aiken 5, ASC 0

1996 Peach Belt Tmt. (1-2, T 5th)

(at Savannah, GA)
ASC 4, USC Aiken 1
USC Aiken 2, ASC 0
USC Aiken 6, ASC 3

1997 Peach Belt Tmt. (2-3, 4th)

(at Columbus State University)
Columbus State Univ. 7, AASU 2
AASU 5, Columbus State Univ. 4
AASU 10, Columbus State Univ. 8
(at Kennesaw State Univ.)
Kennesaw State Univ. 6, AASU 4
GA. College&State Univ. 8, AASU 2

1998 Peach Belt Tmt. (3-3, 3rd)

(at GA. College&State Univ.)
AASU 6, GA. College&State Univ. 3
GA. College&State Univ. 7, AASU 4
AASU 12, GA. College&State Univ. 5
(at Kennesaw State Univ.)
AASU 6, Francis Marion 4
Kennesaw State Univ. 6, AASU 0
Columbus State Univ. 10, AASU 7

1998 NCAA II Regional (0-2, 4th)

(at Kennesaw, Ga.)
Mount Olive 20, AASU 17
Columbus State Univ. 5, AASU 0

1999 NCAA II Regional (1-2, 3rd)

(at Jacksonville, Fla.)
North Florida 6, AASU 2
AASU 8, Mount Olive 3
North Florida 3, AASU 2

2003 NCAA II Regional (0-2, 4th)

(at Jacksonville, Fla.)
Kennesaw State 9, AASU 6
Francis Marion 9, AASU 6

2006 Peach Belt Tmt. (1-2, 4th)

(at Aiken, S.C.)
AASU 4, Francis Marion 3
USC Aiken 9, AASU 3
GCSU 14, AASU 5

2006 NCAA II Regional (1-2, 4th)

(at Milledgeville, Ga.)
AASU 9, Columbus State 4
Francis Marion 9, AASU 3
USC Aiken 9, AASU 6



Memorable Seasons - '83, '84, '87, '88



1983

54-20
 NAIA #8 Team Ranking
 NAIA #1 Team Pitching
 NAIA District Playoff Runner-up
 100 School Records
 13-4 vs. NCAA I
 .326 Team Batting Average

Players

Roy Babot
 Warren Bachmann
 Gary Broad
 Jimmy Fisher
 Scott Hatfield
 Mike Huggins
 Jerry Jameson
 Ricky Meeks
 Mike Ogilvie

Al Otte
 Kirk Rahn
 Mark Simons
 Billy Ray Smith
 Kevin Stafford
 Curtis Thomson
 Stacey Whiddon
 Dan Wright
 Tony Yeomans

Co-Captains

Roy Babot
 Warren Bachmann

Coaches

Joe Roberts
 Tommy Thomson
 Lou Nadell

All-District

Warren Bachmann
 Kirk Rahn
 Billy Ray Smith
 Tony Yeomans
 Stacey Whiddon

All-Area

Stacey Whiddon

H.M. All-American

Stacey Whiddon

1984

63-17
 NAIA #3 Team Ranking
 NAIA #5 Team Pitching
 NAIA District Playoff Runner-up
 52 School Records
 248 Stolen Bases
 13-4 vs. NCAA I
 .332 Team Batting Average

Players

Jamie Armstrong
 Charlie Broad
 Gary Broad
 Kevin Brown
 Danny Demersseman
 Jimmy Fisher
 Mike Huggins
 Tony Kolgaklis
 Alan Lamb
 Greg Lanier

Cay Mays
 Hank McCarthy
 Ricky Meeks
 David Poulos
 Mark Simons
 Mike Smiciklas
 Richard Smiley
 Kevin Stafford
 Stacey Whiddon
 Tony Yeomans

Co-Captains

Stacey Whiddon
 Tony Yeomans

Coaches

Joe Roberts
 Tommy Thomson

All-Conference

David Poulos
 Mike Smiciklas
 Tony Yeomans

All-District

David Poulos
 Mike Smiciklas
 Tony Yeomans

All-Area

David Poulos
 Mike Smiciklas

H.M. All-American

David Poulos
 Mike Smiciklas

1987

47-15
 NCAA I #3 Team Batting
 NCAA I #4 Slugging Pct.
 NCAA I #5 Team Scoring
 NCAA I #8 Home Runs
 NCAA I #9 Stolen Bases
 68 School Records
 21 Game Winning Streak
 Big South Conference Divisional Champions
 Big South Conference Tournament Runnersup

Players

Bruce Addison
 David Bone
 Charlie Broad
 Chuck Christopher
 Calvin Culberson
 Scott Ellis
 Jimmy Evans
 Bill Floyd
 Bill Gearhart
 Mike Haeussler
 Bob Hansen

Dana Harding
 Dan Hixon
 Brent Korn
 Bob Long
 Scott Malcolm
 Mike Mitchener
 Joel Owens
 Barry Peavy
 Greg Richard
 Bryon Wagner
 Roge Williams

Captain

Charlie Broad

Coaches

Joe Roberts
 Clyde Oliver
 Tommy Thompson

All-Conference

Charlie Broad
 Calvin Culberson
 Scott Ellis
 Bill Gearhart
 Dana Harding
 Mike Mitchener

All-Conference Tournament

Charlie Broad
 Dana Harding
 Mike Mitchener

Conference Tournament MVP

Mike Mitchener

Conference Coach of the Year

Joe Roberts

1988

42-13
 NCAA II #2 Team Scoring
 NCAA II #4 Team Ranking
 NCAA II #6 Team Pitching
 52 School Records
 21 Game Winning Streak
 NCAA II World Series Participant
 NCAA II South Atlantic Region Champions

Players

Bruce Addison
 Bill Bickel
 David Bone
 Calvin Culberson
 Scott Ellis
 Bill Gearhart
 Bob Hansen
 Mike Haeussler
 Dana Harding
 Dan Hixon

Brent Korn
 Scott Malcolm
 Mike Mitchener
 Danny Moore
 Rob Musser
 Joel Owens
 Sean Sharpe
 Mark Wagenhauser
 Roge Williams
 David Wright

Co-Captains

Mike Mitchener
 Calvin Culberson

Coaches

Joe Roberts
 Clyde Oliver
 Tommy Thomson

All-Region

Calvin Culberson
 Bill Gearhart
 Dana Harding
 Mike Mitchener

All-American

Calvin Culberson
 Bill Gearhart
 Dana Harding
 Mike Mitchener

All-Region Coach

Joe Roberts



ASU was ranked No. 3 and No. 8 in their final NAIA years of 1983 and 1984

Memorable Seasons - '89, '90, '91



1989

43-17

NCAA II #1 Final Ranking
 NCAA II #3 Team Pitching
 NCAA II #3 Team Scoring
 NCAA II #6 Team Fielding
 25 School Records
 177 Stolen Bases
 NCAA II World Series Participant
 NCAA II South Atlantic Region Champions

Players

Chad Armstrong John Middlebrooks
 Alan Bonds Danny Moore
 David Bone Larry Owens
 Scott Ellis Jeff Pasquale
 Mike Ewing Steve Russell
 Mike Haessler Rick Sawyer
 Tommy Harmon Bill Schmidt
 Brent Korn Brad Squibb
 Brian Kracik Chuck Thompson
 Paul Krafft Mark Wagenhauser

Co-Captains

Brent Korn
 Mark Wagenhauser

Coaches

Joe Roberts
 Clyde Oliver
 Tommy Thomson

All-Region

Chad Armstrong
 John Middlebrooks
 Steve Russell
 Brad Squibb
 Chuck Thompson

All-Region Tournament

Chad Armstrong
 Mike Ewing
 Brent Korn
 Brian Kracik
 John Middlebrooks
 Brad Squibb

Region Tournament MVP

Chad Armstrong

All-American

Chad Armstrong

H.M. All-Americans

John Middlebrooks
 Steve Russell
 Brad Squibb
 Chuck Thompson

1990

47-9

NCAA II #1 Final Ranking
 NCAA II #1 Team Scoring
 NCAA II #2 Team Winning Percentage
 NCAA II #4 Team Pitching
 NCAA II #5 Team Batting
 NCAA II #1 Ranking 14 Consecutive Weeks
 NCAA II National Record 30 Game Winning Streak
 22 School Records
 17-5 vs NCAA I Teams
 NCAA II South Atlantic Region Runnersup

Players

Chad Armstrong John Middlebrooks
 Alan Bonds Walt Neveker
 Jon Boothe Larry Owens
 Marv Ellis Jeff Pasquale
 Mike Ewing Steve Russell
 Mike Haessler Rick Sawyer
 Jeff Hanna Shannon Schurman
 Paul Krafft Bill Schmidt
 Darren Lynam Brad Squibb
 Paul Madinger Chuck Thompson
 Curt Martin

Co-Captains

Chad Armstrong
 Brad Squibb

Coaches

Joe Roberts
 Clyde Oliver
 Tommy Thomson
 Calvin Culberson

All-Region Tmt.

Marv Ellis
 Curt Martin
 John Middlebrooks
 Steve Russell

All-Region

Chad Armstrong
(Co-MVP)
 Paul Krafft
 John Middlebrooks
 Larry Owens
 Steve Russell
 Brad Squibb

All-Americans

Chad Armstrong
 Paul Krafft
 Steve Russell
 Brad Squibb

Hon. Mention

All-Americans
 John Middlebrooks
 Larry Owens

1991

36-21

NCAA II #2 Team Pitching
 NCAA II #3 Team Fielding
 NCAA II #12 Team Final Ranking
 NCAA II #19 Team Stolen Bases
 11 School Records
 17-5 vs NCAA I Teams
 NCAA II South Atlantic Region Participants

Players

George Becerra Jeff Hanna
 Jon Boothe Blu Harvin
 Darryll Boyd Terry Hipp
 Craig Bradshaw Paul Madinger
 Eric Chavez Roman Miestowski
 Bret Donovan Walt Neveker
 Mark Ewing Derek Parker
 Brian Fussell Tim Reynolds
 Bruce Fussell Pete Richter
 Joel Goodwin Bill Schmidt
 Rick Guerrero Shannon Schurman
 Darren Sprenger

Captains

Tim Reynolds
 Shannon Schurman

Coaches

Joe Roberts
 Clyde Oliver
 Tommy Thomson

All-Region


Eric Chavez
 Bret Donovan
 Pete Richter
 Bill Schmidt

All-Americans

Eric Chavez (3rd)
 Bret Donovan (HM)
 Pete Richter (HM)
 Bill Schmidt (HM)

All-Region Tournament

Eric Chavez



1989 co-captain Mark Wagenhauser circles the bases after his second three-run home run of the game against Springfield.



Memorable Seasons - '92, '93, '94

1992

45-13-1

NCAA II #1 Team Pitching
NCAA II #2 Team Doubles
NCAA II #4 Team Fielding
NCAA II #5 Team Scoring
NCAA II #6 Team Home Runs
NCAA II #8 Team Final Ranking
NCAA II #10 Team Slugging Pct.

16 School Records

14 Game Winning Streak

NCAA II South Atlantic Region Participant

Peach Belt Conference Season Champions

Peach Belt Conference Tournament Runner-up

Players

George Becerra
Darryl Boyd
Craig Bradshaw
Dan Britz
Eric Chavez
Joel Chumley
Vince Evans
Mark Ewing
Brian Fussell
Bruce Fussell

Biddy Garza
Daryle Gavlick
Joel Goodwin
Roman Miestowski
Chris Milisits
Derek Parker
Pete Richter
Darren Sprenger
Steve Young
Russell Williams

Captains

Eric Chavez
Pete Richter

Coaches

Joe Roberts
Clyde Oliver
Tommy Thomson

Coach of the

Year

Joe Roberts

All-PBC

Eric Chavez
(MVP)
Daryle Gavlick
(Top P)
Roman Miestowski
Pete Richter
Steve Young

All-PBC Tmt.

Darryl Boyd
Eric Chavez
Chris Milisits
Derek Parker
Pete Richter
Mike Tencaza
Steve Young

All-Region Tmt.

Roman Miestowski
Derek Parker

All-Region

Eric Chavez
(MVP)
Daryle Gavlick
Roman Miestowski
Steve Young

All-Americans

Eric Chavez
Daryle Gavlick
Roman Miestowski
Steve Young

1993

45-13-1

NCAA II #1 Team Scoring
NCAA II #1 Team Winning Pct.
NCAA II #2 Team Pitching
NCAA II #4 Team Batting
NCAA II #4 Team Slugging Pct.
NCAA II #7 Team Doubles
NCAA II #10 Team Home Runs
NCAA II #11 Team Final Ranking

15 School Records

16 Game Winning Streak

NCAA II South Atlantic Region Participant

Peach Belt Conference Season Champions

Players

George Becerra
John Booker
Darryl Boyd
Dan Britz
Clint Brooks
Joel Chumley
Chris Declue
Scott DeHaven
Bruce Fussell
Biddy Garza
Steve Holland
Tony Kunka

Kevin Lane
Chris Milisits
Mickey Moody
Jay Sheppard
Chris Spangler
Gregg Thomas
Angel Vega
Larry Vrtiska
Jamie Warwick
Kenny Williams
Rocky Wingate
Steve Young

Captains

George Becerra
Chris Milisits
Steve Young

Coaches

Joe Roberts
Clyde Oliver
Tommy Thomson
Calvain Culberson
Joel Crisler

All-PBC

John Booker
Darryl Boyd
(Top P)
Scott DeHaven
Chris Milisits
Steve Young

All-PBC Tmt.

Darryl Boyd

All-Region

John Booker
Darryl Boyd
Scott DeHaven
Chris Milisits
Larry Vrtiska
Steve Young

All-Region Tmt.

Scott DeHaven
Mickey Moody

All-Americans

Chris Milisits (2nd)
John Booker (3rd)
Scott DeHaven (3rd)
Darryl Boyd (HM)
Steve Young (HM)
Larry Vrtiska (HM)

Academic

All-American
Chris Milisits

1994

50-15-1

NCAA II #1 Team Double Plays
NCAA II #5 Team Final Ranking
NCAA II #9 Team Triples
NCAA II #10 Team Pitching
NCAA II #11 Team Winning Percentage
NCAA II #14 Team Scoring
19 School Records
NCAA II World Series Participant
NCAA II South Atlantic Region Champions
Peach Belt Conference Runner-up

Players

Clint Brooks
Matt Chambers
Scott DeHaven
Scott Donovan
Brian Ipock
Tony Kunka
Steve Lemieux
Dave McLaughlin
Jason Miller

Chris O'Grady
Jay Sheppard
Chris Spangler
Deron Spink
Preston Taylor
Gregg Thomas
Chris Tidwell
Larry Vrtiska
John Wilson

Co-Captains

Tony Kunka
Gregg Thomas

Coaches

Joe Roberts
Tommy Thomson
Calvain Culberson

All-PBC

Tony Kunka
Dave McLaughlin
Chris Tidwell

All-PBC Tmt.

Tony Kunka
John Wilson

All-Region

Tony Kunka
(MVP)
Dave McLaughlin
Chris Tidwell

All-Region Tmt.

Matt Chambers
Tony Kunka
(MVP)

All-Americans

Dave McLaughlin (1st)
Tony Kunka (3rd)
Chris Tidwell (HM)

Region Coach of the Year

Joe Roberts



Memorable Seasons - '98, '99, '01



1998

38-21
 NCAA II # 8 Team Pitching
 NCAA II #14 Team Wins
 NCAA II #19 Team Ranking
 NCAA II # 22 Team Fielding
 5 School Records
 13 Game Winning Streak
 NCAA II South Atlantic Regional Participants

Players

Clint Belding
 Kevin Bullard
 Brian Chester
 Mark Copeland
 Matt Griffin
 Gerald Jones
 Greg Kennedy
 Brian Logan
 Brian Muniz
 Dave Ruhr

Jay Schroder
 Doug Sessions
 Shane Shelton
 Noah Theiss
 Sean Timmons
 Quinn Uzelman
 Vincent Valinotti
 Jeremy Wedel
 Joey Williams
 Andy Ysalgue

Captains

Matt Griffin
 Vincent Valinotti

Coaches

Joe Roberts
 Calvin Culberson
 Tommy Thomson

All-PBC

Dave Ruhr
 Andy Ysalgue
 Jeremy Wedel
 (Pitcher of the Year)

All-Region

Sean Timmons
 Andy Ysalgue
 Jeremy Wedel
 (Pitcher of the Year)

All-PBC Tmt.

Noah Theiss
 Jeremy Wedel

All-American

Jeremy Wedel

1999

42-14
 NCAA II # 8 Team Fielding
 NCAA II # 9 Team Pitching
 NCAA II #11 Team Wins
 NCAA II #10 Team Ranking
 5 School Records
 10 Game Winning Streak
 NCAA II South Atlantic Regional Participants

Players

John Batts
 Adam Bernero
 Kevin Bullard
 Mike Cadwallader
 Raymond Castillo
 Brian Chester
 Pat Daly
 Marc Fallini
 Luis Gandara
 Mike Giltner
 Chris Humrich
 Ben Jones

Lance Jordan
 Bill Keifer
 Greg Kennedy
 Jimmy LaRose
 Damon Moore
 Brian Muniz
 Travis Oglesby
 Jay Schroder
 Shane Shelton
 Noah Theiss
 Quinn Uzelman
 Joey Williams

Captains

Brian Muniz
 Noah Theiss

Coaches

Joe Roberts
 Calvin Culberson
 Tommy Thomson

All-PBC

Adam Bernero
 Chris Humrich

All-Region

Chris Humrich
 Adam Bernero

All-Region Tmt.

Travis Oglesby
 Raymond Castillo

2001

38-15
 NCAA II #15 Team Ranking
 NCAA II #17 Team Batting
 NCAA II #18 Team Winning Pct.
 NCAA II #19 Team Victories
 NCAA II #29 Team Pitching
 11 Peach Belt Records
 10-Game Peach Belt Winning Streak
 Defeated 3 NCAA II World Series Teams

Players

Brian Allen
 Stacy Bennett
 Kyle Blevins
 Chris Boaen
 B.J. Brinkmeier
 Ryan Chromek
 Pat Daly
 Chris Dentler
 Donnie Dill
 Matt Easterwood

David Harriman
 Bill Keifer
 Justin Lillie
 Rob Mills
 Andrew Moss
 Kyle Murdock
 Kirk Nordness
 Adam Olejniczak
 Jason Pruitt
 Trevor Rurak

Zach Shelnut
 Jeff Thomas
 Nick Wells
 Brandon Wolcott

Coaches

Joe Roberts
 Tommy Thomson
 Calvin Culberson

All-PBC

B.J. Brinkmeier
 Kirk Nordness
 David Harriman

All-Region

B.J. Brinkmeier
 Kirk Nordness
 David Harriman

Catcher David Harriman was a two-time All-PBC and All-Region honoree for the Pirates in 2001 and 2002. He began the 2002 season with a 41-game hitting streak, then an NCAA Division II single season record, and earned ABCA and Verizon Academic All-America honors.



Memorable Seasons - 2003, 2005-2006

2003

36-15
 NCAA II #2 Team Pitching
 NCAA II #9 Team Final Ranking
 NCAA II #15 Team Fielding
 NCAA II #18 Team Winning Percentage
 14 Peach Belt Records
 9 Armstrong Atlantic State Records
 14 Game Winning Streak
 Peach Belt Conference Co-Champions
 NCAA II South Atlantic Regional Participants

Players

Stacy Bennett	Kyle Maddux
Chris Boaen	Brandon McKinnon
Adam Brandenburg	Curtis Morrison
Brian Dice	Jeremy Olson
Jon Dobyms	Michael Pelley
George Fletcher	Zach Shelnut
Andrew Graham	Matt Stephens
Josh Griffin	Joe Swaim
Brett Hart	Jon Troop
Jeremy Lendvoy	

Coaches

Joe Roberts
 Calvin Culberson
 Tommy Thomson

All-PBC

Stacy Bennett - UTIL
 Jon Dobyms - P
 Jeremy Olson - P

All-Region Tmt.
 Brian Dice

Coach of the Year
 Joe Roberts

All-America
 Jon Dobyms - 1st

All-Region

Jon Doybns - 1st
 (Pitcher of the Year)
 Jeremy Olson - 2nd

2005

34-16
 NCAA II #18 Team Final Ranking
 NCAA II #24 Winning Percentage
 NCAA II #30 Team Pitching
 NCAA II #35 Team Batting Average
 NCAA II #39 Team Fielding Percentage

Players

Brad Bohannon	Chad Grass	Brandon Stelter
Leon Boyd	Sean Hotzak	Jon Troop
Jared Combs	Daniel Kaufman	Chris Webb
Joey Davis	Brett Lane	Andrew Whiggum
Miguel Donate	Chase Leatherwood	
Austin Ducey	Jarin Lewis	Coaches
Thomas Ferrara	Matt Nalutka	Joe Roberts
Garrett Fox	Brandon Nunez	Calvin Culberson
Devon Franklin	Adam Pelley	Tommy Thomson
Jonnie Geiger	Rob Recuenco	

All-PBC

Adam Pelley - INF
 Jon Troop - P
 Matt Nalutka - RP

**CoSIDA
 Academic All-District**
 Jon Troop - 1st
 Brandon Nunez - 2nd

All-Region

Matt Nalutka - 1st
 Jon Troop - 1st
 Adam Pelley - 2nd
 Chase Leatherwood - 2nd

All-America

Matt Nalutka - 1st
 Jon Troop - HM

2006

40-18-1
 NCAA II #17 Pitching Strikeouts
 NCAA II #24 Team Final Ranking
 NCAA II #24 Team Wins
 NCAA II #28 Team Fielding Percentage
 NCAA II #34 Team Winning Percentage
 16 School Records
 21-Game Winning Streak
 NCAA II South Atlantic Regional Participants

Players

Brad Bohannon	Daniel Heflin	Marc Noble
Jared Combs	Jeremy Horst	Vyt Rivers
John Cox	Sean Hotzak	Jacob Roberson
Josh Dallas	Mitch Hudson	Dave Roessler
Joey Davis	Aaron Johnson	Brandon Stelter
Andrew Dismukes	Daniel Kaufmann	David Whitfield
Miguel Donate	Brett Lane	Josh Wilson
Austin Ducey	Chase Leatherwood	
John Ducey	Jarin Lewis	Coaches
Tyler Evans	Truman Marek	Joe Roberts
Pete Gundolff	Matt Nalutka	Tommy Thomson
		Calvin Culberson

All-PBC

Miguel Donate - C
 Daniel Heflin - DH
 Truman Marek - OF

All-PBC Tmt.
 Daniel Heflin

All-Region

Daniel Heflin - 2nd
 Truman Marek - 1st

All-Americans

Truman Marek (HM)





**The AASU Athletic Department
Wishes To Thank The Following For Their
Support Of Pirate Athletics !**



Overall Coaching Records

AASU Baseball Coaching History

Roy Sims 1967 (20-8, .714)
George Bedwell 1968 (11-18, .379)
Bob Backus 1969-70 (19-41, .317)
Tom Kinder 1971-78 (121-143, .458)
Tommy Cannon 1979 (13-25, .342)
Joe Roberts 1980-Present (1084-503, .683)

YEAR	W-L	PCT.	COACH	YEAR	W-L	PCT.	COACH
1967	20- 8	.714	Sims	1988	42-13	.764	Roberts
1968	11-18	.379	Bedwell	1989	43-17	.717	Roberts
1969	12-17	.414	Backus	1990	47- 9	.839	Roberts
1970	7-24	.226	Backus	1991	36-21	.632	Roberts
1971	7-14	.333	Kinder	1992	45-13	.776	Roberts
1972	14- 9	.609	Kinder	1993	45-13	.776	Roberts
1973	21-12	.633	Kinder	1994	50-15	.769	Roberts
1974	24-15	.615	Kinder	1995	27-23	.540	Roberts
1975	15-22	.405	Kinder	1996	31-23	.574	Roberts
1976	14-24	.368	Kinder	1997	33-25	.569	Roberts
1977	16-23	.410	Kinder	1998	38-21	.644	Roberts
1978	10-24	.294	Kinder	1999	42-14	.750	Roberts
1979	13-25	.342	Cannon	2000	37-17	.685	Roberts
1980	22-20	.524	Roberts	2001	38-15	.717	Roberts
1981	35-33	.515	Roberts	2002	34-21	.618	Roberts
1982	44-24	.647	Roberts	2003	36-15	.706	Roberts
1983	54-20	.730	Roberts	2004	29-27	.518	Roberts
1984	63-17	.787	Roberts	2005	34-16	.680	Roberts
1985	55-18	.753	Roberts	2006	40-18	.690	Roberts
1986	37-20	.649	Roberts	40	1268-738	.632	
1987	47-15	.758	Roberts				



Diamond Classic/Great

From 1989 through 2004, the Diamond Classic / Great Savannah Shootout brought some of the nation's best collegiate baseball players to the Coastal Empire area.

The 2004 version of the classic was a matchup of three top NCAA Division II programs in the last 15 years - Florida Southern and Missouri-St. Louis joined Armstrong Atlantic State at Pirate Field for five games - three of which were decided by just one run.

AASU and Florida Southern began the Classic with a 7-6 thriller that saw the Mocs plate four runs in the top of the ninth inning before Pirate reliever Brett Hart struck out Mocs center fielder Gilbert Martinez with the tying run on third base to end the game.

Florida Southern defeated Missouri-St. Louis, 12-3, and the Pirates knocked off the Rivermen, 17-5, in the second day of action, but that just served to set up a fantastic final day of action.

Missouri-St. Louis scored five runs in the fifth inning to take a 6-0 lead over the Mocs, then held on for a 6-5 win over Florida Southern for its first win in the Classic.

Florida Southern fell behind again in the Classic finale, entering the ninth inning down 6-4, but after two singles and an error brought home one run, Matt Joyce laced a two-out, two-run double that gave the Mocs a 7-6 win over the Pirates.

The 2004 Classic followed on the heels of the previous version which saw preseason No. 1 Georgia Tech, Michigan and Rider join AASU in the 2003 Diamond Classic. Georgia Tech defeated Rider in the opening game of the Classic on Friday afternoon, 8-1. The host Pirates then made a second successful opening by knocking off Michigan, 11-4, thanks to a seven-run eighth inning that snapped a 4-4 tie.

After weather forced the cancellation of one game on Saturday, fans were treated to a tripleheader on the Classic's final day. Michigan blasted Rider, 15-1, then engaged top-ranked Georgia Tech in a thriller that went down to the wire - literally - as Georgia Tech won in the bottom of the ninth inning after the Wolverines had tied up the game, 6-6, in the top of the ninth. GT shortstop Tyler Greene rapped a one-out single to give the Yellowjackets the victory.

The final game of the Classic pitted two undefeated teams in AASU and Georgia Tech, but the Yellowjackets

proved to be too much for the host Pirates, using a five-run fifth inning to break open a close contest and close out the Classic with a 12-4 win.

All in all, Georgia Tech, Michigan and Rider added their names to the impressive list of teams that have now taken part in the Classic in its 16-year odyssey. Georgia Southern, Wake Forest, Georgia, Liberty and others made up the first field back in 1989 and since then, the Citadel, Kentucky, North Carolina State, North Carolina, Vanderbilt and other top Division I schools have taken the field.

Through the years, several future Major League ballplayers have graced the Classic's history and more will be coming as the 2003 Classic field

generated 10 picks in the 2003 MLB First-Year Player Draft, highlighted by first-round pick Matt Murton of Georgia Tech, selected by the Boston Red Sox with the 32nd overall selection. Several former major league players have also come through Savannah in the Classic's previous history, including Georgia's Dave Fleming, Kentucky's Rod Bolton, Larry Luebbers, William VanLandingham and Mark Thompson. Georgia Southern's Joey Hamilton and Todd Greene, The Citadel's Tim Jones, Mercer's Mike and Mark Mimbs, NC State's Corey Lee, Adam Everett and Andy Barkett and Wake Forest's Kevin Jarvis.



AASU first baseman Deron Spink holds on UNC's Manny DaSilva during a 1994 Classic game in which the Pirates defeated the Tarheels, 6-3.



A crowd of 3,115 watched Armstrong Atlantic State defeat Georgia in 11 innings, 7-6, in the finale of the 2002 Memorial Health Diamond Classic at historic Grayson Stadium.



The Pirates were the third winningest NCAA Division II team in the 1990s



Year-By-Year Results of the Diamond Classic (Formerly the Great Savannah Shootout)

1989

Campbell 8, The Citadel 6
 Georgia Southern 13, Campbell 0
Armstrong Atlantic 3, The Citadel 2
 Mercer 7, Campbell 1
 The Citadel 10, Mercer 4
Armstrong Atlantic 16, Mercer 2
 Wake Forest 6, **Armstrong Atlantic** 4
 Georgia 14, Wake Forest 4
 Georgia Southern 6, Wake Forest 5
 Georgia 5, **Armstrong Atlantic** 2
 Liberty 10, **Armstrong Atlantic** 2
 Augusta 7, **Armstrong Atlantic** 2
 Augusta 12, Liberty 3
 Augusta 10, Radford 9
Armstrong Atlantic 8, Radford 0

1990

Wake Forest 10, Mercer 1
 The Citadel 5, **Armstrong Atlantic** 4
 Charleston Southern 12, Howard 1
Armstrong Atlantic 8, Char. Strn. 2
Armstrong Atlantic 17, Howard 0
Armstrong Atlantic 11, Howard 6
 Army 15, Louisville 10
Armstrong Atlantic 10, Vanderbilt 1
 Vanderbilt 7, Army 3
Armstrong Atlantic 3, Louisville 1
 Vanderbilt 8, Louisville 7
Armstrong Atlantic 5, Army 4
 Kentucky 6, Mercer 5
Armstrong Atlantic 6, Augusta 4
 Mercer 7, Augusta 3
Armstrong Atl. 11, Kentucky 10 (12)
 Kentucky 12, Augusta 5
Armstrong Atlantic 7, Mercer 6

1991

N.C. State 14, S.C. State 1
Armstrong Atlantic 9, S.C. State 4
 The Citadel 15, S.C. State 2
 N.C. State 5, **Armstrong Atlantic** 4
 N.C. State 2, The Citadel 1 (15)
Armstrong Atlantic 3, The Citadel 2
Armstrong Atlantic 16, Howard 2
 Kentucky 7, Augusta 1
Armstrong Atlantic 13, Howard 2
 Augusta 2, Howard 0
 Kentucky 10, **Armstrong Atlantic** 9
 Kentucky 15, Howard 2
Armstrong Atlantic 7, Augusta 4
Armstrong Atlantic 18, Howard 1
 Vanderbilt 8, The Citadel 1
 Vanderbilt 7, Wake Forest 6
 Wake Forest 12, **Armstrong Atl.** 8
 Wake Forest 8, The Citadel 6
Armstrong Atlantic 6, Vanderbilt 2

1992

Armstrong Atlantic 13, Howard 2
 N.C. State 1, Kentucky 0
Armstrong Atlantic 5, Howard 0
 N.C. State 7, Howard 2
 Kentucky 11, **Armstrong Atlantic** 7
 Kentucky 13, Howard 3
 N.C. State 8, **Armstrong Atlantic** 5
 Vanderbilt 14, S.C. State 5
Armstrong Atlantic 6, S.C. State 0
 The Citadel 10, S.C. State 9
Armstrong Atlantic 9, Vanderbilt 3
 The Citadel 3, Vanderbilt 1
Armstrong Atlantic 3, The Citadel 1

1993

S.C. State 13, Howard 2
Armstrong Atlantic 10, The Citadel 9
 The Citadel 20, Howard 0
Armstrong Atlantic 23, S.C. State 3
 The Citadel 9, S.C. State 0
Armstrong Atlantic 22, Howard 0
Armstrong Atlantic 25, Howard 6
Armstrong Atlantic 12, Howard 0
 N.C. State 3, Kentucky 2
Armstrong Atlantic 16, Howard 1
 N.C. State 10, Howard 0
 Kentucky 3, **Armstrong Atlantic** 0
 Kentucky 8, Howard 2
 N.C. State 8, **Armstrong Atlantic** 5

1994

North Carolina 3, The Citadel 1
Armstrong Atl. 14, Georgia State 5
 The Citadel 8, Georgia State 4
Armstrong Atl. 6, North Carolina 3
 Troy State 22, Howard 1
 Troy State 9, **Armstrong Atlantic** 8
 N.C. State 6, Troy State 3
Armstrong Atlantic 12, Howard 1
 N.C. State 16, Howard 10
Armstrong Atlantic 28, Howard 3
 N.C. State 21, Howard 2
Armstrong Atl. 13, N.C. State 13 (10)
Armstrong Atlantic 13, Howard 1

1995

Armstrong Atlantic 2, Howard 0
 Howard 6, **Armstrong Atlantic** 5
Armstrong Atlantic 10, Howard 1

1996

Mercer 13, Howard 1
 Mercer 9, **Armstrong Atlantic** 8
 N.C. State 19, Mercer 0
Armstrong Atlantic 11, Howard 4
Armstrong Atlantic 14, Howard 7
 N.C. State 12, Howard 4
 N.C. State 7, **Armstrong Atlantic** 4
 Howard 3, **Armstrong Atlantic** 2

1997

Armstrong Atlantic 6, Wofford 5
Armstrong Atlantic 6, Wofford 2

1998

Armstrong Atlantic 15, Howard 4
 Mercer 10, Howard 0
Armstrong Atlantic 9, Howard 5
 Mercer 11, Howard 2
 Mercer 2, **Armstrong Atlantic** 0

2002

Georgia 10, North Carolina 8
Armstrong Atlantic 9, Connecticut 8 (10)
 Georgia 7, Connecticut 4
 North Carolina 10, **Armstrong Atlantic** 6
 North Carolina 13, Connecticut 5
Armstrong Atlantic 7, Georgia 6 (11)

2003

Georgia Tech 8, Rider 1
Armstrong Atlantic 11, Michigan 4
 Michigan 15, Rider 1
 Georgia Tech 7, Michigan 6
 Georgia Tech 12, **Armstrong Atlantic** 4

2004

Armstrong Atlantic 7, Florida Southern 6
 Florida Southern 12, Missouri-St. Louis 3
Armstrong Atlantic 17, Missouri-St. Louis 5
 Missouri-St. Louis 6, Florida Southern 5
 Florida Southern 7, **Armstrong Atlantic** 6

All-Time Classic Records

Armstrong Atlantic ...48-21-1

Army	1-2
Augusta	4-5
Charleston Southern...	1-1
Campbell	1-2
Connecticut	0-3
Florida Southern.....	2-2
Georgia.....	4-1
Georgia Southern	2-0
Georgia State	0-2
Georgia Tech	3-0
Howard.....	2-36
Kentucky	9-3
Liberty	1-1
Louisville	0-3
Mercer	7-6
Michigan	1-2
Missouri-St. Louis.....	1-2
North Carolina	3-2
North Carolina State ..	15-0-1
Radford	0-2
Rider.....	0-2
South Carolina State ..	1-8
The Citadel.....	8-9
Troy State.....	2-1
Vanderbilt	5-4
Wake Forest.....	4-3
Wofford	0-2



All-Americans

1973

Steve McNeill - HM

1974

Tommy Bumgardner - HM

1983

Stacey Whiddon - HM

1984

David Poulos - HM

Mike Smiciklas - HM

1988

Mike Mitchener - 1st

Bill Gearhart - 2nd

Dana Harding - 3rd

Calvain Culberson - HM

1989

Chad Armstrong - 1st

John Middlebrooks - HM

Steve Russell - HM

Brad Squibb - HM

Chuck Thompson - HM

1990

Chad Armstrong - 2nd

Paul Krafft - 3rd

Steve Russell - 3rd

Brad Squibb - 3rd

John Middlebrooks - HM

Larry Owens - HM

1991

Eric Chavez - 3rd

Bret Donovan - HM

Pete Richter - HM

Bill Schmidt - HM

1992

Eric Chavez - 1st

Daryle Gavlick - 1st

Roman Miestowski - 1st

Steve Young - 2nd

1993

Chris Milisits - 2nd

Scott DeHaven - 3rd

John Booker - 3rd

Steve Young - HM

Daryll Boyd - HM

Larry Vrtiska - HM

1994

Dave McLaughlin - 1st

Tony Kunka - 3rd

Chris Tidwell - HM

1995

Doug Louthan - HM

1996

Jeff Agard - HM

1998

Jeremy Wedel - 3rd

2002

David Harriman - 1st

2003

Jon Dobyns - 1st

2005

Matt Nalutka - 1st

Jon Troop - HM

2006

Truman Marek - HM

All-South Atlantic Region

1988

Bill Gearhart - 1st

Calvain Culberson - 1st

Dana Harding - 1st

Mike Mitchener - 1st

Bruce Addison - 2nd

Brent Kom - 2nd

Rob Musser - 2nd

1989

Chad Armstrong - 1st

John Middlebrooks - 1st

Steve Russell - 1st

Brad Squibb - 1st

Chuck Thompson - 1st

Mike Ewing - 2nd

Danny Moore - 2nd

Jeff Pasquale - 2nd

Mark Wagenhauser - 2nd

1990

Chad Armstrong - 1st

Paul Krafft - 1st

John Middlebrooks - 1st

Larry Owens - 1st

Steve Russell - 1st

Brad Squibb - 1st

Marv Ellis - 2nd

Mike Ewing - 2nd

Jeff Hanna - 2nd

Curt Martin - 2nd

Chuck Thompson - 2nd

1991

Eric Chavez - 1st

Bret Donovan - 1st

Pete Richter - 1st

Bill Schmidt - 1st

Mark Ewing - 2nd

Terry Hipp - 2nd

Roman Miestowski - 2nd

Tim Reynolds - 2nd

1992

Eric Chavez - 1st

Daryle Gavlick - 1st

Roman Miestowski - 1st

Region MVPs

1988

Mike Mitchener

1990

Chad Armstrong

1992

Eric Chavez

1994

Tony Kunka

Coch of the Year

1988, 1989, 1994

Joe Roberts

Steve Young - 1st

Craig Bradshaw - 2nd

Pete Richter - 2nd

1993

John Booker - 1st

Daryll Boyd - 1st

Scott DeHaven - 1st

Chris Milisits - 1st

Larry Vrtiska - 1st

Steve Young - 1st

Tony Kunka - 2nd

Jay Sheppard - 2nd

Angel Vega - 2nd

Kenny Williams - 2nd

1994

Tony Kunka - 1st

Dave McLaughlin - 1st

Chris Tidwell - 1st

Preston Taylor - 1st

1995

Doug Louthan - 1st

1996

Jeff Agard - 1st

1998

Jeremy Wedel - 1st

Andy Ysalgue - 1st

Sean Timmons - 1st

Dave Ruhr - 2nd

1999

Adam Bernero - 1st

Chris Humrich - 1st

2001

B.J. Brinkmeier - 2nd

David Harriman - 2nd

Kirk Nordness - 2nd

2002

Mike Roga - 1st

David Harriman - 1st

Kirk Nordness - 1st

2003

Jon Dobyns - 1st

Jeremy Olson - 2nd

2005

Matt Nalutka - 1st

Jon Troop - 1st

Adam Pelley - 1st

Chase Leatherwood - 2nd

2006

Truman Marek - 1st

Daniel Heflin - 1st

Pitcher of the Year

1988

Bill Gearhart

1998

Jeremy Wedel

2003

Jon Dobyns

All-Conference Honors

Big South

1984

David Poulos - SS

Mike Smiciklas - 1B

Tony Yeomans - C

1985

Chuck Christopher - P

Bill Fortner - C

J.D. Scott - OF

1986

Charlie Broad - 1B

Mickey Peyton - OF

Rick Zakrajsek - P

1987

Charlie Broad - 1B

Bill Gearhart - P

Dana Harding - 3B

Calvain Culberson - OF

Scott Ellis - C

Mike Mitchener - OF

Peach Belt

1992

Eric Chavez - 3B

Daryle Gavlick - P

Roman Miestowski - 1B

Pete Richter - OF

Steve Young - OF

1993

John Booker - 1B

Daryll Boyd - P

Scott DeHaven - OF

Chris Milisits - C

Steve Young - OF

1994

Tony Kunka - DH

Dave McLaughlin - OF

Chris Tidwell - P

1996

Jeff Agard - P

1998

Jeremy Wedel - P

1998

Andy Ysalgue - C

Dave Ruhr - OF

Noah Theiss - SS

1999

Adam Bernero - P

Chris Humrich - RP

B.J. Brinkmeier - P

David Harriman - C

Kirk Nordness - OF

2002

Mike Roga - P

David Harriman - C

Kirk Nordness - OF

2003

Jon Dobyns - P

Jeremy Olson - P

Stacy Bennett - UT

2004

Michael Pelley - C

2005

Matt Nalutka - RP

Jon Troop - P

Adam Pelley - UTL



All-Region Tournament

1988

Dana Harding - 2B

Danny Moore - OF

Mark Wagenhauser - OF

1989

Chad Armstrong - OF

(MVP)

Mike Ewing - P

Brian Kracik - SS

Brent Kom - 3B

John Middlebrooks - C

Brad Squibb - 1B

1990

Marv Ellis - OF

Curt Martin - C

John Middlebrooks - C

Steve Russell - 2B

1991

Eric Chavez - 3B

1992

Roman Miestowski - 1B

Derek Parker - OF

1993

Scott DeHaven - OF

Mickey Moody - 2B

1994

Tony Kunka - DH

(MVP)

Matt Chambers - 2B

Dave McLaughlin - OF

Jason Miller - C

Gregg Thomas - P

Larry Vrtiska - P

John Wilson - OF

1999

Raymond Castillo - SS

Travis Oglesby - C

2003

Brian Dice - OF

2005

Miguel Donate - C

Daniel Heflin - DH

Truman Marek - OF

Conference MVP

1987

Mike Mitchener

1992

Eric Chavez

Pitcher of the Year

1987

Bill Gearhart

1992

Daryle Gavlick

1993

Daryll Boyd

1998

Jeremy Wedel

Coch of the Year

1987, 1992, 2003

Pirate Honor Roll



All-Conference Tournament

1985
 Chuck Christopher
 Bill Fortner
 J.D. Scott
1987
 Charlie Broad
 Dana Harding
 Mike Mitchener
1992
 Daryll Boyd
 Eric Chavez
 Chris Milisits
 Derek Parker
 Pete Richter
 Mike Tencza
 Steve Young

1993
 Daryll Boyd
1994
 Tony Kunka
 John Wilson
1996
 Chris Case
1997
 Mark Batia
1998
 Noah Theiss
 Jeremy Wedel

**Conference
 Tournament
 MVP
 1987**
 Mike Mitchener

NAIA

All-District Honors

1982
 Warren Bachmann
 Kirk Rahn
1984
 Billy Ray Smith
 Stacy Whiddon
 Tony Yeomans

**District 25 Coach
 of the Year
 1984**
 Joe Roberts

David Poulos
 Mike Smiciklas
 Tony Yeomans

Four-Year Letterwinners

1972
 Dennis Pruitt
1973
 Mark Mamalakis
1974
 Linn Burnsed
 Steve McNeill
 Pat Holland
1976
 Tommy Bumgardner
 John Snelling
 Chuck Thomas
1979
 Eddie Aenchbacher
1980
 Danny Pickell
 Dan Seitz
 Mike Stone
1981
 Tim Norton
 Ty Jenny
1984
 Tony Yeomans
1986
 Ricky Meeks

Kevin Stafford
 Mark Simons
1987
 Charlie Broad
1988
 Calvin Culberson
1989
 Scott Ellis
1990
 Mike Haeussler
1998
 Gerald Jones
1999
 Greg Kennedy
2000
 Kevin Bullard
 Shane Shelton
 Joey Williams
2002
 Pat Daly
2003
 Chris Boaen
2004
 Zach Shelnett

CoSIDA Academic All-Americans

1993
 Chris Milisits - 3rd
2002
 David Harriman - 2nd
2004
 Michael Pelley - 1st

President's Cup Recipients

**The Presidents Cup is awarded
 to AASU's top scholar athlete
 by the Savannah Exchange
 Club**

1968 Danny Sims	1992 Mark Ewing
1970 Dennis Pruitt	1994 Gregg Thomas
1972 Roy Smith	1996 Clint Brooks
1976 James Sikes	1997 Doug Sessions
1978 Ed Aenchbacher III	2002 Matt Easterwood
1979 Ted Kinder	2003 Adam Brandenburg
1989 Mike Mitchener	2005 Brandon Nunez
1990 Brad Squibb	

CoSIDA Academic All-District III


1993 Chris Milisits	David Harriman 2003
1994 Gregg Thomas	Adam Brandenburg 2004
2002 Matt Easterwood	Michael Pelley 2005
	Jon Troop Brandon Nunez

PBC Player of the Year

PBC Pitchers of the Year



Eric Chavez, 1992



Daryle Gavlick, 1992



Daryll Boyd, 1993



Jeremy Wedel, 1998

A 1990 Division II All-America honoree and an AASU Athletics Hall of Fame member, Brad Squibb also earned the 1990 President's Cup as Armstrong State's top scholar-athlete. He still holds the NCAA Division II tournament game record of collecting 15 total bases in the Pirates' 18-2 win over Northern Kentucky in the 1989 NCAA Regional Championship Game that sent the Pirates to the DII World Series.



Four-year player Gerald Jones works at PNC Park for the Pittsburgh Pirates





AASU Pirate Team Honor Roll

Charles Burnsed MVP Award

- 1976 Stanley Walker
- 1977 Danny Pickell
- 1978 Ronnie Peacock
- 1979 Eddie Aenchbacher
- Ted Kinder
- 1980 Danny Pickell
- 1981 Pat Ryan
- Gerald Sharpe
- 1982 Warren Bachmann
- 1983 Billy Ray Smith
- 1984 Tony Yeomans
- 1985 J.D. Scott
- 1986 Mickey Peyton
- 1987 Charlie Broad
- 1988 Mike Mitchener
- 1989 Chad Armstrong
- 1990 Chad Armstrong
- 1991 Eric Chavez
- 1992 Eric Chavez
- Roman Miestowski
- 1993 Chris Milisits
- 1994 Tony Kunka
- 1995 Doug Louthan
- 1996 Jeff Agard
- 1997 Andy Ysalgue
- 1998 Andy Ysalgue
- 1999 Adam Bernero
- 2000 Haydn Chinn
- 2001 David Harriman
- Kirk Nordness
- 2002 David Harriman
- 2003 Stacy Bennett
- 2004 Michael Pelley
- 2005 Matt Nalutka

Tommy Thomson Silver Bat Award

- 1980 Bill Stanley
- 1981 Roy Babot
- 1982 Kirk Rahn
- 1983 Kirk Rahn
- 1984 Mike Smiciklas
- 1985 Bill Fortner
- 1986 Mike Cassalla
- 1987 Charlie Broad
- Dana Harding
- Mike Mitchener
- 1988 Mike Mitchener
- 1989 Chad Armstrong
- 1990 Chad Armstrong
- Steve Russell
- Brad Squibb
- 1991 Pete Richter
- 1992 Eric Chavez
- Roman Miestowski
- 1993 Chris Milisits
- 1994 Tony Kunka
- 1995 Richard Ernst
- 1996 Mark Todd
- 1997 Mark Batia
- 1998 David Ruhr
- 1999 Jimmy LaRose
- 2000 Haydn Chinn
- 2001 Kirk Nordness
- 2002 David Harriman
- 2003 Stacy Bennett
- 2004 Brandon Nunez
- 2005 Adam Pelley

Tom Beytagh Gold Glove Award

- 1980 Gerald Sharpe
- 1981 Billy Ray Smith
- 1982 Billy Ray Smith
- Warren Bachmann
- 1983 Stacey Whiddon
- Mike Huggins
- 1984 Mike Huggins
- Kevin Brown
- 1985 Charlie Broad
- 1986 Charlie Broad
- Mike Cassalla
- 1987 Charlie Broad
- 1988 Brent Korn
- 1989 Brent Korn
- John Middlebrooks
- Brad Squibb
- 1990 Chad Armstrong
- Brad Squibb
- 1991 Eric Chavez
- Walt Neveker
- 1992 Eric Chavez
- Chris Milisits
- 1993 Chris Milisits
- Dan Britz
- 1994 Dave McLaughlin
- 1995 Richard Ernst
- 1996 None
- 1997 Doug Sessions
- 1998 Andy Ysalgue
- Brian Muniz
- 1999 Brian Muniz
- Ray Castillo
- Jimmy LaRose
- 2000 Ray Castillo
- 2001 Stacy Bennett
- 2002 David Harriman
- 2003 Stacy Bennett
- 2004 Brandon Nunez
- Michael Pelley
- 2005 Adam Pelley

Richard Meeks Pitching Award

- 1980 Gordie Shuman
- 1981 Roger Moore
- 1982 Mark Simons
- 1983 Billy Ray Smith
- Gary Broad
- 1984 Gary Broad
- 1985 Chuck Christopher
- 1986 Rick Zakrajsek
- 1987 Chuck Christopher
- Bill Gearhart
- 1988 Bill Gearhart
- Rob Musser
- 1989 Chuck Thompson
- 1990 Paul Krafft
- 1991 Bill Schmidt
- 1992 Daryle Gavlick
- 1993 Daryll Boyd
- 1994 Chris Tidwell
- 1995 Mike Hopper
- 1996 Jeff Agard
- 1997 Joey Williams
- 1998 Jeremy Wedel
- 1999 Adam Bernero
- 2000 Jason Ackley
- 2001 B.J. Brinkmeier
- 2002 Mike Roga
- 2003 Jon Dobyns
- 2004 Zach Shelnut
- 2005 Matt Nalutka

Daniel Crawford Rookie Award


- 1980 Bill Holbrook
- 1981 Tony Yeomans
- 1982 Rickey Jones
- 1983 Ricky Meeks
- 1984 Charlie Broad
- 1985 Calvin Culberson
- 1986 Mike Mitchener
- 1987 Roge Williams
- 1988 Danny Moore
- Mark Wagenhauser
- 1989 Steve Russell
- 1990 Jeff Hanna
- 1991 Bret Donovan
- 1992 Steve Young
- 1993 Scott DeHaven
- 1994 Dave McLaughlin
- 1995 Richard Ernst
- 1996 David Young
- 1997 Joey Williams
- 1998 Noah Theiss
- 1999 Ray Castillo
- 2000 Nick Snow
- 2001 Chris Dentler
- 2002 Matt Stephens
- 2003 Brett Hart
- 2004 Sean Hotzak
- 2005 Jon Geiger

Roy Sims Captain Award


- 1980 Danny Pickell
- Dan Seitz
- 1981 Tim Norton
- Ty Jenny
- 1982 Pat Ryan
- 1983 Warren Bachmann
- Roy Babot
- 1984 Tony Yeomans
- Stacey Whiddon
- 1985 Ricky Meeks
- 1986 Ricky Meeks
- 1987 Charlie Broad
- 1988 Calvin Culberson
- Mike Mitchener
- 1989 Brent Korn
- Mark Wagenhauser
- 1990 Chad Armstrong
- Brad Squibb
- 1991 Tim Reynolds
- Shannon Schurman
- 1992 Eric Chavez
- Pete Richter
- 1993 Jorge Becerra
- Chris Milisits
- Steve Young
- 1994 Tony Kunka
- Gregg Thomas
- 1995 None
- 1996 None
- 1997 Matt Griffin
- Scott Harrell
- 1998 Matt Griffin
- Vinny Valinotti
- 1999 Brian Muniz
- Noah Theiss
- 2000 None
- 2001 None
- 2002 None
- 2003 None
- 2004 Michael Pelley
- 2005 None

Nick Mamalakis Competitor Award

- 1980 Ty Jenny
- 1981 Tim Norton
- 1982 Pat Ryan
- Keith Jones
- 1983 Tony Yeomans
- 1984 Mike Huggins
- 1985 Gary Jackson
- 1986 Charlie Broad
- 1987 Charlie Broad
- Mike Mitchener
- 1988 Brent Korn
- 1989 Brad Squibb
- 1990 Brad Squibb
- 1991 Tim Reynolds
- 1992 Chris Milisits
- 1993 Chris Milisits
- 1994 Deron Spink
- 1995 Doug Louthan
- 1996 Jason Mantooth
- 1997 Greg Kennedy
- 1998 Jeremy Wedel
- 1999 Chris Humrich
- 2000 Jimmy LaRose
- 2001 Ryan Chromek
- Zach Shelnut
- 2002 David Harriman
- 2003 Adam Brandenburg
- Michael Pelley
- 2004 Michael Pelley
- 2005 Chris Webb



Mark Simons pitched AASU's only perfect game in 1982.



Chuck Christopher recorded 10-win seasons in 1985 and 1987 for the Pirates.

AASU Team Records - Inning



Plate Appearances

21 vs. North Greenville, February 10, 2006

At Bats

17, vs. Bridgewater, 1988 (NCAA II, t5th place)

Runs

16 vs. North Greenville, February 10, 2006

Hits

14, vs. Bridgewater, 1988 (NCAA II, t6th place)

Singles

11 vs. North Greenville, February 10, 2006

Doubles

4, five times. Last vs. Adelphi, 1994

Triples

2, vs. Howard, 1994 and The Citadel, 1967

Home Runs

5, vs. Bridgewater, 1988 (NCAA II, t3rd place)

Consecutive Home Runs

3, vs. Bridgewater, 1988

Runs Batted In

15, vs. Bridgewater, 1988 (NCAA II, t6th place)

Extra Base Hits

6, vs. Adelphi, 1994

Total Bases

29, vs. Bridgewater, 1988 (NCAA II, 3rd place)

Walks

10, vs. Edward Waters, 1985

Stolen Bases

8, vs. Edward Waters, 1985

Hit By Pitch

4, vs. Adelphi, March 7, 2000 (NCAA II, t4th place)

Times on Base

19 vs. North Greenville, February 10, 2006

Consecutive Hits

8, vs. Concordia, 1989

Consecutive Times on Base

14, vs. Gannon, 1987

AASU Team Records - Game

Plate Appearances

79, vs. Valdosta State, 1988 (NCAA II, 2nd place)

Total Plate Appearances, Both Teams

149, vs. Valdosta State, 1988 (NCAA II Record)

At Bats

55, vs. Valdosta State, 1988

Runs

29, vs. Paine, 1989

Hits

28, vs. Gannon, 1987 and Mercer-Atlanta, 1983

Hits, Both Teams

44, vs. Mount Olive, May 14, 1988 (NCAA II, t11th)

Singles

23, vs. Wittenberg, 1984

Doubles

11, vs. S.C. State, 1993 (NCAA II, t6th place)

Triples

4, vs. Howard, 1994 and Ohio Wesleyan, 1986

Home Runs

7, vs. Bridgewater, 1988 and Mount Olive, 1998

Home Runs, Both Teams

12, vs. Mount Olive (5), 1988 (NCAA II, t3rd place)

Runs Batted In

26, vs. Paine, 1989

Grand Slams

2, vs. Utica, 1988 (ties NCAA II Record)

Sacrifice Hits

6, vs. Francis Marion, April 6, 2003 (ties NCAA II Record)

Extra Base Hits

14, vs. S.C. State, 1993

Total Bases

48, vs. Mount Olive, 1998

Total Bases, Both Teams

88, vs. Mount Olive (42), 1988 (NCAA II, 2nd place)

Walks

22, vs. Upper Iowa, 1989 (ties NCAA II Record)

Stolen Bases

15, vs. Oglethorpe, 1973 (NCAA II, 7th place)

Hit By Pitch

8, vs. Adelphi, March 7, 2000 (NCAA II, t4th place)

Times on Base

40, vs. Howard, 1988

Left on Base

23, vs. Valdosta State, 1988 (NCAA II, 2nd place)

Pitching Strikeouts

20, vs. Mars Hill, February 9th, 2003

Errors

10, vs. Kentucky, 1990

Victory Margin

29, vs. Paine (29-0), 1989

Double Plays Turned

5, vs. Sacred Heart, 1997 and Augustana, 1998

AASU Team Records - Season

Games: 80, 1984
Plate Appearances: 2723, 1983
At Bats: 2313, 1983
Runs: 627, 1987
Hits: 761, 1987
Singles: 578, 1983
Doubles: 150, 1985
Doubles per Game: 2.50 (140 2B/56 G),1990
Triples: 39, 1990
Triples per Game: 0.70, (39 3B/56 G), 1990
(NCAA II, 11th place)
Home Runs: 102, 1987
Grand Slams: 9, 1988 (NCAA II Record)
Runs Batted In: 588, 1987
Extra Base Hits: 269, 1987
Total Bases: 1260, 1987
Sacrifice Hits: 90, 1984
Sacrifice Flies: 62, 1994 (NCAA II Record)
Walks: 440, 1984
Hit By Pitch: 73, 1994 (NCAA II, t14th place)
Stolen Bases: 248, 1984
Scoring Average: 10.3, 1987
Batting Average: .360, 1987
Times On Base: 1179, 1987
On Base Percentage: .466, 1987
Slugging Percentage: .596, 1987
Consecutive Games Homered: 20, 1987
Wins: 63, 1984
Peach Belt Conference Wins: 20, 2003

Consecutive Wins: 30, 1990
Consecutive Wins, Home: 31, 1987
Consecutive Wins, Start of Season:
21, 1988
Consecutive Home Wins, Start of Season:
20, 1988
Consecutive Peach Belt Wins: 10, 2001
Losses: 33, 1981
Won-Lost Percentage: .839, 1990
Pitching Walks: 297, 1994
Pitching Strikeouts: 492, 1989
Strikeouts/9 Innings: 9.0, 2002
Earned Run Average: 2.23, 1980
Complete Games: 34, 1983 & 1981
Shutouts: 14, 1982 (NCAA II, t6th place)
Cons. Shutouts: 3, 1992; 1990; 1983; 1982 (2)
Cons. Scoreless Innings: 29.7, 1982
Cons. Innings, No Earned Runs: 30.3, 1992
Saves: 22, 1991 (NCAA II Record)
Total Chances: 2704, 1983
Putouts: 1768, 1983
Assists: 798, 1983
Errors: 150, 1981
Fielding Average: .966, 1991
Double Plays: 72, 1984



AASU
PIRATES



Mark Ewing went 8-3 with a 2.58 ERA in 1992, hurling a school-record and PBC-record 30.1 consecutive scoreless innings during the season.



The Pirates led all of NCAA Division II in total bases with 1074 in 1990



Individual Batting Records

Plate Appearances:

9, Calvin Culberson, Brent Korn, Mike Mitchener, Dana Harding, Danny Moore, Mark Wagenhauser, 1988

At Bats:

8, Calvin Culberson, Dana Harding, 1988

Runs:

5, 11 times. Last: Deron Spink and Tony Kunka, 1994

Hits:

6, John Booker, 1993; Dave Bone, 1987 & Matt Easterwood, 2001 (NCAA II, t5th place)

Singles:

6, John Booker, 1993 and Dave Bone, 1987

Doubles:

4, Steve Young, 1993, Kirk Rahn, 1982 and Daniel Heflin, 2006 (NCAA II, t4th place)

Triples:

2, 10 times previously.

Home Runs:

3, John Booker, 1993; Dana Harding, 1987; Warren Bachmann, 1983; Chris Cuchra, 1995; George Fletcher, 2004
Inning: 2, Jeff Hanna & John Middlebrooks, 1990; Dana Harding & Danny Moore, 1988 and Warren Bachmann, 1983

Grand Slams:

2, Brent Korn, 1988 (ties NCAA II Record)

Runs Batted In:

10, Brent Korn & Mike Mitchener, 1988 and Tony Yeomans, 1984 (NCAA II, t7th place)

Inning: 5, Mike Mitchener, 1988 and Warren Bachmann, 1983

Sacrifice Flies:

3, Preston Taylor, 1994 (NCAA II record)

Extra Base Hits:

5, Steve Young, 1993; Brad Squibb, 1989

Total Bases:

15, Brad Squibb, 1989 (NCAA II Tmt Record)
Inning: 8, Jeff Hanna & John Middlebrooks, 1990; Dana Harding & Danny Moore, 1988 and Warren Bachmann, 1983

Slugging Percentage:

1.250, John Booker, 1993

Walks:

7, Dave Bone, 1989 (tied NCAA II Record)

Hit By Pitch:

3, Deron Spink, 1994
 Bryan Beckmann vs. Adelphi, March 7, 2000

Reached Base Safely:

7 (of 7), Steve Young, 1993; Dave Bone, 1989

Stolen Bases:

7, Steve McNeill and Mark Mamalakis, 1973 (NCAA II, 2nd place)

Individual Pitching Records

Innings Pitched:

15, Mike Ogilvie, 1982

Strikeouts:

17, Rick Sawyer, 1990; Mike Roga, 2002

Consecutive Strikeouts:

8, Mark Simons, 1982

No Hitters:

Mike Roga, 2002; Joey Williams, 1999; Combination, 1991; Rick Sawyer, 1989; Bill Gearhart, 1987; Mike Ogilvie, Billy Ray Smith & Mark Simons, 1982; Doyle Kelley, 1968 and Bobby Cannon, 1967

Perfect Game:

Mark Simons, 1982 (ties NCAA II Record)

Individual Fielding Records

Total Chances:

21, Andrew Graham vs. Mars Hill, Feb. 9, 2003

Putouts:

19, Mike Mitchener & Bill Bickel, 1988; Scott Ellis, 1987; Charlie Broad, 1985; Bill Stanley, 1980 and Andrew Graham vs. Mars Hill, Feb. 9, 2003

Assists:

10, Adam Brandenburg vs. Georgia Tech, Feb. 23, 2003 & vs. USC Aiken, March 30, 2003

Outfield Putouts:


10, Chad Armstrong, 1989 (D II World Series Record)

Pickoffs:

5, Gary Broad, 1983

Errors:

5, Brad Bender, 1996 (ties NCAA II record)



Rick Sawyer set the AASU school record with 17 strikeouts in a game during the 1990 season.

Mike Roga tied Sawyer's mark of 17 strikeouts during his 1-0 no-hitter against Northwest Missouri State on 3/5/02.





Individual Batting Records

Games Played:

75, Warren Bachmann, Kirk Rahn & Tony Yeomans, 1983

Plate Appearances:

316, Warren Bachmann, 1983

Official at Bats:

286, Kirk Rahn, 1983

Runs:

84, Charlie Broad, 1987

Hits:

101, Roman Miestowski, 1992

Singles:

73, Mickey Peyton, 1986

Doubles:

26, Charlie Broad, 1986

Triples:

9, Chad Armstrong, 1990

Home Runs:

28, Dana Harding, 1987

Runs Batted In:

98, Mike Mitchener, 1987

Extra Base Hits:

50, Dana Harding, 1987

Total Bases:

205, Dana Harding, 1987

Sacrifice Hits:

21, Sean Hotzak, 2006

Sacrifice Flies:

11, Preston Taylor, 1994 (NCAA II, t2nd place)

Walks:

90, Kevin Stafford, 1984

Hit By Pitch:

30, Deron Spink, 1994 (NCAA II, t2nd place)

Stolen Bases:

57, Mickey Peyton, 1986 (NCAA II, t12th place)

Stolen Base Percentage:

.973, Tony Yeomans, 1984

Batting Average:

.451, Steve McNeill, 1972

Min. 200 AB: .445, Roman Miestowski, 1992

Times On Base:

166, Deron Spink, 1994

On Base Percentage:

.568, Mike Bertagnolli, 1985 & Steve McNeill, 1972

Slugging Percentage:

.830, Dana Harding, 1987

Consecutive Game Hitting Streak:

41, David Harriman, 2002

Consecutive Hits:

9, Charlie Broad, 1987

Consecutive Times on Base:

13, Dave Bone, 1989

Consecutive Games Reached Safely:

One season: 56, Chad Armstrong, 1990

Overall: 70, Chad Armstrong, 1989-1990

Consecutive Game Home Run Streak:

7, Dana Harding, 1987

Consecutive Games w/ Extra Base Hit:

8, Dana Harding, 1988

Individual Pitching Records

Pitching Appearances:

31, Mike Ogilvie, 1983; Doug Louthan, 1995

Relief Appearances:

31, Doug Louthan, 1995

Games Started:

18, Chuck Christopher, 1985

Innings Pitched:

141.0, Chuck Christopher, 1985

Strikeouts:

124, Daryle Gavlick, 1992 (NCAA II Season Leader)

Strikeouts Per Nine Innings:

14.0, Jeff Pasquale, 1989 and Doug Sessions, 1998

South Atlantic Region MVP and 1988 First-Team All-American Mike Mitchener pitches the Pirates into the World Series over Columbus in 1988. Mitchener is also a member of the AASU Athletic Hall of Fame and in 2004 became just the second Pirate to have his jersey retired.





Earned Run Average: (Starting Pitcher)

1.04, Jeff Agard, 1996

Earned Run Average: (Relief Pitcher)

0.30, Matt Nalutka, 2005

Hits Allowed Per Nine Innings:

4.6, Bill Gearhart, 1987 (NCAA I, 9th place)

Walks:

77, Chuck Christopher, 1985

Complete Games:

13, Rick Zakrajsek, 1985

Consecutive Complete Games:

Rick Zakrajsek, 1985

Consecutive Complete Game Wins:

7, Mark Simons, 1982

Shutouts:

4, Daryle Gavlick, 1992; Mark Simons, 1982 and Tommy Bumgardner, 1975

Consecutive Shutouts:

3, Mark Ewing, 1992; Al Otte, 1983 and Mark Simons, 1982

Consecutive Scoreless Innings:

30.1, Mark Ewing, 1992 (NCAA II, 11th place)

Consecutive Innings, No Earned Runs:

37.3, Daryle Gavlick, 1992

Consecutive Scoreless Appearances:

24, Matt Nalutka, 2005

Saves:

12, Matt Nalutka, 2005

Save Percentage:

1.000 (12-12), Matt Nalutka, 2005, (8-for-8), Mike Ewing, 1990 & Jeff Pasquale 1989

Pitching Decisions:

16, Chuck Christopher, Rick Zakrajsek, 1985 and Jon Troop, 2005

Wins:

12, Bill Gearhart, 1988; Chuck Christopher, 1987 and Jon Dobyns, 2003

Consecutive Wins:

Single Season: 11, Daryle Gavlick, 1992 and Chuck Christopher, 1987

Multiple Seasons: 20, Bill Gearhart, 1987-88

(NCAA II 2nd place)

Won-Lost Percentage:

1.000 (minimum 5 decisions), Bill Gearhart, 10-0, 1987; Larry Vrtiska, 9-0, 1994; Larry Owens, 7-0, 1990; Mike Ewing, 7-0, 1989; Charlie Broad, 7-0, 1984; Danny DeMersseman, 5-0, 1985 and Jon Boothe, 5-0, 1990

Individual Fielding Records

Total Chances:

648, Warren Bachmann, 1983

Putouts:

580, Charlie Broad, 1984

Assists:

215, Mike Huggins, 1983

Errors:

38, Jay Sheppard, 1994

Outfield Assists:

18, Dave McLaughlin, 1994


Outfield Putouts:

124, Terry Hipp, 1991

Pickoffs:

20, Gary Broad, 1983

Jeff Agard set a school and Peach Belt Conference record with a 1.04 ERA in 1996 en route to earning honorable-mention All-America honors.



Chris Humrich, an All-South Atlantic Region pick in 1999, tied an AASU record and set a then-PBC record with 10 saves in helping the Pirates to a South Atlantic Regional berth.

Games Played:

265, Tony Yeomans, 1981-84

Plate Appearances:

1,033, Tony Yeomans, 1981-84

At Bats:

869, Tony Yeomans, 1981-84

Runs:

242, Charlie Broad, 1984-87

Hits:

318, Charlie Broad, 1984-87

Singles:

200, Tony Yeomans, 1981-84

Doubles:

69, Charlie Broad, 1984-87

Triples:

16, Charlie Broad, 1984-87

Home Runs:

39, Dana Harding, 1987-88

Runs Batted In:

231, Charlie Broad, 1984-87

Extra Base Hits:

120, Charlie Broad, 1984-87

Total Bases:

524, Charlie Broad, 1984-87

Sacrifice Hits:

42, Charlie Broad, 1984-87

Walks:

183, Scott Ellis, 1986-89

Hit By Pitch:

32, Ray Castillo, 1999-2000

Stolen Bases:

128, Calvin Culberson, 1985-88

Stolen Base Percentage:

(min. 100 att.) .875, Charlie Broad, 1984-87

(less than 100 att.) .908, Roman Miestowski, 1991-92

Batting Avg:

.397, Roman Miestowski, 1991-92

(min. 600 AB) .385, Charlie Broad, 1984-87

Times On Base:

468, Charlie Broad, 1984-87

On Base Percentage:

.503, Dave Bone, 1987-89 and Jimmie Evans, 1986-87

Slugging Percentage:

.748, Mike Mitchener, 1986-88

Pitching Appearances:

85, Zach Shelnutt, 2001-04

Relief Appearances:

85, Zach Shelnutt, 2001-04

Innings Pitched:

353.0, Tommy Bumgardner, 1973-76

Pitching Decisions:

48, Tommy Bumgardner, 1973-76

Wins:

29, Rickey Meeks, 1983-86

Losses:

24, Tommy Bumgardner, 1973-76

Won Lost Percentage:

.909, Larry Vrtiska (20-2), 1993-94

Walks:

143, Chuck Christopher, 1985-87

Strikeouts:

244, Chuck Christopher, 1985-87

Strikeouts Per Nine Innings:

11.9, Jeff Pasquale, 1989-90

Earned Run Average:

1.17, Daryle Gavlick, 1992

(min. 300 IP) 1.81, Tommy Bumgardner, 1973-76

Hits Allowed Per Nine Innings:

6.7, Bill Schmidt, 1989-91

Complete Games:

31, Tommy Bumgardner, 1973-76 (NCAA II, 2nd place)

Shutouts:

11, Tommy Bumgardner, 1973-76 (NCAA II, 3rd place)

Saves:

19, Matt Nalutka, 2005-06

Total Chances:

2,285, Charlie Broad, 1984-87

Putouts:

2,140, Charlie Broad, 1984-87

Assists:

426, Danny Pickell, 1977-80

Errors:

65, Jay Sheppard, 1993-94; Danny Pickell, 1977-80

No Errors, Career:

Tom Beytagh, 1970-73

Outfield Putouts:

342, Calvin Culberson, 1985-88

Outfield Assists:

18, Dave McLaughlin, 1994; Tony Yeomans, 1981-84

Pickoffs:

26, Gary Broad, 1983-84

Home Run, First Career At Bat:

Scott DeHaven, 1993; Terry Hipp, 1991; Mike Casala, 1986; David Poulos, 1984 and Andrew Graham, 2003



At-Bats

1967	Danny Sims	95
1968	Ray Kellett	93
1969	Larry Thompson	103
1970	Lance Green	106
1971	Mark Mamalakis	77
1972	Larry Crawford	78
1973	Steve McNeill	92
1974	Steve McNeill	138
1975	John Snelling	131
1976	Marvin Headley	114
1977	Danny Pickell	126
1978	Ronnie Peacock	125
1979	Danny Pickell	126
1980	Danny Pickell	141
1981	Tony Yeomans	197
1982	Kirk Rahn	227
1983	Kirk Rahn	286
1984	David Poulos	231
1985	Bill Fortner	239
1986	Mickey Peyton	223
1987	Dana Harding	247
1988	Mike Mitchener	228
1989	Danny Moore	226
1990	Chad Armstrong	241
1991	Tim Reynolds	217
1992	Dan Britz	228
1993	Jay Sheppard	267
1994	Jay Sheppard	266
1995	Michael Collins	201
1996	Chris Case	212
1997	Matt Griffin	210
1998	Brian Muniz	235
1999	Brian Muniz	223
2000	Jimmy LaRose	219
2001	Rob Mills	210
2002	David Harriman	228
2003	Brandon McKinnon	190
2004	Adam Pelley	208
2005	Jonnie Geiger	213
2006	Truman Marek	243

Runs

1967	Danny Sims	23
1968	Doyle Kelley	12
1969	Lee Rabon	15
1970	Lee Rabon	17
1971	Steve McNeill	19
1972	Steve McNeill	19
1973	Steve McNeill	24
1974	Steve McNeill	36
1975	Chuck Thomas	18
1976	Stan Walker	22
1977	Stan Walker	28
1978	Ronnie Peacock	19
1979	Dave Baker	19
1980	Bill Stanley	23
1981	Pat Ryan	41
1982	Keith Jones	49
1983	Tony Yeomans	63
1984	Tony Yeomans	71
1985	Kevin Brown	65
	Bill Fortner	65
1986	Mickey Peyton	78
1987	Charlie Broad	84
1988	Calvain Culberson	63
	Mark Wagenhauser	63
1989	Brad Squibb	67
1990	Chad Armstrong	77
1991	Terry Hipp	48
	Pete Richter	48

1992	Roman Miestowski	72
1993	Steve Young	72
1994	Tony Kunka	83
1995	Michael Collins	39
1996	Mark Todd	44
1997	Mark Batia	53
	Adam Wilson	53
1998	David Ruhr	59
1999	3 players with	47
2000	Jimmy LaRose	57
2001	Rob Mills	54
2002	Chris Boaen	50
2003	Brandon McKinnon	46
2004	Rob Recuenco	49
2005	Jonnie Geiger	48
2006	Truman Marek	62

Hits

1967	Bobby Cannon	28
	Tommy Cannon	28
	Danny Sims	28
1968	Ray Kellett	23
1969	David Layden	24
1970	Buddy Hardy	29
	Lee Rabon	29
1971	Mark Mamalakis	25
1972	Steve McNeill	34
1973	Steve McNeill	33
1974	Steve McNeill	59
1975	Warren Heller	37
1976	Marvin Headley	31
1977	Danny Pickell	37
1978	Ronnie Peacock	39
1979	Danny Pickell	37
1980	Danny Pickell	50
1981	Pat Ryan	70
1982	Kirk Rahn	90
1983	Kirk Rahn	97
1984	David Poulos	88
1985	Bill Fortner	88
1986	Mickey Peyton	97
1987	Charlie Broad	99
1988	Mike Mitchener	77
1989	Chad Armstrong	83
1990	Chad Armstrong	97
1991	Roman Miestowski	71
1992	Roman Miestowski	101
1993	Jay Sheppard	88
1994	Tony Kunka	86
1995	Michael Collins	72
1996	Mark Todd	72
1997	Mark Batia	77
1998	David Ruhr	82
1999	Jimmy LaRose	77
2000	Jimmy LaRose	74
2001	Kirk Nordness	80
2002	David Harriman	94
2003	George Fletcher	62
	Stacy Bennett	62
2004	Rob Recuenco	74
2005	Jonnie Geiger	77
2006	Truman Marek	89

Batting Average

1967	Tommy Cannon	.350
1968	Danny Sims	.322
1969	Ray Kellett	.262
1970	Buddy Hardy	.318
1971	Mark Mamalakis	.325
1972	Steve McNeill	.451

1973	Steve McNeill	.359
1974	Steve McNeill	.428
1975	Warren Heller	.320
1976	Warren Heller	.327
1977	Danny Pickell	.302
1978	Ronnie Peacock	.312
1979	Danny Pickell	.294
1980	Danny Pickell	.355
1981	Roy Babot	.401
1982	Kirk Rahn	.396
1983	Jerry Jameson	.362
1984	David Poulos	.381
1985	Gary Jackson	.389
1986	Mickey Peyton	.435
1987	Charlie Broad	.442
1988	Mark Wagenhauser	.358
1989	Chad Armstrong	.390
1990	Marv Ellis	.405
1991	Roman Miestowski	.345
1992	Roman Miestowski	.445
1993	Chris Milists	.386
1994	John Wilson	.384
1995	Richard Ernst	.390
1996	Mark Todd	.355
1997	Mark Batia	.381
1998	Noah Theiss	.379
1999	Jimmy LaRose	.352
2000	Brian Pickell	.343
2001	Kirk Nordness	.392
2002	David Harriman	.412
2003	Stacy Bennett	.339
2004	Brandon Nunez	.386
2005	Adam Pelley	.379
2006	Brad Bohannon	.393

Doubles

1967	Bobby Cannon	4
1968	4 with	2
1969	David Layden	4
1970	Lee Rabon	4
1971	Mark Mamalakis	4
	Tom Yarbrough	4
1972	Tom Beytagh	5
1973	Gerald Sharpe	3
	Tom Yarbrough	3
1974	Steve McNeill	8
1975	Tommy Bungardner	.6
	Warren Heller	6
1976	Warren Heller	6
	Jerry McNair	6
1977	Warren Heller	7
1978	Buddy Padgett	6
	Mike Stone	6
1979	Glen Conaway	4
1980	Danny Pickell	10
1981	Five with	7
1982	Kirk Rahn	21
1983	Kirk Rahn	20
1984	Tony Yeomans	20
1985	Bill Fortner	24
1986	Charlie Broad	26
1987	Mike Mitchener	24
1988	Dana Harding	18
1989	Chad Armstrong	19
1990	Brad Squibb	20
1991	Eric Chavez	20
1992	Roman Miestowski	20
	Steve Young	20
1993	Chris Milists	22
1994	Matt Chambers	18

1995	Michael Collins	16
1996	Chris Case	21
1997	Matt Griffin	17
	Andy Ysalgue	17
1998	David Ruhr	17
1999	Brian Muniz	18
2000	Kevin Bullard	17
	Haydn Chinn	17
2001	Kirk Nordness	18
2002	Kirk Nordness	16
2003	Stacy Bennett	16
	Brandon McKinnon	16
2004	George Fletcher	12
2005	Sean Hotzak	14
	Rob Recuenco	14
2006	Miguel Donate	20

Triples

1967	Danny Sims	2
1968	Danny Sims	2
	David Smith	2
1969	David Smith	2
1970	Buddy Hardy	3
1971	Roy Smith	4
1972	Linn Burnsed	1
	Steve McNeill	1
1973	Mark Mamalakis	3
	Tom Yarbrough	3
1974	Linn Burnsed	3
1975	Buddy Padgett	4
1976	5 with	1
1977	Marvin Headley	3
	Ronnie Peacock	3
1978	Ronnie Peacock	3
1979	3 with	1
1980	David Rogers	2
1981	3 with	3
1982	Keith Jones	3
1983	Jerry Jameson	4
1984	David Poulos	5
1985	Charlie Broad	6
	J.D. Scott	6
1986	Mike Cassala	6
	Mickey Peyton	6
1987	Mike Mitchener	7
1988	Mike Mitchener	7
1989	Chad Armstrong	6
	Brad Squibb	6
1990	Chad Armstrong	9
1991	Eric Chavez	6
1992	Dan Britz	4
1993	Jay Sheppard	5
	Steve Young	5
1994	Jay Sheppard	8
1995	Leroy Lipsy	3
1996	2 with	1
1997	Mark Batia	4
	Doug Sessions	4
1998	Vincent Valinotti	3
1999	Mike Cadwallader	5
2000	Haydn Chinn	5
2001	Jason Pruitt	3
	Rob Mills	3
2002	Chris Boaen	6
2003	Stacy Bennett	4
2004	6 with	1
2005	Jarin Lewis	3
2006	Truman Marek	7



AASU Season Leaders

Home Runs

1969	David Layden	2
1970	Buddy Hardy	2
1971	Mark Mamalakis	2
1972	Linn Burnsed	2
1973	Linn Burnsed	1
	Jerry Graham	1
1974	Linn Burnsed	2
1975	John Snelling	1
1976	John Snelling	1
	Chuck Thomas	1
1977	Robbie Groover	1
1978	Robbie Groover	2
	Mike Stone	2
1979	Glen Conway	2
	Mike Durkin	2
1980	Gerald Sharpe	2
1981	Tony Yeomans	8
1982	Kirk Rahn	7
1983	Kirk Rahn	11
1984	Mike Smiciklas	15
1985	Bill Fortner	13
	J.D. Scott	13
1986	Charlie Broad	9
	Mike Cassala	9
1987	Dana Harding	28
1988	Mike Mitchener	16
1989	John Middlebrooks	9
1990	Jeff Hanna	11
1991	Eric Chavez	10
1992	Eric Chavez	21
1993	John Booker	15
1994	Tony Kunka	15
1995	Richard Ernst	7
1996	Klark Reynolds	7
1997	Matt Griffin	12
1998	David Ruhr	13
1999	Travis Oglesby	19
2000	Kevin Bullard	8
2001	David Harriman	9
2002	David Harriman	14
2003	Brandon McKinnon	7
2004	George Fletcher	11
2005	Brand Nunez	10
2006	Truman Marek	6

Runs Batted In

1967	Mike Kellett	14
1968	Clyde Jordan	14
1969	Bill Hagan	11
1970	Lee Rabon	14
1971	Mark Mamalakis	13
1972	Tom Beytagh	13
1973	Mark Mamalakis	17
1974	David Barnhill	14
1975	John Snelling	9
	Chuck Thomas	9
1976	Marvin Headley	16
1977	Danny Pickell	22
1978	Danny Pickell	19
1979	Danny Pickell	14
1980	Danny Pickell	18
1981	Pat Ryan	43
1982	Warren Bachmann	57
1983	Kirk Rahn	70
1984	Mike Smiciklas	78
1985	J.D. Scott	80
1986	Mike Cassala	77
1987	Mike Mitchener	98

1988	Mike Mitchener	82
1989	John Middlebrooks	56
1990	Chad Armstrong	63
1991	Pete Richter	53
1992	Eric Chavez	82
1993	John Booker	69
1994	Tony Kunka	86
1995	Michael Collins	38
	Richard Ernst	38
1996	Mark Todd	39
1997	Matt Griffin	50
1998	David Ruhr	55
1999	Travis Oglesby	58
2000	Brian Pickel	48
2001	David Harriman	53
2002	David Harriman	69
2003	Stacy Bennett	47
2004	George Fletcher	50
2005	Brandon Nunez	40
2006	Truman Marek	51

Stolen Bases

1967	Danny Sims	10
	John Tatum	10
1968	Bob Houchins	12
1969	Bill Hagan	8
	Lee Rabon	8
1970	Bob Houchins	8
	Lance Green	8
1971	Steve McNeill	24
1972	Steve McNeill	18
1973	Mark Mamalakis	26
1974	Steve McNeill	28
1975	John Snelling	13
1976	Stan Walker	19
1977	Stan Walker	12
1978	Ronnie Peacock	8
1979	Dave Baker	8
1980	Gerald Sharpe	24
1981	Roy Babot	18
1982	Pat Ryan	16
1983	Tony Yeomans	28
1984	Cay Mays	37
1985	Mike Bertagnolli	38
1986	Mickey Peyton	57
1987	Calvain Culberson	40
1988	Calvain Culberson	42
1989	Danny Moore	29
1990	Steve Russell	32
1991	Roman Miestowski	27
1992	Dan Britz	32
	Roman Miestowski	32
1993	Jay Sheppard	34
1994	Jay Sheppard	29
1995	Leroy Lipsey	26
1996	Heath McBeth	17
1997	Doug Sessions	17
1998	David Ruhr	17
1999	Jimmy LaRose	21
2000	Bryan Beckmann	25
2001	Kirk Nordness	8
2002	Chris Dentler	15
2003	Mark Stephens	10
2004	Brandon Nunez	18
2005	Jonnie Geiger	19
2006	Truman Marek	24

Total Bases

1967	Tommy Cannon	35
1968	David Smith	31

1969	David Layden	34
1970	Buddy Hardy	39
1971	Mark Mamalakis	35
1972	Steve McNeill	40
1973	Steve McNeill	37
1974	Steve McNeill	70
1975	Warren Heller	45
1976	Jerry McNair	45
1977	Danny Pickell	47
1978	Ronnie Peacock	50
1979	Danny Pickell	42
1980	Danny Pickell	62
1981	Tony Yeomans	99
1982	Kirk Rahn	132
1983	Kirk Rahn	154
1984	Mike Smiciklas	146
1985	Bill Fortner	155
1986	Charlie Broad	143
1987	Dana Harding	205
1988	Mike Mitchener	154
1989	Chad Armstrong	121
1990	Chad Armstrong	161
1991	Eric Chavez	121
1992	Eric Chavez	167
1993	Jay Sheppard	128
1994	Tony Kunka	156
1995	Michael Collins	100
1996	Mark Todd	104
1997	Matt Griffin	118
1998	David Ruhr	140
1999	Travis Oglesby	121
2000	Haydn Chinn	102
2001	Kirk Nordness	115
2002	David Harriman	153
2003	Stacy Bennett	104
2004	George Fletcher	109
2005	Brandon Nunez	96
2006	Truman Marek	130

Base on Balls

1967	Danny Sims	18
1968	Danny Sims	16
1969	Lee Rabon	24
1970	Lee Rabon	20
1971	Roy Smith	24
1972	Linn Burnsed	21
1973	Tom Beytagh	20
1974	Linn Burnsed	26
1975		NA
1976	Stan Walker	31
1977	Stan Walker	31
1978	Ronnie Peacock	15
1979	Gerald Sharpe	17
1980	Dan Seitz	26
	Gerald Sharpe	26
1981	Pat Ryan	35
1982	Pat Ryan	57
1983	3 with	43
1984	Kevin Stafford	90
1985	Mike Bertagnolli	65
1986	Jimmie Evans	45
1987	Scott Ellis	66
1988	Dave Bone	62
1989	Dave Bone	59
1990	Chad Armstrong	44
1991	Pete Richter	52
1992	Dan Britz	44
1993	Steve Young	63
1994	Deron Spink	61
1995	Mark Todd	45

1996	Rob Freithoffer	39
1997	Mark Batia	37
1998	Noah Theiss	39
1999	Travis Oglesby	48
2000	Kevin Bullard	37
2001	Kirk Nordness	29
2002	Kirk Nordness	30
2003	Stacy Bennett	38
2004	Adam Pelley	29
2005	Rob Recuenco	22
2006	Pete Gundolf	45

Hit By Pitch

1967	Danny Sims	3
1968	Phil Duke	3
1969		NA
1970	John Beebe	2
	Lance Green	2
1971	Steve McNeill	5
1972	Steve McNeill	5
1973	Gerald Sharpe	8
1974	Steve McNeill	2
1975-1979		NA
1980	Dan Seitz	5
1981	5 with	2
1982	Keith Jones	11
1983	Kirk Rahn	4
1984	Mike Huggins	4
1985	Kevin Brown	4
1986	Scott Ellis	5
1987	Bruce Addison	4
1988	Brent Korn	6
1989	Brent Korn	8
	Brian Kracik	8
1990	3 tied with	5
1991	Eric Chavez	5
	Roman Miestowski	5
1992	Roman Miestowski	10
1993	John Booker	8
	Steve Young	8
1994	Deron Spink	30
1995	Thomas Sanders	11
1996	Scott Harrell	12
1997	Matt Griffin	11
	Adam Valinotti	11
1998	Vinny Valinotti	11
1999	Ray Castillo	21
2000	Ray Castillo	11
	Haydn Chinn	11
2001	Jason Pruitt	5
	Rob Mills	5
2002	Adam Brandenburg	12
2003	Adam Brandenburg	13
2004	Adam Pelley	19
	Michael Pelley	13
2005	Brandon Nunez	11
2006	Pete Gundolf	14



Dave Bone produced six singles in one game and seven walks in another game

AASU Season Leaders



On Base Percentage

1967	Danny Sims422
1968	Danny Sims493
1969	Lee Rabon370
1970	Lee Rabon408
1971	Roy Smith467
1972	Steve McNeill568
1973	Tom Beytagh486
1974	Steve McNeill428
1975		NA
1976	Stanley Walker431
1977	Stanley Walker442
1978	Ronnie Peacock386
1979	Danny Pickell331
1980	Dan Seitz414
1981	Roy Babot472
1982	Kirk Rahn439
1983	Tony Yeomans441
1984	Kevin Stafford526
1985	Mike Bertagnolli568
1986	Calvain Culberson519
1987	Charlie Broad535
1988	Dave Bone534
1989	Dave Bone498
1990	Jeff Hanna512
1991	Terry Hipp469
1992	Roman Miestowski526
1993	John Booker518
1994	Deron Spink527
1995	Richard Ernst482
1996	Mark Todd434
1997	Mark Batia488
1998	Noah Theiss480
1999	Ray Castillo451
2000	Bryan Beckmann422
2001	Kirk Nordness493
2002	David Harriman455
2003	Adam Brandenburg476
2004	Brandon Nunez453
2005	Adam Pelley461
200	Marc Noble470

Slugging Percentage

1967	Tommy Cannon438
1968	Danny Sims441
1969	David Layden358
1970	Buddy Hardy462
1971	Tom Yarbrough510
1972	Steve McNeill533
1973	Steve McNeill402

*All-America
third baseman
Dana Harding
set AASU's
slugging
percentage
record of .830
in 1987.*



1974	Steve McNeill507
1975	Warren Heller388
1976	Larry Cupstid353
1977	Warren Heller362
1978	Mike Stone419
1979	Danny Pickell333
1980	Danny Pickell440
1981	Tony Yeomans503
1982	Kirk Rahn528
1983	Kirk Rahn538
1984	Mike Smiciklas649
1985	Bill Fortner649
1986	Charlie Broad668
1987	Dana Harding830
1988	Mike Mitchener675
1989	Brad Squibb578
1990	Chad Armstrong668
1991	Eric Chavez624
1992	Eric Chavez770
1993	John Booker685
1994	Tony Kunka647
1995	Richard Ernst631
1996	Mark Todd512
1997	Matt Griffin562
1998	David Ruhr631
1999	Travis Oglesby658
2000	Kevin Bullard536
2001	Kirk Nordness564
2002	David Harriman671
2003	Stacy Bennett568
2004	Brandon Nunez564
2005	Brandon Nunez568
2006	Brad Bohannon540
	Jarin Lewis540

Wins

1967	Tommy Cannon7
1968	Doyle Kelley5
1969	Dennis Pruitt6
1970	Dennis Pruitt3
	Tommy Swinford3
1971	Dennis Pruitt4
1972	Pat Holland5
	Dennis Pruitt5
1973	Tommy Bumgardner5
	Lawrence Maner5
1974	Tommy Bumgardner7
1975	Tommy Bumgardner7
1976	Tommy Bumgardner5
1977	Eddie Aenchbacher5
1978	Eddie Aenchbacher4
1979	Eddie Aenchbacher6
1980	William Holbrook5
	Gordie Shuman5
1981	Roger Moore7
1982	Mark Simons10
1983	Jimmy Fisher10
1984	Gary Broad10
1985	Chuck Christopher12
1986	Rick Zakrajsek8
1987	Chuck Christopher11
1988	Bill Gearhart12
1989	Rick Sawyer8
	Chuck Thompson8
1990	Paul Kraft10
1991	Darryll Boyd7
1992	Daryle Gavlick11
1993	Larry Vrtiska9
1994	Larry Vrtiska11
1995	Mike Hopper8
1996	Michael Godbee7
1997	Four with6
1998	Jeremy Wedel10
1999	Adam Bernero11
2000	Jason Ackley10
2001	B.J. Brinkmeier8
2002	Mike Roga10
2003	Jon Dobyns12
2004	Marcus Barriger6
	Jon Dobyns6
2005	Jon Troop11
2006	John Ducey8

Earned Run Average

1967	Bobby Cannon1.58
1968	Tommy Swinford1.86
1969	Doyle Kelley2.38
1970	Dennis Pruitt3.94
1971	Pat Holland3.48
1972	Tommy Swinford2.80
1973	Tom Bumgardner2.39
1974	Frankie Moore1.22
1975	Tom Bumgardner1.35
1976	Tom Bumgardner1.46
1977	Eddie Aenchbacher2.14
1978	Ted Kinder4.21
1979	Eddie Aenchbacher2.07
1980	Tim Norton1.55
1981	Roger Moore1.26
1982	Billy Ray Smith1.87
1983	Ricky Meeks1.44
1984	Gary Broad1.74
1985	Ricky Meeks1.83
1986	Greg Richard1.55
1987	Bill Gearhart1.85

1988	Mike Mitchener1.84
1989	Jeff Pasquale1.30
1990	Bill Schmidt1.21
1991	Bill Schmidt1.34
1992	Daryle Gavlick1.17
1993	Darryll Boyd1.79
1994	Gregg Thomas1.62
1995	Doug Louthan2.44
1996	Jeff Agard1.04
1997	Greg Kennedy3.74
1998	Jeremy Wedel2.05
1999	Adam Bernero3.31
2000	B.J. Brinkmeier3.25
2001	B.J. Brinkmeier3.46
2002	Mike Roga3.00
2003	Curtis Morrison2.61
2004	Marcus Barriger3.19
2005	Chase Leatherwood3.39
2006	John Ducey3.17

Strikeouts

1967	Tommy Cannon52
1968	Doyle Kelley44
1969	Doyle Kelley48
1970	Tommy Swinford41
1971	Pat Holland37
1972	Pat Holland42
1973	Tom Bumgardner40
1974	Tom Bumgardner37
	Pat Holland37
1975	Tom Bumgardner71
1976	Tom Bumgardner35
1977	Warren Heller44
1978	Eddie Aenchbacher46
1979	Eddie Aenchbacher23
1980	William Holbrook27
1981	Roger Moore47
1982	Mark Simons116
1983	Billy Ray Smith67
1984	Gary Broad79
1985	Chuck Christopher116
1986	Mike Maus57
1987	Bill Gearhart101
1988	Rob Musser92
1989	Rick Sawyer94
1990	Rick Sawyer76
1991	Craig Bradshaw82
1992	Daryle Gavlick124
1993	Darryll Boyd88
1994	Chris Tidwell101
1995	Mike Hopper74
1996	Jeff Agard79
1997	Mark Copeland76
1998	Jeremy Wedel116
1999	Adam Bernero113
2000	B.J. Brinkmeier73
2001	B.J. Brinkmeier97
2002	Mike Roga109
2003	Jon Dobyns106
2004	Marcus Barriger77
2005	Chase Leatherwood102
2006	Chase Leatherwood91

Innings

1967	Tommy Cannon77.2
1968	Doyle Kelley86.2
1969	Dennis Pruitt81.1
1970	Tommy Swinford84.0
1971	Pat Holland77.2





AASU Season Leaders

Innings

1972	Dennis Pruitt	70.1
1973	Tom Bumgardner	83.0
1974	Tom Bumgardner	79.1
1975	Tom Bumgardner	106.1
1976	Tom Bumgardner	80.0
1977	Ed Aenchbacher	71.1
1978	Ed Aenchbacher	71.1
1979	Ed Aenchbacher	78.0
1980	Gordie Shuman	65.0
	Mike Stone	65.0
1981	Tim Norton	82.0
1982	Mark Simons	100.1
1983	Billy Ray Smith	109.0
1984	Gary Broad	102.2
1985	Chuck Christopher	141.0
1986	Ricky Meeks	80.2
1987	Chuck Christopher	107.2
1988	Bill Gearhart	106.0
1989	Larry Owens	106.0
1990	Chuck Thompson	92.1
1991	Craig Bradshaw	77.2
1992	Mark Ewing	101.0
1993	Gregg Thomas	91.1
1994	Chris Tidwell	129.0
1995	Mike Hopper	100.2
1996	Jason Manbooth	80.1
1997	Mark Copeland	91.0
1998	Jeremy Wedel	114.0
1999	Adam Bernero	103.1
2000	B.J. Brinkmeier	105.1
2001	B.J. Brinkmeier	101.1
2002	Mike Roga	105.0
2003	Jeremy Olson	112.2
2004	Jon Dobyms	94.0
2005	Jon Troop	94.0
2006	John Ducey	93.2

Games

1967	Tommy Cannon	16
1968	Doyle Kelley	14
	Tommy Swinford	14
1969	Doyle Kelley	10
	Dennis Pruitt	10
1970	Dennis Pruitt	15
1971	Pat Holland	12
1972	Dennis Pruitt	12
1973	Tom Bumgardner	13
1974	Tom Bumgardner	15
1975	Tom Bumgardner	15
1976	Tom Bumgardner	12
1977	Eddie Aenchbacher	15
1978	Eddie Aenchbacher	12
1979	Eddie Aenchbacher	14
1980	Mike Stone	10
1981	William Holbrook	15
1982	Mike Ogilvie	23
1983	Mike Ogilvie	31
1984	Ricky Meeks	22
1985	Chuck Christopher	20
	Mike Maus	20

1986	Mike Maus	18
	Mike Mitchener	18
1987	Bill Floyd	23
1988	David Wright	26
1989	Mike Ewing	26
1990	Jeff Pasquale	23
1991	Bill Schmidt	22
1992	Russell Williams	21
1993	Chris DeClue	25
1994	Scot Donovan	25
1995	Doug Louthan	31
1996	Michael Godbee	18
1997	Joey Williams	25
1998	Greg Kennedy	23
1999	Shane Shelton	24
	Chris Humrich	24
2000	Shane Shelton	19
2001	Andrew Moss	19
2002	Zach Shelnutt	23
2003	Zach Shelnutt	21
2004	Zach Shelnutt	26
2005	Matt Nalutka	26
2006	Vyt Rivers	27

Saves

1977	Eddie Aenchbacher	1
1978	Roy Griffin	2
1979	Eddie Aenchbacher	2
1980	William Holbrook	1
	Gerald Sharpe	1
1981	William Holbrook	2
	Kirk Rahn	2
1982	Billy Ray Smith	5
1983	Mike Ogilvie	10
1984	Ricky Meeks	5
1985	Mike Maus	6
1986	Mike Mitchener	5
1987	Chuck Christopher	3
	Greg Richard	3
1988	Mike Mitchener	7
1989	Jeff Pasquale	8
1990	Mike Ewing	8
1991	Bill Schmidt	7
1992	Russell Williams	8
1993	Jorge Becerra	3
	Biddy Garza	3
1994	Scot Donovan	8
1995	Doug Louthan	8
1996	Greg Kennedy	2
1997	Joey Williams	4
1998	3 tied with	4
1999	Chris Humrich	10
2000	Shane Shelton	3
2001	Andrew Moss	4
2002	Zach Shelnutt	6
2003	Zach Shelnutt	5
2004	Zach Shelnutt	4
	Josh Tallent	4
2005	Matt Nalutka	12
2006	Matt Nalutka	7



Chris Milisits earned All-Conference and second-team All-America honors as a catcher for the Pirates in 1993, leading the team in hitting with a .386 average.



AASU Athletic Hall of Famer Tony Yeomans led the Pirates in home runs and total bases during the 1981 season and ranks first all-time in at-bats and second all-time in hits on the AASU record charts.

Bill Gearhart's 20 straight wins in 1988 is an NCAA Division II single-season record



Season Top 10s - Hitting



At Bats

1. Kirk Rahn, 1983	286
2. Jay Sheppard, 1993	267
3. Jay Sheppard, 1994	266
4. Warren Bachmann, 1983	263
5. Mike Huggins, 1983	259
6. Tony Yeomans, 1983	250
7. Dana Harding, 1987	247
8. Calvin Culberson, 1987	244
9. Truman Marek, 2006	243
10. Chad Armstrong, 1989	241
Tony Kunka, 1994	241

Runs

1. Charlie Broad, 1987	84
2. Calvin Culberson, 1987	83
3. Mickey Peyton, 1986	78
4. Chad Armstrong, 1990	77
Tony Kunka, 1994	77
5. Dana Harding, 1987	75
Brad Squibb, 1990	75
Deron Spink, 1994	75
9. Bruce Addison, 1987	74
10. Roman Miestowski, 1992	72
Steve Young, 1993	72
Scott DeHaven, 1994	72

Hits

1. Roman Miestowski, 1992	101
2. Charlie Broad, 1987	99
3. Dana Harding, 1987	98
4. Chad Armstrong, 1990	97
Mickey Peyton, 1986	97
Kirk Rahn, 1983	97
7. David Harriman, 2002	94
8. Steve Russell, 1990	92
9. Calvin Culberson, 1987	89
Truman Marek, 2006	89

Doubles

1. Charlie Broad, 1986	26
2. Bill Fortner, 1985	24
Mike Mitchener, 1987	24
4. Chris Milisits, 1993	22
5. Dana Harding, 1987	21
Kirk Rahn, 1982	21
Chris Case, 1996	21
8. Eric Chavez, 1991	20
Roman Miestowski, 1992	20
Kirk Rahn, 1983	20
Brad Squibb, 1990	20
Tony Yeomans, 1984	20
Steve Young, 1992	20
Miguel Donate, 2006	20

Triples

1. Chad Armstrong, 1990	9
2. Brad Squibb, 1990	8
Jay Sheppard, 1994	8
3. Mike Mitchener, 1987	7
Mike Mitchener, 1988	7
Tony Kunka, 1994	7
Truman Marek, 2006	7
7. Bruce Addison, 1987	6
Chad Armstrong, 1989	6
Chris Boanen, 2002	6
Charlie Broad, 1984	6
Mike Cassala, 1986	6
Eric Chavez, 1991	6
Mickey Peyton, 1986	6
Brad Squibb, 1989	6

Home Runs

1. Dana Harding, 1987	28
2. Eric Chavez, 1992	21
3. Charlie Broad, 1987	19
Travis Oglesby, 1999	19
5. Scott Ellis, 1987	16
Mike Mitchener, 1988	16
7. John Booker, 1993	15
Calvin Culberson, 1987	15
Danny Moore, 1988	15
Mike Smicklas, 1985	15
Tony Kunka, 1994	15

Runs Batted In

1. Mike Mitchener, 1987	.98
2. Tony Kunka, 1994	.86
3. Dana Harding, 1987	.84
4. Eric Chavez, 1992	.82
Mike Mitchener, 1988	.82
6. Charlie Broad, 1987	.80
J.D. Scott, 1985	.80
8. Mike Smicklas, 1984	.78
9. Mike Cassala, 1986	.77
10. Scott Ellis, 1987	.71

Batting Average

1. Steve McNeill, 1972	.451
2. Roman Miestowski, 1992	.445
3. Charlie Broad, 1987	.442
4. Mickey Peyton, 1986	.435
5. Steve McNeill, 1974	.428
6. David Harriman, 2002	.412
7. Marv Ellis, 1990	.405
8. Chad Armstrong, 1990	.402
Steve Russell, 1990	.402
10. Roy Babot, 1981	.401

Stolen Bases

1. Mickey Peyton, 1986	57
2. Calvin Culberson, 1988	42
3. Calvin Culberson, 1987	40
4. Mike Bertagnolli, 1985	38
5. Cay Mays, 1984	37
6. David Poulos, 1984	36
Tony Yeomans, 1984	36
8. Bruce Addison, 1987	35
9. Jay Sheppard, 1993	34
10. Bruce Addison, 1988	33

Base on Balls

1. Kevin Stafford, 1984	90
2. Scott Ellis, 1987	66
3. Mike Bertagnolli, 1985	65
4. Steve Young, 1993	63
5. Dave Bone, 1988	62
6. Deron Spink, 1994	61
7. Dave Bone, 1989	59
8. Kevin Brown, 1984	57
Pat Ryan, 1982	57
10. Gary Jackson, 1985	56

Total Bases

1. Dana Harding, 1987	205
2. Charlie Broad, 1987	177
3. Mike Mitchener, 1987	168
4. Eric Chavez, 1992	167
5. Chad Armstrong, 1990	161
6. Roman Miestowski, 1992	160
7. Tony Kunka, 1994	156
8. Bill Fortner, 1985	155
9. Mike Mitchener, 1988	154
Kirk Rahn, 1983	154

Slugging Percentage

1. Dana Harding, 1987	.830
2. Charlie Broad, 1987	.790
3. Eric Chavez, 1992	.770
4. Mike Mitchener, 1987	.730
5. Roman Miestowski, 1992	.705
6. John Booker, 1993	.685
7. Mike Mitchener, 1988	.675
8. David Harriman, 2002	.671
9. Chad Armstrong, 1990	.668
Charlie Broad, 1986	.668

On Base Percentage

1. Steve McNeill, 1972	.568
Mike Bertagnolli, 1985	.568
3. Gary Jackson, 1985	.556
4. Charlie Broad, 1987	.535
5. Dave Bone, 1988	.534
6. Deron Spink, 1994	.527
7. Roman Miestowski, 1992	.526
Kevin Stafford, 1984	.526
9. John Booker, 1993	.518
10. Jeff Hanna, 1990	.512

David Harriman's .671 slugging pct. in 2002 was the eighth-best in AASU history





Season Top 10s - Pitching

Games

1. Mike Ogilvie, 1982	31
Doug Louthan, 1995.....	31
3. Vyt Rivers, 2006	27
4. Mike Ewing, 1989.....	26
Zach Shelnutt, 2004.....	26
Matt Nalutka, 2005.....	26
Matt Nalutka, 2006.....	26
8. Chris DeClue, 1993	25
Scot Donovan, 1994.....	25
Joey Williams, 1997.....	25

Wins

1. Chuck Christopher, 1985.....	12
Jon Dobyns, 2003.....	12
Bill Gearhart, 1988.....	12
4. Adam Bernero, 1999.....	11
Chuck Christopher, 1987.....	11
Daryle Gavlick, 1992.....	11
Larry Vrtiska, 1994	11
Jon Troop, 2005.....	11
9. Jason Ackley, 2000.....	10
Gary Broad, 1984.....	10
Jimmy Fisher, 1983.....	10
Bill Gearhart, 1987.....	10
Paul Krafft, 1990.....	10
Ricky Meeks, 1985.....	10
Jeremy Olson, 2003.....	10
Mike Roga, 2002.....	10
Mark Simons, 1982.....	10
Jeremy Wedel, 1998.....	10
Rick Zakrajsek, 1985.....	10

Saves

1. Matt Nalutka, 2005.....	12
2. Mike Ogilvie, 1982.....	10
Chris Humrich, 1999.....	10
4. Mike Ewing, 1989.....	8
Jeff Pasquale, 1989.....	8
Russell Williams, 1992.....	8
Scot Donovan, 1994.....	8
Doug Louthan, 1995.....	8
9. Mike Mitchener, 1986.....	7
Bill Schmidt, 1990.....	7
Matt Nalutka, 2006.....	7

Earned Run Average

1. Jeff Agard, 1996.....	1.04
2. Daryle Gavlick, 1992.....	1.17
3. Roger Moore, 1981.....	1.26
4. Bill Schmidt, 1991.....	1.34
5. Tommy Bumgardner, 1975.....	1.35
6. Ricky Meeks, 1983.....	1.44
7. Tommy Bumgardner, 1976.....	1.46
8. Tim Norton, 1980.....	1.55
9. Bobby Cannon, 1967.....	1.58
10. Daryll Boyd, 1993.....	1.79

Innings


1. Chuck Christopher, 1985.....	141.0
2. Chris Tidwell, 1994.....	129.0
3. Rick Zakrajsek, 1985.....	114.1
4. Jeremy Wedel, 1998.....	114.0
5. Jeremy Olson, 2003.....	112.2
6. Larry Vrtiska, 1994.....	111.0
7. Billy Ray Smith, 1983.....	109.0
8. Chuck Christopher, 1987.....	107.2
9. Tommy Bumgardner, 1975.....	106.1
10. Bill Gearheart, 1988.....	106.0
Larry Owens, 1989.....	106.0

Strikeouts

1. Daryle Gavlick, 1992.....	124
2. Jeremy Wedel, 1998.....	116
Chuck Christopher, 1985.....	116
Mark Simons, 1982.....	116
5. Adam Bernero, 1999.....	113
6. Mike Roga, 2002.....	109
7. Jon Dobyns, 2003.....	106
8. Chase Leatherwood, 2005.....	102
9. Bill Gearheart, 1987.....	101
Chris Tidwell, 1994.....	101

Winning Percentage

1. Bill Gearhart, 1987..(10-0).....	1.000
Larry Vrtiska, 1993..(9-0).....	1.000
Charlie Broad, 1984..(7-0).....	1.000
Mike Ewing, 1989..(7-0).....	1.000
Larry Owens, 1990..(7-0).....	1.000
6. Daryle Gavlick, 1992..(11-1).....	.917
7. Ricky Meeks, 1985..(10-1).....	.909
Paul Krafft, 1990..(10-1).....	.909
9. Craig Bradshaw, 1992..(9-1).....	.900
10. Daryll Boyd, 1992..(7-1).....	.875
Daryll Boyd, 1993..(7-1).....	.875



Adam Bernero went 11-3 with 113 strikeouts in 103.1 innings in 1999, leading AASU to a South Atlantic Regional berth. Adam has pitched the last six seasons in the Majors for the Tigers, Rockies and Braves.



The 1984 Pirate baseball squad won a school-record 63 games, which led the nation, and sported a pitching staff that included a 10-game winner in Gary Broad and an undefeated pitcher in Charlie Broad (7-0).



Career Top 10s - Hitting



At-Bats

1.	Tony Yeomans, 81-84.....	869
2.	Charlie Broad, 84-87.....	826
3.	Calvain Culberson, 85-88.....	717
4.	Kevin Bullard, 97-2000.....	707
5.	Chris Boen, 2000-03.....	659
6.	Scott Ellis, 86-89.....	585
7.	Mike Mitchener, 86-88.....	539
8.	Jay Sheppard, 93-94.....	533
9.	Roy Babot, 81-83.....	527
10.	Brian Chester, 98-2000.....	517

Runs

1.	Charlie Broad, 84-87.....	242
2.	Calvain Culberson, 85-88.....	225
3.	Tony Yeomans, 81-84.....	206
4.	Scott Ellis, 86-89.....	177
5.	Kevin Bullard, 97-2000.....	145
6.	Brad Squibb, 89-90.....	142
7.	Chad Armstrong, 89-90.....	140
	Tony Kunka, 93-94.....	140
9.	Mike Mitchener, 86-88.....	137
10.	Scott DeHaven, 93-94.....	131

Hits

1.	Charlie Broad, 84-87.....	318
2.	Tony Yeomans, 81-84.....	282
3.	Calvain Culberson, 85-88.....	253
4.	Chris Boen, 2000-03.....	213
5.	Kevin Bullard, 97-2000.....	199
6.	Mike Mitchener, 86-88.....	193
7.	Kirk Rahn, 82-83.....	187
8.	Chad Armstrong, 89-90.....	180
9.	Scott Ellis, 86-89.....	179
10.	Dana Harding, 87-88.....	174

Doubles

1.	Charlie Broad, 84-87.....	69
2.	Kevin Bullard, 97-2000.....	51
3.	Tony Yeomans, 81-84.....	49
4.	Mike Mitchener, 86-88.....	45
5.	Chris Boen, 2000-03.....	45
6.	Warren Bachmann, 82-83.....	43
7.	Chris Milsits, 92-93.....	41
8.	Kirk Rahn, 82-83.....	41
9.	Scott Ellis, 86-89.....	39
	Dana Harding, 87-88.....	39
	Brad Squibb, 89-90.....	39
	Sean Hotzak, 2004-.....	39

Triples

1.	Charlie Broad, 84-87.....	16
2.	Chad Armstrong, 89-90.....	15
	Mike Mitchener, 86-88.....	15
4.	Brad Squibb, 89-90.....	14
5.	Jay Sheppard, 93-94.....	13
6.	Calvain Culberson, 85-88.....	12
7.	Steve Russell, 89-90.....	9
8.	Tony Kunka, 93-94.....	8
9.	Roy Babot, 81-83.....	7
	Chris Boen, 2000-03.....	7
	Eric Chavez, 91-92.....	7
	Steve Young, 92-93.....	7
	Truman Marc, 2006.....	7

Home Runs

1.	Dana Harding, 87-88.....	39
2.	Mike Mitchener, 86-88.....	38
3.	Charlie Broad, 84-87.....	35
4.	Scott Ellis, 86-89.....	33
5.	Eric Chavez, 91-92.....	31
6.	Tony Yeomans, 81-84.....	29
7.	Tony Kunka, 93-94.....	27
8.	Kevin Bullard, 97-2000.....	25
9.	David Harriman, 2001-02.....	23
10.	Calvain Culberson, 85-88.....	22
	Danny Moore, 88-89.....	22

Runs Batted In

1.	Charlie Broad, 84-87.....	231
2.	Mike Mitchener, 86-88.....	209
3.	Tony Yeomans, 81-84.....	176
4.	Scott Ellis, 86-89.....	173
5.	Dana Harding, 87-88.....	147
	Kevin Bullard, 97-2000.....	147
7.	Calvain Culberson, 85-88.....	139
8.	Tony Kunka, 93-94.....	138
9.	Eric Chavez, 91-92.....	134
10.	David Harriman, 2001-02.....	122

Batting Average

1.	Roman Miestowski, 91-92.....	.397
2.	Chad Armstrong, 89-90.....	.396
3.	Steve McNeill, 71-74.....	.390
4.	Charlie Broad, 84-87.....	.385
5.	Kirk Nordness, 2001-02.....	.3829
6.	David Harriman, 2001-02.....	.3826
7.	Steve Russell, 89-90.....	.378
8.	Dana Harding, 87-88.....	.377
9.	Jimmie Evans, 86-87.....	.368
10.	Kirk Rahn, 82-83.....	.365

Stolen Bases

1.	Calvain Culberson, 85-88.....	128
2.	Charlie Broad, 84-87.....	98
3.	Steve McNeill, 71-74.....	92
4.	Tony Yeomans, 81-84.....	83
5.	Kevin Stafford, 83-86.....	73
6.	Bruce Addison, 87-88.....	68
7.	Jay Sheppard, 93-94.....	63
8.	Roman Miestowski, 91-92.....	59
9.	Mickey Peyton, 86.....	57
	Steve Russell, 89-90.....	57

Base on Balls

1.	Scott Ellis, 86-89.....	183
2.	Kevin Stafford, 83-86.....	180
3.	Dave Bone, 87-89.....	152
4.	Charlie Broad, 84-87.....	146
5.	Tony Yeomans, 81-84.....	140
6.	Calvain Culberson, 85-88.....	135
7.	Bruce Addison, 87-88.....	109
8.	Kevin Bullard, 97-2000.....	107
9.	Steve Young, 92-93.....	101
10.	Pete Richter, 91-92.....	95

Total Bases

1.	Charlie Broad, 84-87.....	524
2.	Tony Yeomans, 81-84.....	422
3.	Mike Mitchener, 86-88.....	403
4.	Calvain Culberson, 85-88.....	383
5.	Dana Harding, 87-88.....	336
6.	Kevin Bullard, 97-2000.....	327
7.	Scott Ellis, 86-89.....	324
8.	Chris Boen, 2000-03.....	311
9.	Eric Chavez, 91-92.....	288
	Chad Armstrong, 89-90.....	288

Slugging Percentage

1.	Mike Mitchener, 86-88.....	.748
2.	Dana Harding, 87-88.....	.726
3.	Eric Chavez, 91-92.....	.718
4.	Tony Kunka, 93-94.....	.642
5.	Chad Armstrong, 89-90.....	.634
6.	Charlie Broad, 84-87.....	.627
7.	David Harriman, 2001-02.....	.617
8.	Brad Squibb, 89-90.....	.601
9.	Kirk Nordness, 2001-02.....	.595
10.	Roman Miestowski, 91-92.....	.577

On Base Percentage

1.	Dave Bone, 87-90.....	.503
	Jimmie Evans, 86-87.....	.503
3.	Kevin Stafford, 83-86.....	.492
4.	Chad Armstrong, 89-90.....	.489
	Roman Miestowski, 91-92.....	.489
6.	Steve McNeill, 71-74.....	.488
7.	Charlie Broad, 84-87.....	.480
	Scott Ellis, 86-89.....	.480
9.	Bruce Addison, 87-88.....	.479
10.	Al Otte, 83-86.....	.478



Charlie Broad has his number 13 retired at Grayson Stadium. The AASU Athletic Hall of Famer still holds seven career AASU batting records, including most runs scored, hits, doubles, triples and runs batted in.

Chris Boen became the fourth AASU player to collect 200 hits in 2003





Career Top 10s - Pitching

Games

1.	Zach Shelnett, 2001-2004	85
2.	Greg Kennedy, 96-99	77
3.	Joey Williams, 97-2000	74
4.	Ricky Meeks, 83-86	71
5.	Shane Shelton, 97-2000.....	64
6.	Andrew Moss, 2000-02	55
7.	Tommy Bumgardner, 73-76..	54
	Mike Ogilvie, 82-83	54
8.	Matt Nalutka, 2005-06	52
10.	Mike Mitchener, 86-88	50

Earned Run Average

1.	Daryle Gavlick, 92	1.17
2.	Bill Schmidt, 89-91	1.67
3.	Tommy Bumgardner, 73-76	1.83
4.	Jon Boothe, 90-91	2.01
5.	William Holbrook, 80-82	2.04
	Zach Shelnett.....	2.04
7.	Jeremy Wedel, 98	2.05
8.	Jeff Pasquale, 89-90	2.05
9.	Mike Ewing, 89-90.....	2.19
10.	Billy Ray Smith, 81-83.....	2.34

Winning Percentage

1.	Mike Ewing, 89-90 (9-0).....	1.000
2.	Daryle Gavlick, 92 (11-1)917
3.	Larry Vrtiska, 93-94 (20-2)909
4.	Bill Gearhart, 87-88 (22-3).....	.880
5.	Jimmy Fisher, 14-2.....	.875
6.	Scott Malcolm, 13-2.....	.867
7.	Mark Simons, 15-3.....	.833
8.	Jon Boothe, 8-2800
	John Ducey, 2006 (8-2)800
10.	Craig Bradshaw, 15-4.....	.789

Wins

1.	Ricky Meeks, 83-86	29
2.	Chuck Christopher, 85-87	27
3.	Tommy Bumgardner, 73-76	24
4.	Joey Williams, 97-2000.....	23
5.	Al Otte, 83-85.....	22
	Bill Gearhart, 87-88.....	22
7.	Daryll Boyd, 91-93.....	21
8.	Larry Vrtiska, 93-94.....	20
9.	Gary Broad, 83-84.....	18
	Rick Zakrajsek, 85-86	18
	Dennis Pruitt, 69-72	18
	Jon Dobyns, 2003-04.....	18

Innings

1.	Tommy Bumgardner, 73-76	348.2
2.	Ricky Meeks, 83-86	327.0
3.	Dennis Pruitt, 69-72	300.0
4.	Chuck Christopher, 85-87	296.2
5.	Eddie Aenchbacher, 76-79	267.1
6.	Pat Holland, 71-74.....	258.0
7.	Joey Williams, 97-2000.....	255.1
8.	Daryll Boyd, 91-93.....	223.0
9.	Tim Norton, 78-81.....	221.2
10.	Al Otte, 83-85.....	210.0



Four-year letterwinner Zach Shelnett pitched in more games (85) and recorded more saves (17) than any other Pirate player.

Saves

1.	Matt Nalutka, 2005-06	19
2.	Zach Shelnett, 2001-04	17
3.	Mike Mitchener, 86-88.....	14
	Mike Ewing, 89-90.....	14
5.	Mike Ogilvie, 82-83.....	12
	Ricky Meeks, 83-86	12
7.	Jeff Pasquale, 89-90	11
8.	Bill Schmidt, 89-91	10
	Chris Humrich, 99	10
10.	Biddy Garza, 92-93	9

Strikeouts

1.	Chuck Christopher, 85-87	244
2.	Joey Williams, 97-2000	219
3.	Daryll Boyd, 91-93.....	216
4.	Chase Leatherwood, 2005-06.....	193
5.	Al Otte, 83-85.....	185
6.	Tommy Bumgardner, 73-76	183
7.	Ricky Meeks, 83-86	182
8.	Bill Gearhart, 87-88.....	178
	Jon Dobyns, 2003-04.....	178
10.	Rick Sawyer, 89-90	170
	B.J. Brinkmeier, 2000-01	170

Joey Williams finished his four-year career in 2000 ranked in the Top 10 in five separate pitching categories.



The 1987 squad featured one of the most feared power hitting lineups in college baseball. Dana Harding (28 HR), Mike Mitchener (14 HR), Calvin Culberson (15 HR) and Scott Ellis (16 HR) combined for 73 home runs between them. Overall, the Pirates launched a school-record 102 home runs and set other single-season bests in batting average (.360), slugging percentage (.596) and hit a home run in 20 consecutive games during the season.





Dr. Thomas Z. Jones University President

Thomas Z. Jones, the sixth president to serve at Armstrong Atlantic State University, begins his sixth year at AASU. Hired on August 1, 2000, Jones was selected by the Board of Regents and University System of Georgia Chancellor Stephen R. Portch after an exhaustive national search.

Dr. Jones served on the faculty and administration at Columbus State University, as its vice president for academic affairs from 1988-2000, prior to coming to Armstrong Atlantic State. A 30-year veteran of university teaching and administration, Dr. Jones has taught at Indiana State University, Emory and Henry College and the West Virginia Institute of Technology. While at West Virginia Tech, Dr. Jones served as the Westmoreland Professor of Mining, an endowed professorship, and vice president of academic affairs.

Dr. Jones received his bachelor's degree in physics from Fairmont State College, his master of arts degree in geology from West Virginia University and his Ph.D in Geology from Miami (Ohio) University.

From 1980-1988, he owned and served as president of Technical Evaluation Consultants, Inc., a privately owned business specializing in providing science, technical and engineering services for business, industry, government agencies and the legal community.

Dr. Jones and his wife, Joyce, have two sons, Matthew and Michael.



Dr. Eddie Aenchbacher Athletic Director

Dr. Eddie Aenchbacher begins his tenth full year as the athletic director for Armstrong Atlantic State University.

Dr. Aenchbacher's responsibilities include overseeing the entire athletic department and promoting Armstrong Atlantic State athletics in the community of Savannah.

Dr. Aenchbacher received his bachelor's degree in physical education from Armstrong Atlantic State in 1979, where he was a standout student-athlete for the baseball team as a pitcher. He received his Master's degree and Doctorate of Education from the University of Georgia.

Along with his student-athlete experience at AASU, Dr. Aenchbacher also coached the Pirate cross country teams for five years and started the first AASU men's soccer team, which he coached for seven years.

During Dr. Aenchbacher's tenure as athletic director, AASU's athletic programs have had tremendous success in the classroom and on the playing field. Student-athletes at AASU have excelled in academics with 48 percent earning a 3.0 grade point average or better. The overall grade point average of AASU student-athletes is 2.9, higher than the overall institutional GPA. Over the last three years, the AASU athletic department has sent 18 of 24 teams to the NCAA DII Championships, and this past season the women's tennis team captured the school's third NCAA DII National Championship as well as the men's golf team successfully hosting the 2005 NCAA Division II Men's Golf Championships, the first-ever NCAA National Championship ever decided in the Coastal Empire area.

Dr. Aenchbacher has been married for 14 years to Michele and together they are the proud parents of two children, Jesse and Lainey.





Dr. Donald Anderson
Asst. Athletic Director / Services



Dr. Anderson's association with AASU since 1966 includes stints as an Associate Professor, Acting Head of the Department of Education, Dean for Community Services and Registrar/Director of Admissions. Dr. Anderson joined the Athletic Department in 1992 and currently assists the AD with athletic eligibility and serves as academic advisor to AASU student-athletes. He was inducted to the AASU Athletic Hall of Fame as a Citation Award winner in 1996.

Dr. Will Lynch
Faculty Athletic Representative



Dr. Will Lynch begins his eighth full year as AASU's Faculty Athletic Representative. A Michigan native, Dr. Lynch came to AASU in 1993 and serves as an assistant professor in the Department of Chemistry and Physics. A former men's basketball standout at Kalamazoo College, he earned undergraduate degrees in mathematics and chemistry in 1986, then received his Doctorate from Wayne State in 1991.

Chad Jackson
Director of Sports Communications



Chad Jackson begins his seventh year at AASU as Director of Sports Communications. A Jacksonville, Fla., native, Jackson joined the Pirates from UNC Wilmington, where he served as assistant SID for the 1998-99 year. He graduated from the University of North Florida in 1995 with a Bachelor's Degree in history. His wife of five years, Melissa, also works at AASU at the Lane Library and the couple reside in Pooler.

Lynn Roberts
Senior Women's Administrator



Lynn Roberts begins her sixth year as the Senior Women's Administrator for the AASU athletic department. A former women's tennis coach from 1988-1991 for the Pirates, she currently serves as an assistant professor in the Department of Health and Physical Education and also serves as the chair of AASU's Student Athlete Advisory Committee. She is married to current AASU baseball coach Joe Roberts and together the couple have two sons, Brian and Eric.

Dianne Lane
Athletic Secretary



A native Savannahian, Dianne Lane has been at AASU for the past eighteen years. Lane attended the University of Georgia and has been married to Ken Lane for 42 years. She has three children and six grandchildren; two sets of twins - Tyler and Evan (10), and Parker and Dylan (7) - Bridgette (6) and Carson (2).

Charlie Parrish
Director of Facilities



Charlie Parrish is in his third year as Director of Facilities, overseeing the AASU Sports Center, the ARC, the baseball, softball and intramural fields as well as the AASU Tennis Complex. He earned his bachelor's degree in health and physical education from AASU in 2002 and is currently pursuing a master's degree in sports management from Georgia Southern. A native of Hardeeville, S.C., Parrish is married to the former Maria Herrera of Buenos Aires and the couple have one child, Lucas.

This Is Armstrong Atlantic State University



Since its founding in 1935, Armstrong Atlantic State University has continued to develop to meet the Savannah community's educational needs. From its first location in Armstrong House in downtown Savannah to its current home on a scenic 250-acre lot off of Abercorn, the university has become one of the finest educational institutions in the Southeastern United States.

Armstrong Junior College was established by the Mayor of Savannah and other public officials in 1935. Housed in the beautiful and historic Armstrong House, a gift to the city from the family of George F. Armstrong, Armstrong Junior College grew over the years to occupy eight additional buildings in the Forsyth Park and Monterey Square areas.

In 1959, as Armstrong College of Savannah, it became a two-year unit of the University System.

The Board of Regents conferred four-year status on Armstrong in 1964 and the college moved to its present 250-acre location, a gift from Donald Livingston and the Mills B. Lane Foundation, in December of 1965. Additional buildings joined the eight original structures as Armstrong added professional and graduate programs and tripled in size.

In July of 1996, the Board of Regents voted to rename the college to Armstrong Atlantic State University to reflect its mission and identity. The university's reputation of excellence is still evident in its dedication to students, with a supportive environment.

Armstrong Atlantic State University was fully accredited as a senior institution by the Southern Association of Colleges and Schools in December, 1968, with accreditation retroactive to January 1, 1968, and was last reaccredited in December, 2001.

The university offers more than seventy-five academic programs and majors in its School of Arts and Sciences, School of Health Professions and School of Education.

The academic community includes approximately 7,000 students and more than 250 faculty members. Enrollment has nearly doubled in the last 15 years, from 3,700 students in 1990 to its current number.

Across campus, evidence of the university's



growth can be found in its facilities. Recently completed buildings include a 115,000 square foot, \$28 million dollar science building opened in 2002; the brand new Student Recreation Facility, which is the temporary home of the Lane Library while the Library undergoes an 11-month renovation project and phases one and two of Compass Point, the school's first dormitory buildings which opened in 2003. Phase two provides an additional 300 beds to the already existing 275 beds from phase one and campus leaders are in talks for a planned phase three addition to Compass Point.

The athletic department of Armstrong Atlantic State University is housed in the Armstrong Sports Center, completed in 1995. The Sports Center includes offices for the physical education department, training room and weight room areas, basketball courts, indoor track and offices for coaches and athletic department personnel. The building played host to the Peach Belt Conference's basketball tournament in 1998 and 1999 and hosts several in-season tournaments each year. In 2004-05, Armstrong Atlantic State hosted Peach Belt Conference Championships in volleyball and golf, while also hosting the 2005 NCAA Division II Men's Golf National Championships.

AASU sponsors ten intercollegiate sports and is a charter member of the Peach Belt Conference, formed in 1991. Women's soccer and women's golf debuted in 2005-06, joining men's and women's basketball, volleyball, baseball, men's and women's tennis, men's golf and softball as sports that AASU sponsors.

Continuing a mission begun in 1935, Armstrong Atlantic State University today serves a rich gamut of traditional and non-traditional students. Sixty percent of AASU's student body are from the Savannah-Chatham area, while others come from around the state, nation and world. All have come to Savannah to experience and thrive on the campus of one of the fastest developing higher learning institutions in the nation - to be a part of Armstrong Atlantic State.





2007 Armstrong Atlantic State University Baseball Schedule

Date	Day	Opponent	Time
Feb. 3	Sat.	Mount Olive (DH)	11:00 a.m.
Feb 4	Sun.	Mount Olive (DH)	11:00 a.m.
Feb. 9	Fri.	Florida Tech	2:00 p.m.
Feb. 10	Sat.	Wingate	2:00 p.m.
Feb. 11	Sun.	Florida Tech	2:00 p.m.
Feb. 16	Fri.	Southern Connecticut State	2:00 p.m.
Feb. 17	Sat.	Southern Connecticut State	1:00 p.m.
Feb. 18	Sun.	Southern Connecticut State	1:00 p.m.
Feb. 24	Sat.	Georgia Southwestern State (DH) *	Noon
Feb. 25	Sun.	Georgia Southwestern State *	11:00 a.m.
March 3	Sat.	Francis Marion *	2:00 p.m.
March 4	Sun.	Francis Marion (DH) *	Noon
March 7	Wedt.	St. Joseph's (Ind.)	2:00 p.m.
March 9	Fri.	at GCSU *	2:30 p.m.
March 10	Sat.	at GCSU (DH) *	1:00 p.m.
March 12	Mon.	Fairmont State	2:00 p.m.
March 14	Wed.	Kutztown	2:00 p.m.
March 15	Thurs.	Kutztown	2:00 p.m.
March 16	Fri.	California (Pa.)	2:00 p.m.
March 17	Sat.	Kutztown	2:00 p.m.
March 19	Mon.	Oakland City (Mich.)	2:00 p.m.
March 20	Tues.	Oakland City (Mich.)	6:00 p.m.
March 22	Thurs.	Clark Atlanta	2:00 p.m.
March 24	Sat.	at Lander *	3:00 p.m.
March 25	Sun.	at Lander (DH) *	1:00 p.m.
March 27	Tues.	Erskine	3:00 p.m.
March 31	Sat.	Columbus State (DH) *	1:00 p.m.
April 1	Sun.	Columbus State *	1:00 p.m.
April 3	Tues.	at Erskine	3:00 p.m.
April 6	Sat.	at UNC Pembroke *	7:00 p.m.
April 7	Sun.	at UNC Pembroke (DH) *	1:00 p.m.
April 10	Tues.	Pfeiffer	2:30 p.m.
April 11	Wed.	Pfeiffer	2:00 p.m.
April 14	Sat.	Augusta State *	3:00 p.m.
April 15	Sun.	Augusta State (DH) *	1:00 p.m.
April 17	Tues.	Valdosta State	3:30 p.m.
April 20	Fri.	at USC Upstate *	7:00 p.m.
April 21	Sat.	at USC Upstate (DH) *	1:00 p.m.
April 24	Tues.	at Valdosta State	6:00 p.m.
April 28	Sat.	USC Aiken (DH) *	1:00 p.m.
April 29	Sun.	USC Aiken *	1:00 p.m.
May 4	Fri.	at North Georgia *	8:00 p.m.
May 5	Sat.	at North Georgia (DH) *	5:00 p.m.
May 10-13	Thurs.-Sun.	<i>Peach Belt Conf. Championships (Spartanburg, S.C.)</i>	
May 17-20	Thurs.-Sat.	<i>NCAA Division II South Atlantic Regional</i>	

Bold denotes home game.

* - Peach Belt Conference game