

Georgia Southern University

Georgia Southern Commons

Armstrong Baseball Team Archives

Armstrong Men's Baseball Archives

2006

2006 AASU Baseball Guide

Armstrong State University

Follow this and additional works at: <https://digitalcommons.georgiasouthern.edu/armstrong-base-team>

Recommended Citation

Armstrong State University, "2006 AASU Baseball Guide" (2006). *Armstrong Baseball Team Archives*. 36. <https://digitalcommons.georgiasouthern.edu/armstrong-base-team/36>

This media guide is brought to you for free and open access by the Armstrong Men's Baseball Archives at Georgia Southern Commons. It has been accepted for inclusion in Armstrong Baseball Team Archives by an authorized administrator of Georgia Southern Commons. For more information, please contact digitalcommons@georgiasouthern.edu.

Armstrong Atlantic State University

2006 Baseball



Ten NCAA Regionals In 18 Seasons:

***1988, 1989, 1990, 1991, 1992,
1993, 1994, 1998, 1999, 2003***

NCAA World Series 1988, 1989 & 1994

National Scoring Champion 1990 & 1993

National Pitching Champion 1980 & 1992

#1 Ranking In Final Poll 1989 & 1990



AASU's "Era of Excellence"

Year	Record	Final Poll	Regular Season	Post-Season
1983	54-20	8th NAIA	District 2nd	2nd District Tourney
1984	63-17	3rd NAIA	District 2nd	2nd District Tourney
1985	55-18	Big South/DI	Division Co-Champs	3rd Conference Tourney
1986	37-20	Big South/DI	Division 4th	None
1987	47-15	Big South/DI	Division Champion	2nd Conference Tourney
1988	42-13	4th NCAA II	Region #1 Seed	Region Champion 5th NCAA II Series
1989	43-17	1st NCAA II	Region #1 Seed	Region Champion 7th NCAA II Series
1990	47-9	1st NCAA II	Region #1 Seed	2nd Region Tourney
1991	36-21	12th NCAA II	Region #1 Seed	3rd Region Tourney
1992	45-13	8th NCAA II	Region #1 Seed Conference Champion	2nd Conference Tourney 3rd Region Tourney
1993	45-13	11th NCAA II	Region #2 Seed Conference Champion	3rd Region Tourney 5th Conference Tourney
1994	50-15	5th NCAA II	Region #2 Seed Conference Runner-Up	Region Champion 3rd Conference Tourney 5th NCAA II Series
1995	27-23	None	Conference #3	5th Conference Tourney
1996	31-23	31st NCAA II	Conference #3	5th Conference Tourney
1997	33-25	None	Conference #5	4th Conference Tourney
1998	38-21	19th NCAA II	Region #2 Seed Conference #5	4th Region Tourney 3rd Conference Tourney
1999	42-14	10th NCAA II	Region #4 Seed Conference #4	3rd Region Tourney
2000	37-17	25th NCAA II	Conference #6 Region #6	None
2001	38-15	15th NCAA II	Conference #4 Region #5	None
2002	34-21	None	Conference #8	None
2003	36-15	9th NCAA II	Region #2 Conference Co-Champs	4th Region Tourney
2004	29-27	None	Conference #11	None
2005	34-16	18th NCAA II	Conference #6	None

Overall Record: 943-398 (.703)

Average Season Record: 41-17

14 Consecutive 35+ win seasons: 1981-1994

10 NCAA Tournament appearances in 18 seasons

5 Consecutive #1 Seedings in South Atlantic Regional: 1988-1992

3 NCAA II College World Series appearances: 1988, 1989, 1994

39 All-Americans past 18 years

National Scoring Champion: 1990, 1993

National Pitching Champion: 1980, 1992

7 Consecutive Years Top 12 Final Poll: 1988-1994

109 Consecutive weeks in Top 15 of National Rankings

2 #1 Final Rankings: 1989, 1990

113 Graduates in past 20 years

24 Consecutive years with professional signings

Table of Contents



Era of Excellence IFC
Table of Contents 1
Did You Know? 2
2006 Travel Plans 3
2006 Season Outlook 4
2006 Season Preview 5-7
2005 Season Review 7
Head Coach Joe Roberts 8-9
Winningest DII Coaches 10
Assistant Coaches 11-12
2006 Roster 13
2006 Depth Chart 14
Roster Breakdown 15
Player Profiles 16-25
2005 Final Stats 26
2005 Season Results 27
Final Division II Polls 28-30
AASU Attendance 31
2005 National Championships 32
2005 All-America Teams 33
2005 South Atlantic All-Region 34
Regional Seedings 34-36
Winningest Division II Teams 37
Team Statistics in DII 38
Individual Statistics in DII 39
AASU Athletic Hall of Fame 40
Adam Bernero 41
Pirates in the Pros 42
Savannah/Tybee Island 43
All-American Honor Roll 44-45
2006 Opponents 46-48
Peach Belt Conference 49
2005 PBC Stats/Standings 50
PBC Season History 51-54
2005 PBC Ledger/Schedule 55
PBC Performances 56
PBC Year-by-Year Leaders 57-58
PBC Records 59-62
Pirates in the Postseason 63
Memorable Seasons 64-68
AASU Coaching Records 69

Diamond Classic History 70-71
Pirate Honor Roll 72-74
Team Records 75-76
Individual Records 77-79
Season Leaders 80-84
Top 10 Charts - Season 85-86
Top 10 Charts - Career 87-88
AASU Administration 89-90
Armstrong Atlantic State 91
2006 Schedule BC



AASU Athletic Department Phone Directory

Main Numbers

Athletic Department	912-927-5336
Athletics FAX	912-921-5571
	912-921-5852

Administration

Dr. Eddie Aenchbacher, A.D.	912-921-5854
Dr. Donald Anderson, Asst. A.D.	912-921-5863
Chad Jackson, Sports Communications	912-961-3255
Stacey Foust, Athletic Trainer	912-927-5200
Dianne Lane, Athletic Secretary	912-921-5849

Coaching Staff

Joe Roberts, Baseball	912-921-5686
Calvain Culberson, Asst. Baseball	912-921-5687
Jeff Burkhamer, Men's Basketball	912-921-5683
G.G. Smith, Asst. Men's Basketball	912-921-5684
Jason Helton, Asst. Men's Basketball	912-921-7311
Roger Hodge, Women's Basketball	912-921-5861
Elizabeth Lyons, Asst. Wmn. Basketball	912-921-5862
Veronica Campbell, Grad Asst. WBKB	912-921-7310
Michael Butler, Men's & Women's Golf	912-921-5844
Simon Earnshaw, Men's & Women's Tennis	912-921-5842
Zsofia Golopencza, Asst. Tennis	912-921-5842
Eric Faulconer, Women's Soccer	912-921-5844
Ted Evans, Softball	912-921-2391
Valeria Silvestrini, Asst. Softball	912-921-2391
Alan Segal, Volleyball	912-921-3785
Jenni Holste, Asst. Volleyball	912-921-3786

Other Numbers

Press Table (Basketball)	912-921-5473
	912-921-5572
AASU Training Room	912-921-5860
Sports Center Weight Room	912-921-5858

Credits

The 2006 Armstrong Atlantic State University Baseball media guide was published by the AASU Office of Sports Communications, Chad Jackson, director. AASU head coach Joe Roberts and assistant coach Calvain Culberson also contributed to this publication.

- ✓ AASU is the **2nd** winningest **NCAA Division II** baseball team since 1983?
- ✓ AASU was the **3rd** winningest **NCAA Division II** team in the 1990's?
- ✓ AASU is one of **10** teams in the **NCAA II Regionals** at least **10** of the past 18 years?
- ✓ AASU has been ranked nationally in the **Top 25** in **13** of the last **18** final NCAA II polls?
- ✓ AASU has had **31** players go to **professional baseball** in the past **8** years?
- ✓ AASU has had **22 All-Americans** and **17 Hon. Mention All-Americans** in **18** years?
- ✓ AASU has had **113** of its players graduate in **20** years?
- ✓ AASU baseball players carried a cumulative **3.06 GPA** for the past **8** years?
- ✓ AASU has posted **40 win seasons 12 times** since **1983** and **30-win years 21 times**?
- ✓ AASU was **No. 1** in NCAA DII total attendance in **2002** with 14,516?
- ✓ AASU vs. Georgia drew **3,115** in **2002**, then an NCAA II regular season record?
- ✓ AASU has drawn **4** of the top **9** regular season crowds in NCAA II history?
- ✓ AASU is one of **7** teams that have had been **No. 1 seeds 5** times since **1988**?
- ✓ AASU has a **943-398 (.703) record** during the past **23** years, for a **41-17** average?
- ✓ AASU is in Savannah, Georgia, a coastal beach town only 90 minutes north of Florida?
- ✓ AASU's Joe Roberts, at 52, became the NCAA's youngest coach to win **1000** games when the Pirates defeated No. 24 Southern Connecticut State by a 3-0 score on March 24, 2004?
- ✓ AASU has achieved a **46-20 (.697)** mark in the Diamond Classic (formerly the Great Savannah Shootout) featuring **DI** schools?
- ✓ AASU has compiled a **167-101 record (.623)** vs. NCAA I teams since **1983** with wins over quality teams such as Georgia, Clemson, Georgia Tech, Michigan, North Carolina, Kentucky, Vanderbilt, South Carolina, The Citadel, Jacksonville, Georgia Southern, Indiana, Duke, Maryland, West Virginia, Northwestern, Coastal Carolina, Connecticut, Louisville, Central Florida, Army, Mercer, Davidson, VMI, Winthrop, William and Mary, Charleston Southern, Illinois-Chicago, Georgia State, Bethune-Cookman, tied N.C. State and has played others such as Miami, Florida State and Wake Forest?



March 18-19 at Lander University

Charter Bus departing for Greenwood, S.C., is set for 7:30 a.m. on Saturday, March 18 with the game time set at 3:00 p.m. Sunday is a 1:00 p.m. doubleheader with an 11:45 p.m. return.

Lodging: Comfort Inn, Greenwood (864) 223-2838

March 21 vs. Mount Olive at Francis Marion

Charter bus departing for Florence, S.C., is set for 1:00 p.m. on Wednesday, March 21, with a game time set at 6:00 pm. vs. Mount Olive at the Francis Marion field, with an 11:45 p.m. return.

March 28 vs. St. Andrews at Francis Marion

Charter bus departing for Florence, S.C., is set for 8:00 a.m. on Tuesday, March 28, with a game time set at 1:30 pm. vs. St. Andrews at the Francis Marion field, with an 8:00 p.m. return.

April 6 vs. Barton at UNC Pembroke

Charter bus departing for Pembroke, N.C., is set for 11:30 a.m. on Thursday, April 6, with a game time set at 5:00 pm. vs. Barton at the UNC Pembroke field, with an 11:45 p.m. return.

April 8-9 at Francis Marion University

Charter bus departing for Florence, S.C., is set for 8:00 a.m. on Saturday, April 8, with a game time set for 3:00 p.m. Sunday has a 1:00 p.m. doubleheader with an 11:00 p.m. return.

Lodging: Days Inn South, Florence, S.C. (843) 665-8550

April 14-15 at Columbus State University

Charter bus departing for Columbus, Ga., is set for 12:15 p.m. on Friday, April 14, with a game time set for 7:00 p.m. Saturday has a 1:00 p.m. doubleheader with an 11:45 p.m. return.

Lodging: Holiday Inn North, Columbus, Ga. (706) 324-0231

April 22-23 at Augusta State University

Charter bus departing for Augusta, Ga., is set for 8:15 a.m. on Saturday, April 22, with game time set at 7:00 p.m. Sunday has a 1:00 p.m. doubleheader with an 10:30 p.m. return.

Lodging: Amerisuites, Augusta, Ga. (706) 733-4656

April 25 at Valdosta State University

Charter bus departing for Valdosta, Ga., is set for 11:15 a.m. on Tuesday, April 26, with a game time set for 5:00 p.m. Return is set for 11:45 p.m.

May 5-6 at University of South Carolina Aiken

Charter bus departing for Aiken, S.C., is set for 1:00 p.m. on Friday, May 5, with game time set at 7:30 p.m. Saturday has a 1:30 p.m. doubleheader with an 11:15 p.m. return.

Lodging: Quality Inn, Aiken, S.C. (803) 641-1100

The Peach Belt

The Peach Belt Conference is arguably the best - or certainly among the very best - NCAA Division II baseball leagues in the nation. Traditionally, the PBC has several World Series candidates every year.

Since 1993, the PBC has sent six different clubs to Montgomery to play in the NCAA DII World Series; Armstrong Atlantic State, Columbus State, Kennesaw State, Georgia College & State, North Florida and USC Aiken. Since 1984, PBC clubs have made it to 25 World Series, with 6 NAIA World Series appearances and 18 NCAA DII World Series appearances by PBC members in the past 20 years and three national titles since 1994 !

In 1999, UNF (No. 5) won the PBC with eight losses while KSU (No. 2), CSU (No. 17) and Armstrong (No. 10) all ended up with nine losses. Lander (No. 24) and GC&SU (No. 30) also were ranked. In 2000, UNF (No. 3) ran away with the PBC title, but a tight race for second saw GC&SU (No. 6) and CSU (No. 24) tie and KSU (No. 17) finish one game back. Armstrong (No. 25) was also ranked. In 2001, UNF (No. 3) won again with KSU (No. 6) edging GC&SU (No. 10) for second by a game. AASU (No. 15) and Lander (No. 18) tied for third, two games back, and CSU (No. 22) was also ranked. 2002 saw Columbus State capture the NCAA Championship despite finishing third in the league, as Kennesaw State (No. 5) won the league crown and North Florida (No. 10) finished second. GC&SU (No. 14) and USC Aiken (No. 20) also finished the season ranked nationally. In 2003, AASU (No. 9) and UNF (No. 5) tied for the league title with FMU (No. 8) one game back. KSU (No. 3) finished 4th, two games out, but got into the regional, won it and finished 3rd at the World Series. 2004 saw UNF (No. 7) again capture a league title, but CSU (No. 5) advanced to the World Series for the second time in four years while ASU (No. 19) made its first regional appearance since 1978. 2005 saw North Florida (No. 2) win its third straight league title and finish its final year in NCAA Division II as the CWS runner-up while KSU (No. 10), FMU (No. 14) and USC Aiken (No. 12) all advanced to the NCAA Championships.

2006 should be another outstanding year with the addition of perennial NAIA contender North Georgia and four Peach Belt schools appearing in the preseason Top 30 poll - conference preseason favorite USC Aiken (No. 8), FMU (No. 11), AASU (No. 14) and GC&SU (No. 23).

The 2006 Schedule

Once again, AASU will play a demanding NCAA Division II slate with nine of its PBC games vs. Top 40 clubs and 20 games overall will be against Top 40 teams ! Also, the Pirates will have another nine games against teams that received votes for the Top 40, meaning that 29 of their 56 games will be against Top 40 teams or were receiving votes as Top 40 teams.

The Pirates are hosting their 18th annual Savannah Invitational with NCAA regional participants Tusculum (No. 12), Wisconsin-Parkside (No. 17), Wayne State (Neb.) (No. 18) and Kutztown (No. 20) joining Valdosta State, SIU Edwardsville, Concord (W. Va.) and Indianapolis as top schools making the journey to the Coastal Empire for the Invitational.

2005 Final Peach Belt Standings

<u>Team</u>	<u>PBC</u>	<u>W-L</u>
1. North Florida #!	23-7	48-16
2. Kennesaw State #	19-11	37-22
3. Francis Marion #	17-12-1	34-16-1
4. USC Aiken #	16-14	40-19
5. GC&SU	15-15	33-20
6. Armstrong Atl. State	14-15	34-16
7. USC Upstate	14-16	33-21
8. Augusta State	12-17-1	28-25-1
9. UNC Pembroke	12-18	31-23
10. Lander	11-18	30-28
11. Columbus State	10-20	22-30

NCAA tournament participant

! 2005 NCAA South Atl. Region Champions



AASU has a number of new opponents on the 2006 schedule. PBC newcomer North Georgia visits AASU on Feb. 25 and 26, while new South Atlantic Region schools North Greenville and Claflin will visit Savannah for the first time as well. Other South Atlantic Region schools who the Pirates will play in 2005 include Mount Olive, Barton, Pfeiffer and St. Andrews.

AASU opens the season by hosting Barry and Tusculum (No. 12) for a triangle on Feb. 4-6. The Pirates will then host North Greenville for a three-game set and CWS participant Southern Connecticut State (No. 26) for a four-game set before opening action in the 2005 Savannah Invitational. Other Invitational opponents appearing on the slate this season include Missouri Western State and California (Pa.).

As always, the PBC schedule determines post-season opportunities. The five road series are at Lander, Francis Marion (No. 11), Columbus State (RV), Augusta State and USC Aiken (No. 8). AASU's home series this season include North Georgia, UNC Pembroke, USC Upstate and GC&SU (No. 23). AASU also hosts Pfeiffer for two games and has a home-and-home series with perennial contender Valdosta State (RV).

2006 AASU Games Against Ranked Teams

Date	Team	Rank
2/4	Tusculum	12
2/5	Barry	RV
2/6	Tusculum	12
2/17	Sthn. Connecticut State	26
2/18	Sthn. Connecticut St. (DH)	26
2/19	Sthn. Connecticut State	26
3/4	Valdosta State	RV
3/6	Wayne State (Neb.)	18
3/9	Wayne State (Neb.)	18
3/11	Kutztown	20
3/12	Northwest Missouri St.	RV
3/14	Wisconsin-Parkside	17
3/16	Kutztown	20
3/21	Mount Olive	RV
4/8	Francis Marion	11
4/9	Francis Marion (DH)	11
4/11	Valdosta State	RV
4/14	Columbus State	RV
4/15	Columbus State (DH)	RV
4/25	Valdosta State	RV
4/29	GC&SU	23
4/30	GC&SU (DH)	23
5/5	USC Aiken	8
5/6	USC Aiken (DH)	8

Pirate Overview

The Armstrong Atlantic baseball squad has been picked to finish third in the Peach Belt Conference in 2006, according to a preseason poll of the league's coaches.

Head coach Joe Roberts' squad this season has 11 returnees and 18 newcomers and how well those newcomers mix in will determine what kind of season the Pirates will have in 2006. AASU opens the season on Feb. 4 against No. 12 Tusculum and will play its first 25 games of the season at home, so fans will get a chance to see right away the Pirates' prospects for a successful season.

Pitching

Pitching coach Calvin Culberson has had 14 pro signees from his staff in the past eight years, including Jon Troop and Chris Webb from last season's squad.

This year, AASU will look to a couple of newcomers and one returnee for its weekend starters to begin the 2006 season. Senior Chase Leatherwood (RHP, 5-10, 195) earned second-team All-South Atlantic Region honors last season, going 9-5 with a 3.39 ERA and 102 strikeouts in 93.0 innings pitched. Junior Jeremy Horst (LHP, 6-4, 225) joins the Pirates from Iowa Western CC, where he won six games and struck out 51 batters in 2005. He is a two-time draftee of the Pittsburgh Pirates. Junior John Ducey (RHP, 6-1, 225) is the older brother of current Pirate player



Senior Chase Leatherwood

Austin Ducey and joins the Pirates in January after going 7-3 with a 2.38 ERA at Seminole CC in 2005 and holding opponents to a .197 batting average. Jacob Roberson (RHP, 6-3, 185) will be the midweek starter and one of the top arms out of the bullpen as a junior from Kaskaskia (Ill.) JC.

Talk about the Pirate bullpen and immediately the name of Matt Nalutka (RHP, 6-1, 180) comes to mind. The consensus first-team All-America closer enjoyed a season for the ages in 2005, allowing just one run all season long and setting a new school record with 12 saves. Nalutka returns to close out games for the Pirates as a senior, where he'll be set up by junior righthander David Whitfield (RHP, 6-3, 180), a transfer from Gordon College, and sophomore righthander Austin Ducey (RHP, 5-10, 170), who went 1-0 with a 3.95 ERA in 12 games last season for the Pirates. Juniors Brandon Stelter (RHP, 6-3, 205) and southpaw Vyt Rivers (LHP, 5-10, 190) will also be important arms out of the pen for the Pirates.


The rest of the staff will be filled out by sophomore Aaron Johnson (RHP, 6-1, 175) and redshirt freshman Brett Lane (LHP, 5-11, 195). Lefthander Dave Roessler (LHP, 6-1, 180) and righthander John Cox (RHP, 6-1, 180) will redshirt this season for the Pirates.

Outfield

Senior Jarin Lewis (OF, 6-0, 195) served as the designated hitter last year for the Pirates, but is ready to claim his spot in left field after hitting .368 with one home run and 28 RBI last season. Center field will be manned by transfer Marc Noble (OF, 6-1, 185), who helped New Mexico JC to the NJCAA World Series last season. Junior Truman Marek (OF, 6-0, 170) will man right field for the Pirates after hitting .429 with three home runs and 45 RBI for Johnson County CC in 2005. Returning starter Brad Bohannon (OF, 6-1, 180) suffered a broken hand in preseason practice and will work to get back into the lineup in March after hitting .326 last season for the Pirates and earning PBC Player of the Week honors. Freshman Mitch Hudson (UTIL, 5-11, 170) could also see time in the outfield as well, while freshman Andrew Dismukes (OF, 6-1, 175) will redshirt this season.

Catching/First Base/DH

The Pirates have a wealth of depth behind the plate this season with four players who all could see time. Returning junior Sean Hotzak (C/1B, 6-2, 180), who started 48 of AASU's 50 games for the Pirates behind the plate last season, and senior Miguel Donate (C/1B, 6-1, 200) will serve as the primary catchers in 2006. Hotzak hit .343 with three home runs and 30 RBI last season as a sophomore, while Donate hit .291 with two home runs and 32 RBI as a junior. Redshirt freshman Daniel Kaufman (C/OF, 6-3, 200) will get a chance to see his first action behind the plate this season while senior Jarin Lewis (OF, 6-0, 195) could also serve time behind the plate if needed. Lefty Daniel Heflin (1B, 6-2, 210) and sophomore Joey Davis (1B, 6-0, 225) will begin the year as AASU's first



Junior Sean Hotzak



baseman and all of the above players could see time at DH at varying points in the season.

Second Base/Shortstop/Third Base

Sophomore Jared Combs (3B, 6-3, 225) is the only returning starter for the Pirates in the infield after winning the third base job midway through conference last season. Combs hit .318 with three home runs and 12 RBI as a freshman last season, including an extra-inning game-winner against Columbus State. Josh Dallas (2B/SS, 5-9, 175) will begin the year as the Pirates' starting shortstop after transferring from Kaskaskia JC (Ill.), while Pete Gundolf (INF, 5-8, 170) will start at second base but could see extended time at third base as well. Lincoln Trail JC product Tyler Evans (INF, 6-2, 180) should work his way into the lineup when healthy, at either 2B or SS. Freshman Josh Wilson (INF, 5-10, 180) will redshirt this season but could be a big part of the future of the program in the infield.

2005 Season Review



Brandon Nunez

The Armstrong Atlantic State baseball squad rebounded from a subpar 2004 campaign to fashion another fine season in 2005, finishing the year ranked No. 18 in the *Collegiate Baseball* Top 25 DII rankings and narrowly missing out on an NCAA regionals berth, finishing fifth in the South Atlantic region.

The Pirates opened the season with a stellar 19-2 record, then battled their way through another tough Peach Belt slate to finish sixth. Along the way, the Pirates picked up wins over nationally-ranked clubs Barry, Wayne State (Neb.), Lander, Augusta State, Francis Marion, USC Aiken and Kennesaw State. AASU won two of four series against South Atlantic region

participants (USC Aiken and Francis Marion) and finished the year with an 11-8 record against nationally-ranked opponents.

Much of the Pirates' success in 2005 came down to an outstanding pitching staff, anchored by a record-setting performance from junior closer Matt Nalutka. Nalutka opened the season by recording 24 consecutive scoreless appearances, an unofficial PBC and NCAA DII record, and hurled 26 consecutive shutout innings before giving up his only run of the year on May 7. Nalutka set a new school record for saves with 12 and earned first-team ABCA and NCWBA All-America honors as a relief pitcher. Senior lefthander Jon Troop led the PBC in wins with 11 and finished the year earning NCBWA honorable mention All-America honors, while junior shortstop Adam Pelley earned All-PBC and All-Region honors.

Troop and senior Chris Webb each signed professional contracts with the River City Rascals of the Frontier League, extending to 23 the string of years with professional signings, while senior Brandon Nunez became the 15th AASU baseball player to earn the President's Cup, awarded to the top male student-athlete each year by the Savannah Exchange Club.



Joe Roberts Head Baseball Coach

Joe Roberts begins his 27th year at the helm of Armstrong Atlantic State baseball. While at AASU, Roberts has posted an overall 1,044-485 (.683) record while averaging 40 wins per year and posting 26 consecutive winning seasons. He currently ranks third among active Division II coaches and fourth all-time in coaching wins.

During his career, the Pirates have become a perennial contender in NCAA DII baseball. Armstrong Atlantic State is second only to Florida Southern in NCAA DII baseball victories since his arrival at then-Armstrong State in 1980, and at one point the Pirates were ranked in 110

straight polls over seven seasons. The Pirates advanced to the NCAA DII World Series in 1988, 1989 and 1994, with their 1990 squad ranked No. 1 nationally in every week of the season.

Coach Roberts has been selected for a coach of the year award eight times, including Region coach of the year awards in all three seasons at the Pirates advanced to the NCAA DII World Series. The Pirates have had players sign professionally in 23 straight years with 66 players signing in that time frame. AASU has also graduated 113 of its players in the last 20 years, despite its small rosters.

Roberts was a four-sport letterman at Lebanon (Ind.) HS before attending Lake Sumter CC in Leesburg, Fla. He finished his career at St. Andrew's Presbyterian College in Laurinburg, N.C., where he was again a four sport letterman and a basketball standout, setting several school, league and NCAA records during a two year career that saw him named All-Conference twice. He was selected Dixie MVP in his junior year of 1974 and was inducted into the St. Andrews Athletic Hall of Fame in 1995. He is married to the former Lynn Tucker and they have two teenage sons, Brian and Eric.

Coach Roberts' Honors

Coach of the Year

1984	NAIA District 25
1987	Big South Conference
1988	NCAA II South Atlantic Region
1989	NCAA II South Atlantic Region
1990	Georgia "All College Male Sports"
1992	Peach Belt Conference
1994	NCAA II South Atlantic Region
2003	Peach Belt Conference

Hall of Fame Inductee

1995	St. Andrew's College Athletic Hall of Fame
------	--

Committees

1983-84	NAIA District 25 Baseball Committee
1988-91, 2005-	ABCA All-America, Region Chairman
1988-91, 2005-	ABCA All-America, Selection Committee
1989-95	NCAA II Region Advisory Committee
1989-	"Collegiate Baseball"-National Poll Chairman
1989-95	NCAA II National Championship Committee
1990-95	NCAA II Region Baseball Chairman
1993-94, 99	Peach Belt Baseball Chairman
2000-05	ABCA NCAA Division II President
2001-	ABCA Executive Committee Member
2005	ABCA Executive Board Member
2006-	ABCA Vice President (4th)

Coach Roberts Year By Year at AASU

1980	22-20	.524
1981	35-33	.515
1982	44-24	.647
1983	54-20	.730
1984	63-17	.787
1985	55-18	.753
1986	37-20	.649
1987	47-15	.758
1988	42-13	.764
1989	43-17	.717
1990	47- 9	.839
1991	36-21	.632
1992	45-13	.776
1993	45-13	.776
1994	50-15	.769
1995	27-23	.540
1996	31-23	.574
1997	33-25	.569
1998	38-21	.644
1999	42-14	.750
2000	37-17	.685
2001	38-15	.717
2002	34-21	.618
2003	36-15	.706
2004	29-27	.518
2005	34-16	.680
	1,044-485	.683

Head Coach Joe Roberts



The Roberts File - Since 1983

Bold denotes 2006 Opponents

Adelphi 12-5	Felician 3-0	Mars Hill 9-0	Shorter 3-2
Alabama A&M 1-0	Ferris State 2-0	Marian (WI) 2-0	Slippery Rock 0-2
Albany State 24-0	Flagler 3-3	Maryland 2-0	South Carolina 1-3
Allegheny 3-0	Florida Atlantic 1-4	Mercer 5-3	South Carolina State 7-0
American Int'l 1-0	Florida A & M 0-1	Mercer-Atlanta 5-1	South Dakota State 6-1
Anderson (SC) 3-0	Florida Memorial 2-0	Mercyhurst 5-0	SIU Edwardsville 10-2
Army 1-0	Florida Southern 1-4	Methodist (NC) 4-3	Southern Conn. St. 5-0
Ashland (OH) 2-0	Florida State 0-2	Miami 0-2	Southern Indiana 6-0
Assumption 4-0	Florida Tech 0-1	Michigan 1-0	Southern Tech 3-2
Augusta State 36-22	Fort Valley State 4-0	Missouri-St. Louis 5-0	Southeast Missouri State 0-2
Augustana 1-0	Francis Marion 23-17	Missouri Western 0-1	Southwest State (MN) 1-0
Barry 1-0	Franklin Pierce 1-0	Mt. Mercy 2-0	Springfield 18-0
Barton 0-0	Gannon 12-0	Mt. Olive 1-1	Stonehill 7-0
Bellarmine (KY) 3-0	Gardner-Webb 8-4	Newberry 13-6	Tennessee Wesleyan 0-1
Bemidji State (MN) 2-0	Georgia 1-1	Norfolk State 9-2	Tiffin 6-0
Benedict 2-0	Georgia College State 33-35	North Alabama 0-1	Tri-State 5-0
Bethune-Cookman 4-0	Georgia Southern 14-19	North Carolina 1-2	Troy State 0-1
Bluefield State 1-0	Georgia State 2-0	North Carolina State 0-4	Tusculum 4-0
Bridgewater 20-0	Georgia Southwestern 5-0	North Dakota State 1-0	Tuskegee 2-0
Bryant 3-0	Georgia Tech 2-3	North Florida 7-26	Upper Iowa 2-0
California (PA) 2-0	Grand Valley State 4-1	North Georgia 0-0	USC Aiken 26-24
Cal. Poly-SLO 0-1	Greensboro 2-0	North Greenville 0-0	USC Upstate 39-11
Campbell 1-1	Hillsdale 5-0	Northern Kentucky 3-1	Utica 3-0
Carson-Newman 1-0	Howard 29-4	Northwest Mo. St. 5-2	Valdosta State 25-21
Central Florida 1-3	Huntington (IN) 0-1	Northwestern 1-1	Vanderbilt 3-0
Central Missouri State 1-2	Illinois-Chicago 4-0	Ohio Wesleyan 7-0	Virginia Military Ins. 1-1
Coastal Carolina 8-7	Indiana 1-1	Paine 23-0	Virginia State 1-0
Charleston Southern 14-4	IU-Southeast 1-0	UNC Pembroke 33-10	Voorhees 3-0
Citadel, The 11-12	Jacksonville 3-5	Pfeiffer 2-1	Wake Forest 0-2
Clafin 0-0	Jacksonville State 0-1	Philadelphia Pharmacy 3-0	Wayne State (NE) 6-0
Clemson 1-1	Juniata 1-0	Piedmont 4-0	Walsh 2-0
Columbia Union 3-0	Kennesaw State 12-25	Presbyterian 3-1	Washington & Lee 2-0
Columbus State 30-33	Kentucky 1-3	Queens (NY) 12-2	West Georgia 0-1
Concord 3-0	Kentucky Wesleyan 1-0	Quincy 1-0	West Liberty State 3-0
Concordia 2-0	Kutztown 7-3	Radford 2-0	West Virginia 2-1
Connecticut 1-0	LaGrange 3-1	Rockhurst 2-0	Wheaton 4-0
Davidson 8-0	Lander 13-9	Sacred Heart 10-2	Wisconsin-Parkside 1-0
Delaware State 2-0	Lehigh 5-1	St. Andrews 20-2	Williams 6-0
Dowling 1-0	Lewis 4-2	St. Anselm 1-0	William & Mary 1-0
Duke 2-0	Liberty 0-1	St. Augustine 13-0	Wingate 6-2
Edinboro 2-0	Longwood 0-1	St. Michael's 2-0	Winthrop 1-3
Edward Waters 7-0	Louisville 1-0	St. Norbert 4-0	Wittenberg 12-0
Erskine 9-2	Manchester 2-0	Savannah State 25-3	Wofford 4-0
Fairmont State (WV) .. 1-0	Mansfield 1-0	Shippensburg 6-2	

Roberts' Milestone Wins

<u>Win #</u>	<u>Against</u>	<u>Score</u>	<u>Date</u>	<u>Opposing Coach</u>
1	Campbell	6-2	3- 5-80	Cal Koonce
100	Flagler	13-1	5- 2-82	Glen Aspinwall
200	Paine	14-6	4-17-84	Dennis Wilcox
250	Ft. Valley State	10-0	3-31-85	U.S. Marshall
300	Coastal Carolina	7-3	5- 5-86	Bobby Richardson
399*	Columbus	5-3	5-21-88	Derek Mann
400	The Citadel	3-2	2-11-89	Chal Port
442*	Northern Kentucky	18-2	5-21-89	Bill Aker
500	Missouri-St. Louis	13-0	3- 6-91	Jim Brady
600	USC Aiken	9-6	3-13-93	Gary Gilmore
664*	Wingate	12-2	5-22-94	Bill Nash
700	Kennesaw State	3-2	2-25-96	Mike Sansing
800	Augusta State	2-0	2-13-99	Skip Fite
900	Columbus State	17-12	3-24-01	Greg Appleton
1,000	Southern Connecticut State	3-0	3-24-04	Tim Shea

* NCAA II Championship Contests

Winningest Active Division II Head Coaches (By Victories)

	Name	School	Years	W-L
1.	Tommy Thomas	Valdosta State	38	1259-768
2.	Porky Viera	New Haven	42	1092-312
3.	Joe Roberts	Armstrong Atlantic State	26	1044-485
4.	Mike Metheny	Southeastern Oklahoma	25	995-397
5.	Irish O'Reilly	Lewis	27	964-678
6.	Dean Bowyer	Minnesota State Mankato	31	954-485
7.	Bo Collins	SIU-Edwardsville	27	842-575
8.	Warren Turner	Missouri Southern State	29	823-649
9.	Mike Lane	North Alabama	22	809-336
10.	Calvin Bailey	West Virginia State	28	755-359
11.	Dick Vining	C.W. Post	40	746-619
12.	Bob Bellizzi	St. Rose	21	699-368
13.	Charlie Migl	St. Mary's (Texas)	19	690-326
14.	John Schaly	Ashland	18	678-347
15.	Steve Anson	Washburn	27	670-579
16.	Walt Head	Saginaw Valley State	23	663-457
17.	John Goetz	Sonoma State	20	660-443
18.	Jeff Messer	Slippery Rock	20	629-355
19.	Harry Hillson	Mansfield	19	614-332
20.	Skip Fite	Augusta State	25	604-590

Winningest All-Time Division II Head Coaches (By Victories)

	Name	School	Years	W-L
1.	Tommy Thomas	Valdosta State	38	1259-768
2.	John Scolinos	Cal Poly Pomona	44	1198-949
3.	Jack Smitheran	UC Riverside	35	1097-790
4.	Porky Viera	New Haven	42	1092-312
5.	Gary Grob	Winona State	35	1020-563
6.	Joe Roberts	Armstrong Atlantic State	26	1044-485
7.	Rudy Abbott	Jacksonville State	32	1003-467
8.	Mike Metheny	Southeastern Oklahoma	25	995-397
9.	Irish O'Reilly	Lewis	26	953-635
10.	Dean Bowyer	Minnesota State Mankato	31	954-485
11.	Phil Swimley	UC Davis	36	902-831
12.	Ron Davies	Adelphi	37	845-470
13.	Chuck Anderson	Florida Southern	19	843-251
14.	Bo Collins	SIU-Edwardsville	27	842-575
15.	Warren Turner	Missouri Southern State	29	823-649
16.	John Mayotte	Troy State	25	821-476
17.	Mike Lane	North Alabama	22	809-336
18.	Jim Stone	UMass - Lowell	37	803-397
19.	Bill Aker	Northern Kentucky	29	792-562
20.	Jack Rose	Denver	37	783-702



Calvin Culberson Assistant Baseball Coach

Calvin Culberson will be in his 11th season as a full-time assistant coach at AASU, after completing an eight-year professional baseball career. Calvin is no stranger to Armstrong Atlantic, having played for the Pirates from 1985-1988, and having assisted coach Roberts in a part-time role during his professional career.

Calvin's coaching role at AASU includes working with the outfielders and pitchers, and assisting with baserunning and hitting instruction.

While working with AASU's pitchers, Culberson has instructed several players who have, like him, enjoyed professional success. Current Kansas City Royals pitcher Adam Bernero, who Culberson coached during the 1999 season, reached the major leagues in just 15 months, becoming AASU's first major league player. Another Culberson pupil, Doug Sessions, was a AAA All-Star for the New Orleans Zephyrs in 2003 while pitching in the Houston Astros organization.

Culberson finished his pro career in 1995 at Pawtucket, a triple-A affiliate of the Boston Red Sox. He had joined the Red Sox organization as a free agent after having pitched at Double-A Chattanooga and Triple A Indianapolis in the Cincinnati Reds farm chain. Calvin began his pro career in 1989 in the Atlanta Braves farm system, hitting .313 in his first season, then continuing as a pitcher.

During Culberson's AASU career, the Pirates posted an overall 181-66 (.733) record, with Calvin hitting in the leadoff spot his final three years. The Rome, Georgia native holds seven school records with the most notable being his 32-game hitting streak (1988) and his 128 career stolen bases.

Calvin was an all-Big South Conference selection in 1986 and 1987 when AASU was playing NCAA I baseball. In his last season with the Pirates he was an AASU co-captain and was chosen as a member of the all-South Atlantic Region team and an honorable mention DII All-American.

Calvin is married to the former Pamela Johnson of Port Wentworth, an AASU graduate, who works as a System Analyst II for AASU. The couple have a seven-year old son, Matthew, and a three-year old son, Brandon.

AASU Year-By-Year Under Coach Roberts

YEAR	NCAA I	NCAA II	NCAA III	NAIA	CONF	REGION	PLAYOFF	OVERALL
1980	3-3	7-12	2-2	10-3		8-5		22-20
1981	8-13	3-12	3-2	21-6		11-5		35-33
1982	11-7	9-10	4-1	20-6		14-3	2-2	44-24
1983	13-4	6-2	15-1	20-13		15-9	3-2	54-20
1984	13-4	8-2	13-0	29-11	16-7	26-7	3-2	63-17
1985	19-14	13-2	13-1	10-1	4-2	6-2	1-2	55-18
1986	14-17	13-3	6-0	4-0	7-11	7-11		37-20
1987	29-15	11-0	5-0	2-0	9-3	9-3	2-2	47-15
1988	14-6	23-7	4-0	1-0		9-1	3-3	42-13
1989	6-10	22-7	6-0	9-0		8-3	3-3	43-17
1990	17-5	30-4	0-0	0-0		11-0	2-2	47-9
1991	8-9	24-11	1-0	3-1		15-2	0-2	36-21
1992	6-3	36-10	0-0	3-0	11-1	23-2	3-4	45-13
1993	7-4	38-8	0-1	0-0	14-3	21-4	1-4	45-13
1994	5-1	45-14	0-0	0-0	15-6	30-11	7-6	50-15
1995	2-1	25-22	0-0	0-0	14-10	20-17	0-2	27-23
1996	2-3	27-20	0-0	0-0	13-9	19-16	1-2	31-23
1997	2-0	31-25	0-0	0-0	10-14	17-20	2-3	33-25
1998	2-1	36-20	0-0	0-0	15-14	21-14	3-5	38-21
1999	0-0	42-14	0-0	0-0	19-9	22-10	1-2	42-14
2000	0-0	37-17	0-0	0-0	15-15	17-15		37-17
2001	2-1	34-14	2-0	0-0	18-12	21-12		38-15
2002	2-1	32-20	0-0	0-0	11-18	14-18		34-21
2003	1-1	34-15	0-0	0-0	20-10	23-10	0-2	35-16
2004	0-0	29-27	0-0	0-0	10-20	13-21		29-27
2005	0-0	34-16	0-0	0-0	14-15	16-15		34-16
	185-123	649-314	74-8	132-41	235-179	416-236	37-50	1,044-485
	.601	.674	.902	.763	.568	.638	.425	.683



Tommy Thomson ***Assistant Baseball Coach***

Tommy Thomson is entering his 26th season as a volunteer assistant baseball coach at Armstrong Atlantic State.

Serving the Pirates whenever his local business interests allow, Thomson's primary area of instruction with AASU has been as a hitting instructor.

In his 25 seasons, the Pirates have posted an overall record of 1,022-465 (.688). The personable assistant has certainly been a key factor in the Pirates offensive showing during his tenure.

The Savannah native coached baseball for many years in the local youth leagues. After serving two years as an assistant with a local American Legion team, Thomson took over the head coaching duties and guided his teams to state championships all three years that he served in that capacity.

A premier bowler, Thomson graduated from Savannah High School in 1954. He is married to the former Carolyn Ihly of Savannah. The couple has two children, Lisa, 48, and Curtis, 43, and they have a pair of grandchildren by each child.



Numerical Roster

No.	Name	Pos	Yr	Ht	Wt	B/T	Hometown
1	Pete Gundolff	INF	JR	5-8	170	L/R	El Dorado Hills, Calif.
2	Josh Dallas	INF	JR	5-9	175	L/R	Mahomet, Ill.
3	Truman Marek	OF/RHP	JR	6-0	170	L/R	St. Joseph's, Mo.
4	Jarin Lewis	C/OF	SR	6-0	195	L/R	Hagan, Ga.
5	Tyler Evans	INF	JR	6-2	180	R/R	Bloomfield, In.d
6	Brad Bohannon	OF	JR	6-1	180	R/R	Carrollton, Texas
7	Andrew Dismukes	OF	FR	6-1	175	L/R	Atlanta, Ga.
8	Marc Noble	OF	JR	6-1	185	L/R	North Vancouver, B.C.
9	Sean Hotzak	C/1B	JR	6-2	180	R/R	North Vancouver, B.C.
12	Brett Lane	LHP	FR	5-11	195	L/L	Cedartown, Ga.
14	Chase Leatherwood	RHP	SR	5-10	195	R/R	Calhoun, Ga.
15	Aaron Johnson	RHP	SO	6-1	175	R/R	Slaughters, Ky.
17	Austin Ducey	RHP	SO	5-10	170	R/R	Augusta, Ga.
18	Miguel Donate	C/1B	SR	6-1	200	R/R	Vega Alta, P.R.
19	Brandon Stelter	RHP	JR	6-3	205	R/R	Augusta, Ga.
20	Matt Nalutka	RHP	SR	6-1	180	R/R	Langley, B.C.
21	Mitch Hudson	UTIL	FR	5-11	170	R/R	Swainsboro, Ga.
23	Daniel Kaufmann	C	FR	6-3	200	R/R	Elk Grove, Ill.
24	Daniel Heflin	1B	JR	6-2	210	L/L	Topeka, Kan.
30	David Whitfield	RHP	SO	6-3	180	R/R	Thomson, Ga.
31	Jared Combs	3B	FR	6-3	225	R/R	Pooler, Ga.
32	Joey Davis	1B	SO	6-0	225	R/R	Acworth, Ga.
34	Vyt Rivers	LHP	JR	5-10	190	L/L	Laurel, Md.
38	Jeremy Horst	LHP	JR	6-4	225	L/L	Burlington, N.D.
40	Dave Roessler	LHP	FR	6-1	180	L/L	Indianapolis, Ind.
42	John Ducey	RHP	JR	6-1	225	R/R	Augusta, Ga.
46	Jacob Roberson	RHP	JR	6-3	185	R/R	Altamont, Ill.
--	John Cox	RHP	FR	6-1	180	R/R	St. Mary's, Ga.
--	Josh Wilson	INF	FR	5-10	180	R/R	Springfield, Ga.

Head Coach: 10-Joe Roberts


Assistant Coaches: 11-Calvain Culberson, Tommy Thomson

Alphabetical Roster

Pronunciations

6 - Brad Bohannon	1 - Pete Gundolff	3 - Truman Marek
31 - Jared Combs	24 - Daniel Heflin	20 - Matt Nalutka
-- John Cox	38 - Jeremy Horst	8 - Marc Noble
2 - Josh Dallas	9 - Sean Hotzak	34 - Vyt Rivers
32 - Joey Davis	21 - Mitch Hudson	46 - Jacob Roberson
7 - Andrew Dismukes	15 - Aaron Johnson	40 - Dave Roessler
18 - Miguel Donate	23 - Daniel Kaufmann	19 - Brandon Stelter
17 - Austin Ducey	12 - Brett Lane	30 - David Whitfield
42 - John Ducey	14 - Chase Leatherwood	-- John Wilson
5 - Tyler Evans	4 - Jarin Lewis	

18 - Miguel
doh-NOT-ay
9 - Sean
HAHT-zack
20 - Matt
nuh-LOOT-kuh
34 - VIGHT
Rivers
40 - Dave
RESS-ler



Coaches

Joe Roberts, Head Coach
 Calvin Culberson, Assistant Coach
 Tommy Thomson, Assistant Coach

Pirate Field

Capacity: 750
 Location: AASU Campus

Dimensions

Left: 340
 Left Center: 380
 Center: 390
 Right Center: 380
 Right: 340



By Hometown



By Previous School





Brad Bohannon

6-1 • 180 • Junior • OF • B:R T:R

Carrollton, Texas • New Mexico JC

6

Junior who is the only returning outfielder for the Pirates in 2006. **2005:** Started all 50 games for the Pirates as a junior, hitting .326 with five home runs and 26 RBI ... Named PBC Player of the Week 2/8 after going 8-for-13 with 8 RBI in AASU's season-opening series against Felician ... Went 5-for-6 against Queens (NY) on Feb. 26 ... **JUNIOR COLLEGE:** Played one year for New Mexico JC ... Hit .340 in 18 games played for the Thunderbirds. **HIGH SCHOOL:** Played for four years at R.L. Turner HS in Carrollton where his father Tommy is the head coach ... Earned first-team All-District honors as a senior for the Lions ... Also named team MVP. **PERSONAL:** Born Brad Joseph Bohannon on December 2, 1983, in Houston, Texas ... Hometown Carrollton, Texas ... Son of Tommy and Penny Bohannon ... Majoring in economics ... Enjoys watching all sports and playing video games ... Jeff Bagwell is a favorite sports personality.

Brad Bohannon's Career Statistics

Year	GP-GS	AB	R	H	2B	3B	HR	RBI	BB	K	SB-SBA	Avg.
2005	50-50	187	36	61	7	1	5	26	14	44	6-9	.326
1 Year	50-50	187	36	61	7	1	5	26	14	44	6-9	.326



Jared Combs

6-3 • 225 • Sophomore • 3B • B:R T:R

Pooler, Ga. • Savannah Christian

31

Sophomore third baseman who won the starting job in April and started the last 18 games. **2005:** Played in 37 games, starting 23, for the Pirates as a freshman ... Hit .318 with three home runs and 12 RBI ... Launched game-winning solo home run in the bottom of the 11th to beat Columbus State, 8-7, on 4/17 ... Went 5-for-9 in three-game series against GC&SU ... Went 3-for-5 with two doubles vs. USCA on 5/7. **HIGH SCHOOL:** Played for two years at Savannah Christian ... Earned second-team All-Coastal Empire honors from the *Savannah Morning News* as a senior ... Hit .442 with seven home runs and 34 RBI ... Also named team MVP and the Raiders' best offensive player. **PERSONAL:** Born Jared Michael Combs on December 27, 1985, in Morristown, N.J. ... Hometown is Pooler, Ga. ... Son of Lori and Bryan Combs ... Majoring in economics ... Enjoys working out ... Lists Alex Rodriguez as his favorite sports personalities.

Jared Combs' Career Statistics

Year	GP-GS	AB	R	H	2B	3B	HR	RBI	BB	K	SB-SBA	Avg.
2005	37-23	107	19	34	5	1	3	12	7	43	1-2	.318
1 Year	37-23	107	19	34	5	1	3	12	7	43	1-2	.318



John Cox

6-1 • 180 • Freshman • RHP • B:R T:R

St. Mary's, Ga. • Camden County HS

Freshman righthander who will redshirt the 2006 season for the Pirates. **HIGH SCHOOL:** Started his senior season at Camden County HS. **PERSONAL:** Born John Cox on September 1, 1987 in Chicago, Ill. ... Hometown is St. Mary's, Ga. ... Majoring in engineering ... Enjoys surfing and drawing ... Lists Brett Favre as his favorite sports personality.



Josh Dallas

5-9 • 175 • Junior • INF • B:L T:R

Mahomet, Ill. • Kaskaskia JC

2

Junior infielder who will be the Pirates' starting shortstop to begin the 2006 season.

JUNIOR COLLEGE: Played for two seasons at Kaskaskia JC in Illinois and earned All-Conference and All-Region honors for the Blue Devils in 2005, hitting .373 ...

Teammate of AASU junior pitcher Jacob Roberson at Kaskaskia JC ... **HIGH**

SCHOOL: Played for three years at Mahomet Seymour HS in Mahomet, Ill. ... Team

captain as a senior who earned second-team All-Region honors ... Also competed in

wrestling for the Bulldogs. **PERSONAL:** Born Joshua Leon Dallas on April 2, 1985, in Indianapolis, Ind. ... Hometown is Mahomet, Ill. ... Son of Doug and Cathy Dallas ...

Majoring in general studies ... Brother, Ryan Dallas, plays baseball at Purdue University... Lists Nomar Garciaparra as a favorite sports personality.



Joey Davis

6-0 • 225 • Sophomore • 1B • B:R T:R

Acworth, Ga. • North Cobb HS

32

Sophomore who will be the Pirates' first baseman against lefties this season. **2005:**

Played in 25 games, starting 11, for the Pirates as a freshman ... Hit .152 with four RBI in 46 at-bats ... Drove in two runs against Valdosta State on 4/19. **HIGH SCHOOL:**

Played for two years at North Cobb HS in Kennesaw ... Named first-team All-Cobb

County as a senior and was a member of the GACA All-Stars after hitting .415 with nine

home runs and 33 RBI ... Also earned second-team All-Cobb County as a junior in 2003 for the Warriors. **PERSONAL:** Born Joseph Lee Davis on June 26, 1985, in Tulsa, Okla.

... Hometown is Acworth, Ga. ... Son of Bill and Linda Davis ... Majoring in criminal

justice ... Enjoys playing listening to music ... Jason Giambi is a favorite sports personality.

Joey Davis' Career Statistics

Year	GP-GS	AB	R	H	2B	3B	HR	RBI	BB	K	SB-SBA	Avg.
2004	36-36	135	13	37	11	0	2	22	7	33	0-0	.274
1 Year	36-36	135	13	37	11	0	2	22	7	33	0-0	.274



Andrew Dismukes

6-1 • 175 • Freshman • OF • B:L T:R

Atlanta, Ga. • Riverwood HS

7

Freshman outfielder who will redshirt 2006 for the Pirates. **HIGH SCHOOL:** Played for

three years at Riverwood HS in Atlanta for head coach Mike Santoro. **PERSONAL:**

Born Jonathan Andrew Dismukes on January 5, 1987, in Montgomery, Ala. ... Home-

town is Atlanta, Ga. ... Son of Janis and Howard Haug ... Undecided in major ... Enjoys going to the beach, watching movies and listening to music ... Lists Manny Ramirez as a favorite sports personality.



Miguel Donate

6-1 • 200 • Senior • C/1B • B:R T:R

Vega Alta, P.R. • Middle Georgia JC

18

Senior catcher who will also see time at DH and first base this season. **2005:** Played in 49 games, starting 48, for the Pirates as a junior ... Hit .291 with two home runs and 32 RBI ... Went 4-for-5 with 5 RBI vs. Queens (NY) on 2/26 ... Had a 5-for-10 weekend against USC Aiken on 5/6-7 ... Ended the year with hits in nine of his last 10 games.

JUNIOR COLLEGE: Played one season at Middle Georgia College ... Hit .291 with 27 RBI and threw out 30 of 77 potential basestealers ... Hit .333 at the 2004 JuCo World Series for the Warriors ... Also played one season at Miami Dade CC ... Competed for the Puerto Rico Raiders at the 2003 PG/Baseball America World Wood Bat Championships.

HIGH SCHOOL: Honor roll student at Juan Quirindongo Morell HS in Vega Baja, P.R. ... Drafted in the 29th round by Detroit in 2002. **PERSONAL:** Born Miguel A. Donate on September 1, 1984, in Bayamon, P.R. ... Hometown is Vega Alta, P.R. ... Son of Cruz N. Narvaez ... Majoring in engineering ... Ivan Rodriguez is a favorite sports personality.

Miguel Donate's Career Statistics

Year	GP-GS	AB	R	H	2B	3B	HR	RBI	BB	K	SB-SBA	Avg.
2005	49-48	179	26	52	9	0	2	32	7	26	2-2	.291
1 Year	49-48	179	26	52	9	0	2	32	7	26	2-2	.291



Austin Ducey

5-10 • 170 • Sophomore • RHP • B:R T:R

Augusta, Ga. • Westside HS

17

Hard-throwing righty who will be one of the key components of the Pirates' bullpen in 2006. **2005:** Went 1-0 with a 3.95 ERA in 12 games as a freshman ... Gave up 13 hits in 13.2 innings, striking out seven and walking 10 ... Picked up the win with 2.1 innings of one-run ball against Pfeiffer on 4/13 ... Hurlled two shutout innings in two appearances vs. Francis Marion. **HIGH SCHOOL:** Played for four years at Westside HS in Augusta ... Earned first-team All-Area honors as a senior for the Patriots after going 7-4 with a 2.49 ERA ... Also selected for the Georgia HS All-Star game ... **PERSONAL:** Born Austin Michael Ducey on May 4, 1986, in Augusta, Ga., his hometown ... Son of Tony and Danita Ducey ... Brother, John, also plays for the Pirates ... Undecided in major ... Enjoys the outdoors ... Lists Ty Cobb as a favorite sports personality.

Austin Ducey's Career Statistics

Year	GP-GS	W-L	Svs	CG	IP	H	R	ER	BB	SO	ERA
2005	12-0	1-0	0	0	13.2	13	8	6	10	7	3.95
1 Year	12-0	1-0	0	0	13.2	13	8	6	10	7	3.95



John Ducey

6-10 • 225 • Junior • RHP • B:R T:R

Augusta, Ga. • Seminole (Fla.) CC

42

Junior college transfer who will step into one of the Pirates' weekend starting slots this season. **JUNIOR COLLEGE:** Played two seasons at Seminole JC ... Went 7-3 with a 2.38 ERA in 2005, hurling 94.2 innings and giving up just 71 hits for the Raiders. **HIGH SCHOOL:** Played for three years at Westside HS in Augusta ... Named team MVP as a senior for the Patriots. **PERSONAL:** Born John Ducey on December 10, 1984 ... in Augusta, Ga., is hometown ... Son of Tony and Danita Ducey ... Brother, Austin, also plays for the Pirates ... Enjoys surfing, fishing, and golf ... Lists Roger Clemens and Brett Favre as favorite sports personalities.



Tyler Evans

6-2 • 180 • Junior • INF • B:R T:R

Bloomfield, Ind. • Lincoln Trail (Ill.) JC

5

Junior infielder who, when healthy, will be one of the starting middle infielders for the Pirates in 2006. **JUNIOR COLLEGE:** Hit .305 with 25 RBI for Lincoln Trail in 2005, the Region 24 champions ... Also named to the Region 24 All-Tournament team ... **HIGH SCHOOL:** First-team All-State honoree for Bloomfield HS in Bloomfield, Ind. ... Played for four years for the Cardinals. **PERSONAL:** Born Robert Tyler Evans on May 2, 1984, in Yuma, Ariz. ... Hometown is Bloomfield, Ind. ... Son of Shane and Mary Evans ... Majoring in general studies ... Brother, Tucker, played baseball for Lindsey Wilson ... Enjoys all sports ... Miguel Tejada is a favorite sports personality.



Pete Gundolff

5-8 • 170 • Junior • INF • B:L T:R

El Dorado Hills, Calif. • Sierra (Calif.) CC

1

Versatile infielder who can play second, short or third ... Junior college transfer who will begin the year as the starting second baseman. **JUNIOR COLLEGE:** Earned honorable mention All-Conference honors for Sierra College in 2005. **HIGH SCHOOL:** Played for three seasons at Oak Ridge HS ... Two-time All-Conference honoree and team captain for all three years ... Hit .401 as a junior and .350 as a senior. **PERSONAL:** Born Peter Tyler Gundolff on February 28, 1985, in Santa Cruz, Calif. ... Hometown is El Dorado Hills, Calif. ... Son of Pete and Karon Gundolff ... Majoring in health and physical education ... Enjoys weightlifting and running ... Would like to be a coach after college ... Lists Eric Chavez as a favorite sports personality.



Daniel Heflin

6-2 • 210 • Junior • 1B • B:L T:L

Topeka, Kan. • Johnson County (Kan.) CC

24

Junior college transfer who will be the Pirates' first baseman against righthanders in 2005. **JUNIOR COLLEGE:** Earned honorable mention All-Conference honors at Johnson County CC as a sophomore ... Hit .312 with five home runs and 31 RBI in 2005 ... Hit .321 with seven home runs and 43 RBI as a freshman ... Played with current Pirate teammate Truman Marek for the Cavaliers. **HIGH SCHOOL:** Played for four years at Topeka West HS ... Named 5A All-State as a senior, as well as All-City and All-League ... Hit 416 with seven home runs and 34 RBI as a senior ... Named second-team All-City and All-League as a junior ... Army National Guard Male Scholar Athlete of the Year as a senior ... Also lettered in football and basketball. **PERSONAL:** Born Daniel Lawrence Heflin on September 3, 1984, in Kansas City, Mo. ... Hometown is Topeka, Kan. ... Son of Yolanda Torrez ... Majoring in communications ... Brother, Theo, was drafted in the 27th round by Seattle in the 2000 MLB draft ... Uncle is former major league hurler Mike Torrez ... Enjoys working out ... Carlos Beltran is a favorite sports personality.



Jeremy Horst

6-4 • 225 • Junior • LHP • B:L T:L

Burlington, N.D. • Iowa Western CC

38

Talented lefthander who will be on the of the Pirates' weekend starters in 2006.

JUNIOR COLLEGE: Pitched for two seasons at Iowa Western CC ... Earned second-team All-Region 11 honors ... Won six games and struck out 51 batters in 46 innings pitched in 2005. **HIGH SCHOOL:** Played for four years at Des-Lacs Burlington HS ... Four-time All-Region honoree who was the senior Athlete of the Year in 2003.

PERSONAL: Born Jeremy Horst on October 1, 1985, in Cheyenne, Wyo. ... Hometown is Burlington, N.D. ... Son of Bill and Vicky Horst ... Majoring in education ... Father, Bill, played football at Grand Valley State ... Enjoys hunting and fishing.



Sean Hotzak

6-2 • 180 • Junior • C/1B • B:R T:R

North Vancouver, B.C. • North Shore HS

9

Junior catcher who is the most experienced returning player for the Pirates in 2006.

2005: Started all 50 games for the Pirates as a sophomore ... Hit .343 with three home runs and 30 RBI ... Threw out 20 of 51 potential basestealers (61 percent) ... Tied for team lead with 14 doubles ... Earned PBC Player of the Week honors on May 2 for his 8-for-13 performance against UNC Pembroke ... Ranked third in the PBC and 20th in NCAA II with 11 sacrifice hits ... Went 3-for-5 with two doubles against Wayne State (Neb.) on 3/8. **2004:** Hit .274 with two home runs and 22 RBI ... Named SLAM! Sports Canadian Player of the Week on Feb. 12, the fourth AASU player to earn the honor.

HIGH SCHOOL: Played for four years at North Shore HS, hitting .368 as a senior with six home runs to earn All-Conference honors ... Also hit .382 for his Western Major Baseball League club in summer of 2003, earning All-League honors. **PERSONAL:** Born Sean Christopher Hotzak on September 4, 1982, in North Vancouver, British Columbia, his hometown ... Son of Ted and Arleen Hotzak ... Majoring in economics ... Enjoys weightlifting, watching movies and playing video games ... Lists Ivan Rodriguez as a favorite sports personality.

Sean Hotzak's Career Statistics

Year	GP-GS	AB	R	H	2B	3B	HR	RBI	BB	K	SB-SBA	Avg.
2004	36-36	135	13	37	11	0	2	22	7	33	0-0	.274
2005	50-50	181	40	62	14	1	3	30	14	45	1-1	.343
2 Years	86-86	316	53	99	25	1	5	52	21	78	1-1	.313



Mitch Hudson

5-11 • 175 • Freshman • UTIL • B:R T:R

Swainsboro, Ga. • Swainsboro HS

21

Freshman who could see time at all outfield sports in 2005. **HIGH SCHOOL:** Started for three years at Swainsboro HS ... Earned All-Region honors as a senior ... Earned highest GPA among the baseball and basketball teams as a junior and senior.

PERSONAL: Born Mitchell Hudson on April 3, 1987 ... Hometown is Kite, Ga. ... Majoring in physical therapy ... Lists Albert Pujols and Chipper Jones as his favorite sports personalities.



Aaron Johnson

6-1 • 175 • Junior • RHP • B:R T:R

Slaughters, Ky. • Rend Lake (Ill.) JC

4

Junior college righthander who will be one of the Pirates' arms out of the bullpen in 2006. **JUNIOR COLLEGE:** Played for two seasons at Rend Lake JC in Illinois ... 2005 Male Scholar-Athlete of the Year with a 3.944 GPA. **HIGH SCHOOL:** Played for four years at Webster County HS ... Earned All-District and All-Region honors as a senior and was the team's most valuable pitcher. **PERSONAL:** Born Aaron Johnson on January 24, 1985, in Henderson, Ky. ... Hometown is Slaughters, Ky. ... Son of Frankie and Leica Johnson ... Majoring in civil engineering ... Enjos playing golf ... Greg Maddux and Peyton Manning are favorite sports personalities.



Daniel Kaufmann

6-3 • 200 • Freshman • C • B:R T:R

Elk Grove, Ill. • Elk Grove HS

20

Redshirt freshman backstop who should see time behind the plate in 2006. **2005:** Redshirted the 2005 season for the Pirates. **HIGH SCHOOL:** Played for three seasons at Elk Grove HS ... Earned All-Conference and All-Area honors as a senior, hitting .409 with three home runs and 19 RBI, all team highs ... Named to All-Tournament Team at the Niles West Tournament. **PERSONAL:** Born Daniel G. Kaufmann on September 25, 1985, in Chicago, Ill. ... Son of Karl Kaufmann and Colleen Kaufmann ... Majoring in engineering ... Carlton Fisk is a favorite sports personality.



Brett Lane

5-11 • 195 • Freshman • LHP • B:L T:L

Cedartown, Ga. • Cedartown HS

5

Redshirt freshman who came to AASU as an outfielder, but will now move into the bullpen as one of AASU's three lefties. **2005:** Redshirted the 2005 season for the Pirates. **HIGH SCHOOL:** Played for three seasons at Cedartown HS in Cedartown, Ga. ... Team captain as a senior who earned All-Area honors for the Bulldogs ... Also a scholar-athlete while at Cedartown HS. **PERSONAL:** Born Brett Christopher Lane on September 25, 1985, in Rome, Ga. ... Hometown is Cedartown, Ga. ... Son of David and Sonia Lane ... Majoring in economics ... Enjoys hunting, fishing and playing all sports ... Torii Hunter is a favorite sports personality.



Chase Leatherwood

5-10 • 195 • Senior • RHP • B:R T:R

Calhoun, Ga. • Volunteer State CC

14

Senior righthander who will be the Pirates' opening day starter again in 2006. **2005:** Earned second-team All-South Atlantic Region honors as a junior, going 9-5 with a 3.39 ERA in 16 starts ... Struck out 102 batters in 93 innings, 8th most in a single season at AASU ... Earned PBC Pitcher of the Week honors on March 8 for striking out 13 in six innings in a 2-1 win over California (Pa.) ... Struck out 11 in seven innings of a 9-1 win over GC&SU on 4/23. **JUNIOR COLLEGE:** Member of the 2004 Super Sophomore team while at Volunteer State CC ... Went 4-3 with a 4.71 ERA and 49 strikeouts in 49.2 innings pitched. **HIGH SCHOOL:** Played for three seasons at Calhoun HS, the 2000 State A Champions and 2001 Region 6AA Champions ... Named *Rome News Tribune* Pitcher of the Year in 2002. **PERSONAL:** Born Gregory Chase Leatherwood on December 7, 1982, in Rome, Ga. ... Hometown is Calhoun, Ga. ... Son of Greg and Patty Leatherwood ... Majoring in history ... Enjoys playing all sports and spending time with family ... John Smoltz and Billy Wagner are favorite sports personalities.

Chase Leatherwood's Career Statistics

Year	GP-GS	W-L	Svs	CG	IP	H	R	ER	BB	SO	ERA
2005	16-16	9-5	0	3	93.0	91	48	35	28	102	3.39
1 Year	16-16	9-5	0	3	93.0	91	48	35	28	102	3.39



Jarin Lewis

6-0 • 195 • Senior • OF • B:L T:R

Hagan, Ga. • Abraham Baldwin JC

4

AASU's starting DH in 2005, moves to take over the left field job in 2006. **2005:** Played in 44 games, starting 40, for the Pirates as a junior ... Hit .368, second-best on squad, with one home run and 28 RBI ... Ranked 13th in the PBC in batting ... Went 4-for-4 with two doubles and 4 RBI vs. Queens (NY) on 2/26 ... Went 3-for-4 with three runs scored and a home run vs Fairmont State on 3/15 **JUNIOR COLLEGE:** Earned second-team All-Conference honors as a sophomore at Abraham Baldwin JC ... Hit .369 with six home runs, 12 doubles and 39 RBI in 2004. **HIGH SCHOOL:** Played for four years at Pinewood Christian Academy ... Earned All-State honors as a senior and All-Region honors as a senior and junior for the Patriots ... Also two-time team MVP. **PERSONAL:** Born Jarin Drew Lewis on March 18, 1984, in Savannah, Ga. ... Hometown is Hagan, Ga. ... Son of Kenny and Stephanie Lewis ... Majoring in radiologic sciences ... Enjoys hunting, fishing and hot rods ... Barry Bonds is a favorite sports personality.

Jarin Lewis' Career Statistics

Year	GP-GS	AB	R	H	2B	3B	HR	RBI	BB	K	SB-SBA	Avg.
2005	44-40	152	25	56	7	0	1	28	9	10	3-6	.368
1 Year	44-40	152	25	56	7	0	1	28	9	10	3-6	.368



Truman Marek

6-0 • 170 • Junior • OF/RHP • B:L T:R

St. Joseph, Mo. • Johnson County (Kan.) CC

3

Junior college transfer who will man right field for the Pirates in 2006. **JUNIOR COLLEGE:** Two-time All-Conference honoree for Johnson County CC ... Hit .425 as a sophomore with three home runs and 35 RBI. **HIGH SCHOOL:** Played for four years at Bishop LeBlond in St. Joseph, Mo. ... Four-time All-City, three-time All-District and All-Area honoree and two-time All-State honoree for the Eagles. **PERSONAL:** Born Truman Marek on February 1, 1985, in Greenfield, Ind. ... Hometown is St. Joseph, Mo. ... Son of Walt and Mary Jo Marek ... Majoring in economics ... Enjoys playing cards, guitar and Playstation 2 ... Luis Gonzalez is a favorite sports personality.





Matt Nalutka

6-1 • 180 • Senior • RHP • B:R T:R

Langley, B.C. • Vernon JC

20

Consensus first-team All-America closer who returns for his senior season. **2005:** Put up arguably the best season ever for a collegiate closer, giving up just one run in 26 appearances and setting a school record with 12 saves ... First-team ABCA and NCBWA All-America closer ... Also named SLAM! All-Canadian Closer of the Year ... Went 4-0 with a microscopic 0.30 ERA ... Began the year with a PBC and NCAA DII record 24 consecutive scoreless appearances ... Struck out seven in 3.1 innings of scoreless work to pick up win vs. Kennesaw State on 5/14 ... Hurlled three innings of scoreless ball, striking out four to beat Columbus State on 4/17 ... Ranked 6th in NCAA DII in saves.

JUNIOR COLLEGE: Played for two seasons at Vernon Regional JC in Texas ... Went 2-3 with seven saves and a 3.24 ERA as a sophomore, pitching in 26 games and giving up just 36 hits in 50 innings pitched. **JUNIORS:** Pitched the Langley Blaze to the 2002 USABA World Series, hurling 13 scoreless innings and picking up two wins during the tournament, earning Most Outstanding Pitcher award for the Series. **PERSONAL:** Born Matt Benjamin Nalutka on August 1, 1983, in Langley, B.C., his hometown ... Son of Ben and Linda Nalutka ... Majoring in psychology ... Enjoys reading and working out ... Lists Nolan Ryan, Tiger Woods and Sandy Koufax as favorite sports personalities.

Matt Nalutka's Career Statistics

Year	GP-GS	W-L	Svs	CG	IP	H	R	ER	BB	SO	ERA
2005	26-0	4-0	12	0	30.0	16	1	1	7	46	0.30
1 Year	26-0	4-0	12	0	30.0	16	1	1	7	46	0.30



Marc Noble

6-1 • 185 • Junior • OF • B:L T:R

North Vancouver, B.C. • New Mexico JC

8

Speedy junior college transfer who will man center field for the Pirates in 2006.

JUNIOR COLLEGE: Played for two seasons for New Mexico JC, the NJCAA DI World Series Champions in 2005 ... Hit .333 with 12 SB as a freshman ... Hit .454 with 11 SB as a junior. **PERSONAL:** Born Marc Ervin Noble on March 28, 1985, in North Vancouver, B.C., his hometown. ... Son of Murray and Linda Noble ... Majoring in economics ... Enjoys playing drums, snowboarding and surfing ... Lists Mickey Mantle and Garret Anderson as favorite sports personalities.



Vyt Rivers

5-10 • 190 • Junior • LHP • B:L T:L

Laurel, Md. • Northwest Shoals (Ala.) CC

34

Junior college transfer who will be the Pirates' top lefty out of the pen in 2006. **JUNIOR COLLEGE:** Played for two years at Northwest Shoals CC in Alabama ... Earned second-team All-Conference honors as a sophomore, winning eight games and compiling a 2.43 ERA in 77.2 innings pitched. **HIGH SCHOOL:** Played for four years at Athlallon HS in Columbia, Md ... Earned first-team All-County and All-Metro honors for the Raiders. **PERSONAL:** Born Vytas Christopher Rivers on August 21, 1985, in Washington, D.C. ... Hometown is Laurel, Md. ... Son of Laima and Tom Rivers ... Majoring in criminal justice ... Enjoys playing all sports and listening to music ... Greg Maddux is a favorite sports personality.



Jacob Roberson

6-3 • 185 • Junior • RHP • B:R T:R
 Altamont, Ill. • Kaskaskia (Ill.) JC

46

Junior college transfer who will be the Pirates' swingman in 2006, starting and relieving. **JUNIOR COLLEGE:** Played for two seasons at Kaskaskia JC in Illinois ... Set a school record for wins in a season with 11 as a sophomore, compiling a 2.83 ERA in 73 innings pitched, giving up just 59 hits. **HIGH SCHOOL:** Played for four years at Altamont HS in Altamont, Ill. **PERSONAL:** Born Jacob Ryan Roberson on August 8, 1984, in Mt. Vernon, Ill. ... Hometown is Altamont, Ill. ... Son of Kevin and Lisa Roberson ... Majoring in psychology ... Enjoys fishing, playing golf and baseball.



Dave Roessler

6-1 • 180 • Freshman • LHP • B:L T:L
 Indianapolis, Ind. • Ben Davis HS

40

Lefthander who will redshirt the 2006 season for the Pirates. **HIGH SCHOOL:** Played for three years at Ben Davis HS in Indianapolis. **PERSONAL:** Born David Roessler on May 14, 1987, in Indianapolis, Ind., his hometown ... Son of Susan Nielsen ... Majoring in physical therapy ... Enjoys fishing, playing golf and going to movies ... Lists Mark Prior and Peyton Manning as favorite sports personalities.



Brandon Stelter

6-3 • 205 • Junior • RHP • B:R T:R
 Augusta, Ga. • Okaloosa-Walton JC

19

Junior reliever who had the second-best ERA on the team as a sophomore. **2005:** Went 1-0 with a 2.89 ERA in 11 games ... Hurlled three innings of one-run ball to pick up win vs. Fairmont State on 3/15 ... Hurlled three innings of one-run ball in AASU's 7-4 win over Pfeiffer on 4/12. **JUNIOR COLLEGE:** Played for one season at Okaloosa-Walton JC. **HIGH SCHOOL:** Played for three seasons at Westside HS in Augusta, Ga. ... HS teammate of Austin Ducey ... Hit .440 and went 10-2 with a 2.87 ERA as a senior for the Patriots ... Named team MVP and earned first-team All-Area honors. **PERSONAL:** Born Brandon Howell Stelter on October 21, 1984, in Augusta, Ga., his hometown ... Son of Memorie and Thomas Stelter ... Majoring in pre-nursing ... Lists Greg Maddux and John Smoltz as favorite sports personalities.

Brandon Stelter's Career Statistics

Year	GP-GS	W-L	Svs	CG	IP	H	R	ER	BB	SO	ERA
2005	11-0	1-0	0	0	18.2	19	9	6	5	10	2.89
1 Year	11-0	1-0	0	0	18.2	19	9	6	5	10	2.89



David Whitfield

6-3 • 180 • Junior • RHP • B:R T:R

Thomson, Ga. • Gordon College

30

Junior righthander who will be one of the main right-handers out of the bullpen for the Pirates in 2006. **JUNIOR COLLEGE:** Played for two seasons at Gordon College ... **HIGH SCHOOL:** Played for Northpoint Academy in Augusta, Ga. ... Member of the Northpoint state championship club ... Earned All-State honors as a senior for the Titans ... All-Region honors as a junior and senior. **PERSONAL:** Born Aaron David Whitfield on September 21, 1984, in Augusta, Ga. ... Hometown is Thomson, Ga. ... Son of Andy and Julie Whitfield ... Majoring in health and physical education ... Enjoys working out ... Lists John Smoltz as a favorite sports personality.



Josh Wilson

5-10 • 180 • Freshman • INF • B:R T:R

Springfield, Ga. • Effingham County HS

Freshman infielder who will redshirt the 2006 season for the Pirates. **HIGH SCHOOL:** Played for four years at Effingham County HS ... Earned team offensive award as a junior and a senior ... Selected to Team Georgia as a sophomore ... Attended Chipola JC but did not play baseball. **PERSONAL:** Born Joshua Shane Webb on May 12, 1987, in Savannah, Ga. ... Hometown is Springfield, Ga. ... Son of Don and Karen Wilson ... Uncle, Andy Dotson, played football at the University of Georgia ... Undecided in major ... Enjoys hunting and fishing ... Alex Rodriguez is a favorite sports personality.

2005 AASU Final Statistics

Hitting

NAME	G-GS	AB	R	H	BA	2B	3B	HR	RBI	TBSLG%	BB	SB-SBA	OB%
A. Pelley	49-49	177	35	67	.379	13	2	0	36	.475	20	7-8	.461
Lewis	44-40	152	25	56	.368	7	3	1	28	.474	9	3-6	.413
Geiger	50-50	213	48	77	.362	10	2	1	26	.441	6	19-24	.396
Hotzak	50-50	181	40	62	.343	14	1	3	30	.481	14	1-1	.403
Recuenco	49-49	179	35	59	.330	14	1	0	27	.419	22	11-18	.418
Bohannon	50-50	187	36	61	.326	7	1	5	26	.455	14	6-9	.376
Nunez	49-49	169	38	54	.320	10	1	10	40	.568	11	11-14	.398
Combs	37-23	107	19	34	.318	5	1	3	12	.467	7	1-2	.365
Franklin	32-31	95	18	28	.295	6	0	1	15	.389	10	1-2	.374
Donate	49-48	179	26	52	.291	9	0	2	32	.374	7	2-2	.335
Davis	25-11	46	5	7	.152	1	0	0	4	.174	8	1-2	.291
Whiggum	1-0	1	0	0	.000	0	0	0	0	.000	0	0-0	.000
Ducey	2-0	0	1	0	.000	0	0	0	0	.000	0	0-0	.000
AASU	50-50	1686	326	557	.330	96	12	26	276	.448	130	63-88	.393
Opponents ...	50-50	1601	220	404	.252	76	6	25	191	.354	181	34-64	.339

Pitching

NAME	G-GS	CG	W-L	S	ERA	IP	H	R	ER	BB	K	AB	BAA
Nalutka	26-0	0	3-0	12	0.30	30.0	16	1	1	7	46	103	.155
Stelter	11-0	0	1-0	0	2.89	18.2	19	9	6	5	10	73	.260
Leatherwood	16-16	3	9-5	0	3.39	93.0	91	48	35	28	102	358	.254
Troop	16-16	1	11-5	0	3.45	94.0	83	45	36	45	74	344	.241
Boyd	20-0	0	1-1	2	3.56	43.0	38	18	17	12	44	163	.233
Ducey	12-0	0	1-0	0	3.95	13.2	13	8	6	10	7	51	.255
Ferrara	10-4	0	2-0	0	4.75	30.1	24	17	16	25	19	107	.224
Webb	15-14	1	6-5	0	4.81	82.1	92	55	44	33	82	327	.281
Whiggum ..	9-0	0	0-0	0	6.00	15.0	20	13	10	13	13	62	.323
Fox	2-0	0	0-0	0	20.25	1.1	5	3	3	3	0	8	.625
Grass	1-0	0	0-0	0	27.00	1.0	3	3	3	0	0	5	.600
AASU	50-50	5	34-16	14	3.77	422.1	404	220	177	181	397	1601	.252
OPP	50-50	8	16-34	5	5.53	403.1	557	326	248	130	328	1686	.330



2005 AASU Baseball Season Results

DATE	DIV	W-L	PBC	REG.	SCORE	OPPONENT	PITCHER
2-4	II	1-0			14-4	Felician	Leatherwood (W 1-0)
2-5	II	2-0			7-0	Felician	Troop (W 1-0)
2-6	II	3-0			12-3	Felician	Webb (W 1-0)
2-12	II	4-0			5-2	Barry	Troop (W 2-0)
2-13	II	5-0			12-5	Wingate	Leatherwood (W 2-0)
2-18	II	6-0			8-0	Southern Conn. State	Leatherwood (W 3-0)
2-19	II	7-0			6-1	Southern Conn. State	Troop (W 3-0)
2-20	II	8-0			17-2	Southern Conn. State	Webb (W 2-0)
2-25	II	9-0			8-1	*Queens (NY)	Leatherwood (W 4-0)
2-26	II	10-0			11-0	*Queens (NY)	Troop (W 4-0)
2-26	II	11-0			21-2	*Queens (NY)	Webb (W 3-0)
3-2	II	12-0			7-0	*NW Missouri State	Leatherwood (W 5-0)
3-3	II	13-0			4-3	*NW Missouri State	Troop (W 5-0)
3-5	II	13-1			5-11	*Kutztown	Webb (L 3-1)
3-7	II	14-1			2-1	*California (Pa.)	Nalutka (W 1-0)
3-8	II	15-1			12-2	*Wayne State (Neb.)	Troop (W 6-0)
3-9	II	16-1			9-6	*Bellarmine (Ky.)	Ferrara (W 1-0)
3-12	II	16-2	0-1	0-1	4-5 (10 inn.)	+Augusta State	Boyd (L 0-1)
3-13	II	17-2	1-1	1-1	3-1	+Augusta State	Troop (W 7-0)
3-13	II	18-2	2-1	2-1	5-2	+Augusta State	Leatherwood (W 6-0)
3-15	II	19-2			14-6	*Fairmont State	Stelter (W 1-0)
3-19	II	19-3	2-2	2-2	2-6	+at North Florida	Webb (L 3-2)
3-20	II	19-4	2-3	2-3	3-4	+at North Florida	Troop (L 7-1)
3-20	II	19-5	2-4	2-4	0-6	+at North Florida	Leatherwood (L 6-1)
3-26	II	20-5	3-4	3-4	5-3	+Lander	Troop (W 8-1)
3-26	II	21-5	4-4	4-4	4-2	+Lander	Leatherwood (W 7-1)
4-2	II	21-6	4-5	4-5	3-8	+at USC Upstate	Leatherwood (L 7-2)
4-3	II	21-7	4-6	4-6	0-3	+at USC Upstate	Webb (L 3-3)
4-3	II	21-8	4-7	4-7	2-8	+at USC Upstate	Troop (L 8-2)
4-9	II	22-8	5-7	5-7	3-1	+Francis Marion	Webb (W 4-3)
4-10	II	23-8	6-7	6-7	7-2	+Francis Marion	Troop (W 9-2)
4-10	II	23-9	6-8	6-8	0-11	+Francis Marion	Leatherwood (L 7-3)
4-12	II	24-9		7-8	7-4	Pfeiffer	Ferrara (W 2-0)
4-13	II	25-9		8-8	7-5	Pfeiffer	Ducey (W 1-0)
4-16	II	26-9	7-8	9-8	7-3	+Columbus State	Troop (W 10-2)
4-16	II	26-10	7-9	9-9	2-3	+Columbus State	Leatherwood (L 7-4)
4-17	II	27-10	8-9	10-9	8-7 (11 inn.)	+Columbus State	Nalutka (W 2-0)
4-19	II	28-10			7-6	Valdosta State	Boyd (W 1-1)
4-22	II	28-11	8-10	10-10	2-5	+at GC&SU	Webb (L 4-4)
4-23	II	28-12	8-11	10-11	6-8	+at GC&SU	Troop (L 10-3)
4-23	II	29-12	9-11	11-11	9-1	+at GC&SU	Leatherwood (W 8-4)
4-29	II	30-12	10-11	12-11	7-6	+at UNC Pembroke	Webb (W 5-4)
4-30	II	31-12	11-11	13-11	8-5	+at UNC Pembroke	Troop (W 11-3)
4-30	II	31-13	11-12	13-12	3-6	+at UNC Pembroke	Leatherwood (L 8-5)
5-6	II	32-13	12-12	14-12	4-3	+USC Aiken	Webb (W 6-4)
5-7	II	33-13	13-12	15-12	12-10	+USC Aiken	Leatherwood (W 9-5)
5-7	II	33-14	13-13	15-13	4-5	+USC Aiken	Troop (L 11-4)
5-13	II	33-15	13-14	15-14	2-10	+at Kennesaw State	Webb (L 6-5)
5-14	II	33-16	13-15	15-15	11-18	+at Kennesaw State	Troop (L 11-5)
5-14	II	34-16	14-15	16-15	5-4	+at Kennesaw State	Nalutka (W 3-0)

*= 2005 Savannah Invitational; += Peach Belt Conference



Final Collegiate Baseball DII Polls

1988

1. Florida Southern
2. Cal. St.-Sacramento
3. Jacksonville State
4. **Armstrong State**
5. New Haven
6. Lewis
7. Tampa
8. Columbus
9. Delta State
10. Cal. Poly-Pomona
11. Mankato State
12. Central Missouri St.
13. Mansfield
14. Troy State
15. Indiana (Pa.)
16. Lowell
17. UC Riverside
18. St. Thomas
19. Quinnipiac
20. Cal. Poly-SLO
21. Slippery Rock
22. Norfolk State
23. CS Chico
24. St. Joseph's
25. Eckerd
26. CS Los Angeles
27. Florida Atlantic
28. SIU-Edwardsville
29. Adelphi
30. Kentucky Wesleyan

1990

1. **Armstrong State**
2. New Haven
3. Florida Southern
4. Indiana (Pa.)
5. SIU-Edwardsville
6. Tampa
7. UC Davis
8. CS Northridge
9. Lewis
10. Rollins
11. Norfolk State
12. Sacred Heart
13. UC Riverside
14. Central Missouri St.
15. Missouri Southern
16. Troy State
17. Columbus
18. Jacksonville State
19. South Dakota State
20. Mankato State
21. Northern Kentucky
22. Ferris State
23. Philadelphia Textile
24. American Int'l
25. Merrimack
26. North Alabama
27. Sonoma State
28. NW Missouri State
29. Chapman
30. Florida Atlantic

1992

1. Tampa
2. Mansfield
3. Florida Southern
4. Cal. Poly-SLO
5. Missouri Southern
6. USC Aiken
7. Lewis
8. **Armstrong State**
9. UC Riverside
10. Livingstone
11. North Alabama
12. Shippensburg
13. Florida Tech
14. Southern Indiana
15. Missouri-St. Louis
16. Sonoma State
17. Sacred Heart
18. Columbus
19. SIU-Edwardsville
20. Longwood
21. South Dakota State
22. Valdosta State
23. Springfield
24. UC Davis
25. Troy State
26. Adelphi
27. Slippery Rock
28. St. Rose
29. Cameron
30. Florida Atlantic
- UT-Martin

1994

1. Central Missouri St.
2. Florida Southern
3. Lewis
4. Delta State
5. **Armstrong State**
6. Mansfield
7. UC Riverside
8. Springfield
9. UC Davis
10. North Florida
11. CS Dominguez Hills
- Tampa
- Central Oklahoma
- Georgia College
- Southern Indiana
- Edinboro
- Columbus
- Cal. Poly-SLO
- South Dakota State
- St. Rose
- Rollins
- Missouri-St. Louis
- Wingate
- Mercyhurst
- Southern Colorado
- North Alabama
- Jacksonville State
- Adelphi
- Grand Valley State
- New Haven

1989

1. **Armstrong State**
2. Jacksonville State
3. New Haven
4. Cal. Poly-SLO
5. Rollins
6. Central Missouri St.
7. Florida Southern
8. Lewis
9. North Alabama
10. Slippery Rock
11. Tampa
12. Cal. St.-Sacramento
13. Northern Kentucky
14. San Francisco State
15. Columbus
16. Mankato State
17. Delta State
18. SIU-Edwardsville
19. CS Northridge
20. Eckerd
21. Shippensburg
22. NW Missouri State
23. Troy State
24. Springfield
25. Bellarmine
26. West Georgia
27. Norfolk State
28. Adelphi
29. Metropolitan State
30. Southern Indiana

1991

1. Florida Southern
2. Jacksonville State
3. Delta State
4. UC Riverside
5. Mo. So. State
6. Longwood
7. SIU Edwardsville
8. Lewis
9. North Alabama
10. American Int'l.
11. Cal. Poly-SLO
12. **Armstrong State**
13. North Alabama
14. Troy State
15. Sonoma State
16. UMass Lowell
17. Slippery Rock
18. Regis
19. Florida Tech
20. Sacred Heart
21. Cal. Poly Pomona
22. Mercyhurst
23. Central Missouri St.
24. New Haven
25. Livingstone
26. USC Spartanburg
27. Lewis
28. CS Stanislaus
29. St. Cloud State
30. St. Joseph's

1993

1. Tampa
2. Cal. Poly-SLO
3. Troy State
4. Mansfield
5. USC Aiken
6. North Alabama
7. UC Davis
8. Missouri-St. Louis
9. Adelphi
10. Florida Atlantic
11. **Armstrong State**
12. Slippery Rock
13. Rollins
14. North Dakota
15. Florida Southern
16. Southern Indiana
17. Valdosta State
18. South Dakota State
19. Francis Marion
20. Jacksonville State
21. Cal. Poly Pomona
22. Springfield
23. New Haven
24. Mesa State
25. Central Missouri St.
26. Mankato State
27. Longwood
28. Emporia State
29. Sacred Heart
30. Lewis

1995

1. Florida Southern
2. Georgia College
3. Central Missouri St.
4. Valdosta State
5. North Alabama
6. Wingate
7. UC Riverside
8. Tampa
9. Bloomsburg
10. Kennesaw State
11. North Florida
- Ashland
13. Delta State
14. Missouri Southern
15. Mansfield
16. New Haven
17. UC Davis
18. Lewis
19. UMass Lowell
20. St. Joseph's
21. Barry
22. Mercyhurst
23. Columbus
24. San Francisco State
25. St. Rose
26. Saint Leo
27. South Dakota State
28. Missouri-St. Louis
29. Adelphi
30. SIU-Edwardsville



Final Collegiate Baseball DII Polls



1996

1. Kennesaw State
2. St. Joseph's
3. Delta State
4. Tampa
5. Missouri-St. Louis
6. Adelphi
7. Columbus
8. Southern Colorado
9. Florida Southern
10. Mercyhurst
11. Abilene Christian
12. Shippensburg
13. Lewis
14. UC Riverside
15. Central Missouri St.
16. Alabama-Huntsville
17. Cal State Chico
18. Saint Leo
19. Mankato State
20. Lincoln Memorial
21. Mount Olive
22. North Alabama
23. Merrimack
24. Slippy Rock
25. CS Dominguez Hills
26. Wingate
27. New Haven
28. Fort Hays State
29. North Dakota State
30. Georgia College

1998

1. Tampa
2. Kennesaw State
3. West Georgia
4. Cal State Chico
5. Central Missouri St.
6. Alabama-Huntsville
7. St. Joseph's
8. SIU-Edwardsville
9. Barry
10. Delta State
11. North Alabama
12. Indianapolis
13. Millersville
14. Fort Hays State
15. Florida Southern
16. Mount Olive
17. Missouri-St. Louis
18. Columbus State
19. **Armstrong Atlantic**
20. Presbyterian
21. North Florida
22. New Haven
23. UMass Lowell
24. West Virginia State
25. A&M Kingsville
26. Slippy Rock
27. Sonoma State
28. Central Oklahoma
29. Saint Leo
30. Queens (N.Y.)
Abilene Christian

2000

1. SE Oklahoma
2. Fort Hays State
3. North Florida
4. Cal State Chico
5. Delta State
6. Georgia C&SU
Indianapolis
8. Slippy Rock
9. Central Missouri St.
10. Gardner-Webb
11. Florida Southern
12. Tampa
13. Rockhurst
14. Abilene Christian
15. Mount Olive
16. Millersville
17. Kennesaw State
18. North Alabama
19. Alabama-Huntsville
20. Montevallo
21. Quincy
22. Texas Wesleyan
23. Grand Canyon
24. Columbus State
25. **Armstrong Atlantic**
26. Saginaw Valley St.
27. Saint Leo
28. Saint Rose
29. Shippensburg
30. Minn.-St. Mankato
West Virginia State

2002

1. Columbus State
2. Cal State Chico
3. Central Missouri St.
4. Delta State
5. Kennesaw State
6. UMass-Lowell
7. Abilene Christian
8. Ashland
9. Florida Southern
10. North Florida
11. Central Oklahoma
12. Kutztown
13. Tampa
14. GC&SU
15. Valdosta State
16. Rollins
17. Southern Arkansas
18. Alabama-Huntsville
19. Southern Colorado
20. USC Aiken
21. Northern Kentucky
22. Mesa State
23. North Alabama
24. Grand Canyon
25. Fort Hays State
26. Concordia (N.Y.)
27. Carson-Newman
28. Saginaw Valley State
29. Shepherd
30. Minn.-St. Mankato

1997

1. Cal State Chico
2. Central Oklahoma
3. Tampa
4. Kennesaw State
5. Florida Southern
6. Central Missouri St.
7. GC&SU
8. Mount Olive
9. SIU Edwardsville
10. Fort Hays State
11. North Florida
12. North Alabama
13. Quincy
14. Alabama-Huntsville
15. Mercyhurst
16. Elon
17. Mesa State
18. UC Riverside
19. Adelphi
20. Slippy Rock
21. Shepherd
22. Delta State
23. Saint Leo
24. Pittsburg State
25. West Georgia
26. UMass-Lowell
27. Indianapolis
28. Southern Colorado
29. Valdosta State
30. Mansfield

1999

1. Cal State Chico
2. Kennesaw State
3. West Virginia State
4. North Alabama
5. North Florida
6. Rockhurst
7. SE Oklahoma State
8. Carson-Newman
9. Florida Southern
10. **Armstrong Atlantic**
11. Alabama-Huntsville
12. Adelphi
13. Delta State
14. Mount Olive
15. Ashland
16. Quincy
17. Columbus State
18. Pittsburg State
19. Central Missouri St.
20. UMass-Lowell
21. Sonoma State
22. Saint Leo
23. Kutztown
24. Lander
25. Slippy Rock
26. St. Joseph's
27. Mesa State
28. Indianapolis
29. Abilene Christian
30. GC&SU
Missouri-St. Louis
Shippensburg

2001

1. St. Mary's (Tex.)
2. Central Missouri St.
3. North Florida
Delta State
5. Tampa
6. Kennesaw State
7. Sonoma State
8. Alabama-Huntsville
9. Abilene Christian
10. GC&SU
11. SIU Edwardsville
12. Indianapolis
13. UMass-Lowell
14. Central Oklahoma
15. **Armstrong Atlantic**
16. Kutztown
17. Southern Arkansas
18. Lander
19. Saint Leo
20. Valdosta State
21. Florida Southern
22. Columbus State
23. Minn.-St. Mankato
24. Lenoir-Rhyne
25. NM Highlands
26. Southern Colorado
27. Slippy Rock
Wayne State (Neb.)
30. Missouri Southern
Mesa State
Belmont Abbey
CS San Bernardino
Fort Hays State

2003

1. Central Missouri St.
2. Tampa
3. Kennesaw State
4. Delta State
5. North Florida
6. Florida Southern
7. Franklin Pierce
8. Abilene Christian
9. **Armstrong Atlantic**
10. Central Oklahoma
11. Grand Valley State
12. Slippy Rock
13. UC Davis
14. Sonoma State
Missouri-St. Louis
16. Southeastern Okla.
17. Fort Hays State
18. Francis Marion
19. West Florida
20. Western Oregon
21. Southern Arkansas
22. Columbus State
23. Cal State Chico
24. UMass-Lowell
25. Indianapolis
26. Nova Southeastern
27. Lynn
Rockhurst
29. Shippensburg
30. Southern Colorado

2004

1. Kennesaw State
2. St. Joseph's
3. Delta State
4. Tampa
5. Missouri-St. Louis
6. Adelphi
7. Columbus
8. Southern Colorado
9. Florida Southern
10. Mercyhurst
11. Abilene Christian
12. Shippensburg
13. Lewis
14. UC Riverside
15. Central Missouri St.
16. Alabama-Huntsville
17. Cal State Chico
18. Saint Leo
19. Mankato State
20. Lincoln Memorial
21. Mount Olive
22. North Alabama
23. Merrimack
24. Slippery Rock
25. CS Dominguez Hills
26. Wingate
27. New Haven
28. Fort Hays State
29. North Dakota State
30. GC&SU

2005

1. Florida Southern
2. North Florida
3. Central Missouri State
4. Delta State
5. Central Oklahoma
6. West Virginia State
7. Cal State Chico
8. Tampa
9. Grand Valley State
10. Kennesaw State
11. Abilene Christian
12. USC Aiken
13. Tusculum
14. Francis Marion
15. Western Oregon
16. Mesa State
17. Rollins
18. **Armstrong Atlantic State**
19. West Alabama
20. Wisconsin-Parkside
21. North Alabama
22. Southern Conn. State
23. Wayne State (Neb.)
24. West Chester
25. Kutztown
26. St. Joseph's (Ind.)
27. UC San Diego
28. GC&SU
29. Franklin Pierce
30. New Mexico Highlands
- Slippery Rock
- Nebraska Omaha

2006 Collegiate Baseball Magazine NCAA Division II Preseason Poll

Rk	School	05 Record	Points	Prev
1.	Florida Southern	51-11	640	1
2.	Central Missouri State	57-9	624	3
3.	Delta State	52-10	608	4
4.	Central Oklahoma	44-15	578	5
5.	Tampa	40-18	566	8
6.	Cal State Chico	42-16	556	T6
7.	West Virginia State	44-16	528	T6
8.	USC Aiken	40-19	520	12
9.	Grand Valley State	36-17	516	9
10.	Abilene Christian	42-17	508	11
11.	Francis Marion	34-16	472	14
12.	Tusculum	44-17	466	13
	Western Oregon	42-15	466	15
14.	Armstrong Atlantic State	34-16	412	18
15.	Mesa State	46-16	406	16
16.	West Alabama	45-19	388	19
17.	Wisconsin-Parkside	45-18	384	20
18.	Wayne State (Neb.)	45-14	374	23
19.	North Alabama	39-19	338	T21
20.	Kutztown	39-17	322	25
21.	Franklin Pierce	32-14	316	29
22.	St. Joseph's (Ind.)	42-19	310	26
23.	GC&SU	33-20	290	28
24.	Catawba	35-19	288	RV
25.	Florida Gulf Coast	37-18	252	RV
26.	Southern Connecticut State	31-14	250	T21
27.	Ashland	32-16	232	RV
28.	St. Edward's (Texas)	35-18	198	RV
	Minnesota State Mankato	36-17	198	RV
30.	Erskine	38-17	184	RV
31.	Lynn	35-21	130	RV
32.	Rockhurst	33-19	127	RV
33.	West Florida	33-21	126	RV
34.	Shippensburg	32-25	111	RV
35.	Incarnate Word	35-19	83	RV
36.	Northwest Missouri State	34-24	82	RV
	Colorado State Pueblo	32-27	82	RV
38.	Slippery Rock	31-14	67	T30
39.	Emporia State	40-20	36	RV
	Carson-Newman	35-24	36	RV

Also Receiving Votes: Montevallo 28, UMass-Lowell 24, Columbus State 22, Wayne State (Mich.) 22, USC Upstate 20, Limestone 18, Rollins 14, Quincy 10, Valdosta State 10, Mt. Olive 4, Cal State Dominguez Hills 3, UC San Diego 2, Southern Arkansas 2, Southeastern Oklahoma 2, St. Mary's (Texas) 2, Missouri Western State 2, Barry 2.

AASU Among Attendance Leaders



For a fourth-straight season, the Pirates ranked among the top drawing NCAA Division II teams in total attendance. AASU, who led the nation in total attendance in 2002 with 14,516 total fans coming to watch the Pirates, drew 7,886 fans for its 25 home dates in 2003, brought in 7,266 fans during its 32 home dates in 2004 and had 5,504 fans watch the Pirates in 29 home dates in 2005.

USC Aiken, with a brand new venue in Roberto Hernandez Park and the site of the upcoming 2006 PBC Baseball Championships, ranked sixth in NCAA DII in attendance with 7,601, and recently-departed North Florida were the only PBC schools ahead of AASU.

The Pirates will have 30 home dates in 2006, including 10 dates in the 2006 Savannah Invitational, and AASU hosts 12 different schools that are ranked in the 2005 *Collegiate Baseball* Preseason Division II Top 40 Poll at Pirate Field during the year.

3,115 fans watched the Pirates defeat the University of Georgia, 7-6, in 11 innings at the 2002 Memorial Health Diamond Classic on February 24, 2002.



2005 Division II Total Attendance Leaders

Team	Dates	Total Attendance	Average
Delta State	26	23,249	894
Mesa State	28	12,440	444
Cal State Chico	22	12,269	558
Angelo State	17	11,469	675
North Florida	28	11,235	401
USC Aiken	34	7601	224
Colorado State Pueblo	22	6,956	316
Valdosta State	25	6,894	276
West Alabama	26	6,500	250
Montevallo	20	6,394	320
Christian Brothers	23	5,553	241
Abilene Christian	16	5,535	346
Armstrong Atlantic	29	5,504	190

Top Five All-Time DII Regular-Season Attendance Dates

- 3683, Mesa State (5) vs. Colorado State-Pueblo (4), May 6, 2005
Hobbs Field, Pueblo, Colo.
- 3352, Mesa State (2) vs. Fort Hays State (5), May 2, 2003
Suplizio Field, Grand Junction, Colo.
- 3115, Armstrong Atlantic State (7) vs. Georgia (6) (11 inn.), Feb. 24, 2002**
Grayson Stadium, Savannah, Ga.
- 2949, Mesa State (8) vs. Southern Colorado (5), April 9, 2002
Suplizio Field, Grand Junction, Colo.
- 2899, Mesa State (12) vs. Fort Hays State (6), April 20, 2001
Suplizio Field, Grand Junction, Colo.

The Pirates have had three PBC Pitchers of the Year since league play began in '92

2005 DII National Championships

2005 NCAA Division II Regional Recap

Region	Seed	Record	Team	Finish	Final Record
South Atlantic	1	41-14	North Florida	1	45-15
	2	35-20	Kennesaw State	2	37-22
	3	34-14-1	Francis Marion	4	34-16-1
	4	39-17	USC Aiken	3	40-19

Results: May 19: Kennesaw State 7, Francis Marion 5. North Florida 3, USC Aiken 1. **May 20:** USC Aiken 5, Francis Marion 2. Kennesaw State 10, North Florida 9. North Florida 10, USC Aiken 9. **May 21:** North Florida 8, Kennesaw State 3. North Florida 6, Kennesaw State 5. **North Florida advances.**

South	1	43-10	Florida Southern	1	46-10
	2	42-13	Tusculum	3	43-15
	3	38-16	Tampa	2	40-18
	4	37-16	Rollins	4	37-19

Results: May 19: Tusculum 3, Tampa 0. Florida Southern 10, Rollins 1. **May 20:** Tampa 2, Rollins 1. Florida Southern 9, Tusculum 8. Tampa 7, Tusculum 6. **May 21:** Florida Southern 10, Tampa 7. **Florida Southern advances.**

South Central	1	48-8	Delta State	1	51-8
	2	41-14	Abilene Christian	3	42-16
	3	42-13	Central Oklahoma	2	44-15
	4	45-17	West Alabama	4	45-19

Results: May 19: Abilene Christian 12, Central Okla. 11. Delta State 18, West Alabama 4. **May 20:** Central Okla. 5, West Alabama 2. Delta State 17, Abilene Christian 2. Central Okla. 2, Abilene Christian 0. **May 21:** Delta State 9, Central Okla. 1. **Delta State advances.**

North Atlantic	1	39-13	West Virginia State	1	43-14
	2	36-12	West Chester	2	38-14
	3	37-15	Kutztown	3	38-17
	4	31-13	Slippery Rock	4	31-15

Results: May 19: West Chester 9, Kutztown 1. West Virginia State 14, Slippery Rock 3. **May 21:** Kutztown 5, Slippery Rock 4. West Virginia State 3, West Chester 2. West Chester 13, Kutztown 2. **May 22:** West Virginia State 9, West Chester 2. **West Virginia State advances.**

Northeast	1	30-12	Franklin Pierce	2	32-14
	2	28-12	Southern Connecticut St.	1	31-12
	3	25-17	Adelphi	4	25-19
	4	27-18	UMass-Lowell	3	28-20

Results: May 19: Southern Conn. St. 6, Adelphi 1. UMass-Lowell 8, Franklin Pierce 2. **May 20:** Franklin Pierce 12, Adelphi 4. Southern Conn. St. 10, UMass-Lowell 3. Franklin Pierce 16, UMass-Lowell 11. **May 21:** Southern Conn. St. 1, Franklin Pierce 0. **Southern Conn. St. advances.**

North Central	1	41-17	St. Joseph's (Ind.)	3	42-19
	2	42-16	Wisconsin-Parkside	2	44-18
	3	31-14	Grand Valley State	1	34-15
	4	31-15	Wayne State (Mich.)	4	31-17

May 19: Grand Valley State 13, Wisconsin-Parkside 4. St. Joseph's 3, Wayne State 2. **May 20:** Wisconsin-Parkside 5, Wayne State 1. Grand Valley State 4, St. Joseph's 1. Wisconsin-Parkside 12, St. Joseph's 1. **May 21:** Wisconsin-Parkside 6, Grand Valley State 3. Grand Valley State 10, Wisconsin-Parkside 3. **Grand Valley State advances.**

Central	1	52-7	Central Missouri State	1	55-7
	2	44-12	Wayne State (Neb.)	3	45-14
	3	40-17	Nebraska Omaha	2	42-19
	4	41-18	Emporia State	4	41-20

Results: May 19: Wayne State 3, Nebraska Omaha 0. Central Missouri State 8, Emporia State 0. **May 20:** Nebraska Omaha 7, Emporia State 4. Central Missouri State 9, Wayne State 3. Nebraska Omaha 19, Wayne State 3. **May 21:** Central Missouri State 10, Nebraska Omaha 1. **Central Missouri State advances.**

West	1	45-14	Mesa State	3	46-16
	2	39-14-1	Cal State Chico	1	42-14-1
	3	40-13	Western Oregon	2	42-15
	4	38-16	New Mexico Highlands	4	38-18

Results: May 19: Cal State Chico 12, Western Oregon 4. Mesa State 6, New Mexico Highlands 1. **May 20:** Western Oregon 14, New Mexico Highlands 2. Cal State Chico 7, Mesa State 6. Western Oregon 8, Mesa State 1. **May 21:** Cal State Chico 6, Western Oregon 1. **Cal State Chico advances.**



NCAA 2005 Division II Baseball National Championship Results

**Montgomery,
Alabama
May 28-June 4**

**Hosted by
Valdosta State
University**

Saturday, May 28

Delta St. 3, Cal. St. Chico 1
Central Mo. St. 5, Fla. Southern 2

Sunday, May 29

West Va. St. 8, Grand Valley St. 6
North Fla. 7, Southern Conn. St. 1

Monday, May 30

Fla. Southern 4, Cal. St. Chico 0
Grand Valley St. 3, Southern
Conn. St. 2

Central Mo. St. 2, Delta St. 1

Tuesday, May 31

North Fla. 5, West Va. St. 2

Wednesday, June 1

Fla. Southern 6, West Va. St. 5
Grand Valley St. 11, Delta St. 7

Thursday, June 2

Fla. Southern 5, Central Mo. St. 3
North Fla. 2, Grand Valley St. 1

Friday, June 3

Fla. Southern 8, Central Mo. St. 5

**Saturday, June 4
Championship**

Fla. Southern 12, North Fla. 9



The Pirates led the Peach Belt in team ERA and scoring from 1992 to 1994

2005 ABCA Division II All-America Teams



2005 NCAA Division II All-America Teams

Pos.	First Team	Second Team	Third Team
1B	Adam Brechtl Wisconsin-Parkside	Aaron Rice CSU San Bernardino	Jerrod Novotny Alderson-Broaddus
2B	Ryan Taylor West Virginia State	Mike Klug North Alabama	Matt Goyea USC Upstate
3B	Joe Ramos Cal.-State Chico	Garret Olsen Franklin Pierce	Colby Pack SW Minnesota State
SS	Shawn Callahan Central Missouri St.	Mike Deveaux GC & SU	Willie Hinojosa Mesa State
INF	Beau Sullivan Central Oklahoma	Lee Cruz Tampa	Jason Louwsma Florida Gulf Coast
C	Craig Newton Delta State	Jon McDowell West Virginia State	Kevin Gergel Kennesaw State
OF	Casey Smith Erskine College	Brett Donahoo Delta State	Joe Holden Molloy
OF	Trent Pruitt Montevallo	Will Bradley Central Missouri St.	Mickey Nichol Pittsburg State
OF	Sean Van Elderen Mesa State	Kevin Goode West Virginia	Jeff Bieker Fort Hays (KS) State
OF	Brian Chapman Carson Newman	Antonio Sabatini Erskine College	Sadry Cafe North Florida
DH	Jimbo Davis Catawba	Billy Emert CSU San Bernardino	Joe Korneta Winona State
P	Danny Powers Central Missouri St.	Brad Lightsey Delta State	Billy Sittig Stonehill
P	Sergio Romo Mesa State	Mike Stitz St. Joseph's	Matt Keller Kutztown
P	Matt Goyen GC & SU	Brian Baker Columbus State	Troy Cloyd Nebraska-Omaha
RP	Matt Nalutka Armstrong Atlantic	Nick Webber Central Missouri St.	Kyle DeYoung Fla. Southern

DII National Player of the Year: Danny Powers, Central Missouri State

DII National Pitcher of the Year: Danny Powers, Central Missouri State

DII National Position Player of the Year: Shawn Callahan, Central Missouri State

NCAA Division II Region Coaches of the Year

North Atlantic: Cal Bailey, West Virginia State

North Central: Steve Lyon, Grand Valley St.

South Central: Mike Kinnison, Delta State

South: Pete Meyer, Florida Southern

Northeast: Tim Shea, Southern Conn. State

Central: Darin Hendrickson, Central Missouri State

South Atlantic: Dusty Rhodes, North Florida

West: Lindsay Meggs, Cal State Chico

DII National Coach Of The Year: Pete Meyer, Florida Southern

2005 South Atlantic Region Team

First Team

Pos.	Name	School
1B	Marion Knowles	North Florida
2B	Matt Goyea	USC Upstate
3B	Jon Skorupski	North Florida
SS	Mike Deveaux	GC&SU
INF	Daniel Quartararo	USC Aiken
C	Kevin Gergel	Kennesaw State
OF	Casey Smith	Erskine
OF	Sadry Cafe	North Florida
OF	Stephen Worrell	Columbus State
OF	Antonio Sabatini	Erskine
DH	Brennan Grogan	North Florida
P	Matt Goyen	GC&SU
P	Jon Troop	Armstrong Atlantic
P	Brian Baker	Columbus State
P	Lee Tabor	Francis Marion
RP	Matt Nalutka	Armstrong Atlantic

Second Team

Pos.	Name	School
1B	Ben Kershner	Coker
2B	Stephen Nortdon	Mt. Olive
3B	Eric Losten	Coker
SS	Shelton Cisson	Erskine
INF	Adam Pelley	Armstrong Atlantic
C	Robert Davis	USC Aiken
OF	Quentin Davis	Francis Marion
OF	Michael McClain	Pfeiffer
OF	Brandon Sumlin	Augusta State
OF	Tyler Petty	Barton
DH	Josh Carter	Mt. Olive
P	Kyle Aylor	North Florida
P	David Wilson	Lander
P	Justin Staatz	Mt. Olive
P	Steve Dunham	USC Aiken
RP	Josh Papelbon	North Florida

South Atlantic Region Pitcher of the Year

Matt Goyen, Georgia College & State University

South Atlantic Region Player of the Year

Casey Smith, Erskine College

NCAA II Regional Seedings, 1988-1991

1988

South Atlantic

- 1-Armstrong State
- 2-Columbus
- 3-Norfolk State
- 4-Kentucky Wesleyan

South

- 1-Florida Southern
- 2-Tampa

South Central

- 1-Delta State
- 2-Central Missouri
- 3-Troy State
- 4-Jacksonville State

Northeast

- 1-U. Mass.-Lowell
- 2-Quinnipiac
- 3-New Haven
- 4-Mansfield

North Central

- 1-Indiana (PA)
- 2-Mankato State
- 3-St. Joseph's (IN)
- 4-Lewis

West

- 1-Cal. State-Sacramento
- 2-Cal. Poly-Pomona

1989

South Atlantic

- 1-Armstrong State
- 2-Northern Kentucky
- 3-Bellarmine

South

- 1-Florida Southern
- 2-Tampa
- 3-Rollins

South Central

- 1-North Alabama
- 2-Jacksonville State
- 3-Delta State

North Atlantic

- 1-Slippery Rock
- 2-Norfolk State
- 3-Shippensburg

Northeast

- 1-New Haven
- 2-Springfield
- 3-Adelphi

North Central

- 1-Lewis
- 2-Mankato State
- 3-Southern Indiana

Central

- 1-Central Missouri
- 2-SIU-Edwardsville
- 3-N. W. Missouri State

West

- 1-Cal. State-Sacramento
- 2-Cal. Poly-San Luis Obispo
- 3-San Francisco State

1990

South Atlantic

- 1-Armstrong State
- 2-Columbus
- 3-Northern Kentucky

South

- 1-Florida Southern
- 2-Rollins
- 3-Tampa

South Central

- 1-Jacksonville State
- 2-Troy State
- 3-Missouri Southern State

North Atlantic

- 1-Indiana (PA)
- 2-Philadelphia Textile
- 3-Norfolk State

Northeast

- 1-New Haven
- 2-Sacred Heart
- 3-Merimack

North Central

- 1-Lewis
- 2-Mankato State
- 3-Ferris State

Central

- 1-SIU-Edwardsville
- 2-Central Missouri
- 3-South Dakota State

West

- 1-Cal. State-Northridge
- 2-UC-Riverside
- 3-UC-Davis

1991

South Atlantic

- 1-Armstrong State
- 2-Longwood
- 3-North Alabama

South

- 1-Florida Southern
- 2-Tampa
- 3-Florida Tech

South Central

- 1-Delta State
- 2-Jacksonville State
- 3-Troy State

North Atlantic

- 1-Slippery Rock
- 2-Mercyhurst
- 3-Shippensburg

Northeast

- 1-American International
- 2-U. Mass.-Lowell
- 3-Sacred Heart

North Central

- 1-St. Joseph's (IN)
- 2-St. Cloud
- 3-SIU-Edwardsville

Central

- 1-Missouri Southern State
- 2-Central Missouri
- 3-Regis (CO)

West

- 1-Cal. Poly-San Luis Obispo
- 2-Sonoma State
- 3-UC-Riverside

NCAA II Regional Seedings, 1992-1999



1992

South Atlantic

- 1-Armstrong State
- 2-USC Aiken
- 3-Florida Tech

South

- 1-Florida Southern
- 2-Tampa
- 3-Valdosta State

South Central

- 1-Livingston
- 2-North Alabama
- 3-Columbus

North Atlantic

- 1-Mansfield
- 2-Longwood
- 3-Shippensburg

Northeast

- 1-Sacred Heart
- 2-Adelphi
- 3-Springfield

North Central

- 1-Lewis
- 2-Southern Indiana
- 3-South Dakota State

Central

- 1-Missouri Southern State
- 2-SIU-Edwardsville
- 3-Missouri-St. Louis

West

- 1-Cal. Poly-San Luis Obispo
- 2-Sonoma State
- 3-UC-Riverside

1993

South Atlantic

- 1-USC Aiken
- 2-Armstrong State
- 3-Francis Marion

South

- 1-Tampa
- 2-Florida Atlantic
- 3-Rollins

South Central

- 1-North Alabama
- 2-Troy State
- 3-Valdosta State

North Atlantic

- 1-Slippery Rock
- 2-Mansfield
- 3-Longwood

Northeast

- 1-New Haven
- 2-Springfield
- 3-Adelphi

North Central

- 1-Southern Indiana
- 2-South Dakota State
- 3-North Dakota

Central

- 1-Emoria State
- 2-Mesa State
- 3-Missouri-St. Louis

West

- 1-UC-Davis
- 2-Cal. Poly-San Luis Obispo
- 3-Cal. Poly-Pomona

1994

South Atlantic

- 1-Armstrong State
- 2-USC Aiken
- 3-Florida Tech

South

- 1-Florida Southern
- 2-Tampa
- 3-Valdosta State

South Central

- 1-Livingston
- 2-North Alabama
- 3-Columbus

North Atlantic

- 1-Mansfield
- 2-Longwood
- 3-Shippensburg

Northeast

- 1-Sacred Heart
- 2-Adelphi
- 3-Springfield

North Central

- 1-Lewis
- 2-Southern Indiana
- 3-South Dakota State

Central

- 1-Missouri Southern State
- 2-SIU-Edwardsville
- 3-Missouri-St. Louis

West

- 1-Cal. State-San Luis Obispo
- 2-Sonoma State
- 3-UC-Riverside

1995

South Atlantic

- 1-Kennesaw State
- 2-Wingate
- 3-Georgia College

South

- 1-North Florida
- 2-Florida Southern
- 3-Tampa

South Central

- 1-Valdosta State
- 2-Delta State
- 3-North Alabama

North Atlantic

- 1-Mansfield
- 2-Mercyhurst
- 3-Bloomsburg

Northeast

- 1-U. Mass-Lowell
- 2-St. Rose
- 3-New Haven

North Central

- 1-St. Joseph's (IN)
- 2-Ashland (OH)
- 3-Lewis

Central

- 1-Central Missouri
- 2-Missouri Southern
- 3-South Dakota State

West

- 1-UC-Riverside
- 2-San Francisco State
- 3-UC-Davis

1996

South Atlantic

- 1-Kennesaw State
- 2-Columbus State
- 3-Mount Olive

South

- 1-Florida Southern
- 2-Tampa
- 3-St. Leo

South Central

- 1-Delta State
- 2-Abilene Christian
- 3-Wingate

Northeast

- 1-New Haven
- 2-Adelphi
- 3-Merrimack

North Central

- 1-St. Joseph's (IN)
- 2-Mercyhurst
- 3-Lewis

West

- 1-UC Riverside
- 2-Southern Colorado
- 3-Cal. State Chico

Central

- 1-Central Missouri State
- 2-Missouri-St. Louis
- 3-Mankato State

North Atlantic

- 1-Shippensburg
- 2-Slippery Rock
- 3-West Virginia Wesleyan

1997

South Atlantic

- 1-Kennesaw State
- 2-Mount Olive
- 3-Georgia Col.&St.

South

- 1-Tampa
- 2-Florida Southern
- 3-North Florida

South Central

- 1-North Alabama
- 2-Central Oklahoma
- 3-Elon

North Atlantic

- 1-Shepherd
- 2-Mansfield
- 3-Slippery Rock

Northeast

- 1-Adelphi
- 2-St. Rose
- 3-Mass-Lowell

North Central

- 1-Mercyhurst
- 2-SIU-Edwardsville
- 3-Quincy

Central

- 1-Central Missouri State
- 2-Mankato State
- 3-Pittsburg State

West

- 1-Cal. State Chico
- 2-Fort Hays State
- 3-Mesa State

1998

South Atlantic

- 1-Kennesaw State
- 2-Armstrong Atlantic
- 3-Mount Olive
- 4-Columbus State

South

- 1-Tampa
- 2-Presbyterian
- 3-Barry
- 4-Florida Southern

South Central

- 1-West Georgia
- 2-Texas A&M-Kingsville
- 3-Alabama-Huntsville
- 4-Tarleton State

North Atlantic

- 1-Millersville
- 2-Slippery Rock
- 3-West Virginia State
- 4-West Liberty

Northeast

- 1-Mass-Lowell
- 2-Queens
- 3-New Haven
- 4-Bryant

North Central

- 1-SIU-Edwardsville
- 2-Missouri-St. Louis
- 3-Indianapolis
- 4-St. Joseph's

Central

- 1-Central Missouri State
- 2-Winona State
- 3-Northern Colorado
- 4-Pittsburg State

West

- 1-Fort Hays State
- 2-Cal. State LA
- 3-Cal. State Chico
- 4-Sonoma State

1999

South Atlantic

- 1-North Florida
- 2-Mount Olive
- 3-Kennesaw State
- 4-Armstrong Atlantic

South

- 1-Florida Southern
- 2-Carson-Newman
- 3-Saint Leo
- 4-Savannah State

South Central

- 1-North Alabama
- 2-SE Oklahoma State
- 3-Delta State
- 4-Alabama-Huntsville

North Atlantic

- 1-Kutztown
- 2-West Virginia State
- 3-Slippery Rock
- 4-Shippensburg

Northeast

- 1-Mass-Lowell
- 2-Concordia
- 3-Adelphi
- 4-Merrimack

North Central

- 1-Quincy
- 2-Ashland
- 3-Indianapolis
- 4-St. Joseph's

Central

- 1-Central Missouri State
- 2-Minnesota State Mankato
- 3-Pittsburg State
- 4-Rockhurst

West

- 1-Mesa State
- 2-Sonoma State
- 3-Cal. State Chico
- 4-Fort Hays State



NCAA II Regional Seedings, 2000-2004

2000

South Atlantic

- 1-North Florida
- 2-Mount Olive
- 3-GC&SU
- 4-Kennesaw State

South

- 1-Tampa
- 2-Florida Southern
- 3-Gardner-Webb
- 4-Saint Leo

South Central

- 1-Abilene Christian
- 2-Delta State
- 3-SE Oklahoma State
- 4-Alabama-Huntsville

North Atlantic

- 1-West Virginia State
- 2-Shippensburg
- 3-Millersville
- 4-Slippery Rock

Northeast

- 1-Mass-Lowell
- 2-Stonehill
- 3-Concordia
- 4-Saint Rose

North Central

- 1-Mercyhurst
- 2-Saginaw Valley State
- 3-Ashland
- 4-Indianapolis

Central

- 1-Central Missouri State
- 2-Rockhurst
- 3-Winona State
- 4-Minnesota State Mankato

West

- 1-Cal. State Chico
- 2-Fort Hays State
- 3-Grand Canyon

2001

South Atlantic

- 1-North Florida
- 2-Kennesaw State
- 3-GC&SU
- 4-Belmont Abbey

South

- 1-Tampa
- 2-Lenoir-Rhyne
- 3-Wingate
- 4-Saint Leo

South Central

- 1-Abilene Christian
- 2-Delta State
- 3-Central Oklahoma
- 4-Alabama-Huntsville

North Atlantic

- 1-Kutztown
- 2-Slippery Rock
- 3-West Virginia State
- 4-Concord

Northeast

- 1-Mass-Lowell
- 2-New Haven
- 3-Concordia
- 4-Southern Conn. State

North Central

- 1-Indianapolis
- 2-Saginaw Valley State
- 3-SIU Edwardsville
- 4-Ashland

Central

- 1-Central Missouri State
- 2-Wayne State
- 3-Minnesota State Mankato
- 4-Missouri Southern State

West

- 1-Sonoma State
- 2-St. Mary's
- 3-Southern Colorado

2002

South Atlantic

- 1-Kennesaw State
- 2-North Florida
- 3-Columbus State
- 4-GC&SU

South

- 1-Tampa
- 2-Florida Southern
- 3-Carson-Newman
- 4-Rollins

South Central

- 1-Abilene Christian
- 2-Delta State
- 3-Central Oklahoma
- 4-Valdosta State

North Atlantic

- 1-West Virginia State
- 2-Shepherd
- 3-Kutztown
- 4-Mansfield

Northeast

- 1-Concordia
- 2-Mass-Lowell
- 3-Bryant
- 4-Dowling

North Central

- 1-Ashland
- 2-Northern Kentucky
- 3-Saginaw Valley State
- 4-Grand Valley State

Central

- 1-Central Missouri State
- 2-Nebraska-Omaha
- 3-Minnesota State Mankato
- 4-Pittsburg State

West

- 1-Cal State Chico
- 2-Southern Colorado
- 3-Mesa State
- 4-Grand Canyon

2003

South Atlantic

- 1-North Florida
- 2-Armstrong Atlantic
- 3-Kennesaw State
- 4-Francis Marion

South

- 1-Florida Southern
- 2-Tampa
- 3-Presbyterian
- 4-Tusculum

South Central

- 1-Delta State
- 2-Central Oklahoma
- 3-Abilene Christian
- 4-SE Oklahoma State

North Atlantic

- 1-Slippery Rock
- 2-West Chester
- 3-Shippensburg
- 4-Kutztown

Northeast

- 1-Mass-Lowell
- 2-Dowling
- 3-Franklin Pierce
- 4-New Haven

North Central

- 1-Missouri-St. Louis
- 2-Grand Valley State
- 3-Indianapolis
- 4-Ashland

Central

- 1-Central Missouri State
- 2-Rockhurst
- 3-Western Missouri State
- 4-Minnesota-Duluth

West

- 1-Sonoma State
- 2-Fort Hays State
- 3-Western Oregon
- 4-UC Davis

2004

South Atlantic

- 1-North Florida
- 2-Pfeiffer
- 3-Columbus State
- 4-Augusta State

South

- 1-Rollins
- 2-Tampa
- 3-Florida Southern
- 4-Catawba

South Central

- 1-Delta State
- 2-St. Mary's (Texas)
- 3-Southern Arkansas
- 4-Incarnate Word

North Atlantic

- 1-Shippensburg
- 2-West Virginia State
- 3-Kutztown
- 4-West Chester

Northeast

- 1-Bryant
- 2-Caldwell
- 3-Saint Anselm
- 4-Dowling

North Central

- 1-Ashland
- 2-Grand Valley State
- 3-Wisconsin-Parkside
- 4-Northern Kentucky

Central

- 1-Central Missouri State
- 2-Wayne State (Neb.)
- 3-Emporia State
- 4-North Dakota

West

- 1-Colorado State-Pueblo
- 2-Cal State Chico
- 3-Mesa State
- 4-Sonoma State

2005

South Atlantic

- 1-North Florida
- 2-Kennesaw State
- 3-Francis Marion
- 4-USC Aiken

South

- 1-Florida Southern
- 2-Tusculum
- 3-Tampa
- 4-Rollins

South Central

- 1-Delta State
- 2-Abilene Christian
- 3-Central Oklahoma
- 4-West Alabama

North Atlantic

- 1-West Virginia State
- 2-West Chester
- 3-Kutztown
- 4-Slippery Rock

Northeast

- 1-Franklin Pierce
- 2-Southern Conn. State
- 3-Adelphi
- 4-UMass-Lowell

North Central

- 1-St. Joseph's (Ind.)
- 2-Wisconsin-Parkside
- 3-Grand Valley State
- 4-Wayne State (Mich.)

Central

- 1-Central Missouri State
- 2-Wayne State (Neb.)
- 3-Nebraska-Omaha
- 4-Emporia State

West

- 1-Mesa State
- 2-Cal State Chico
- 3-Western Oregon
- 4-New Mexico Highlands



Chris Webb transferred from UGA to pitch in 2005 for the Pirates and struck out 82 batters in 82.1 innings, going 6-5 with a 4.81 ERA.

Winningest DII Teams (Since 1983)



Wins (1983-2005)

1. Florida Southern	1033
2. Armstrong Atlantic State	943
3. Delta State	905
4. Southeastern Oklahoma St.	893
5. Tampa	876
6. Central Missouri State	868
7. * Kennesaw State	848
8. USC Aiken	846
9. Southern Arkansas	839
10. Georgia College & State	838
11. North Alabama	825
12. Columbus State	798
13. Grand Canyon	788
14. Lewis	777
15. Emporia State	769
16. Fort Hays State	768
* North Florida	768
18. SIU-Edwardsville	733
19. Valdosta State	731
Montevallo	731

Regional Appearances (1988-2004)

Tampa	17
Central Missouri State	16
Florida Southern	16
Delta State	13
Slippery Rock	11
U. Mass.-Lowell	11
Armstrong Atlantic State	10
New Haven	10
* Kennesaw State	10
* North Florida	10
Minnesota State Mankato	9
Shippensburg	9
Cal State Chico	8
Ashland	7
Columbus State	7
Lewis	7
Mansfield	7
North Alabama	7
St. Joseph's (Ind.)	7
Sonoma State	7
SIU-Edwardsville	7
Abilene Christian	6
Adelphi	6
Central Oklahoma	6
Grand Valley State	6
Kutztown	6
Mercyhurst	6
Mesa State	6
Rollins	6
West Virginia State	6
* UC Riverside	6
Colorado State-Pueblo	5
Fort Hays State	5
Georgia College & State	5
Indianapolis	5
Missouri St. Louis	5
Missouri Southern State	5

Mount Olive	5
* South Dakota State	5
* UC Davis	5
Alabama-Huntsville	4
Pittsburg State	4
Springfield	4
Southern Indiana	4
Saint Leo	4
St. Rose	4
Valdosta State	4
Wingate	4
* Troy State	4
* Jacksonville State	4
* Cal Poly SLO	4

Region Top Seeds (1988-2005)

Central Missouri State	13
Florida Southern	10
Delta State	7
U. Mass.-Lowell	7
* North Florida	7
Tampa	6
Armstrong Atlantic State	5
* Kennesaw State	4
Lewis	4
North Alabama	4
New Haven	4
St. Joseph's (Ind.)	4
Slippery Rock	4
Abilene Christian	3
Cal State Chico	3
Mansfield	3
Ashland	2
Columbus State	2
Indiana (Pa.)	2
Kutztown	2
Mercyhurst	2
Missouri Southern State	2

Shippensburg	2
SIU-Edwardsville	2
Sonoma State	2
West Virginia State	2
* Cal Poly SLO	2
* Sacramento State	2
* UC Davis	2
* UC Riverside	2

Series Appearances (1988-2005)

Central Missouri State	12
Tampa	8
CS Chico	6
Delta State	6
Florida Southern	6
* Kennesaw State	5
Lewis	5
New Haven	5
Adelphi	4
SIU-Edwardsville	4
Slippery Rock	4
* Jacksonville State	4
Armstrong Atlantic State	3
Ashland	3
Columbus State	3
Grand Valley State	3
Kutztown	3
Mansfield	3
St. Joseph's	3
* Cal Poly SLO	3
* North Florida	3
U. Mass.-Lowell	2
Missouri Southern	2
Missouri St. Louis	2
Rollins	2
Shippensburg	2
West Virginia State	2
* UC Davis	2
* UC Riverside	2

*** Denotes School Is Now Classified As NCAA Division I**



The 1989 squad was the No. 1 seed in the South Region and advanced to the DII College World Series.



ASU Teams In DII National Statistics

ASU Rankings In DII National Statistics (from 1988)

Batting

Year	Rank	Hits	At Bats	Avg.
1989	21st	654 (1st)	2035	.321
1990	4th	700 (2nd)	1956	.358
1992	27th	602 (3rd)	1906	.316
1993	4th	666 (2nd)	1971	.338
2001	17th	615 (14th)	1787	.344
2002	17th	641 (13th)	1890	.339

Pitching

Year	Rank	G	IP	ER	ERA
1988	6th	54	477.2 (4th)	189	3.56
1989	3rd	60	514.2 (3rd)	168	2.94
1990	4th	56	490.2 (2nd)	157	2.88
1991	2nd	57	496.0 (2nd)	144	2.61
1992	1st	59	495.1 (3rd)	128	2.33
1993	2nd	59	502.0 (3rd)	150	2.69
1994	10th	66	567.2 (1st)	212	3.36
1995	17th	50	419.1 (20th)	159	3.41
1996	10th	54	511.0 (4th)	163	3.16
1998	8th	59	491.0 (4th)	226	4.14
1999	9th	56	469.2 (5th)	183	3.51
2000	17th	54	465.2 (10th)	199	3.85
2001	29th	53	442.2 (15th)	214	4.35
2002	20th	55	470.2 (13th)	195	3.73
2003	2nd	51	431.1 (20th)	130	2.71
2004	14th	56	477.0 (12th)	186	3.51
2005	30th	50	422.1 (32nd)	177	3.77

Fielding

Year	Rank	PO	Assists	Errors	Pct.
1989	6th	1544	794	89	.963
1990	16th	1472	710	91	.960
1991	3rd	1488	705	78	.966
1992	4th	1486	627	79	.964
1993	10th	1506	721	92	.960
1994	28th	1703	711	118	.953
1997	6th	1444	639	85	.961
1998	22nd	1473	593	88	.959
1999	8th	1409	558	74	.964
2000	19th	1397	553	81	.960
2002	28th	1412	540	86	.958
2003	15th	1294	539	69	.964

Scoring

Year	Rank	G	Runs	RPG
1988	1st	54	553 (2nd)	10.24
1989	2nd	60	541 (1st)	9.02
1990	1st	56	544 (1st)	9.71
1992	5th	59	502 (2nd)	8.51
1993	1st	59	565 (1st)	9.58
1994	14th	66	571 (3rd)	8.65
2002	39th	55	415 (23rd)	7.50

Slugging Percentage

Year	Rank	G	AB	TB	Slg. Pct.
1990	5th	56	1956	1074 (1st)	.549
1992	10th	59	1906	967 (2nd)	.507
1993	4th	59	1971	1034 (2nd)	.525
1994	25th	66	2198	1071 (4th)	.487
2002	41st	55	1890	930 (13th)	.492

Doubles

Year	Rank	G	2B	Avg.
1990	1st	56	140 (1st)	2.50
1992	2nd	59	140 (1st)	2.37
1993	7th	59	136 (1st)	2.31
1994	NR	66	123 (5th)	1.86
2000	t30th	54	115 (19th)	2.13

Triples

Year	Rank	G	3B	Avg.
1990	4th	56	39 (1st)	0.70
1991	23rd	57	19 (10th)	0.33
1992	NR	59	18 (19th)	0.31
1993	31st	59	20 (6th)	0.34
1994	9th	66	38 (2nd)	0.58

Home Runs

Year	Rank	G	HR	Avg.
1992	6th	59	63 (5th)	1.07
1993	10th	59	64 (3rd)	1.08
1994	NR	66	55 (12th)	0.83
2002	43rd	55	52 (30th)	0.95

Stolen Bases

Year	Rank	G	SB-SBA	Avg.
1990	16th	56	125-160 (8th)	2.23
1991	18th	57	124-153 (6th)	2.18
1992	13th	59	142-169 (4th)	2.41
1993	NR	59	106-125 (13th)	1.80
1994	22nd	66	149-185 (10th)	2.26
2000	25th	54	110-138 (20th)	2.04

Double Plays

Year	Rank	G	DP	Avg.
1990	22nd	56	45 (10th)	0.80
1993	21st	59	51 (7th)	0.86
1994	13th	66	65 (1st)	0.98
1997	9th	58	63 (4th)	1.09
2000	28th	54	48 (t21st)	0.89
2002	45th	55	45 (24th)	0.82

Won-Loss Percentage

Year	Rank	W-L	Pct.
1988	5th	42-13	.764
1989	7th	43-17	.717
1990	2nd	47- 9	.839
1991	26th	36-21	.632
1992	5th	45-13	.771
1993	1st	45-13	.771
1994	11th	50-15	.765
1999	13th	42-14	.750
2000	31st	37-17	.685
2001	18th	38-15	.717
2003	18th	36-15	.706
2005	24th	34-16	.680

Wins

Year	Rank	Wins
1988	5th	42
1989	3rd	43
1990	3rd	47
1991	5th	36
1992	2nd	45
1993	1st	45
1994	3rd	50
1998	14th	38
1999	11th	42
2000	23rd	37
2001	19th	38
2003	t22nd	36
2005	t25th	36

ASU as NCAA II National Statistical Leaders:

- 1980 - Earned Run Average (2.23)
- 1988 - Final National Poll Ranking
- 1989 - Final National Poll Ranking
- 1989 - Most Runs (541)
- 1989 - Most Hits (654)
- 1990 - Runs, Average (9.71)
- 1990 - Most Runs (544)
- 1990 - Doubles, Average (2.50)
- 1990 - Most Doubles (140)
- 1990 - Most Triples (39)
- 1990 - Most Total Bases (1,074)
- 1992 - Most Doubles (140)
- 1992 - Earned Run Average (2.33)
- 1993 - Most Runs (565)
- 1993 - Runs, Average (9.58)
- 1994 - Most Double Plays (65)
- 2002 - Total Attendance (14,516)



AASU Players In DII National Statistics



Hitting

Batting

Year	Rank	Player	AB-Hits	Avg.
1990	33rd	Marv Ellis	79-195 (15th)	.405
1990	37th	Chad Armstrong	97-241 (4th)	.4025
1990	41st	Steve Russell	92-229 (15th)	.4017
1992	10th	Roman Miestowski	101-227 (2nd)	.445
2002	61st	David Harriman	94-228 (t6th)	.412

Runs Batted In

Year	Rank	Player	G	RBI	Avg.
1988	2nd	Mike Mitchener	53	82 (1st)	1.55
1992	3rd	Eric Chavez	59	82 (3rd)	1.39
1993	13th	John Booker	58	69 (3rd)	1.19
1993	16th	Chris Milisits	58	67 (4th)	1.16
1994	9th	Tony Kunka	65	86 (4th)	1.32
2002	22nd	David Harriman	55	69 (t11th)	1.25

Home Runs

Year	Rank	Player	G	HR	Avg.
1988	12th	Mike Mitchener	53	16 (8th)	0.30
1992	3rd	Eric Chavez	59	21 (1st)	0.36
1993	26th	John Booker	58	15 (10th)	0.26
1994	NR	Tony Kunka	65	15 (9th)	0.23
1999	18th	Travis Oglesby	56	19 (t10th)	0.34

Triples

Year	Rank	Player	G	3B	Avg.
1988	14th	Mike Mitchener	53	7 (7th)	0.13
1989	12th	Chad Armstrong	58	6 (7th)	0.10
1989	12th	Brad Squibb	58	6 (7th)	0.10
1990	6th	Chad Armstrong	56	9 (3rd)	0.16
1990	10th	Brad Squibb	56	8 (5th)	0.14
2002	32nd	Chris Boaen	55	6 (t15th)	0.11

Doubles

Year	Rank	Player	G	2B	Avg.
1993	24th	Chris Milisits	58	22 (2nd)	0.38

Runs

Year	Rank	Player	G	R	Avg.
1990	3rd	Chad Armstrong	56	77 (2nd)	1.38
1990	4th	Brad Squibb	56	75 (4th)	1.34
1992	14th	Roman Miestowski	58	72 (4th)	1.24
1993	9th	Steve Young	58	72 (1st)	1.24
1993	18th	Jay Sheppard	59	69 (2nd)	1.17

Walks

Year	Rank	Player	G	BB	Avg.
1990	8th	Jeff Hanna	50	43 (9th)	0.86
1990	9th	Brad Squibb	56	48 (3rd)	0.86
1990	18th	Chad Armstrong	56	44 (8th)	0.79
1993	5th	Steve Young	58	63 (1st)	1.09
1993	8th	John Booker	58	55 (3rd)	0.95
1994	9th	Deron Spink	65	61 (1st)	0.94
1994	20th	Tony Kunka	65	55 (2nd)	0.85
1995	20th	Mark Todd	50	45 (11th)	0.90
1999	18th	Travis Oglesby	56	48 (t8th)	0.86
2003	20th	Stacy Bennett	51	38 (t15th)	0.75

Slugging Percentage

Year	Rank	Player	AB	TB	Pct.
1992	11th	Eric Chavez	217	167 (2nd)	.770

Stolen Bases

Year	Rank	Player	G	SB	Avg.
1988	9th	Calvain Culberson	54	42 (3rd)	0.78
1989	25th	Danny Moore	57	29 (13th)	0.51

Pitching

Earned Run Average

Year	Rank	Player	IP	ER	ERA
1989	4th	Chuck Thompson	89.2	18	1.81
1989	16th	Mike Ewing	52.0	13	2.25
1989	22nd	Bill Schmidt	41.1	11	2.40
1990	27th	Paul Krafft	80.2	22	2.45
1991	2nd	Bill Schmidt	60.1	9	1.34
1991	21st	Mark Ewing	76.1	18	2.12
1992	3rd	Daryle Gavlick	100.0	13	1.17
1992	29th	Craig Bradshaw	63.2	16	2.26
1993	8th	Darryl Boyd	80.1	16	1.79
1993	36th	Gregg Thomas	91.1	27	2.66
1993	49th	Larry Vrtiska	63.1	20	2.84
1994	43rd	Clint Brooks	86.0	26	2.72
1995	39th	Doug Louthan	62.2	17	2.44
1996	3rd	Jeff Agard	78.0	9	1.04
1998	7th	Jeremy Wedel	114.0	26	2.05
2002	63rd	Mike Roga	105.0	35	3.00
2003	51st	Curtis Morrison	82.2	24	2.61

Strikeouts per 9 innings

Year	Rank	Player	IP	K's	Avg
1989	10th	Bill Schmidt	41.1	48	10.5
1989	14th	Mike Ewing	52.0	54	9.3
1990	15th	Rick Sawyer	71.1	76	9.6
1991	15th	Craig Bradshaw	77.2	82	9.5
1992	6th	Daryle Gavlick	100.0	124 (1st)	11.2
1993	13th	Darryl Boyd	80.1	88	9.9
1998	xxx	Jeremy Wedel	114.0	116 (4th)	xxx
2003	19th	Curtis Morrison	82.2	94	10.2
2005	23rd	Chase Leatherwood	93.0	102	9.9

Wins

Year	Rank	Player	W-L
1988	4th	Bill Gearhart	12-3
1990	17th	Paul Krafft	10-1
1992	5th	Daryle Gavlick	11-1
1992	16th	Craig Bradshaw	9-1
1994	10th	Larry Vrtiska	11-2
1998	14th	Jeremy Wedel	10-2
1999	t10th	Adam Bernero	11-3
2000	t21st	Jason Ackley	10-2
2002	t22nd	Mike Roga	10-4
2003	t3rd	Jon Dobyns	12-2
2003	t11th	Jeremy Olson	10-4
2005	t6th	Jon Troop	11-5

Saves

Year	Rank	Player	Saves
1990	4th	Mike Ewing	8
1991	7th	Bill Schmidt	7
1991	17th	Jon Boothe	5
1991	17th	Bret Donovan	5
1992	2nd	Russell Williams	8
1992	9th	Biddy Garza	6
1994	5th	Scot Donovan	8
1995	9th	Doug Louthan	8
1999	t3rd	Chris Humrich	10
2002	t33rd	Zach Shelnett	6
2005	t6th	Matt Nalutka	12

Pirates as NCAA II National Statistical Leaders:

- 1986 - Charlie Broad, 26 2B (yr)
- 1992 - Daryle Gavlick, 124 strikeouts (yr)
- 1993 - Steve Young, 72 runs (yr)
- 1993 - Steve Young, 63 walks (yr)
- 1994 - Deron Spink, 61 walks (yr)
- 1994 - Deron Spink, 30 hbp (yr)
- 2002 - David Harriman, 41-game hit streak (yr)



Chad Armstrong (2000)
Two-time All-America in 1989 and 1990, Chad led the Pirates to two No. 1 rankings. The epitome of a leadoff hitter, Armstrong reached base in all 56 games the Pirates played in 1990.



Charlie Broad (1995)
The first player to have his number retired (#13), Charlie concluded a four-year career in 1987 with 25 school records and still is the Pirates' all-time leader in career hits, runs scored and runs batted in.

Tommy Bumgardner (1999)

AASU's all-time leader in innings pitched, Tommy's 11 career shutouts are still the second most in NCAA Division II history. AASU's second baseball All-America honoree, Tommy pitched from 1973-76.



Tommy & Bobby Cannon (2000)



Two-sport stars (basketball) for the Pirates in 1966 and 1967, Tommy and Bobby were each All-Conference honorees in 1967.



Chuck Christopher (2002)
AASU's all-time strikeout leader, Christopher pitched from 1985-1987, facing primarily Division I competition, and compiled a 27-9 career record. He still holds eight current AASU pitching records.



Bill Gearhart (1997)
The only AASU player to be drafted twice, Bill pitched for the Pirates in 1987 and 1988, compiling a 22-3 career record. He was the Big South Conference's Pitcher of the year in 1987 when he went 10-0.

Dana Harding (2001)

The Pirates' most decorated power hitter, Dana played in 1987 and 1988 and still holds the AASU record for most home runs in a career (39) and season (28). DII All-America honoree in 1988.




Mark Mamalakis (2001)

A 16-year-old freshman in 1970, Mark played four years for the Pirates and was the team MVP in 1971 and an NAIA All-District player in 1973. He still holds the record for steals in one game (7).



Steve McNeill (1998)
AASU's first All-America baseball player, Steve earned honorable mention All-America honors in 1973 and still holds the school record for best batting average in a single season (.451, 1972).



Mike Mitchener (1996)
The highest draft pick ever in AASU history, Mitchener left the Pirates as a junior in 1988 after being taken in the third round by the Chicago White Sox. First-team DII All-America honoree in 1988 and his #25 was retired in 2004.

Danny Sims (1995)

Two-sport star and President's Cup winner as a senior in 1968, leading the Pirates in hitting (.322). Danny played basketball and baseball while AASU made the transition from junior college to four-year school.



Dr. Roy Sims (1996)

Long-time coach and administrator for Armstrong, Dr. Sims coached the baseball team from the late 50s to 1967, then served as the Athletic Director twice, from 1955-67 and 1977-86.



Brad Squibb (2004)
Two-time All-America first baseman for the Pirates in 1989-90, Squibb helped the Pirates to two World Series appearances and still holds the NCAA record for total bases in a postseason game (15).



Tony Yeomans (2003)
A four-year standout for the Pirates from 1981-84, Yeomans was a career .325 hitter who still holds six hitting records at AASU, including most games played and at-bats.

Adam Bernero: AASU's First Major Leaguer



Adam Bernero will face a similar situation this spring when he reports to the Kansas City Royals for spring training in February.

After all, it was one year ago that Bernero was a non-roster invitee trying to crack the deep staff of the 13-time NL East champion Atlanta Braves. One of the longest shots to make the opening day roster, Bernero impressed manager Bobby Cox enough to win that spot on the roster and Bernero was an important part of the bullpen in helping the Braves to their 14th

consecutive NL East championship. Adam finished the season appearing in 36 games and tying a career high with four wins.

This year, Bernero finds himself in the mix for a possible starting spot in Kansas City, as well as being reunited with pitching coach Bob McClure, who coached Bernero while the hurler was at triple-A in the Colorado Rockies organization.

Bernero's meteoric rise to the majors took just 14 months after signing with Detroit following the 1999 NCAA DII Regional in Jacksonville.

His major league debut came on August 1, 2000, as he pitched 5.2 innings at Anaheim, in front of dozens of friends and family for the San Jose, Calif., native. Bernero held the Angels to five hits and two runs while striking out five, including the game's leadoff hitter, Darin Erstad. Adam made four starts for the Tigers and pitched in 12 games overall in 2000, then after spending most of the 2001 season in AAA Toledo following a shoulder injury, Bernero made it back into the bigs for five games of action in September.

Bernero has continued the AASU tradition of



Adam Bernero was the only non-roster invitee to make the 2005 Atlanta Braves pitching staff out of spring training. The reliever immediately impressed, going 2-0 with a 2.08 ERA in the first month of action in 10 appearances for Atlanta.

success in the professional ranks, including 30 players advancing to the next level of baseball in the past eight seasons.

From 1999 through 2003, Bernero pitched in the major leagues with the Detroit Tigers. The 2003 season saw Bernero begin the year in the starting rotation, where he made 17 starts before the All-Star break, going 1-12 with a 6.08 ERA, but receiving the worst run support in the majors, getting only 2.50 runs per game. At the break, he was traded straight up for Ben

Petrick, a catcher-outfielder for Colorado, and pitched in 31 games out of the bullpen, going 0-2 with a 5.23 ERA and giving up just 33 hits in 32.2 innings pitched.

Adam pitched in 16 games for Colorado in 2004, then signed as a free agent with Atlanta before the 2005 season. Kansas City will be the fourth organization that Bernero has been a part of since leaving AASU in 1999.



Adam Bernero's Career Major League Statistics

Year	GP-GS	W-L	Svs	CG	IP	H	R	ER	BB	SO	ERA
2000	12-4	0-1	0	0	34.1	33	18	16	13	20	4.19
2001	5-0	0-0	0	0	12.1	13	13	10	4	8	7.30
2002	28-11	4-7	0	0	101.2	128	74	70	31	69	6.20
2003	49-17	1-14	0	0	133.1	137	90	80	54	80	5.87
2004	16-2	1-1	0	0	32.3	36	20	20	17	21	5.57
2005	36-0	4-3	0	0	47.0	61	35	34	12	37	6.51
6 Years	146-34	10-26	0	0	361.0	408	250	237	119	198	5.82

Of the 1999 professional signees, Bernero was the second quickest to the Majors

Pirates Who Have Signed Professional Contracts

- Still Active

! - Reached Major Leagues

1982 Warren Bachmann	Drafted by Atlanta	1997 Scott Harrell	Signed by Cincinnati
1983 Keith Jones	Signed by Atlanta	1998 Doug Sessions #	Drafted by Houston
1984 Mike Smiciklas	Signed by Atlanta	Jeremy Wedel	Drafted by Philadelphia
1985 J.D. Scott	Signed by St. Louis	Mark Copeland	Signed, Independent
1986 Mickey Peyton	Drafted by Pittsburgh	1999 Travis Oglesby #	Drafted by Arizona
Jim Falzone	Drafted by Milwaukee	Chris Humrich	Drafted by Montreal
1987 Bill Gearhart	Drafted by San Francisco	Adam Bernero # !	Signed by Detroit
1988 Calvin Culberson	Drafted by Atlanta	Quinn Uzelman	Signed, Independent
Bill Gearhart	Drafted by Houston	2000 Kevin Bullard	Signed by Arizona
Mike Mitchener	Drafted by Chicago (AL)	Jason Olson #	Drafted by Los Angeles
1989 Mark Wagenhauser	Signed by Pittsburgh	Jimmy LaRose	Signed, Independent
1990 Larry Owens	Drafted by Atlanta	Ray Castillo	Signed, Independent
Jeff Pasquale	Signed by St. Louis	2001 Bryan Beckmann	Signed, Independent
Rick Sawyer	Signed by Cleveland	Haydn Chinn	Signed, Independent
Steve Russell	Signed, Independent	Ross Koenig	Signed by Detroit
Darren Lynam	Signed, Independent	Simon Stoner	Signed, Independent
1991 Brett Donovan	Signed by Boston	2002 Brian Allen #	Signed, Tampa Bay
John Crowther	Drafted by Toronto	David Harriman	Drafted by Oakland
1992 Eric Chavez	Signed by Baltimore	Mick Jordan	Drafted by Los Angeles
Daryle Gavlick	Drafted by Chicago (NL)	Kirk Nordness	Drafted by Oakland
Craig Bradshaw	Signed by Atlanta	Mike Roga	Drafted by Toronto
1993 John Booker	Signed, Independent	2003 Josh Allan	Signed, Florida
Chris DeClue	Signed, Independent	Stacy Bennett	Drafted by NY Mets
1994 Matt Chambers	Signed, Independent	Andrew Graham #	Drafted by Detroit
Scott Donovan	Drafted by Cleveland	2004 Marcus Barriger #	Drafted, Tampa Bay
Scott DeHaven	Signed, Independent	Jon Dobyns	Signed, Tampa Bay
Tony Kunka	Signed, Independent	Zach Shelnett	Signed, Independent
Chris Tidwell	Signed, Independent	Josh Tallent #	Signed, Philadelphia
1995 Richard Ernst	Signed by Texas	2005 Jon Troop #	Signed, Independent
Mike Hopper	Signed, Independent	Chris Webb #	Signed, Independent
Sam DeAlba	Signed, Independent	Rob Recuenco #	Signed, Independent
Doug Louthan	Signed, Independent	Leon Boyd #	Signed, Independent
1996 Kenny Hook	Signed, Independent		
Michael Kleinpeter	Signed, Independent		



Calvin Culberson

Doug Sessions



Dustin McGowan

Savannah and Tybee Island



Historic Savannah, Georgia, is located on the Atlantic Coast, at the confluence of the Savannah River and the Atlantic Ocean. Throughout its history, there has been one adjective consistently used to describe Savannah: beautiful.

The reason? There's something about the unique beauty of Savannah that cannot be forgotten. Streets with canopies of moss-laden trees are honored venues for scores of historic homes. The town squares that Savannah's founding father, James Oglethorpe, laid out as public meeting places are now treasured "pocket parks" located throughout the downtown area.

A renovated waterfront area serves as the hub for shopping and entertainment. Nearby sandy beaches draw streams of visitors with persistent cool breezes and the endless lure of the rolling sea. Finally, there's an indescribable - but readily discernible - feeling in the air that pervades Savannah, a kind of "laid back" approach to the world, a "rootedness" that makes living or working in Savannah an experience second to none.

By way of affirmation, *Le Monde*, the leading French newspaper, called Savannah "the most beautiful city in North America."

Savannah has recently captured the imagination of a nation through its history and its appearance in several feature films, including "Glory," "Forrest Gump," "Something to Talk About," "Gator," "Midnight In The Garden of Good and Evil," "The General's Daughter," and "Forces of Nature." Also, Savannah hosted the yachting events of the 1996 Summer Olympics. As a result, tourism has become one of the leading industries in the area.

Savannah hosts over six million tourists each year. Tourism impacts the Savannah area by over \$634 million. The city boasts over 7,000 rooms and more than 100 restaurants as folks have learned that Savannah is more than just a



convenient rest stop on the interstate to Florida.

The climate of Savannah features warm, and sometimes hot, weather for most of the year. There are seven months in which the average temperature is 70 degrees or higher. The lowest average high is in January at 60.3 degrees.


The population in Savannah is roughly 130,000 and Chatham County is the fifth most populous county in the state of Georgia.

Savannah also sits centrally located to some of the southeast's finest beaches. Tybee Island, located less than 30 minutes from Armstrong Atlantic State's campus, offers six miles of unspoiled sands, tempting seafood and gracious accommodations. Resort areas such as Hilton Head, South Carolina, are less than one hour away and provide even more relaxing getaway options.


Whether it's the lure of historical settings, the friendliness of a southern community or the beautiful climate of southeast Georgia, Savannah is the place for you.



All-American Honor Roll




Mike Mitchener
1988-1st Team-DH



Bill Gearhart
1988-1st Team-P




Dana Harding
1988-3rd Team-3B



Calvin Culberson
1988-HM-OF



Chad Armstrong
1989-1st Team-OF




John Middlebrooks
1989-HM-C



Steve Russell
1989-HM-2B



Brad Squibb
1989-HM-1B



Chuck Thompson
1989-HM-P



Chad Armstrong
1990-2nd Team-OF




Paul Krafft
1990-3rd Team-P




Steve Russell
1990-3rd Team-2B




Brad Squibb
1990-3rd Team-1B



John Middlebrooks
1990-HM-3B




Larry Owens
1990-HM-P




Eric Chavez
1991-3rd Team-3B




Bret Donovan
1991-HM-P



Pete Richter
1991-HM-OF




Bill Schmidt
1991-HM-P



Eric Chavez
1992-1st Team-3B

All-American Honor Roll



Daryle Gavlick
1992-1st Team-P




Roman Miestowski
1992-1st Team-1B




Steve Young
1992-2nd Team-OF



Chris Milisits
1993-2nd Team-C




Scott DeHaven
1993-3rd Team-OF




John Booker
1993-3rd Team-1B




Steve Young
1993-HM-OF



Daryll Boyd
1993-HM-P




Larry Vrtiska
1993-HM-P




Dave McLaughlin
1994-1st Team-OF



Tony Kunka
1994-3rd Team-OF



Chris Tidwell
1994-HM-P




Doug Louthan
1995-HM-P




Jeff Agard
1996-HM-P




Jeremy Wedel
1998-3rd-P




David Harriman
2002-1st-C



Jon Dobyms
2003-1st-P



Matt Nalutka
2005-1st-RP



Jon Troop
2005-HM-P

2006 AASU Non-Conference Opponents

Barry



Sat., Feb. 4 2:00 p.m.

Head Coach Marc Pavao is in his first year after serving seven years as recruiting coordinator

Location: Miami Shores, FL
Enrollment: 8,469
Nickname: Buccaneers
Colors: Red, Black & Silver
2005 Record: 34-21
Sunshine State: 12-12 / 6th
Head Coach: Marc Pavao
Phone: (305) 899-3558
SID: Dennis Jezek, Jr.
Phone: (305) 899-3897
Fax: (305) 899-3556
Web: www.gobarrybucs.com

Barton



Thurs., Apr. 6 5:00 p.m.
 (@ Pembroke, N.C.)

Barton All-America C Dennis Blackmon is the preseason CVAC Player of the Year

Location: Wilson, NC
Enrollment: 1,100
Nickname: Bulldogs
Colors: Blue and White
2005 Record: 24-28
CVAC: 11-13 / 6th
Head Coach: Todd Wilkinson
Phone: (252) 399-6552
SID: John Hackney
Phone: (252) 399-6515
Fax: (252) 399-6516
Web: www.barton.edu

California (Pa.)



Tues., Mar. 14 6:00 p.m.

The Vulcans were ranked as high as No. 26 during the 2005 season

Location: California, PA
Enrollment: 5,600
Nickname: Vulcans
Colors: Red and Black
2005 Record: 30-20
PSAC: 12-9 / 11st West
Head Coach: Mike Conte
Phone: (724) 938-5837
SID: Tom Byrnes
Phone: (724) 928-4552
Fax: (724) 928-5849
Web: www.cup.edu

Clafin



Thurs., Mar. 2 2:00 p.m.

New head coach Brad Riddle played professional baseball in the Atlanta Braves organization

Location: Orangeburg, S.C.
Enrollment: 1,000
Nickname: Panthers
Colors: Orange and Maroon
2005 Record: ????

Head Coach: Brad Riddle
Phone: (803) 535-5295
SID: Dr. Lionel W. Sabb
Phone: (803) 535-5548
Fax: (803) 535-2860
Web: www.clafin.edu

Concord (W. Va.)



Sun., Mar. 5 2:00 p.m.

Tues., Mar. 7 2:00 p.m.

The Mountain Lions make their first trip to Savannah since the 2004 season

Location: Athens, W. Va.
Enrollment: 2,500
Nickname: Mountain Lions
Colors: Maroon and Grey
2005 Record: 24-15
WVIAC: 10-6 / 3rd South
Head Coach: Kevin Garrett
Phone: (304) 384-5340
SID: Chris Javorek
Phone: (304) 384-6259
Fax: (304) 384-5117
Web: www.concordmountainlions.com

Fairmont State



Mon., Mar. 13 6:00 p.m.

Fairmont State is the alma mater of AASU University President Dr. Thomas Z. Jones

Location: Fairmont, WV
Enrollment: 6,500
Nickname: Falcons
Colors: Maroon and White
2005 Record: 17-22
WVIAC: 10-5 / 2nd North
Head Coach: Ray Bonnett
Phone: (304) 367-4146
SID: Jim Brinkman
Phone: (304) 367-4264
Fax: (304) 367-0202
Web: www.fightingfalcons.com

Kutztown



Sat., Mar. 11 2:00 p.m.

Thurs., Mar. 16 2:00 p.m.

Kutztown begins the 2005 season ranked No. 20 in the preseason Top 30 poll

Location: Kutztown, PA
Enrollment: 9,900
Nickname: Golden Bears
Colors: Maroon and Gold
2005 Record: 39-18
PSAC: 10-8 / 3rd East
Head Coach: Chris Blum
Phone: (610) 683-4063
SID: Josh Leiboff
Phone: (610) 683-4182
Fax: (610) 683-1379
Web: www.kutztown.edu

Mount Olive



Wed, Mar. 21 6:00 p.m.

(@ Florence, S.C.)

All-CVAC pitchers Justin Staatz and Philip Pennington return in 2006 for the Trojans

Location: Mount Olive, NC
Enrollment: 1,000
Nickname: Trojans
Colors: Forest Green & White
2005 Record: 26-27
CVAC: 12-12 / 5th
Head Coach: Carl Lancaster
Phone: (919) 658-2502
SID: David Shulimson
Phone: (919) 658-7802
Fax: (919) 658-1753
Web: www.moc.edu

Missouri Western State



Sun., Mar. 12 2:00 p.m.

The Griffons make their first trip to Savannah since the 2003 season

Location: St. Joseph, MO
Enrollment: 5,100
Nickname: Griffons
Colors: Black and Gold
2005 Record: 33-22
MIAA: 21-10 / 2nd
Head Coach: Charles Verduzco
Phone: (816) 271-4484
SID: Brett King
Phone: (816) 271-4257
Fax: (816) 271-4544
Web: missouriwestern.edu

North Greenville



Fri., Feb. 10 2:00 p.m.

Sat., Fri. 11 11:00 a.m. DH

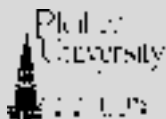
The Crusaders are an independent member of the South Atlantic Region

Location: Tigerville, S.C.
Enrollment: 1,800
Nickname: Crusaders
Colors: Red, Black & White
2005 Record: 8-43
Conference: None
Head Coach: Tim Nihart
Phone: (864) 977-7156
SID: Rhett Burns
Phone: (864) 977-7187
Fax: (864) 977-7152
Web: www.ngcrusaders.com

2006 AASU Non-Conference Opponents



Pfeiffer



Tues., Apr. 18 2:00 p.m.
Wed., Apr. 19 2:30 p.m.

*Pfeiffer captured the CVAC
tournament title in 2005*

Location: Misenheimer, NC
Enrollment: 900
Nickname: Falcons
Colors: Black and Gold
2005 Record: 23-32
CVAC: 9-15 / 17th
Head Coach: Chris Pollard
Phone: (704) 463-1360 xt 2407
SID: Jeff Childress
Phone: (704) 463-1360 xt 2403
Fax: (704) 463-5051
Web: www.pfeiffer.edu

St. Andrews



Tues., Mar. 28 1:30 p.m.
(@ Florence, S.C.)

*AASU is 20-2 against Joe
Roberts' alma mater since 1983*

Location: Laurinburg, NC
Enrollment: 700
Nickname: Knights
Colors: Royal Blue and White
2005 Record: 32-22
CVAC: 11-9 / 4th
Head Coach: Bobby Simmons
Phone: (910) 277-5426
SID: Kevin Buczek
Phone: (910) 277-5751
Fax: (910) 277-5272
Web: athletics.colstate.edu

Southern Connecticut St.



Fri., Feb. 17 2:00 p.m.
Sat., Feb. 18 11:00 a.m. DH
Sun., Feb. 19 Noon

*The Owls made their first-ever
World Series appearance in 2005*

Location: New Haven, CT
Enrollment: 5,800
Nickname: Owls
Colors: Blue and White
2005 Record: 31-14
NE-10: 25-5 / 1st
Head Coach: Tim Shea
Phone: (203) 392-6021
SID: Rick Leddy
Phone: (203) 392-6004
Fax: (203) 392-6006
Web: southernowls.com

Tusculum



Fri., Feb. 3 2:00 p.m.
Sun., Feb. 5 2:00 p.m.

*Tusculum advanced to the South
Regional in 2005 and begins
2006 ranked No. 12*

Location: Greenville, Tenn.
Enrollment: 2,300
Nickname: Pioneers
Colors: Orange and Black
2005 Record: 44-17
SAC: 14-6 / 11st
Coach: Doug Jones
Phone: (423) 636-7322
SID: Dom Donnelly
Phone: (423) 636-7326
Fax: (423) 636-7370
Web: www.tusculum.edu

Valdosta State



Sat., Mar. 4 2:00 p.m.
Tues., Apr. 11 3:30 p.m.
@ Tues., Apr. 25 5:00 p.m.

Location: Valdosta, GA
Enrollment: 9,250
Nickname: Blazers
Colors: Red and Black
2005 Record: 25-25
Gulf South: 10-10 / 5th East
Coach: Tommy Thomas
Phone: (912) 259-5562
SID: Steve Roberts
Phone: (912) 333-5890
Fax: (912) 333-5972
Web: www.valdosta.edu

Wayne State (Neb.)



Mon., Mar. 6 2:00 p.m.
Thurs., Mar. 9 2:00 p.m.

*Wayne State begins the 2006
season ranked No. 18*

Location: Wayne, NE
Enrollment: 4,000
Nickname: Wildcats
Colors: Black and Gold
2005 Record: 45-14
NSIC: 19-3 / 1st
Head Coach: John Manganaro
Phone: (402) 375-7499
SID: Mike Grosz
Phone: (402) 375-7326
Fax: (402) 375-7271
Web: www.wsc.edu/athletics

Wisconsin-Parkside



Tues., Mar. 14 2:00 p.m.
*The Rangers begin the 2006
season ranked No. 17*

Location: Kenosha, WI
Enrollment: 5,100
Nickname: Rangers
Colors: Green and Black
2004 Record: 45-18
GLVC: 30-8 / 1st
Head Coach: Tracy Archuleta
Phone: (262) 595-2317
SID: Steve Kratochvil
Phone: (262) 595-2045
Fax: (262) 595-2225
Web: newweb.uwp.edu

*Academic All-America Michael Pelley's solo
home run on March 24, 2004, helped the
Pirates defeat No. 24 Southern Connecticut
State, 3-0. The win was career win No. 1,000
for head coach Joe Roberts and it was
Pelley's first home run of the season.*



2006 Peach Belt Conference Opponents

Augusta State



Location: Augusta, GA
Enrollment: 6,333
Nickname: Jaguars
Colors: Royal Blue, White
2005 Record: 28-25-1
Peach Belt: 12-17-1 / 8th
Head Coach: Skip Fyite
Phone: (706) 731-7917
SID: Joey Warren
Phone: (706) 731-7925
Fax: (706) 737-7719
Web: www.aug.edu/athletics

@ Sat., Apr. 22 3:00 p.m.
 @ Sun., Apr. 23 12:30 DH

Catcher Sam Barth established a new NCAA DII record with a 47-game hitting streak in 2005

Columbus State



Location: Columbus, GA
Enrollment: 7,800
Nickname: Cougars
Colors: Red, White & Blue
2005 Record: 22-30
Peach Belt: 10-20 / 11th
Head Coach: Greg Appleton
Phone: (706) 568-2444
SID: Mike Peacock
Phone: (706) 569-3434
Fax: (706) 569-3435
Web: athletics.colstate.edu

@ Fri., Apr. 14 7:00 p.m.
 @ Sat., Apr. 15 1:00 p.m. DH
CSU returns five starters from 2005 and get back starting SS Kurt McKee from injury

Francis Marion



Location: Florence, SC
Enrollment: 4008
Nickname: Patriots
Colors: Red, White & Blue
2005 Record: 34-16-1
Peach Belt: 17-12-1 / 3rd
Head Coach: Art Inabinet
Phone: (803) 661-1242
SID: Michael Hawkins
Phone: (803) 661-1222
Fax: (803) 661-1219
Web: www.fmarion.edu

@ Sat., Apr. 8 3:00 p.m.
 @ Sun., Apr. 9 1:00 p.m. DH

FMU finished one win short of a school-record in 2005 and was ranked No. 14 in the final poll

GC&SU



Location: Milledgeville, GA
Enrollment: 5,500
Nickname: Bobcats
Colors: Green and Blue
2005 Record: 33-20
Peach Belt: 15-15 / 15th
Head Coach: Chris Calciano
Phone: (478) 445-5319
SID: Brad Muller
Phone: (478) 445-1779
Fax: (478) 445-1790
Web: www.gcsu.edu

Sat., Apr. 29 3:00 p.m.
 Sun., Apr. 30 1:00 p.m. DH
GC&SU returns PBC Player of the Year Mike DeYeaux (.414, 13 HR, 67 RBI) in 2006

Lander



Location: Greenwood, SC
Enrollment: 3,000
Nickname: Bearcats
Colors: Royal Blue & Gold
2005 Record: 30-28
Peach Belt: 11-18 / 10th
Head Coach: Bill Jarman
Phone: (864) 388-8961
SID: Bob Stoner
Phone: (864) 388-8962
Fax: (864) 388-8889
Web: www.lander.edu

@ Sat., Mar. 18 3:00 p.m.
 @ Sun., Mar. 19 1:00 DH

Head coach Bill Jarman joined Lander from 2005 NCAA DI Participant Coastal Carolina

North Georgia



Location: Dahlonega, Ga.
Enrollment: 4,765
Nickname: Saints
Colors: Royal Blue & White
2005 Record: 57-15
Peach Belt: 1st year in PBC
Head Coach: Tom Cantrell
Phone: (706) 867-2754
SID: Chris Sbusy
Phone: (706) 867-3250
Fax: (706) 867-2865
Web: www.ngcsu.edu

Sat., Feb. 25 Noon DH
 Sun., Feb. 26 1:00 p.m.
North Georgia was the Southern States Athletic Conference runner-up in 2005

UNC Pembroke



Location: Pembroke, NC
Enrollment: 6,000
Nickname: Braves
Colors: Black and Gold
2005 Record: 31-23
Peach Belt: 12-18 / 9th
Head Coach: Paul O'Neil
Phone: (910) 521-6810
SID: Kevin Rhodes
Phone: (910) 521-6371
Fax: (910) 521-6551
Web: www.uncp.edu

Sat., Mar. 25 Noon DH
 Sun., Mar. 26 1:00

UNCP achieved its highest-ever national ranking in 2005 at No. 7 in February

USC Aiken



Location: Aiken, SC
Enrollment: 3,258
Nickname: Pacers
Colors: Cardinal & White
2005 Record: 40-19
Peach Belt: 16-14 / 4th
Head Coach: Kenny Thomas
Phone: (803) 641-3410
SID: Brad Fields
Phone: (803) 641-3252
Fax: (803) 641-3759
Web: www.pacersports.com

@ Fri., May 5 7:30 p.m.
 @ Sat., May 6 1:30 p.m. DH
USC Aiken begins the 2006 season as the PBC favorites with a No. 8 national ranking

USC Upstate



Location: Spartanburg, SC
Enrollment: 4,500
Nickname: Spartans
Colors: Green, Black, White
2005 Record: 33-21
Peach Belt: 14-16 / 7th
Head Coach: Matt Fincher
Phone: (864) 503-5135
SID: Bill English
Phone: (864) 503-5129
Fax: (864) 503-5127
Web: www.uscupstate.edu

Sat., Apr. 1 Noon DH
 Sun., Apr. 2 1:00 p.m.

USC Upstate registered its best PBC finish ever in 2005 with a 14-16 record.



The Peach Belt Conference



Since its inception in 1991, the Peach Belt Conference has worked tirelessly to become one of the elite conferences in NCAA Division II. Now entering its 14th season with 21 national championships and 16 national finalists, the PBC has accomplished that goal.

Starting with only two championships in 1991, in men's and women's basketball, the conference has expanded to 12 championship sports with the addition of women's soccer in the fall of 2000.

The conference traces its roots back to November of 1988 when 11 schools first met in Greenville, S.C. to form a Division II conference. Following a second meeting on Dec. 3, 1989, five of those 11 schools, plus two others, formed the Peach Belt and began play in 1991.

The Peach Belt was less than a year old before capturing a national championship. The Columbus State golf team took the honor by winning the 1992 national crown, the first of three golf championships the Cougars own.

The PBC has seen continued success in all sports with national rankings and multiple NCAA appearances in every sport last season, including two national championships for Kennesaw State in women's soccer and men's basketball, as well

as a national championship in men's golf for USC Aiken.

The seven charter members of the conference were Armstrong Atlantic State University, Columbus State University, Francis Marion University, Georgia College & State University, Lander University, USC Aiken and USC Upstate (formerly USC Spartanburg). The name Peach Belt Athletic Conference was adopted in January of 1990 and modified to Peach Belt Conference in May of 2000.

Augusta State joined the conference in 1991 and UNC Pembroke became the ninth member on July 1, 1992. They were followed by Kennesaw State University on July 1, 1994, Clayton College & State University on July 1, 1995 and the University of North Florida on July 1, 1997. UNF and Kennesaw have since left the Peach Belt for Division I status, but those schools have been replaced by North Georgia and Georgia Southwestern State, respectively.

Former Augusta State basketball coach and athletic director Marvin Vanover was named the interim commissioner in April, 1990, and served in that capacity until his appointment as the conference's first full-time commissioner in July of 1991. He established the conference office in Augusta, Ga., which houses the commissioner and his staff.

The conference currently holds championships in 12 sports, six for men and six for women. They are men's and women's cross country, men's and women's soccer, volleyball, men's and women's basketball, men's and women's tennis, baseball, softball and men's golf.

Peach Belt National Champions

Men's Baseball

Kennesaw State 1994, 1996
Columbus State 2002

Men's Basketball

Kennesaw State 2004

Men's Golf

Columbus State 1992, 1994, 1997
Francis Marion 2003
USC Aiken 2004, 2005

Men's Tennis

Lander University 1991-2000

Women's Tennis

Armstrong Atlantic 1995, 1996, 2005

Women's Soccer

Kennesaw State 2003

Women's Softball

Kennesaw State 1995, 1996

Peach Belt Conference Quick Facts

Address: P.O. Box 204290

Augusta, GA 30917-4290

Founded: December 3, 1989

Phone Number: (706) 860-8499

Fax Number: (706) 650-8113

Website: www.peachbelt.com

Commissioner: Marvin Vanover

Compliance: Diana Kling

Media Relations: Ken Gerlinger

Administrative Assistant: Kay Allen



2005 Peach Belt Conference Standings

2005 Peach Belt Conference Final Standings

School	PBC	Home	Away	Overall	Home	Away	Neutral
North Florida	23-7 .767	14-1	9-6	48-16 .750	29-7	15-7	4-2
Kennesaw State	19-11 .633	11-4	8-7	37-22 .627	21-6	15-16	1-0
Francis Marion	17-12-1 .583	11-3-1	6-9	34-16-1.676	24-3-1	10-11	0-2
USC Aiken	16-14 .533	10-5	6-9	40-19 .648	32-8	7-11	1-0
GC&SU	15-15 .500	8-7	7-8	33-20 .623	17-7	15-10	1-3
Armstrong Atlantic State	14-15 .483	10-4	4-11	34-16 .680	30-5	4-11	0-0
USC Upstate	14-16 .467	5-10	9-6	33-21 .611	18-13	15-8	0-0
Augusta State	12-17-1 .417	9-6	3-11-1	28-25-1 .528	23-9	5-16-1	0-0
UNC Pembroke	12-18 .400	8-7	4-11	31-23 .574	23-7	8-16	0-0
Lander	11-18 .379	7-8	4-10	30-28 .517	21-11	9-17	0-0
Columbus State	10-20 .333	6-9	4-11	22-30 .423	14-14	7-15	1-1

2005 Peach Belt Conference Statistical Leaders

Batting	AB	H	Avg.	RBI	GP	RBI	P/Gm	Strikeouts	IP	SO	K/9
Matt Goyea, UPST	181	77	.425	Mike DeVeaux, GCSU	53	67	1.26	Matt Goyea, GCSU	90.2	122	12.17
Mike DeVeaux, GCSU	222	92	.414	Robert Davis, USCA	59	61	1.03	Brian Baker, CSU	99.2	104	9.44
David Walton, LU	229	93	.406	Kyle Bowley, UPST	49	59	1.20	Chase Leatherwood, AASU	93.0	102	9.87
Stephen Worrell, CSU	204	80	.392	Marion Knowles, UNF	63	57	0.90	Ryan Amason, UNF	109.2	97	7.99
Robrt Davis, USCA	234	91	.389	Sadry Cafe, UNF	64	54	0.84	Jacob Dixon, UNF	107.1	89	7.49
Daniel Quartararo, USCA	209	81	.388	Kevin Gergel, KSU	50	53	1.06	Steve Dunham, USCA	111.2	88	7.12
Kevin Gergel, KSU	173	67	.387	Luke Ogletree, FMU	51	52	1.02	Dylan Owen, FMU	95.2	87	8.22
Adam Pelley, AASU	177	67	.379	Jon Skorupski, UNF	64	52	0.81	Chris Webb, AASU	82.1	82	8.99
Hans Stancil, GCSU	172	65	.378	Daniel Quartararo, USCA	54	50	0.93	Garrett Holmes, UPST	61.0	79	11.66
Sadry Cafe, UNF	250	93	.372	Eric Davis, USCA	54	50	0.93	David Wilson, LU	101.0	77	6.86

Home Runs	GP	HR	P/Gm	Doubles	GP	2B	P/Gm	Wins	IP	W-L	PCT.
Marion Knowles, UNF	63	18	0.29	Robert Davis, USCA	59	24	0.41	Jon Troop, AASU	94.0	11	0.69
Jon Skorupski, UNF	64	15	0.23	Jeremy Brotherton, KSU	57	22	0.39	Matt Goyea, GCSU	90.2	9	0.90
Sadry Cafe, UNF	64	15	0.23	Scott Hendrix, KSU	58	19	0.33	Lee Tabor, FMU	87.1	9	0.69
Mike DeVeaux, GCSU	53	13	0.25	Stephen Worrell, CSU	52	19	0.37	Chase Leatherwood, AASU	93.0	9	0.64
Kevin Gergel, KSU	50	13	0.26	Sadry Cafe, UNF	64	18	0.28	David Wilson, LU	101.0	9	0.60
Nick Trainor, GCSU	46	11	0.24	Matt Goyea, UPST	46	17	0.37	Ben Sosebee, KSU	79.0	8	0.80
Stephen Worrell, CSU	52	11	0.21	Daniel Quartararo, USCA	54	17	0.31	David Glover, LU	76.0	8	0.72
Wes Sorrells, GCSU	41	11	0.27	Eric Davis, UPST	54	17	0.31	Jacob Dixon, UNF	107.1	8	0.72
Brandon Nunez, AASU	49	10	0.20	Five tied with 16 Doubles				Brian Baker, CSU	99.2	8	0.66
Garrick McGrath, ASU	53	10	0.19					Tyson Van Dam, UNCP	95.0	8	0.66

Triples	GP	3B	P/Gm	Stolen Bases	GP	SB-SBA	P/Gm	Saves	IP	ERA	Svs
Casey Derhak, USCA	59	8	0.14	Brandon Sumlin, ASU	49	31-39	0.63	Josh Pablbon, UNF	66.2	1.49	14
Eric Davis, UPST	54	7	0.13	Quentin Davis, FMU	49	25-31	0.51	Matt Nalutka, AASU	30.0	0.30	12
Quentin Davis, FMU	49	6	0.12	Josh Howard, UNF	63	25-35	0.40	Nick Wendless, USCA	36.0	1.25	9
Chris Demons, ASU	49	6	0.12	Justin Mills, GCSU	53	24-31	0.45	Steven Spragg, ASU	43.2	3.30	6
Brandon Sumlin, ASU	49	6	0.12	Brennan Grogan, UNF	63	23-34	0.37	Garrett Holmes, UPST	61.0	2.51	5
Cole Franks, UNCP	49	5	0.10	Robbie Redic, UNCP	47	20-25	0.43	James Dalton, UPST	60.0	2.85	5
Brian Discordia, UPST	45	5	0.11	Hans Stancil, GCSU	53	19-22	0.36	Jared Icinelli, UNF	55.0	3.44	4
Mike DeVeaux, GCSU	53	4	0.08	Jonnie Geiger, AASU	50	19-24	0.38	Kyle Muschara, KSU	39.0	2.54	4
Bret Hansen, UPST	49	4	0.08	Darryl Pui, USCA	52	18-22	0.35	Six tied with 3 Saves			
Brennan Grogan, UNF	63	4	0.06	Garrett Groce, CSU	43	16-23	0.37				



Earned Run Average	GP	W-L	IP	R	ER	ERA
Josh Pappelbon, UNF	33	7-3	66.2	12	11	1.49
Matt Goyea, GCSU	13	9-1	90.2	27	20	1.99
Brian Baker, CSU	15	8-4	99.2	29	24	2.17
Lee Tabor, FMU	16	9-4	87.1	31	24	2.47
Garret Holmes, UPST	23	3-1	61.0	20	17	2.51
Steve Dunham, USCA	15	7-4	111.2	34	24	2.74
Scott Eckard, UPST	13	7-3	76.2	31	24	2.82
Bubba Blalock, KSU	18	7-2	85.2	38	27	2.84
James Dalton, UPST	25	6-3	60.0	23	19	2.85
Chas Dobes, FMU	15	4-2	58.0	28	19	2.95

Peach Belt Conference Year-By-Year



1992

Team	PBC	W-L
1. Armstrong State #	11-1-1	45-13-1
2. USC Aiken #	10-2-1	45-15-1
3. USC Spartanburg	7-8	20-22
4. Columbus #	6-9	32-23
5. Augusta	5-10	25-26
6. Georgia College	3-12	24-29
* Francis Marion	0-0	30-13

* Not eligible for conference title
NCAA tournament participant

All-PBC

1B Roman Miestowski, ASC
2B Chris Hodge, AC
3B Eric Chavez, ASC
SS Ronnie Barnes, AC
DH Jamie Miller, AC
C Dave Hieb, USCA
OF Rob Holderbaum, USCA
Pete Richter, ASC
Doug Ternik, CC
Steve Young, ASC
UI Chris Dorsey, USCA
P Daryle Gavlick, ASC
Rusty Kea, GC
Keith Linebarger, CC
Sam McCollum, USCA

Player of the Year

Eric Chavez, ASC

Pitcher of the Year

Daryle Gavlick, ASC

Coach of the Year

Joe Roberts, ASC

1992

Player of the Week

Mar 18	Rusty Kea, GC
Mar 25	Mark Ewing, ASC
Apr 1	Shane Johnson, USCS
Apr 7	Eric Chavez, ASC
Apr 15	Roman Miestowski, ASC
Apr 22	Dave Hieb, USCA
Apr 29	Eric Chavez, ASC
May 7	Eric Chavez, ASC

1993

Team	PBC	W-L
1. Armstrong State #	14-3-1	45-13-1
2. USC Aiken #	13-7	46-18
3. Francis Marion #	13-8	28-15
4. Columbus	10-8	22-25
5. Augusta	9-11	26-26
6. Georgia College	7-13	20-26
7. Pembroke State	7-14	23-30
8. USC Spartanburg	4-13-1	15-25-1
* Kennesaw State	0-0	36-16

* Not eligible for conference title
NCAA tournament participant

All-PBC

1B John Booker, ASC
2B Chris Hodge, AC
3B Tom Estep, FMU
SS Doug Ternik, CC
DH Ty Stott, USCS
C Chris Milisits, ASC
OF Steve Young, ASC
Scott DeHaven, ASC
Kurt Venneman, USCA
Ed Evans, CC
UI Steve Wilfing, FMU
P Bryan Ward, USCA
Daryll Boyd, ASC
Chris Locane, FMU
Tony Locey, CC

Player of the Year

Chris Hodge, AC

Pitcher of the Year

Daryll Boyd, ASC

Coach of the Year

Gary Gilmore, USCA

1993

Player of the Week

Mar 15	John Booker, ASC
Mar 22	John Booker, ASC
Mar 29	Chris Hodge, AC
Apr 5	Angel Vega, ASC
Apr 12	Steve Wilfing, FMU
Apr 19	Mike Sullivan, GC

Pitcher of the Week

Mar 15	Steve Lee, USCA
Mar 22	Chris Locane, FMU
Mar 29	Rusty Kea, GC
Apr 5	Jack Baldwin, PSU
Apr 12	Jim Ridenour, PSU
Apr 19	Antone Brooks, FMU

1994

Team	PBC	W-L
1. USC Aiken	16-5	35-22
2. Armstrong State #	15-6	50-15-1
3. Georgia College	14-7	40-18-1
4. Columbus #	11-10	35-23
5. Augusta	10-11	22-30
6. Francis Marion	8-13	14-22
7. Pembroke State	7-14	20-24
8. USC Spartanburg	3-18	14-30
* Kennesaw State	0-0	48-14

* Not eligible for conference title
NCAA tournament participant

All-PBC

1B Danny O'Rourke, GC
2B Adam Riggs, USCA
3B Keith Daugherty, CC
SS Paul Hibbitts, GC
DH Tony Kunka, ASC
C Derrick Roadcap, FMU
OF Tarry Stokes, AC
Brett Thees, CC
Jason Westbrook, USCS
UO Dave McLaughlin, ASC
UI Brian Simpson, USCS
P Chris Tidwell, ASC
Steve Shimp, GC
Tim Trawick, CC
Gary White, USCA

Player of the Year

Adam Riggs, USCA

Pitcher of the Year

Tim Trawick, CC

Coach of the Year

Steve Mrowka, GC

1994

Player of the Week

Feb 14	Deron Spink, ASC
Feb 21	Chip Fiscofer, GC
Mar 9	Danny O'Rourke, GC
Mar 16	Tarry Stokes, AC
Mar 23	Tarry Stokes, AC
Mar 30	Jason Westbrook, USCS
Apr 6	Carlos Otero, USCA
Apr 13	Steve Meyer, KSC
Apr 20	John Wilson, ASC

Pitcher of the Week

Feb 14	Chris Tidwell, ASC
Feb 21	Brian Treudler, USCS
Mar 9	Scot Donovan, ASC
Mar 16	Mason Rose, AC
Mar 23	Chad McLamb, FMU
Mar 30	Steve Shimp, GC
Apr 6	Chris Tidwell, ASC
Apr 13	Mike Zambrano, USCA
Apr 20	Tim Trawick, CC





Peach Belt Conference Year-By-Year

1995

<u>Team</u>	<u>PBC</u>	<u>W-L</u>
1. Kennesaw State #	19-4	43-14
2. Georgia College #	17-6	49-19-1
3. Columbus	14-10	39-21
<i>Armstrong State</i>	14-10	27-23
USC Aiken	14-10	34-24
6. Francis Marion	12-12	26-16
7. Augusta	7-17	15-36
8. Pembroke State	6-16	20-26
9. USC Spartanburg	2-20	10-31

NCAA tournament participant

All-PBC

- 1B Chris Grady, GC
- 2B Darrell Baggett, KSC
- 3B Keith Daugherty, CC
- SS Dustin Sands, FMU
- DH Jason Westbrook, USCS
- C Ryan Coe, KSC
- OF Tarry Stokes, AC
- Brett Thees, CC
- Greg Winters, GC
- Ceano Truesdale, USCA
- UI Mike Terciera, GC
- P Chris McKnight, KSC
- Tim Trawick, CC
- Kris Hale, PSU
- Johnny Whited, GC

Player of the Year

Ryan Coe, KSC

Pitcher of the Year

Chris McKnight, KSC

Coach of the Year

Mike Sansing, KSC

1995

Player of the Week

- Feb 27 Ryan Coe, KSC
- Mar 13 Ryan Coe, KSC
- Mar 21 Ryan Coe, KSC
- Mar 29 Ricky DeSana, USCA
- Apr 5 Keith Daugherty, CC
- Apr 12 Dusty DeVore, CC
- Apr 19 Tarry Stokes, AC
- Apr 26 Matt Mathews, CC
- May 3 Chris Grady, GC

Pitcher of the Week

- Feb 27 Kris Hale, PSU
- Mar 13 Tim Trawick, CC
- Mar 21 Johnny Whited, GC
- Mar 29 Jason Hucks, USCA
- Apr 5 David Curley, GC
- Apr 12 Chris McKnight, KSC
- Apr 19 **Mike Hopper, ASC**
- Apr 26 Tim Trawick, CC
- May 3 Brett Thees, CC

1996

<u>Team</u>	<u>PBC</u>	<u>W-L</u>
1. Columbus College #	18-5	38-10
2. Kennesaw State #	17-6	39-14
3. Armstrong State	13-9	31-23
4. Georgia College #	12-11	34-21
5. USC Aiken	10-14	32-23
6. Pembroke State	10-14	24-24
7. Francis Marion	8-13	16-21
8. USC Spartanburg	9-15	18-28
9. Augusta College	7-17	20-30

NCAA tournament participant

All-PBC

- 1B Dusty DeVore, CC
- 2B Chris Grady, GC
- 3B Jason Backus, GC
- SS Marty Richburg, CC
- DH Brian Autry, FMU
- C Chris Halliday, KSC
- OF Brandon O'Hearn, CC
- Greg Winters, GC
- Ceano Truesdale, USCA
- Kevin Parker, FMU
- P Jason Childers, KSC
- P Jeff Agard, ASC**
- P Rodney Stevenson, CC
- P Matt Johnson, USCA

Player of the Year

Brandon O'Hearn, CC

Pitcher of the Year

Jason Childers, KSC

Coach of the Year

Chip Reese, CC

1996

Player of the Week

- Feb 14 Greg Winters, GC
- Feb 21 Ryan Girard, AC
- Mar 6 Matt Dover, USCS
- Mar 14 Chris Halliday, KSC
- Mar 20 Mike Faehrich, USCA
- Mar 27 Ceano Truesdale, USCA
- Apr 3 Dusty DeVore, CC
- Apr 10 Jason Backus, GC
- Apr 17 Davis Port, CC
- Apr 24 Jeff Agard, ASC**
- May 1 Brandon O'Hearn, CC

Pitcher of the Week

- Feb 14 Scotty Smith, AC
- Feb 21 Quinn Collins, GC
- Mar 6 Jeff Agard, ASC**
- Mar 14 Jason Childers, KSC
- Mar 20 Jeff Agard, ASC**
- Mar 27 Matt Johnson, USCA
- Apr 3 Christian Hess, FMU
- Apr 10 Rodney Stevenson, CC
- Apr 17 Mell Bishop, PSU
- Apr 24 Ben Wiggins, CC
- May 1 Jason Childers, KSC

1997

<u>Team</u>	<u>PBC</u>	<u>W-L</u>
1. Kennesaw State #	19-4	47-14
2. Georgia C&SU #	18-6	41-24
3. Francis Marion	14-9	30-17
4. Columbus State	14-10	32-23
5. Armstrong Atlantic	10-14	33-25
6. UNC Pembroke	9-14	27-29
7. Augusta State	9-15	25-28
8. USC-Aiken	9-15	21-35
9. USC-Spartanburg	4-19	10-33

NCAA tournament participant

All-PBC

- 1B Dale Beasley, ASU
- 2B Chris Howard, GCSU
- 3B Jason Backus, GCSU
- SS Marty Richburg, CSU
- DH Steve Mitrovich, FMU
- C Matt Mathews, CSU
- OF Brannon Whatley, KSU
- Richie Blankenship, GCSU
- Ryan Peavey, GCSU
- Burt Beatson, FMU
- UI Seth LaFera, KSU
- P Steven Padgett, ASU
- Kevin Mobley, GCSU
- Jeremy Haplin, FMU
- Donnie Thomas, KSU

Player of the Year

Marty Richburg, CSU

Pitcher of the Year

Donnie Thomas, KSU

Freshman of the Year

Mike Ryan, USCS

Coach of the Year

Steve Mrowka, GCSU

1997

Player of the Week

- Feb 19 Chad Mathis, CSU
- Mar 5 Steve Mitrovich, FMU
- Mar 12 Dale Beasley, ASU
- Mar 19 Tory Tarlenton, ASU
- Mar 26 Adam Wilson, AASU**
- Apr 2 Jason Backus, GCSU
- Apr 9 Ryan Peavey, GCSU
- Apr 16 Marty Richburg, CSU
- Apr 23 Matt Griffin, AASU**
- Apr 30 Lee Carter, FMU
- May 7 Brannon Whatley, KSU

Pitcher of the Week

- Feb 19 Brian McDonald, CSU
- Mar 5 Jerry Waller, FMU
- Mar 12 Dan Wiggins, GCSU
- Mar 19 Mark Copeland, AASU**
- Mar 26 Chip Cason, GCSU
- Apr 2 Mark Copeland, AASU**
- Apr 9 Donnie Thomas, KSU
- Apr 16 Donnie Thomas, KSU
- Apr 23 Kevin Mobley, GCSU
- Apr 30 Kevin Mobley, GCSU
- May 7 Jason Childers, KSU



Brent Korn tied an NCAA Division II record with two grand slams in one game in 1988

Peach Belt Conference Year-By-Year



1998

1999

2000

Team	PBC	W-L
1. Kennesaw State #	27-1	61-5
2. North Florida	15-11	32-21
3. Georgia C&SU	16-12	31-26
4. Lander	15-12	24-28
5. Armstrong Atl. #	15-14	38-21
6. Francis Marion	15-14	23-24
7. Columbus State #	14-14	34-27
8. USC Aiken	13-16	27-25
9. Augusta State	11-16	23-25
10. UNC Pembroke	8-20	24-25
11. USC Spartanburg	5-24	13-39

Team	PBC	W-L
1. North Florida #	22-8	43-17
2. Kennesaw State #	21-9	49-14
3. Columbus State	20-9	34-17
4. Armstrong Atl. #	19-9	42-14
5. Lander	18-12	33-15
6. Georgia C&SU	18-12	34-21
7. Augusta State	14-16	27-29
8. UNC Pembroke	8-20	23-26
9. Francis Marion	8-21	14-28
10. USC Aiken	8-22	20-32
11. USC Spartanburg	5-24	21-33

Team	PBC	W-L
1. North Florida #	26-4	49-14
2. Georgia C&SU #	19-11	39-20
3. Columbus State	19-11	32-24
4. Kennesaw State #	18-12	38-20
5. Francis Marion	15-13	23-20
6. Armstrong Atlantic	15-15	37-17
7. USC Aiken	15-15	29-27
8. Lander	13-17	27-25
9. Augusta State	12-18	25-29
10. USC Spartanburg	6-24	13-40
11. UNC Pembroke	5-23	17-36

NCAA tournament participant

NCAA tournament participant

NCAA tournament participant

All-PBC

- 1B Brad Bouras, CSU
- 2B Dustin Sands, FMU
- 3B Nathan Cothran, KSU
- SS Bobby Jensen, USCA
- DH Barry Mongello, FMU
- C **Andy Yalgue, AASU**
- OF **David Ruhr, AASU**
- Brannon Whatley, KSU
- Aaron Fera, GCSU
- Jason Jones, KSU
- UI Johnny Pickens, CSU
- P **Jeremy Wedel, AASU**
- Dusty Keppen, KSU
- Chris Bowen, KSU
- Casey Bates, CSU

Player of the Year

Jason Jones, KSU

Pitcher of the Year

Jeremy Wedel, AASU

Freshman of the Year

Brad Bouras, CSU

Coach of the Year

Mike Sansing, KSU

1998

Player of the Week

- Feb 17 Beau Whitenack, USCA
- Mar 3 Nathan Cothran, KSU
- Mar 11 Robbie Smith, ASU
- Mar 18 **David Ruhr, AASU**
- Mar 25 Andy Bast, GCSU
- Apr 1 Nathan Cothran, KSU
- Apr 8 Johnny Pickens, CSU
- Apr 15 Antonio Evans, USCA
- Apr 22 Kevin Jackson, UNF
- Apr 29 Dustin Sands, FMU
- May 6 Brannon Whatley, KSU

Pitcher of the Week

- Feb 17 Casey Bates, CSU
- Mar 3 Chris Bowen, KSU
- Mar 11 Jonathan Aaron, LU
- Mar 18 **Quinn Uzelman, AASU**
- Mar 25 Trey Brasington, UNCP
- Apr 1 **Jeremy Wedel, AASU**
- Apr 8 Kevin Hiers, ASU
- Apr 15 Gary Bohannon, KSU
- Apr 22 **Jeremy Wedel, AASU**
- Apr 29 Casey Bates, CSU
- May 6 **Jeremy Wedel, AASU**

All-PBC

- 1B Brad Bouras, CSU
- 2B Willie Harris, KSU
- 3B Willie Carter, ASU
- SS Josh Turner, LU
- INF Lee McCool, UNF
- DH Callahan Morden, USCS
- C K. Kay, UNF; R. Cornett, CSU
- UT Jason Lockhart, UNCP
- OF Jason Jones, KSU
- Matt Schneider, UNF
- Aaron Fera, GCSU
- Antonio Evans, USCA
- JuJu Foreman, ASU
- P **Adam Bernero, AASU**
- Dusty Keppen, KSU
- Jonathan Aaron, LU
- T. Pierce, CSU; G. Perry, KSU

RP Chris Humrich, AASU

Player of the Year

Jason Jones, KSU

Pitcher of the Year

Tony Pierce, CSU

Freshman of the Year

Matt Incinelli, UNF

Coach of the Year

Dusty Rhodes, UNF

1999

Player of the Week

- Feb 16 **Kevin Bullard, AASU**
- Mar 2 Aaron Fera, GCSU
- Mar 10 Matt Schneider, UNF
- Mar 17 Brad Bouras, CSU
- Mar 24 Jason Jones, KSU
- Mar 31 Lee McCool, UNF
- Apr 7 Jason Jones, KSU
- Apr 14 Willie Carter, ASU
- Apr 21 Jason Jones, KSU
- Apr 28 Willie Harris, KSU
- May 3 Brad Bouras, CSU

Pitcher of the Week

- Feb 16 **Adam Bernero, AASU**
- Mar 2 Anthony Marini, KSU
- Mar 10 Stephen Stewart, UNF
- Mar 17 Dana Reece, CSU
- Mar 24 Tony Pierce, CSU
- Mar 31 Marty Watson, FMU
- Apr 7 **Adam Bernero, AASU**
- Apr 14 Tony Pierce, CSU
- Apr 21 **Joey Williams, AASU**
- Apr 28 Anthony Marini, KSU
- May 3 Dana Reece, CSU

All-PBC

- 1B Brad Bouras, CSU
- 2B Lee McCool, UNF
- 3B Greg Labbe, UNF
- SS Alfredo Lugo, GCSU
- DH Chris Carr, GCSU
- C K. Kay, UNF; T. Strange, ASU
- UT K. Langley, FMU; R. Buffkin, ASU
- OF Kyle Catrett, UNF
- Travis Evans, KSU
- Chris Clark, UNCP
- J.P. Songin, GCSU
- JuJu Foreman, ASU
- P Matt Incinelli, UNF
- Jason Burdette, CSU
- Adam Horne, UNF
- M. Smith, GCSU; L. Rodney, KSU
- RP Jerrod Payne, UNF

Player of the Year

Brad Bouras, CSU

Pitcher of the Year

Matt Incinelli, UNF

Freshman of the Year

Travis Evans, KSU

Coach of the Year

Dusty Rhodes, UNF

2000

Player of the Week

- Feb 15 Nolan Graham, FMU
- Feb 22 Brad Bouras, CSU
- Mar 8 Brad Bouras, CSU
- Mar 15 J.P. Songin, GCSU
- Mar 22 Juan Rodriguez, LU
- Mar 29 Josh Corr, ASU
- Apr 5 Travis Evans, KSU
- Apr 12 Kyle Catrett, UNF
- Apr 19 Lee McCool, UNF
- Apr 26 Chris Carr, GCSU
- May 2 **Kevin Bullard, AASU**

Pitcher of the Week

- Feb 15 **Joey Williams, AASU**
- Feb 22 Zach Conrad, USCA
- Mar 8 Kyle Lucas, FMU
- Mar 15 Steve Pacheco, GCSU
- Mar 22 Lee Rodney, KSU
- Mar 29 Matt Incinelli, UNF
- Apr 5 Nate Cotton, KSU
- Apr 12 Nat Stoner, FMU
- Apr 19 Lee Rodney, KSU
- Apr 26 Mike Wood, UNF
- May 2 John Miniscalco, CSU



Peach Belt Conference Year-By-Year

2001

Team	PBC	W-L
1. North Florida #	25-5	47-17
2. Kennesaw State #	21-9	45-15
3. GC&SU #	20-10	41-18
4. Armstrong Atlantic 18-12	38-15	
5. Lander	18-12	33-18
6. Columbus State	15-15	37-19
7. USC Aiken	14-16	30-25
8. Augusta State	11-19	28-24
9. UNC Pembroke	10-20	27-26
10. Francis Marion	9-21	24-27
11. USC Spartanburg	4-26	12-42

NCAA tournament participant

All-PBC

1B Chris Carr, GCSU
2B Lloyd Turner, KSU
3B Ladd Hammond, CSU
SS Alfredo Lugo, GCSU
DH Brad Bouras, CSU
C Will Foskey, ASU
David Harriman, AASU
UT Donny Hood, KSU
Bo Counts, KSU
OF Kirk Nordness, AASU
Ricky Willis, UNF
Matt May, ASU
Tavis Cummings, USCA
Travis Evans, KSU
P Matt Incinelli, UNF
Tod Ewasko, UNF
B.J. Brinkmeier, AASU
S. Pacheco, GCSU
B. Rauch, UNF
RP Brad Reed, KSU

Player of the Year

Chris Carr, GC&SU

Pitcher of the Year

Tod Ewasko, UNF

Freshman of the Year

Dustin Atkinson, KSU

Coach of the Year

Dusty Rhodes, UNF

2001

Player of the Week

Feb 13 Ryan Chromek, AASU
Feb 20 Jay Bayer, CSU
Feb 27 Ben Johanning, UNF
Mar 6 Alfredo Lugo, GCSU
Mar 13 Chris Gilstrap, CSU
Mar 20 Chris Carr, GCSU
Mar 27 Chris Carr, GCSU
Apr 3 Bo Counts, KSU
Apr 10 David Harriman, AASU
Apr 17 David Harriman, AASU
Apr 24 Brad Bouras, CSU
May 1 Donny Hood, KSU

Pitcher of the Week

Feb 13 Zach Conrad, USCA
Feb 20 Brian Rauch, UNF
Feb 27 Tod Ewasko, UNF
Mar 6 Buck Bradberry, CSU
Mar 13 B.J. Brinkmeier, AASU
Mar 20 Kyle Lucas, FMU
Mar 27 Ben Genrich, KSU
Apr 3 Kyle Lucas, FMU
Apr 10 Andy Mitchell, USCA
Apr 17 Mark Ray, Lander
Apr 24 Zach Conrad, USCA
May 1 Tod Ewasko, UNF

2002

Team	PBC	W-L
1. Kennesaw State #	25-5	46-13
2. North Florida #	23-7	40-16
3. Columbus State #	21-9	48-15
4. GC&SU	20-10	36-18
5. USC Aiken	16-14	37-19
6. Augusta State	13-16	30-24
7. Francis Marion	13-17	26-27
8. Armstrong Atlantic 11-18	34-21	
9. UNC Pembroke	9-21	25-29-1
10. Lander	7-22	19-29
11. USC Spartanburg	5-24	21-34

NCAA tournament participant

All-PBC

1B Chris Cooper, ASU
2B Demetrick Drumming, USCA
3B Lloyd Turner, KSU
SS Donny Hood, KSU
DH Tavis Cummings, USCA
C David Harriman, AASU
Andrew Ginther, CSU
UT Ryan Soehlig, UNF
Chris Gilstrap, CSU
OF Kirk Nordness, AASU
Ashley Farr, USCA
Travis Evans, KSU
Andy Jewell, UNCP
Gary Harris, GC&SU
P Matt Incinelli, UNF
Jason Burdette, CSU
Mike Roga, AASU
Grant Reynolds, KSU
Michael Joyce, GC&SU
RP Brian Baker, CSU

Player of the Year

Donny Hood, KSU

Pitcher of the Year

Grant Reynolds, KSU

Freshman of the Year

Chris Nowak, USC Spartanburg

Coach of the Year

Mike Sansing, KSU

2002

Player of the Week

Feb 11 Jon Chappell, GCSU
Feb 18 Stacy Bennett, AASU
Mar 5 David Harriman, AASU
Mar 11 Ricky Willis, UNF
Mar 18 Donny Hood, KSU
Mar 25 Taylor Groce, CSU
Apr 1 Ashley Farr, USCA
Apr 8 Ryan Soehlig, UNF
Apr 15 Andrew Ginther, CSU
Apr 22 Chris Gilstrap, CSU
Apr 29 Ladd Hammond, CSU
May 13 Christian Corvos, GCSU

Pitcher of the Week

Feb 11 Matt Incinelli, UNF
Feb 18 Brian Allen, AASU
Mar 5 Paul Ferrell, USCA
Mar 11 Mike Roga, AASU
Mar 18 Adam Horne, UNF
Mar 25 Grant Reynolds, KSU
Apr 1 Matt Goyen, GCSU
Apr 8 Jason Burdette, CSU
Apr 15 Erin Jones, FMU
Apr 22 Jason Nuzny, USCA
Apr 29 Matt Pender, KSU
May 13 Jason Burdette, CSU

2003

Team	PBC	W-L
1. Armstrong Atlantic # 20-10	36-15	
North Florida #	18-9	39-18
3. Kennesaw State #	18-10	30-20
4. Francis Marion #	18-12	40-18
5. Columbus State	15-14	33-20
6. GC&SU	15-15	29-22
7. Augusta State	13-16	30-21
USC Aiken	13-16	30-24
9. Lander	10-19	27-29
10. UNC Pembroke	10-20	28-25
11. USC Spartanburg	9-18	28-26

NCAA tournament participant

All-PBC

1B Taylor Groce, CSU
2B Demetrick Drumming, USCA
3B Jose Leger, GC&SU
SS Jason Weaver, FMU
DH John Graham, ASU
C Eddie Campbell, GC&SU
Andrew Ginther, CSU
UT Stacy Bennett, AASU
Scott Conway, KSU
OF Matt May, ASU
Ashley Farr, USCA
Jon Love, KSU
Jeff Millsaps, UNF
Clint Keown, USCA
P Erin Jones, FMU
Robert Burris, UNF
Jon Dobyms, AASU
Grant Reynolds, KSU
Jeremy Olson, AASU
RP Justin Cerrato, UNF

Player of the Year

Ashley Farr, USCA

Pitcher of the Year

Grant Reynolds, KSU

Freshman of the Year

Bennett Mayfield, ASU

Coach of the Year

Joe Roberts, AASU

2003

Player of the Week

Feb 11 George Fletcher, AASU
Feb 18 Bob Fenn, LU
Feb 25 Scott Conway, KSU
Mar 11 Brian Koon, CSU
Mar 17 Ashley Farr, USCA
Mar 24 Marion Knowles, UNF
Mar 31 Ashley Farr, USCA
Apr 7 Brandon McKinnon, AASU
Apr 14 Jeff Millsaps, UNF
Apr 21 Stacy Bennett, AASU
Apr 28 Clint Keown, USCA
May 13 Jeff Millsaps, UNF

Pitcher of the Week

Feb 11 Erin Jones, FMU
Feb 18 Grant Reynolds, KSU
Feb 25 Grant Reynolds, KSU
Mar 11 Brian Baker, CSU
Mar 17 Grant Reynolds, KSU
Mar 24 Grant Reynolds, KSU
Mar 31 Justin Cerrato, UNF
Apr 7 Grant Reynolds, KSU
Apr 14 Brent Hitz, UNCP
Apr 21 David Wilson, LU
Apr 28 David Wilson, LU
May 13 Jeremy Olson, AASU





Composite schedule of all PBC games in 2006

February

24	CSU at GC&SU	5:00	Lander at UNCP	1:00
25	NGC at AASU (DH)	12:00	CSU at USCA	1:00
	CSU at GC&SU (DH)	1:00	UPST at AASU	1:00
	Lander at FMU (DH)	1:00	8 Lander at GC&SU(DH)	1:00
	USCA at UPST (DH)	1:00	CSU at UPST (DH)	1:00
	ASU at UNCP	2:00	USCA at ASC (DH)	1:00
26	NGC at AASU	1:00	UNCP at NGC (DH)	2:00
	ASU at UNCP (DH)	1:00	AASU at FMU	3:00
	Lander at FMU	1:00	9 UNCP at NGC	1:00
	USCA at UPST	1:00	Lander at GC&SU	1:00
			CSU at UPST	1:00
			AASU at FMU (DH)	1:00
			USCA at ASC	1:00

March

4	ASU at Lander (DH)	Noon	14 FMU at UNCP (DH)	1:00
	USCA at UNCP (DH)	1:00	AASU at CSU	5:00
5	USCA at UNCP	1:00	NGC at GC&SU	6:00
	ASC at Lander	1:00	USCA at Lander	6:00
10	GC&SU at USCA	6:30	ASC at UPST	6:00
11	GC&SU at USCA (DH)	1:00	15 NGC at GC&SU (DH)	1:00
	UNCP at UPST (DH)	1:00	AASU at CSU (DH)	1:00
	FMU at CSU (DH)	1:00	USCA at Lander (DH)	1:00
12	UNCP at UPST	1:00	ASC at UPST (DH)	1:00
	FMU at CSU	1:00	FMU at UNCP	2:00
17	NGC at CSU	5:00	21 UPST at NGC	6:00
18	NGC at CSU (DH)	1:00	22 UPST at NGC (DH)	1:00
	UPST at GC&SU (DH)	1:00	UNCP at GC&SU (DH)	1:00
	FMU at ASC	2:00	Lander at CSU (DH)	1:00
	AASU at Lander	3:00	AASU at ASC	3:00
19	FMU at ASC (DH)	12:30	FMU at USCA	6:30
	UPST at GC&SU	1:00	23 AASU at ASC (DH)	12:30
	AASU at Lander (DH)	1:00	UNCP at GC&SU	1:00
24	GC&SU at FMU	7:00	Lander at CSU	1:00
25	UNCP at AASU (DH)	Noon	FMU at USCA (DH)	1:30
	USCA at NGC (DH)	1:00	28 CSU at UNCP (DH)	1:00
	GC&SU at FMU (DH)	1:00	29 CSU at UNCP	1:00
	UPST at Lander (DH)	1:00	GC&SU at AASU	3:00
	ASC at CSU	6:00	ASC at NGC	7:00
26	USCA at NGC	1:00	30 ASC at NGC (DH)	1:00
	UNCP at AASU	1:00	GC&SU at AASU (DH)	1:00
	ASC at CSU (DH)	1:00		
	UPST at Lander	2:00		
31	GC&SU at ASC	3:00		

April

1	UPST at AASU (DH)	Noon		
	GC&SU at ASC (DH)	12:30		
	NGC at FMU (DH)	1:00		
	Lander at UNCP (DH)	1:00		
	CSU at USCA (DH)	1:00		
2	NGC at FMU	1:00		

May

3	UPST at FMU	3:00
4	UPST at FMU (DH)	1:00
5	NGC at Lander	7:00
	AASU at USCA	7:30
6	AASU at USCA (DH)	1:30
	NGC at Lander (DH)	3:00

Overall Records

	Team W-L	PCT.
1.	AASU 526-257	.672
2.	CSU 483-301	.616
3.	GCSU 484-306	.613
4.	USCA 456-336	.576
5.	Lander 226-195	.537
6.	FMU 347-283	.551
7.	ASU 362-371	.494
8.	UNCP 309-368	.456
9.	UPST 252-432	.368
10.	NGC ---	---
	*UNF 339-139	.709
	*KSU 571-206	.735

PBC Records

	Team W-L	PCT.
1.	CSU 207-154	.573
2.	GCSU 207-154	.573
3.	AASU 199-156	.561
4.	USCA 179-174	.507
5.	FMU 163-177	.479
6.	Lander 106-128	.453
7.	ASU 152-210	.420
8.	UNCP 113-232	.328
9.	UPST 88-269	.246
10.	NGC ---	---
	*UNF 175-58	.751
	*KSU 219-88	.713

2006 PBC Preseason Baseball Poll

1.	USC Aiken (6)	77
2.	Francis Marion (3)	73
3.	AASU (1)	64
4.	GC&SU	60
5.	Columbus State	46
6.	USC Upstate	37
7.	North Georgia	35
8.	Augusta State	28
9.	Lander	16
10.	UNC Pembroke	14



PBC in Postseason and Rankings

PBC Teams In World Series Since 1988

- 1988 - Armstrong Atlantic State (5th)
- 1989 - Armstrong Atlantic State (7th)
North Florida (NAIA 3rd)
- 1990 - Columbus State (5th)
- 1991 - North Florida (NAIA 3rd)
- 1992 - None
- 1993 - USC Aiken (5th)
- 1994 - Armstrong Atlantic State (5th)
Kennesaw State (NAIA 1st)
- 1995 - Georgia College & State (2nd)
- 1996 - Kennesaw State (1st)
- 1997 - Kennesaw State (3rd)
- 1998 - Kennesaw State (2nd)
- 1999 - Kennesaw State (2nd)
- 2000 - North Florida (3rd)
- 2001 - North Florida (3rd)
- 2002 - Columbus State (1st)
- 2003 - Kennesaw State (3rd)
- 2004 - Columbus State (5th)
- 2005 - North Florida (2nd)



Darryl Boyd (throwing, below) was the PBC's top pitcher in 1993, going 7-1 and compiling a 1.79 ERA, leading the Pirates to a PBC championship and a South Atlantic Regional berth.

PBC Teams In NCAA South Atlantic Regionals Since 1988 (Seed in Parenthesis)

- 1988 - Armstrong Atlantic State (1)
Columbus State (2)
- 1989 - Armstrong Atlantic State (1)
- 1990 - Armstrong Atlantic State (1)
Columbus State (2)
- 1991 - Armstrong Atlantic State (1)
- 1992 - Armstrong Atlantic State (1)
USC Aiken (2)
- 1993 - USC Aiken (1)
Armstrong Atlantic State (2)
Francis Marion (3)
- 1994 - Columbus State (1)
Armstrong Atlantic State (2)
North Florida (2 - South)
- 1995 - Kennesaw State (1)
North Florida (1 - South)
Georgia College & State (3)
- 1996 - Kennesaw State (1)
Columbus State (2)
- 1997 - Kennesaw State (1)
Georgia College & State (3)
North Florida (3 - South)
- 1998 - Kennesaw State (1)
Armstrong Atlantic State (2)
Columbus State (4)
- 1999 - North Florida (1)
Kennesaw State (3)
Armstrong Atlantic State (4)
- 2000 - North Florida (1)
Georgia College & State (3)
Kennesaw State (4)
- 2001 - North Florida (1)
Kennesaw State (2)
Georgia College & State (3)
- 2002 - Kennesaw State (1)
North Florida (2)
Columbus State (3)
GC&SU (4)
- 2003 - North Florida (1)
Armstrong Atlantic State (2)
Kennesaw State (3)
Francis Marion (4)
- 2004 - North Florida (1)
Columbus State (3)
Augusta State (4)
- 2005 - North Florida (1)
Kennesaw State (2)
Francis Marion (3)
USC Aiken (4)

DII Final Poll Since 1988 (Rank in Parenthesis)

- 1988 - Armstrong Atlantic State (4)
Columbus State (8)
- 1989 - Armstrong Atlantic State (1)
Columbus State (15)
- 1990 - Armstrong Atlantic State (1)
Columbus State (17)
- 1991 - Armstrong Atlantic State (12)
- 1992 - USC Aiken (6)
Armstrong Atlantic State (8)
Columbus State (18)
- 1993 - USC Aiken (5)
Armstrong Atlantic State (11)
Francis Marion (19)
- 1994 - Armstrong Atlantic State (5)
North Florida (10)
Georgia College & State (14)
Columbus State (17)
- 1995 - Georgia College & State (2)
Kennesaw State (10)
North Florida (11)
Columbus State (23)
- 1996 - Kennesaw State (1)
Columbus State (7)
Georgia College & State (30)
Armstrong Atlantic State (31)
- 1997 - Kennesaw State (4)
Georgia College & State (7)
North Florida (11)
- 1998 - Kennesaw State (2)
Columbus State (18)
Armstrong Atlantic State (19)
North Florida (21)
- 1999 - Kennesaw State (2)
North Florida (5)
Armstrong Atlantic State (10)
Columbus State (12)
Lander (24)
Georgia College & State (30)
- 2000 - North Florida (3)
Georgia College & State (6)
Kennesaw State (17)
Columbus State (24)
Armstrong Atlantic State (25)
- 2001 - North Florida (3)
Kennesaw State (6)
Georgia College & State (10)
Armstrong Atlantic State (15)
Lander (18)
Columbus State (22)
- 2002 - Columbus State (1)
Kennesaw State (5)
North Florida (10)
Georgia College & State (14)
USC Aiken (20)
- 2003 - Kennesaw State (3)
North Florida (5)
Armstrong Atlantic State (9)
Francis Marion (18)
Columbus State (22)
- 2004 - Columbus State (5)
North Florida (7)
Augusta State (19)
GC&SU (29)
- 2005 - North Florida (2)
Kennesaw State (10)
USC Aiken (12)
Francis Marion (14)
Armstrong Atlantic State (18)
GC&SU (28)

PBC Teams In NCAA



The top seed in the South Atl. Region has been a PBC team every year since 1986



PBC Yearly Statistical Leaders (Team)

Batting

Yr	School	GP	AB	H	Avg.
1992	Armstrong State	59	2299	602	.316
1993	Armstrong State	59	1971	666	.338
1994	Kennesaw State	62	1902	628	.330
1995	Kennesaw State	55	1854	613	.331
1996	Francis Marion	37	1289	399	.310
1997	Francis Marion	47	1577	488	.309
1998	Kennesaw State	66	2250	768	.342
1999	Lander	48	1634	530	.324
2000	GC&SU	59	1977	625	.316
2001	Armstrong Atlantic	53	1787	615	.344
2002	Armstrong Atlantic	55	1890	641	.339
2003	USC Aiken	54	1890	626	.331
2004	Augusta State	56	1882	601	.319
2005	Armstrong Atlantic	50	1686	556	.330

Scoring

Yr	School	GP	R	R/Game
1992	Armstrong State	59	502	8.51
1993	Armstrong State	59	565	9.58
1994	Armstrong State	66	571	8.65
1995	Kennesaw State	55	433	7.87
1996	Columbus College	56	399	7.13
1997	Kennesaw State	62	447	7.21
1998	Kennesaw State	66	628	9.51
1999	North Florida	60	506	8.43
2000	North Florida	63	514	8.16
2001	Columbus State	56	497	8.88
2002	Columbus State	63	511	8.11
2003	Augusta State	51	407	7.98
2004	Augusta State	56	424	7.57
2005	USC Upstate	54	413	7.65

Home Runs

Yr	School	GP	HR	HR/Game
1992	N/A			
1993	Augusta College	51	64	1.25
1994	Augusta College	52	62	1.19
1995	Columbus College	60	55	0.92
1996	Columbus College	56	91	1.63
1997	Columbus State	55	63	1.15
1998	Kennesaw State	66	91	1.38
1999	North Florida	60	92	1.53
2000	USC Aiken	56	74	1.32
2001	Kennesaw State	60	69	1.15
2002	USC Aiken	56	78	1.39
2003	Kennesaw State	58	83	1.43
2004	Kennesaw State	56	60	1.07
2005	GC&SU	53	60	1.13

Stolen Bases

Yr	School	GP	SB-SBA	SB/Game
1992	N/A			
1993	Francis Marion	43	79-91	1.84
1994	USC-Aiken	57	150-174	2.63
1995	Georgia College	61	115-149	1.89
1996	Kennesaw State	65	107-138	1.65
1997	Francis Marion	47	77-109	1.64
1998	GC&SU	57	113-155	1.98
1999	GC&SU	55	141-181	2.56
2000	Augusta State	54	120-153	2.22
2001	Columbus State	56	135-172	2.41
2002	GC&SU	54	126-173	2.33
2003	GC&SU	51	113-155	2.22
2004	Augusta State	56	131-172	2.34
2005	UNC Pembroke	54	94-117	1.74

Fielding

Yr	School	GP	PO	Ast	Err	Pct
1992	Columbus College	53	1280	491	64	.965
1993	Kennesaw State	54	1176	457	56	.967
1994	Kennesaw State	62	1415	623	93	.956
1995	Columbus College	60	1515	638	88	.961
1996	Columbus College	56	1455	608	76	.964
1997	Armstrong Atlantic	58	1444	639	85	.961
1998	Kennesaw State	66	1671	765	72	.971
1999	Armstrong Atlantic	56	1409	558	74	.964
2000	Armstrong Atlantic	54	1397	553	81	.960
2001	Lander	51	1261	517	74	.960
	Columbus State	56	1346	587	81	.960
2002	Kennesaw State	59	1513	626	71	.968
2003	Kennesaw State	58	1472	615	75	.965
2004	Kennesaw State	56	1378	572	67	.967
	North Florida	59	1529	668	75	.967
2005	North Florida	64	1694	722	83	.967

Earned Runs

Yr	School	GP	IP	R	ER	ERA
1992	Armstrong State	59	495.1	203	128	2.33
1993	Armstrong State	59	502	243	145	2.69
1994	Armstrong State	66	567.2	311	212	3.36
1995	Kennesaw State	55	463.1	201	144	2.80
1996	Kennesaw State	65	562	242	189	3.03
1997	Kennesaw State	62	521	210	154	2.66
1998	Kennesaw State	66	557	192	154	2.49
1999	Kennesaw State	63	530	253	199	3.38
2000	Kennesaw State	58	491	247	189	3.46
2001	Francis Marion	51	426.1	259	182	3.84
2002	Columbus State	63	530.2	272	181	3.07
2003	Armstrong Atlantic	51	431.1	169	130	2.71
2004	Francis Marion	46	386.2	199	150	3.49
2005	Francis Marion	51	433.7	197	150	3.11



Eric Chavez led the Peach Belt in both home runs (21) and RBI (82) en route to PBC Player of the Year honors in 1992.



All-America Tony Kunka led the Peach Belt in RBIs in 1994 with 86 (1.32 per game).



Individual Batting Records

Highest Batting Average

Season .483 by Ashley Farr (USCA), 2003
Career .420 by Ashley Farr (USCA), 2002-04

Highest Slugging Percentage

Season .837 by Jason Jones (KSU), 1999
Career .732 by Ryan Coe (KSC), 1994-95

Most Games Played

Season 69 by Greg Winters (GC), 1995
Career 241 by Jason Jones (KSU), 1996-99

Most At Bats

Game 8, 15 times. (7 times in 2005)
Season 271 by Kevin Baldwin, (KSU), 1998
Career 843 by Nathan Cothran (KSU), 1995-98

Most Runs Scored

Game 6 by Clint Watters (KSU) vs. Clark Atlanta, 3-23-04
 6 by Kevin Faulkner (LU) vs. Belmont Abbey, 4-20-04
Season 88 by Nathan Cothran (KSU), 1998
Career 230 by Brad Bouras (CSU), 1998-01

Most Hits

Game 7 by Adrian Colton (KSU) vs. Clark Atlanta, 3-23-04
Season 103 by Jason Jones (KSU), 1998
Career 303 by Brad Bouras (CSU), 1998-01

Most Runs Batted In

Game 10 by Jason Berry (USCS) vs. Belmont Abbey, 3-13-01
Season 103 by Jason Jones (KSU), 1998
Career 255 by Brad Bouras (CSU), 1998-01

Most Doubles

Game 4 by Nathan Grant (USCA) vs. Southern Indiana, 3-9-99
 4 by Chris Hodge (AC) vs. Presbyterian, 4-15-93
 4 by Steve Young (ASC) vs. Howard, 2-14-93
Season 26 by Chris Grady (GC), 1996
 26 by Kyle Catrett (UNF), 2000
Career 69 by Clint Watters (KSU), 2001-04

Most Triples

Game 3 by Rauf Tunali (KSU) vs. Lincoln Memorial, 2-22-97
Season 9 by Matt May (ASU), 2001
Career 18 by Dustin Sands (FMU), 1995-98

Most Home Runs

Game 4 by Steve Wilfing (FMU) vs. Newberry, 4-7-93
Season 26 by Jason Jones (KSU), 1998
Career 63 by Brad Bouras, 1998-01

Most Consecutive Games with a Home Run

7 by Ryan Coe (KSC, 1994)

Most Total Bases

Game 20 by Jason Berry (USCS) vs. Belmont Abbey, 3-13-01
Season 206 by Jason Jones (KSU), 1998
Career 561 by Brad Bouras (CSU), 1998-01

Most Walks

Game 4 by many
Season 67 by Greg Winters (GC), 1996
Career 199 by Greg Winters (GC), 1993-96

Most Times Hit by Pitch

Game 4 by Stephen Worrell (CSU) vs. Pfeiffer, 5-13-04 (**DII Record**)
Season 30 by Deron Spink (ASC), 1994
Career 45 by J. Taylor (FMU), 1999-2000

Most Stolen Bases

Game 5 by Brandon Sumlin (ASU) vs. Molloy, 3-5-05
 5 by Clint Keown (USCA) vs. Lindsey-Wilson, 3-12-03
Season 52 by Clint Keown (USCA), 2003
Career 87 by Clint Keown (USCA), 2001-03

Longest Hitting Streak

Season 41 by David Harriman (AASU), 2002
Career 47 by Sam Barth (ASU), 2004-05 (**DII Record**)

Most Sacrifice Hits

Game 3 by many
Season 16 by Rob Recuenco (AASU), 2004
Career 28 by Rob Recuenco (AASU), 2004-05

Individual Pitching Records

Most Appearances

Season 33 by Josh Papelbon (UNF), 2005
 33 by Eric Stewart (UNCP), 2004
 33 by Mike Wood (UNF), 2001
 33 by Blake Allen (CSU), 2001
Career 98 by Brian Baker (CSU), 2002-05

Most Starts

Season 20 by Kevin Dye (GC), 1995
Career 65 by Matt Incinelli (UNF), 1999-2002

Most Complete Games

Season 12 by Rusty Kea (GC), 1992
 12 by Tod Ewasko (UNF), 2001
Career 29 by Erin Jones (FMU), 2002-04

Most Relief Appearances

Season 33 by Josh Papelbon (UNF), 2005
Career 85 by Zach Shelnut (AASU), 2001-04

Most Wins

Season 14 by Brad Reed (KSU), 2001
 14 by Tod Ewasko (UNF), 2001
 14 by Brian Rauch (UNF), 2001
Career 45 by Matt Incinelli (UNF), 1999-2002

Most Consecutive Wins

Season 13 by Chris McKnight (KSC), 1995
Career 18 by Greg Perry (KSU), 1995-99

Highest Win-Loss Percentage (Min. 10 decisions)

Season 1.000 (12-0) by Jason Childers (KSC), 1996
 1.000 (12-0) by Dusty Keppen (KSU), 1998
 1.000 (10-0) by Adam Brandenburg (KSU), 2002
Career 1.000 (18-0) by Greg Perry (KSU), 1995-99

Most Saves

Season 16 by Mike Wood (UNF), 2001
Career 22 by Brian Baker (CSU), 2002-05
 22 by Casey Jackson (ASU), 1996-98

Lowest Earned Run Average

Season 0.89 by Steve Lee (USCA), 1993
Career 0.91 by Steve Lee (USCA), 1992-93

Consecutive Scoreless Innings

Season 30.1 by Mark Ewing (ASC), 1992

Consecutive Scoreless Appearances

Season 24 by Matt Nalutka (AASU), 2005

Most Innings Pitched

Game 12.0 by Ashley Brewer (UNCP) vs. USC Aiken, 4-3-04
 12.0 by Jason Nunzy (USCA) vs. AASU, 3-30-02
Season 144.2 by Kevin Dye (GC), 1995
Career 430.2 by Matt Incinelli (UNF), 1999-2002

Most Strikeouts

Game 19 by Jeremy Ward (UNCP) vs. AASU, 4-28-01
 19 by Grant Reynolds (KSU) vs. USCA, 3-14-03
Season 146 by Tony Pierce (KSU), 1999
Career 328 by Matt Incinelli (UNF), 1999-2002

Most Walks

Game 11 by Clint Brooks (ASC) vs. Valdosta State, 4-11-95
 11 by Antone Brooks (FMU) vs. USC Aiken, 3-30-93
Season 67 by Mark Copland (ASU), 1997
Career 172 by Chris Daniels (USCA), 1997-2000

Most Shutouts

Season 4 by Jason Childers (KSC), 1996
 4 by Daryle Gavlick (ASC), 1992
Career 5 by Jason Childers (KSU), 1996-97

Most Consecutive Shutouts

Season 3 by Mark Ewing (ASC), 1992

Individual Fielding Records

Most Putouts

Game 20 by Michael Wadowski (USCA) vs. USC Upstate, 2-13-05
Season 577 by Joey Russell (UNF), 2004
Career 1,090 by Joey Russell (UNF), 2003-04

Most Assists

Game 10 by many (last: Adam Brandenburg, 2004)
Season 199 by Willie Harris (KSU), 1999
Career 513 by Alfredo Lugo (GCSU), 1998-01

Peach Belt Conference Records (All Games)

Most Errors

Game	5 by Bennett Mayfield (ASU) vs. Columbus State, 2-16-04
	5 by Brad Bender (ASC) vs. North Florida, 4-2-96
Season	42 by Shane Hopper (CSU), 1999
Career	88 by Tony Hanks (USCA), 2001-04

Most Passed Balls

Game	5 by David Gillespie (USCA) vs UNC Pembroke, 4-21-00
Season	31 by David Gillespie (USCA), 2000
Career	49 by Derrick Roadcap (FMU), 1991-94

Team Records

Most Wins in a Season:	61 by Kennesaw State, 1998 (DII Record)
Most Consecutive Wins:	30 by Kennesaw State, 1998 (DII Record)
Most Consecutive Home Wins:	31 by Kennesaw State, 1998
Most Consecutive Away Wins:	11 by Kennesaw State, 1998
Best Won-Lost Percentage:	.924 (61-5) by Kennesaw State, 1998
Most Losses in a Season:	42 by USC Spartanburg, 2001
Most Consecutive Losses:	16 by Pembroke State, 1994
Most Consecutive Home Losses:	10 by Pembroke State, 1994
Most Consecutive Away Losses:	9 by Francis Marion, 1999 & 2002
Longest Game:	16 inn. by Lander (3) vs. Francis Marion (1), 4-12-98
	16 inn. by GC&SU (8) vs. USC Aiken (7), 2-17-02

Team Batting Records

Highest Batting Average

Season	.344 by Armstrong Atlantic State, 2001
---------------	--

Most At Bats

Game	66 by USC Aiken vs. USC Upstate, 2-13-05
Season	2270 by Georgia College, 1995

Most Runs

Inning	16 by Kennesaw State vs. Knoxville, 4-19-96
Game	35 by Kennesaw State vs. Clark Atlanta, 3-23-04
Season	628 by Kennesaw State, 1998

Most Hits

Inning	13 by Kennesaw State vs. Knoxville, 4-19-96
Game	30 by Kennesaw State vs. Clark Atlanta, 3-23-04
Season	768 by Kennesaw State, 1998 (DII National Record)

Most Runs Batted In

Inning	15 by Kennesaw State vs. Knoxville, 4-19-96
Game	32 by Kennesaw State vs. Clark Atlanta, 3-23-04
Season	558 by Kennesaw State, 1998

Most Doubles

Inning	5 by USC Aiken vs. GC&SU, 3-7-99
Game	11 by USC Upstate vs. Bloomfield, 2-5-05
	11 by Armstrong State vs. S.C. State, 3-30-93
Season	152 by Kennesaw State, 1998

Most Triples

Inning	2 by Francis Marion vs. North Greenville, 4-24-04
	2 by Augusta College vs. USC Spartanburg, 4-14-95
	2 by Armstrong State vs. Howard, 2-19-94
Game	4 by six teams. Last: UNCP vs. St. Augustine's, 4-26-05
Season	38 by Armstrong State, 1994

Most Home Runs

Inning	3, several times
Game	11 by Francis Marion vs. Newberry, (4-7-93)
Season	92 by Columbus College, 1996
	92 by North Florida, 1999

Most Grand Slams

Game	2 by Francis Marion vs. Newberry, 4-7-93
	2 by USC Spartanburg vs. Belmont Abbey, 3-13-01
Season	5 by Armstrong State, 1994
	5 by USC Aiken, 2002

Most Total Bases

Inning	19 by UNC Pembroke vs. East Stroudsburg, 3-8-03
Game	69 by USC Spartanburg vs. Belmont Abbey, 3-13-01
Season	1,215 by Kennesaw State, 1998

Most Times Walked

Inning	7 by GC&SU vs. North Florida, 4-15-00
	7 by USC Aiken vs. Fairmont State, 3-7-00
	7 by Francis Marion vs. West Virginia State, 3-27-92
Game	18 by Columbus State vs. Albany State, 4-6-05
	18 by USC Aiken vs. Fairmont State, 3-7-00
Season	383 by Armstrong State, 1993

Most Sacrifice Hits

Game	6 by AASU vs. FMU, 4-6-03 (ties DII Record)
Season	74 by GC&SU, 1995 (DII Record)

Most Sacrifice Flies

Game	6 by Armstrong State vs. Gannon, 2-28-92
Season	62 by Armstrong State, 1994 (DII Record)

Most Stolen Bases

Inning	5 by Pembroke State vs. St. Andrews
Game	11 by UNC Pembroke vs. Saint Augustine's, 4-26-05
Season	168 by USC Aiken, 1992

Most Stolen Base Attempts

Inning	6 by Pembroke State vs. St. Andrews
Game	11 by UNC Pembroke vs. Saint Augustine's, 4-26-05
	11 by GC&SU vs. USC Aiken, 2-17-02
Season	202 by USC Aiken, 1992

Most Times Hit by Pitch

Inning	4 by Armstrong Atlantic vs. Adelphi, 3-7-00
Game	9 by USC Aiken vs. Taylor, 3-28-02
Season	80 by Lander, 2004

Most Consecutive Games Without Being Shutout, Season

	66 by Kennesaw State, 1998
--	----------------------------

Most Consecutive Games Without Being Shutout, Overall

	260 by USC Aiken, 3-9-96 to 3-4-00
--	------------------------------------

Largest Winning Margin

Game	35 by Kennesaw State (35) vs. Clark Atlanta (0), 3-23-04
-------------	--

Team Pitching Records

Most Complete Games

Season	26 by Georgia College, 1992
---------------	-----------------------------

Lowest Earned Run Average

Season	2.33 by Armstrong State, 1992
---------------	-------------------------------

Most Innings Pitched

Season	586.2 by Georgia College, 1995
---------------	--------------------------------

Most Strikeouts

Inning	4, several times
Game	22 by Columbus State vs. USC Aiken, 5-11-94
Season	510 by USC Aiken, 1995

Most Walks Allowed

Inning	6, several times
Game	22 by Columbus State vs. Huntingdon, 4-13-99
Season	297 by Armstrong State, 1994

Most Shutouts

Season	12 by Kennesaw State, 1998
---------------	----------------------------

Most Saves

Season	21 by North Florida, 2005
---------------	---------------------------

Team Fielding Records

Most Putouts

Game	48 by Francis Marion vs. Lander, 4-12-98
	48 by GC&SU vs. USC Aiken, 2-17-02
	48 by USC Aiken vs. GC&SU, 2-17-02
Season	1760 by Georgia College, 1995

Most Assists

Inning	7, several times
Game	25 by Kennesaw State vs. Montreat, 3-11-96
Season	771 by Kennesaw State, 1993

Most Errors

Inning	4 by Augusta State vs. Erskine, 3-31-98
Game	9 by Francis Marion vs. UNC Pembroke, 2-14-98
	9 by Francis Marion vs. Lander, 4-12-98
Season	157 by Georgia College & State Univ., 1997

Most Double Plays

Game	6 by Lander vs. USC Aiken, 3-15-98 (T-DII Record)
Season	71 by Kennesaw State, 2005

Most Passed Balls

Game	5 by GC&SU vs. Wisconsin-Parkside, 3-15-05
	5 by USC Aiken vs. UNC Pembroke, 4-21-00
	5 by GC&SU vs. UNC Pembroke, 4-6-03
Season	41 by USC Aiken, 2000



Peach Belt Conference Records (PBC Games)



Individual Batting Records

Highest Batting Average

Season .469 by Ryan Coe (KSC), 1995
Career .392 by Ashley Farr (USCA), 2002-04

Highest Slugging Percentage

Season 1.059 by Tarry Stokes (AC), 1995
Career .713 by Tarry Stokes (AC) 1992-95

Most Games

Season 30 by many
Career 115 by Jerry Honeycutt (FMU), 2000-03

Most At Bats

Game 8 by five players
Season 133 by Julius Thames (KSU), 2002
Career 411 by Jerry Honeycutt (FMU), 2000-03

Most Runs Scored

Game 5 by Kurt McKee (CSU) vs. UNC Pembroke, 4-25-04
5 by Joseph Russell (UNF) vs. Augusta State, 2-23-03
5 by Bo Counts (KSU) vs. USC Aiken, 4-28-01
5 by Antone Brooks (FMU) vs. Columbus, 3-29-93
Season 44 by Willie Harris (KSU), 1999
Career 85 by Alfredo Lugo (GC&SU), 1998-2001

Most Hits

Game 6 by Kurt McKee (CSU) vs. UNC Pembroke, 4-25-04
Season 50 by Antonio Evans (USCA), 1999
Career 131 by Jerry Honeycutt (FMU), 2000-03

Most Runs Batted In

Game 8 by Scott Conway (KSU) vs. Francis Marion, 2-22-03
Season 44 by Jason Jones (KSU), 1999
Career 93 by Jason Jones (KSU), 1996-99

Most Doubles

Game 3, nine times.
Season 15 by Donny Hood (KSU), 2002
Career 31 by Dustin Sands (FMU), 1995-98

Most Triples

Game 2, eight times.
Season 6 by Dustin Sands (FMU), 1998
Career 12 by Dustin Sands (FMU), 1995-98

Most Home Runs

Game 3, five times. Last: George Fletcher (AASU) vs. USCA, 5-8-04
Season 14 by Jason Jones (KSU), 1999
Career 25 by Jason Jones (KSU), 1996-99

Most Consecutive Games with a Home Run

4 by David Harriman (AASU), 4-14-01 to 4-21-01

Most Total Bases

Game 14 by George Fletcher (AASU) vs. USC Aiken, 5-8-04 (3 HR, 1 2B)
Season 94 by Jason Jones (KSU), 1999
Career 215 by Jason Jones (KSU), 1996-99

Most Walks

Game 4, six times.
Season 27 by Travis Evans (KSU), 2002
27 by Chris Edwards (USCA), 2000
Career 73 by Travis Evans (KSU), 2002-05

Most Stolen Bases

Game 4 by many
Season 22 by Jason Samples (GCSU), 2002
Career 48 by Jason Samples (GCSU), 2000-03

Longest Hitting Streak

Season 25 by Sam Barth (ASU), 2004
Career 31 by Sam Barth (ASU), 2004-05

Most Sacrifice Hits

Game 3 by Justin Mills (GCSU) vs. AASU, 4-25-04
3 by Nick Hoffman (UNCP) vs. AASU, 5-3-03
3 by Dan Roney (USCA) vs. GC&SU, 4-3-93
Season 13 by Rob Recuenco (AASU), 2004
Career 21 by Rob Recuenco (AASU), 2004-05

Individual Pitching Records

Most Appearances

Season 18 by Eric Stewart (UNCP), 2004
Career 55 by Brian Baker (CSU), 2002-05

Most Starts

Season 11 by Wes McColl (USCA), 2003
Career 31 by Chris Daniels (USCA), 1997-2000

Most Complete Games

Season 9 by Erin Jones (FMU), 2003
9 by Tony Pierce (CSU), 1999
Career 17 by Erin Jones (FMU), 2002-03

Most Relief Appearances

Season 18 by Eric Stewart (UNCP), 2004
Career 43 by Zach Shelmutt (AASU), 2001-04

Most Wins

Season 9 by Tony Pierce (CSU), 1999
Career 29 by Matt Incinelli (UNF), 1999-2002

Most Consecutive Wins

Season 8 by Jon Dobyms (AASU), 2003
8 by Matt Incinelli (UNF), 2002
8 by Matt Pender (KSU), 2002
8 by Tony Pierce (CSU), 1999
Career 11 by Darryll Boyd (AASU) (11-0), 1992-93

Highest Win-Loss Percentage (Min. seven decisions)

Season 1.000 (8-0) by Jon Dobyms (AASU), 2003
1.000 (8-0) by Matt Pender (KSU), 2002
1.000 (7-0) by Chris McKnight (KSC), 1995
Career 1.000 (11-0) by Darryll Boyd (AASU), 1992-93

Most Saves

Season 10 by Cody Williams (ASU), 2004
Career 15 by Brian Baker (CSU), 2002-Present

Best Earned Run Average (Min. 30.0 IP)

Season 0.57 by Josh Papelbon (UNF), 2005 (31.2 IP)
Career 2.44 by Chris Bowen (KSU), 1996-99

Most Consecutive Scoreless Innings

Season 21.1 by Mark Ewing (ASC), 1992

Most Consecutive Scoreless Appearances

Season 13 by Matt Nalutka (AASU), 2005

Most Innings Pitched

Game 12.0 by Ashley Brewer (UNCP) vs. USC Aiken, 4-3-04
12.0 by Jason Nuzny (USCA) vs. AASU, 3-30-02
Season 87.0 by Tony Pierce (CSU), 1999
Career 314.2 by Brian Baker (KSU), 2002-05

Most Strikeouts

Game 19 by Grant Reynolds (KSU) vs. USC Aiken, 3-14-03
19 by Jeremy Ward (UNCP) vs. AASU, 4-28-01
Season 105 by Grant Reynolds (KSU), 2002
Career 208 by Matt Incinelli (UNF), 1999-2002

Most Walks

Game 11 by Antone Brooks (FMU) vs. USC Aiken, 3-30-93
Season 45 by Chris Daniels (USCA), 2000
Career 127 by Chris Daniels (USCA), 1997-2000

Most Shutouts

Season 3 by Steve Pacheco (GCSU), 2001
3 by Jeremy Wedel (AASU), 1998
Career 5 by Adam Horne (UNF), 1999-2002

Most Consecutive Shutouts

Career 2 by Jeff Agard (ASC), 1996
2 by Mark Ewing (ASC), 1992

Individual Fielding Records

Most Putouts

Game 20 by Michael Wadowski (USCA) vs. USC Upstate, 2-13-05
Season 305 by Michael Pelley (AASU), 2003
Career 493 by Luke Ogletree (FMU), 2004-05

Most Assists

Game 10, six times. Last by Kurt McKee (CSU) vs. USCS, 4-5-03
Season 101 by Ryan Knight (UNF), 2004
Career 235 by Jason Weaver (FMU), 2003-05

Most Errors

Game 5 by Bennett Mayfield (ASU) vs. Columbus State, 2-16-04
Season 19 by Tony Hanks (USCA), 2004
19 by Marc Bishop (USCA), 2000
Career 49 by Tony Hanks (USCA), 2002-04

Most Passed Balls

Game 4 by Grady Blanchard (ASU) vs. AASU, 2-8-98
Season 21 by David Gillespie (USCA), 2000
Career 22 by David Gillespie (USCA), 2000-01

Peach Belt Conference Records (PBC Games)

Team Records

Most Wins in a Season: 27 by Kennesaw State, 1998
Most Consecutive Wins: 17 by Kennesaw State, 1998
Most Consecutive Home Wins: 23 by Kennesaw State, 1997-99
Most Consecutive Away Wins: 9 by Kennesaw State, 1996-97
Best Won-Lost Percentage: .964 (27-1) by Kennesaw State, 1998
Most Losses in a Season: 24 by USC Spartanburg, 1998
Most Consecutive Losses: 11 by Francis Marion, 1999
Most Consecutive Home Losses: 8 by Augusta State, 1996-97
Most Consecutive Away Losses: 15 by Francis Marion, 2001-02
Longest Game (by innings):
 16 innings, Lander (3) vs. Francis Marion (1), 4-12-98
 16 innings, GC&SU (8) vs. USC Aiken (7), 2-17-02

Team Batting Records

Highest Batting Average

Season .348 by Kennesaw State, 1998

Most At Bats

Game 66 by USC Aiken vs. USC Upstate, 2-13-05
Season 1071 by USC Aiken, 2002

Most Runs

Inning 10 by AASU vs. UNC Pembroke, 5-3-03
 10 by USC Aiken vs. GC&SU, 3-7-99
Game 28 by North Florida vs. Kennesaw State, 4-5-03
Season 256 by Kennesaw State, 1998

Most Hits

Inning 9 by North Florida vs. Kennesaw State, 4-5-03
 9 by Augusta State vs. USC Aiken, 4-8-95
 9 by USC Aiken vs. GC&SU, 3-7-99
Game 28 by North Florida vs. Kennesaw State, 4-5-03
 28 by Francis Marion vs. Columbus College, 3-29-93
Season 335 by Armstrong Atlantic State, 2001

Most Runs Batted In

Inning 10 by AASU vs. UNC Pembroke, 5-3-03
 10 by USC Aiken vs. GC&SU, 3-7-99
Game 26 by North Florida vs. Kennesaw State, 4-5-03
Season 225 by Kennesaw State, 1998

Most Doubles

Inning 5 by USC Aiken vs. Ga. College & State Univ., 3-7-99
Game 9 by Kennesaw State vs. USC Spartanburg, 3-29-03
Season 71 by USC Aiken, 2000

Most Triples

Inning 2 by Augusta College vs. USC Spartanburg, 4-14-95
Game 4 by Augusta College vs. USC Spartanburg, 4-14-95
Season 13 by USC Spartanburg, 2004

Most Home Runs

Inning 3 by AASU vs. UNC Pembroke, 5-3-03 (5th inning)
 3 by North Florida vs. Kennesaw State, 4-5-03 (7th inning)
Game 6 by Kennesaw State vs. Francis Marion, 2-22-03
 6 by Armstrong State vs. Augusta College, 3-20-94
Season 43 by USC Aiken, 2000

Most Total Bases

Inning 18 by AASU vs. UNC Pembroke, 5-3-03 (5th inning)
Game 49 by North Florida vs. Kennesaw State, 4-5-03
Season 516 by Kennesaw State, 1998

Most Times Walked

Inning 5 by Columbus State vs. UNC Pembroke, 3-28-98
 5 by Augusta State vs. USC Spartanburg, 4-5-97
Game 13 by Columbus State vs. GC&SU, 5-7-03
 13 by Armstrong State vs. USC Aiken, 4-24-94
 13 by Francis Marion vs. Georgia College, 3-5-94
Season 154 by USC Aiken, 2000

Most Stolen Bases

Game 8 by GC&SU vs. USC Aiken, 2-17-02
Season 84 by GC&SU, 2002

Most Sacrifice Hits

Game 6 by AASU vs. Francis Marion, 4-6-03 (**ties DII Record**)
Season 58 by AASU, 2003

Most Times Hit by Pitch

Inning 3 by USC Spartanburg vs. Augusta State, 4-5-97
 3 by Columbus State vs. Augusta State, 2-22-97
Game 5, five times.
Season 43 by Kennesaw State, 2005

Most Consecutive Games Without Being Shutout, Season

30 by USC Aiken, 2003
 30 by USC Aiken, 2002
 30 by Kennesaw State, 2001
 30 by Armstrong Atlantic State, 2001
 30 by USC Aiken, 2000

Most Consecutive Game Without Being Shutout, Overall

126 by USC Aiken, 1996-2001

Largest Winning Margin

Game 19 by GC&SU vs. Lander (21-2), 3-5-05
 19 by GC&SU vs. UNC Pembroke (20-1), 4-6-02

Team Pitching Records

Most Complete Games

Season 21 by Francis Marion, 2003

Lowest Earned Run Average

Season 1.89 by Armstrong State, 1992

Most Innings Pitched

Season 259.2 by USC Aiken, 2002

Most Strikeouts

Inning 3, many times
Game 22 by Columbus State vs. USC Aiken, 5-11-94
Season 238 by GC&SU, 2002

Most Walks Allowed

Game 14 by Francis Marion vs. USC Spartanburg, 3-7-98
Season 152 by GC&SU, 2003

Most Shutouts

Season 5 by Kennesaw State, 1996

Most Saves

Season 11 by Augusta State, 2004

Most Wild Pitches

Game 6 by Augusta State vs. Kennesaw State, 3-28-97
 6 by Francis Marion vs. USC Aiken, 3-3-02
 6 by Francis Marion vs. Columbus State, 4-20-02
Season 37 by Francis Marion, 2002

Most Hit by Pitch

Game 5, four times.
Season 40 by Columbus State, 2003

Team Fielding Records

Highest Fielding Pct.

Season .973 by North Florida, 2004

Most Putouts

Game 48 by Francis Marion vs. Lander, 4-12-98
 48 by USC Aiken vs. GC&SU, 2-17-02
 48 by GC&SU vs. USC Aiken, 2-17-02
Season 773 by Kennesaw State, 2002

Most Assists

Game 28 by North Florida vs. UNC Pembroke, 2-12-05
Season 344 by Columbus State, 2004

Most Errors

Game 9 by Francis Marion vs. UNC Pembroke, 2-14-98
Season 75 by Francis Marion, 1999

Most Double Plays

Game 4, five times.
Season 33 by Columbus State, 2004

Most Passed Balls

Game 5 by GC&SU vs. UNC Pembroke, 4-6-03
 5 by USC Aiken vs. UNC Pembroke, 4-21-00
Season 25 by USC Aiken, 2000

Pirates in the Postseason



1982 NAIA District 25 (2-2, 3rd)

(at Jacksonville, AL)
 Florida Atlantic 6, ASC 5
 ASC 13, Flagler 1
 ASC 12, Shorter 5
 Florida Atlantic 25, ASC 10

1983 NAIA District 25 (3-2, 2nd)

(at Boca Raton, FL)
 Shorter 6, ASC 0
 ASC 9, Southern Tech 8
 ASC 4, Georgia College 0
 ASC 10, Flagler 5
 Florida Atlantic 7, ASC 3

1984 NAIA District 25 (3-2, 2nd)

(at Milledgeville, GA)
 ASC 6, Kennesaw State 0
 ASC 4, Flagler 2
 ASC 9, Georgia College 3
 Georgia College 8, ASC 4
 Georgia College 9, ASC 4

1985 Big South Tmt. (1-2, 3rd)

(at Buies Creek, NC)
 ASC 6, Campbell 5
 Winthrop 7, ASC 5
 Campbell 11, ASC 5

1987 Big South Tmt. (2-2, 2nd)

(at Buies Creek, NC)
 ASC 14, Winthrop 8
 ASC 10, Coastal Carolina 6
 Winthrop 12, ASC 6
 Winthrop 13, ASC 12

1988 NCAA II Regional (3-1, 1st)

(at Savannah, GA)
 ASC 12, Kentucky Wesleyan 3
 ASC 8, Columbus 6
 Columbus 7, ASC 5
 ASC 5, Columbus 3

1988 DII World Series (0-2, 5th)

(at Montgomery, AL)
 Lewis 5, ASC 4
 Florida Southern 11, ASC 9

1989 NCAA II Regional (3-1, 1st)

(at Highland Heights, KY)
 ASC 9, Bellarmine 5
 Northern Kentucky 7, ASC 3
 ASC 5, Northern Kentucky 4
 ASC 18, Northern Kentucky 2

1989 DII World Series (0-2, 7th)

(at Montgomery, AL)
 Slippery Rock 11, ASC 4
 Cal. Poly-SLO 11, ASC 7

1990 NCAA II Regional (2-2, 2nd)

(at Columbus, GA)
 ASC 14, Northern Kentucky 3
 ASC 14, Columbus 4
 Columbus 7, ASC 5
 Columbus 8, ASC 2

1991 NCAA II Regional (0-2, 3rd)

(at Savannah, GA)
 North Alabama 13, ASC 4
 Longwood 10, ASC 4

1992 Peach Belt Tmt. (3-2, 2nd)

(at Columbus, GA)
 Georgia College 5, ASC 2
 ASC 7, Augusta 5
 ASC 11, USC Spartanburg 2
 ASC 6, Columbus 2
 USC Aiken 5, ASC 2

1992 NCAA II Regional (0-2, 3rd)

(at Savannah, GA)
 USC Aiken 11, ASC 0
 Florida Tech 7, ASC 5

1993 Peach Belt Tmt. (1-2, 5th)

(at Savannah, GA)
 ASC 8, USC Spartanburg 2
 USC Spartanburg 6, ASC 5
 USC Spartanburg 5, ASC 3

1993 NCAA II Regional (0-2, 3rd)

(at Aiken, SC)
 Francis Marion 8, ASC 7 (11 innings)
 USC Aiken 5, ASC 4

1994 Peach Belt Tmt. (3-3, 3rd)

(at Savannah, GA)
 Pembroke State 8, ASC 5
 ASC 10, Pembroke State 7
 ASC 6, Pembroke State 1
 (at Augusta, GA)
 Georgia College 13, ASC 1
 ASC 17, USC Aiken 7
 Georgia College 5, ASC 0

1994 NCAA II Regional (3-1, 1st)

(at Columbus, GA)
 ASC 5, Wingate 4 (10 innings)
 ASC 7, Columbus 5
 Wingate 11, ASC 10
 ASC 12, Wingate 2

1994 DII World Series (1-2, 5th)

(at Montgomery, AL)
 ASC 9, Lewis 5
 Central Missouri 8, ASC 7
 Lewis 4, ASC 3

1995 Peach Belt Tmt. (0-2, T 5th)

(at Savannah, GA)
 USC Aiken 5, ASC 3
 USC Aiken 5, ASC 0

1996 Peach Belt Tmt. (1-2, T 5th)

(at Savannah, GA)
 ASC 4, USC Aiken 1
 USC Aiken 2, ASC 0
 USC Aiken 6, ASC 3

1997 Peach Belt Tmt. (2-3, 4th)

(at Columbus State University)
 Columbus State Univ. 7, AASU 2
 AASU 5, Columbus State Univ. 4
 AASU 10, Columbus State Univ. 8
 (at Kennesaw State Univ.)
 Kennesaw State Univ. 6, AASU 4
 GA. College&State Univ. 8, AASU 2

1998 Peach Belt Tmt. (3-3, 3rd)

(at GA. College&State Univ.)
 AASU 6, GA. College&State Univ. 3
 GA. College&State Univ. 7, AASU 4
 AASU 12, GA. College&State Univ. 5
 (at Kennesaw State Univ.)
 AASU 6, Francis Marion 4
 Kennesaw State Univ. 6, AASU 0
 Columbus State Univ. 10, AASU 7

1998 NCAA II Regional (0-2, 4th)

(at Kennesaw, Ga.)
 Mount Olive 20, AASU 17
 Columbus State Univ. 5, AASU 0

1999 NCAA II Regional (1-2, 3rd)

(at Jacksonville, Fla.)
 North Florida 6, AASU 2
 AASU 8, Mount Olive 3
 North Florida 3, AASU 2

2003 NCAA II Regional (0-2, 4th)

(at Jacksonville, Fla.)
 Kennesaw State 9, AASU 6
 Francis Marion 9, AASU 6

AASU Record In Postseason Play

Peach Belt Tournament	13-17
Big South Tournament	3-4
NAIA District 25	8-6
NCAA II Regionals	12-16
NCAA II World Series	1-6
TOTALS	37-49





Memorable Seasons - '83, '84, '87, '88

1983

54-20
 NAIA #8 Team Ranking
 NAIA #1 Team Pitching
 NAIA District Playoff Runner-up
 100 School Records
 13-4 vs. NCAA I
 .326 Team Batting Average

Players

Roy Babot
 Warren Bachmann
 Gary Broad
 Jimmy Fisher
 Scott Hatfield
 Mike Huggins
 Jerry Jameson
 Ricky Meeks
 Mike Ogilvie

Al Otte
 Kirk Rahn
 Mark Simons
 Billy Ray Smith
 Kevin Stafford
 Curtis Thomson
 Stacey Whiddon
 Dan Wright
 Tony Yeomans

Co-Captains

Roy Babot
 Warren Bachmann

Coaches

Joe Roberts
 Tommy Thomson
 Lou Nadell

All-District

Warren Bachmann
 Kirk Rahn
 Billy Ray Smith
 Tony Yeomans
 Stacey Whiddon

All-Area

Stacey Whiddon

H.M. All-American

Stacey Whiddon

1984

63-17
 NAIA #3 Team Ranking
 NAIA #5 Team Pitching
 NAIA District Playoff Runner-up
 52 School Records
 248 Stolen Bases
 13-4 vs. NCAA I
 .332 Team Batting Average

Players

Jamie Armstrong
 Charlie Broad
 Gary Broad
 Kevin Brown
 Danny Demerseman
 Jimmy Fisher
 Mike Huggins
 Tony Kolgaklis
 Alan Lamb
 Greg Lanier

Cay Mays
 Hank McCarthy
 Ricky Meeks
 David Poulos
 Mark Simons
 Mike Smiciklas
 Richard Smiley
 Kevin Stafford
 Stacey Whiddon
 Tony Yeomans

Co-Captains

Stacey Whiddon
 Tony Yeomans

Coaches

Joe Roberts
 Tommy Thomson

All-Conference

David Poulos
 Mike Smiciklas
 Tony Yeomans

All-Area

David Poulos
 Mike Smiciklas

All-District

David Poulos
 Mike Smiciklas
 Tony Yeomans

H.M. All-American

David Poulos
 Mike Smiciklas

1987

47-15
 NCAA I #3 Team Batting
 NCAA I #4 Slugging Pct.
 NCAA I #5 Team Scoring
 NCAA I #8 Home Runs
 NCAA I #9 Stolen Bases
 68 School Records
 21 Game Winning Streak
 Big South Conference Divisional Champions
 Big South Conference Tournament Runnersup

Players

Bruce Addison
 David Bone
 Charlie Broad
 Chuck Christopher
 Calvin Culberson
 Scott Ellis
 Jimmy Evans
 Bill Floyd
 Bill Gearhart
 Mike Haeussler
 Bob Hansen

Dana Harding
 Dan Hixon
 Brent Korn
 Bob Long
 Scott Malcolm
 Mike Mitchener
 Joel Owens
 Barry Peavy
 Greg Richard
 Bryon Wagner
 Roge Williams

Captain

Charlie Broad

Coaches

Joe Roberts
 Clyde Oliver
 Tommy Thompson

All-Conference

Charlie Broad
 Calvin Culberson
 Scott Ellis
 Bill Gearhart
 Dana Harding
 Mike Mitchener

All-Conference Tournament

Charlie Broad
 Dana Harding
 Mike Mitchener

Conference Tournament MVP

Mike Mitchener

Conference Coach of the Year

Joe Roberts

1988

42-13
 NCAA II #2 Team Scoring
 NCAA II #4 Team Ranking
 NCAA II #6 Team Pitching
 52 School Records
 21 Game Winning Streak
 NCAA II World Series Participant
 NCAA II South Atlantic Region Champions

Players

Bruce Addison
 Bill Bickel
 David Bone
 Calvin Culberson
 Scott Ellis
 Bill Gearhart
 Bob Hansen
 Mike Haeussler
 Dana Harding
 Dan Hixon

Brent Korn
 Scott Malcolm
 Mike Mitchener
 Danny Moore
 Rob Musser
 Joel Owens
 Sean Sharpe
 Mark Wagenhauser
 Roge Williams
 David Wright

Co-Captains

Mike Mitchener
 Calvin Culberson

Coaches

Joe Roberts
 Clyde Oliver
 Tommy Thomson

All-Region

Calvin Culberson
 Bill Gearhart
 Dana Harding
 Mike Mitchener

All-American

Calvin Culberson
 Bill Gearhart
 Dana Harding
 Mike Mitchener

All-Region Coach

Joe Roberts

Memorable Seasons - '89, '90, '91



1989

43-17
 NCAA II #1 Final Ranking
 NCAA II #3 Team Pitching
 NCAA II #3 Team Scoring
 NCAA II #6 Team Fielding
 25 School Records
 177 Stolen Bases
 NCAA II World Series Participant
 NCAA II South Atlantic Region Champions

Players

Chad Armstrong	John Middlebrooks	Co-Captains
Alan Bonds	Danny Moore	Brent Korn
David Bone	Larry Owens	Mark Wagenhauser
Scott Ellis	Jeff Pasquale	
Mike Ewing	Steve Russell	Coaches
Mike Haussler	Rick Sawyer	Joe Roberts
Tommy Harmon	Bill Schmidt	Clyde Oliver
Brent Korn	Brad Squibb	Tommy Thomson
Brian Kracik	Chuck Thompson	
Paul Krafft	Mark Wagenhauser	

All-Region	All-Region Tournament
Chad Armstrong	Chad Armstrong
John Middlebrooks	Mike Ewing
Steve Russell	Brent Korn
Brad Squibb	Brian Kracik
Chuck Thompson	John Middlebrooks
Region Tournament MVP	Brad Squibb
Chad Armstrong	
All-American	H.M. All-Americans
Chad Armstrong	John Middlebrooks
	Steve Russell
	Brad Squibb
	Chuck Thompson

1990

47-9
 NCAA II #1 Final Ranking
 NCAA II #1 Team Scoring
 NCAA II #2 Team Winning Percentage
 NCAA II #4 Team Pitching
 NCAA II #5 Team Batting
 NCAA II #1 Ranking 14 Consecutive Weeks
 NCAA II National Record 30 Game Winning Streak
 22 School Records
 17-5 vs NCAA I Teams
 NCAA II South Atlantic Region Runnersup

Players

Chad Armstrong	John Middlebrooks	Co-Captains
Alan Bonds	Walt Neveker	Chad Armstrong
Jon Boothe	Larry Owens	Brad Squibb
Marv Ellis	Jeff Pasquale	
Mike Ewing	Steve Russell	Coaches
Mike Haussler	Rick Sawyer	Joe Roberts
Jeff Hanna	Shannon Schurman	Clyde Oliver
Paul Krafft	Bill Schmidt	Tommy Thomson
Darren Lynam	Brad Squibb	Calvin Culberson
Paul Madinger	Chuck Thompson	
Curt Martin		

All-Region Tmt.	All-Region	All-Americans
Marv Ellis	Chad Armstrong	Chad Armstrong
Curt Martin	(Co-MVP)	Paul Krafft
John Middlebrooks	Paul Krafft	Steve Russell
Steve Russell	John Middlebrooks	Brad Squibb
	Larry Owens	
	Steve Russell	Hon. Mention
	Brad Squibb	All-Americans
		John Middlebrooks
		Larry Owens

1991


36-21
 NCAA II #2 Team Pitching
 NCAA II #3 Team Fielding
 NCAA II #12 Team Final Ranking
 NCAA II #19 Team Stolen Bases
 11 School Records
 17-5 vs NCAA I Teams
 NCAA II South Atlantic Region Participants

Players

George Becerra	Jeff Hanna	Captains
Jon Boothe	Blu Harvin	Tim Reynolds
Darryll Boyd	Terry Hipp	Shannon Schurman
Craig Bradshaw	Paul Madinger	
Eric Chavez	Roman Miestowski	Coaches
Bret Donovan	Walt Neveker	Joe Roberts
Mark Ewing	Derek Parker	Clyde Oliver
Brian Fussell	Tim Reynolds	Tommy Thomson
Bruce Fussell	Pete Richter	
Joel Goodwin	Bill Schmidt	
Rick Guerrero	Shannon Schurman	
	Darren Sprenger	

All-Region	All-Americans
Eric Chavez	Eric Chavez (3rd)
Bret Donovan	Bret Donovan (HM)
Pete Richter	Pete Richter (HM)
Bill Schmidt	Bill Schmidt (HM)

All-Region Tournament
 Eric Chavez



1989 co-captain Mark Wagenhauser circles the bases after his second three-run home run of the game against Springfield.



Memorable Seasons - '92, '93, '94

1992

45-13-1
 NCAA II #1 Team Pitching
 NCAA II #2 Team Doubles
 NCAA II #4 Team Fielding
 NCAA II #5 Team Scoring
 NCAA II #6 Team Home Runs
 NCAA II #8 Team Final Ranking
 NCAA II #10 Team Slugging Pct.
 16 School Records
 14 Game Winning Streak
 NCAA II South Atlantic Region Participant
 Peach Belt Conference Season Champions
 Peach Belt Conference Tournament Runner-up

Players

George Becerra	Biddy Garza
Daryll Boyd	Daryle Gavlick
Craig Bradshaw	Joel Goodwin
Dan Britz	Roman Miestowski
Eric Chavez	Chris Milisits
Joel Chumley	Derek Parker
Vince Evans	Pete Richter
Mark Ewing	Darren Sprenger
Brian Fussell	Steve Young
Bruce Fussell	Russell Williams

Captains

Eric Chavez
 Pete Richter

Coaches

Joe Roberts
 Clyde Oliver
 Tommy Thomson

Coach of the Year

Joe Roberts

All-PBC Tmt.

All-PBC	Daryll Boyd
Eric Chavez	Eric Chavez
(MVP)	Chris Milisits
Daryle Gavlick	Derek Parker
(Top P)	Pete Richter
Roman Miestowski	Mike Tenca
Pete Richter	Steve Young
Steve Young	

All-Region Tmt.

Roman Miestowski
 Derek Parker

All-Region

Eric Chavez
 (MVP)
 Daryle Gavlick
 Roman Miestowski
 Steve Young

All-Americans

Eric Chavez
 Daryle Gavlick
 Roman Miestowski
 Steve Young

1993

45-13-1
 NCAA II #1 Team Scoring
 NCAA II #1 Team Winning Pct.
 NCAA II #2 Team Pitching
 NCAA II #4 Team Batting
 NCAA II #4 Team Slugging Pct.
 NCAA II #7 Team Doubles
 NCAA II #10 Team Home Runs
 NCAA II #11 Team Final Ranking
 15 School Records
 16 Game Winning Streak
 NCAA II South Atlantic Region Participant
 Peach Belt Conference Season Champions

Players

George Becerra	Kevin Lane
John Booker	Chris Milisits
Daryll Boyd	Mickey Moody
Dan Britz	Jay Sheppard
Clint Brooks	Chris Spangler
Joel Chumley	Gregg Thomas
Chris DeClue	Angel Vega
Scott DeHaven	Larry Vrtiska
Bruce Fussell	Jamie Warwick
Biddy Garza	Kenny Williams
Steve Holland	Rocky Wingate
Tony Kunka	Steve Young

Captains

George Becerra
 Chris Milisits
 Steve Young

Coaches

Joe Roberts
 Clyde Oliver
 Tommy Thomson
 Calvin Culberson
 Joel Crisler

All-PBC

John Booker
 Daryll Boyd
 (Top P)
 Scott DeHaven
 Chris Milisits
 Steve Young

All-PBC Tmt.

Daryll Boyd

All-Region

John Booker
 Daryll Boyd
 Scott DeHaven
 Chris Milisits
 Larry Vrtiska
 Steve Young

All-Region Tmt.

Scott DeHaven
 Mickey Moody

All-Americans

Chris Milisits (2nd)
 John Booker (3rd)
 Scott DeHaven (3rd)
 Daryll Boyd (HM)
 Steve Young (HM)
 Larry Vrtiska (HM)

Academic

All-American
 Chris Milisits

1994

50-15-1
 NCAA II #1 Team Double Plays
 NCAA II #5 Team Final Ranking
 NCAA II #9 Team Triples
 NCAA II #10 Team Pitching
 NCAA II #11 Team Winning Percentage
 NCAA II #14 Team Scoring
 19 School Records
 NCAA II World Series Participant
 NCAA II South Atlantic Region Champions
 Peach Belt Conference Runner-up

Players

Clint Brooks	Chris O'Grady
Matt Chambers	Jay Sheppard
Scott DeHaven	Chris Spangler
Scott Donovan	Deron Spink
Brian Ipock	Preston Taylor
Tony Kunka	Gregg Thomas
Steve Lemieux	Chris Tidwell
Dave McLaughlin	Larry Vrtiska
Jason Miller	John Wilson

Co-Captains

Tony Kunka
 Gregg Thomas

Coaches

Joe Roberts
 Tommy Thomson
 Calvin Culberson

All-PBC

Tony Kunka
 Dave McLaughlin
 Chris Tidwell

All-PBC Tmt.

Tony Kunka
 John Wilson

All-Region

Tony Kunka
 (MVP)
 Dave McLaughlin
 Chris Tidwell

All-Region Tmt.

Matt Chambers
 Tony Kunka
 (MVP)

All-Americans

Dave McLaughlin
 Jason Miller
 Gregg Thomas
 Larry Vrtiska
 John Wilson
 Dave McLaughlin (1st)
 Tony Kunka (3rd)
 Chris Tidwell (HM)

Region

Coach of the Year
 Joe Roberts

Memorable Seasons - '98, '99, '01



1998

38-21

NCAA II # 8 Team Pitching
 NCAA II #14 Team Wins
 NCAA II #19 Team Ranking
 NCAA II # 22 Team Fielding
 5 School Records
 13 Game Winning Streak
 NCAA II South Atlantic Regional Participants

Players

Clint Belding
 Kevin Bullard
 Brian Chester
 Mark Copeland
 Matt Griffin
 Gerald Jones
 Greg Kennedy
 Brian Logan
 Brian Muniz
 Dave Ruhr

Jay Schroder
 Doug Sessions
 Shane Shelton
 Noah Theiss
 Sean Timmons
 Quinn Uzelman
 Vincent Valinotti
 Jeremy Wedel
 Joey Williams
 Andy Ysalgue

Captains

Matt Griffin
 Vincent Valinotti

Coaches

Joe Roberts
 Calvin Culberson
 Tommy Thomson

All-PBC

Dave Ruhr
 Andy Ysalgue
 Jeremy Wedel
 (Pitcher of the Year)

All-Region

Sean Timmons
 Andy Ysalgue
 Jeremy Wedel
 (Pitcher of the Year)

All-PBC Tmt.

Noah Theiss
 Jeremy Wedel

All-American

Jeremy Wedel

1999

42-14

NCAA II # 8 Team Fielding
 NCAA II # 9 Team Pitching
 NCAA II #11 Team Wins
 NCAA II #10 Team Ranking
 5 School Records
 10 Game Winning Streak
 NCAA II South Atlantic Regional Participants

Players

John Batts
 Adam Bernero
 Kevin Bullard
 Mike Cadwallader
 Raymond Castillo
 Brian Chester
 Pat Daly
 Marc Fallini
 Luis Gandara
 Mike Giltner
 Chris Humrich
 Ben Jones

Lance Jordan
 Bill Keifer
 Greg Kennedy
 Jimmy LaRose
 Damon Moore
 Brian Muniz
 Travis Oglesby
 Jay Schroder
 Shane Shelton
 Noah Theiss
 Quinn Uzelman
 Joey Williams

Captains

Brian Muniz
 Noah Theiss

Coaches

Joe Roberts
 Calvin Culberson
 Tommy Thomson

All-PBC

Adam Bernero
 Chris Humrich

All-Region

Chris Humrich
 Adam Bernero

All-Region Tmt.

Travis Oglesby
 Raymond Castillo

2001

38-15

NCAA II #15 Team Ranking
 NCAA II #17 Team Batting
 NCAA II #18 Team Winning Pct.
 NCAA II #19 Team Victories
 NCAA II #29 Team Pitching
 11 Peach Belt Records
 10-Game Peach Belt Winning Streak
 Defeated 3 NCAA II World Series Teams

Players

Brian Allen
 Stacy Bennett
 Kyle Blevins
 Chris Boaen
 B.J. Brinkmeier
 Ryan Chromek
 Pat Daly
 Chris Dentler
 Donnie Dill
 Matt Easterwood

David Harriman
 Bill Keifer
 Justin Lillie
 Rob Mills
 Andrew Moss
 Kyle Murdock
 Kirk Nordness
 Adam Olejniczak
 Jason Pruitt
 Trevor Rurak

Zach Shelnett
 Jeff Thomas
 Nick Wells
 Brandon Wolcott

Coaches

Joe Roberts
 Tommy Thomson
 Calvin Culberson

All-PBC

B.J. Brinkmeier
 Kirk Nordness
 David Harriman

All-Region

B.J. Brinkmeier
 Kirk Nordness
 David Harriman

Catcher David Harriman was a two-time All-PBC and All-Region honoree for the Pirates in 2001 and 2002. He began the 2002 season with a 41-game hitting streak, an NCAA single season record, and earned ABCA and Verizon Academic All-America honors.



2003

36-15
 NCAA II #2 Team Pitching
 NCAA II #9 Team Final Ranking
 NCAA II #15 Team Fielding
 NCAA II #18 Team Winning Percentage
 14 Peach Belt Records
 9 Armstrong Atlantic State Records
 14 Game Winning Streak
 Peach Belt Conference Co-Champions
 NCAA II South Atlantic Regional Participants

Players

Stacy Bennett	Kyle Maddux
Chris Boaen	Brandon McKinnon
Adam Brandenburg	Curtis Morrison
Brian Dice	Jeremy Olson
Jon Dobyns	Michael Pelley
George Fletcher	Zach Shelnuitt
Andrew Graham	Matt Stephens
Josh Griffin	Joe Swaim
Brett Hart	Jon Troop
Jeremy Lendvoy	

Coaches

Joe Roberts
 Calvin Culberson
 Tommy Thomson

All-PBC

Stacy Bennett - UTIL
 Jon Dobyns - P
 Jeremy Olson - P

All-Region Tmt.
 Brian Dice

Coach of the Year
 Joe Roberts

All-America
 Jon Dobyns - 1st

All-Region
 Jon Doybns - 1st
 (Pitcher of the Year)
 Jeremy Olson - 2nd

2005

34-16
 NCAA II #18 Team Final Ranking
 NCAA II #24 Winning Percentage
 NCAA II #30 Team Pitching
 NCAA II #35 Team Batting Average
 NCAA II #39 Team Fielding Percentage

Players

Brad Bohannon	Chad Grass	Brandon Stelter
Leon Boyd	Sean Hotzak	Jon Troop
Jared Combs	Daniel Kaufman	Chris Webb
Joey Davis	Brett Lane	Andrew Whiggum
Miguel Donate	Chase Leatherwood	
Austin Ducey	Jarin Lewis	
Thomas Ferrara	Matt Nalutka	
Garrett Fox	Brandon Nunez	
Devon Franklin	Adam Pelley	
Jonnie Geiger	Rob Recuenco	

Coaches

Joe Roberts
 Calvin Culberson
 Tommy Thomson

All-PBC

Adam Pelley - INF
 Jon Troop - P
 Matt Nalutka - RP

**CoSIDA
 Academic All-District**

Jon Troop - 1st
 Brandon Nunez - 2nd

All-Region

Matt Nalutka - 1st
 Jon Troop - 1st
 Adam Pelley - 2nd
 Chase Leatherwood - 2nd

All-America
 Matt Nalutka - 1st
 Jon Troop - HM

Armstrong Atlantic State University Continues Webcasting For 2006



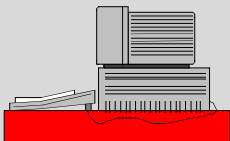
The Armstrong Atlantic State athletic department will continue to bring home all of the exciting Pirate baseball action in 2006 right to your computer as the Pirates will stream live audio and video of home games over the internet.

Fans will be able to catch all of the action from the official website of Armstrong Atlantic State University Athletics, www.athletics.armstrong.edu, by using the power of Windows Media Player.

Also, Pirate fans will be able to keep up with all of the in-game statistics during the games as well from the Pirates' website.

AASU debuted its internet broadcasting system in 2001-2002 with incredible success as every home men's and women's basketball games, plus the majority of the Pirates' baseball and softball games were available during the year.

For more information about the AASU web broadcast, visit the AASU Athletics Web Site or contact Director of Sports Communications Chad Jackson at jacksoch@mail.armstrong.edu





**The AASU Athletic Department
Wishes To Thank The Following For Their
Support Of Pirate Athletics !**



Better Ingredients.
Better Pizza.



Overall Coaching Records

Roy Sims
1967 (20-8, .714)

George Bedwell
1968 (11-18, .379)

Bob Backus
1969-70 (19-41, .317)

Tom Kinder
1971-78 (121-143, .458)

Tommy Cannon
1979 (13-25, .342)

Joe Roberts
1980-Present
(1044-485, .465)

AASU Baseball Coaching History

<u>YEAR</u>	<u>W-L</u>	<u>PCT.</u>	<u>COACH</u>	<u>YEAR</u>	<u>W-L</u>	<u>PCT.</u>	<u>COACH</u>
1967	20- 8	.714	Sims	1987	47-15	.758	Roberts
1968	11-18	.379	Bedwell	1988	42-13	.764	Roberts
1969	12-17	.414	Backus	1989	43-17	.717	Roberts
1970	7-24	.226	Backus	1990	47- 9	.839	Roberts
1971	7-14	.333	Kinder	1991	36-21	.632	Roberts
1972	14- 9	.609	Kinder	1992	45-13	.776	Roberts
1973	21-12	.633	Kinder	1993	45-13	.776	Roberts
1974	24-15	.615	Kinder	1994	50-15	.769	Roberts
1975	15-22	.405	Kinder	1995	27-23	.540	Roberts
1976	14-24	.368	Kinder	1996	31-23	.574	Roberts
1977	16-23	.410	Kinder	1997	33-25	.569	Roberts
1978	10-24	.294	Kinder	1998	38-21	.644	Roberts
1979	13-25	.342	Cannon	1999	42-14	.750	Roberts
1980	22-20	.524	Roberts	2000	37-17	.685	Roberts
1981	35-33	.515	Roberts	2001	38-15	.717	Roberts
1982	44-24	.647	Roberts	2002	34-21	.618	Roberts
1983	54-20	.730	Roberts	2003	36-15	.706	Roberts
1984	63-17	.787	Roberts	2004	29-27	.518	Roberts
1985	55-18	.753	Roberts	<u>2005</u>	<u>34-16</u>	<u>.680</u>	<u>Roberts</u>
1986	37-20	.649	Roberts	39	1228-720	.586	

From 1989 through 2004, the Diamond Classic / Great Savannah Shootout brought some of the nation's best collegiate baseball players to the Coastal Empire area.

The 2004 version of the classic was a matchup of three top NCAA Division II programs in the last 15 years as Florida Southern and Missouri-St. Louis joined Armstrong Atlantic State at Pirate Field for five games - three of which were decided by just one run.

AASU and Florida Southern began the Classic with a 7-6 thriller that saw the Mocs plate four runs in the top of the ninth inning before Pirate reliever Brett Hart struck out Mocs center fielder Gilbert Martinez with the tying run on third base to end the game.

Florida Southern defeated Missouri-St. Louis, 12-3, and the Pirates knocked off the Rivermen, 17-5, in the second day of action, but that just served to set up a fantastic final day of action.

Missouri-St. Louis scored five runs in the fifth inning to take a 6-0 lead over the Mocs, then held on for a 6-5 win over Florida Southern for its first win in the Classic.

Florida Southern fell behind again in the Classic finale, entering the ninth inning down 6-4, but after two singles and an error brought home one run, Matt Joyce laced a two-out, two-run double that gave the Mocs a 7-6 win over the Pirates.

The 2004 Classic followed on the heels of the previous version which saw preseason No. 1 Georgia Tech, Michigan and Rider join AASU in the 2003 Diamond Classic. Georgia Tech defeated Rider in the opening game of the Classic on Friday afternoon, 8-1. The host Pirates then made a second successful opening by knocking off Michigan, 11-4, thanks to a seven-run eighth inning that snapped a 4-4 tie.

After weather forced the cancellation of one game on Saturday, fans were treated to a tripleheader on the Classic's final day. Michigan blasted Rider, 15-1, then engaged top-ranked Georgia Tech in a thriller that went down to the wire - literally - as Georgia Tech won in the bottom of the ninth inning after the Wolverines had tied up the game, 6-6, in the top of the ninth. GT shortstop Tyler Greene rapped a one-out single to give the Yellowjackets the victory.

The final game of the Classic pitted two undefeated teams in AASU and

Georgia Tech, but the Yellowjackets proved to be too much for the host Pirates, using a five-run fifth inning to break open a close contest and close out the Classic with a 12-4 win.

All in all, Georgia Tech, Michigan and Rider added their names to the impressive list of teams that have now taken part in the Classic in its 16-year odyssey. Georgia Southern, Wake Forest, Georgia, Liberty and others made up the first field back in 1989 and since then, the Citadel, Kentucky, North Carolina State, North Carolina, Vanderbilt and other top Division I schools have taken the field.

Through the years, several future Major League ballplayers have graced the Classic's history and more will be

coming as the 2003 Classic field generated 10 picks in the 2003 MLB First-Year Player Draft, highlighted by first-round pick Matt Murton of Georgia Tech, selected by the Boston Red Sox with the 32nd overall selection. Several former major league players have also come through Savannah in the Classic's previous history, including Georgia's Dave Fleming, Kentucky's Rod Bolton, Larry Luebbers, William VanLandingham and Mark Thompson, Georgia Southern's Joey Hamilton and Todd Greene, The Citadel's Tim Jones, Mercer's Mike and Mark Mimbs, NC State's Corey Lee, Adam Everett and Andy Barket and Wake Forest's Kevin Jarvis.



AASU first baseman Deron Spink holds on UNC's Manny DaSilva during a 1994 Classic game in which the Pirates defeated the Tarheels, 6-3.



A crowd of 3,115 watched Armstrong Atlantic State defeat Georgia in 11 innings, 7-6, in the finale of the 2002 Memorial Health Diamond Classic at historic Grayson Stadium.

Savannah Shootout History



Year-By-Year Results of the Diamond Classic (Formerly the Great Savannah Shootout)

1989

Campbell 8, The Citadel 6
Georgia Southern 13, Campbell 0
Armstrong Atlantic 3, The Citadel 2
Mercer 7, Campbell 1
The Citadel 10, Mercer 4
Armstrong Atlantic 16, Mercer 2
Wake Forest 6, **Armstrong Atlantic** 4
Georgia 14, Wake Forest 4
Georgia Southern 6, Wake Forest 5
Georgia 5, **Armstrong Atlantic** 2
Liberty 10, **Armstrong Atlantic** 2
Augusta 7, **Armstrong Atlantic** 2
Augusta 12, Liberty 3
Augusta 10, Radford 9
Armstrong Atlantic 8, Radford 0

1990

Wake Forest 10, Mercer 1
The Citadel 5, **Armstrong Atlantic** 4
Charleston Southern 12, Howard 1
Armstrong Atlantic 8, Char. Strn. 2
Armstrong Atlantic 17, Howard 0
Armstrong Atlantic 11, Howard 6
Army 15, Louisville 10
Armstrong Atlantic 10, Vanderbilt 1
Vanderbilt 7, Army 3
Armstrong Atlantic 3, Louisville 1
Vanderbilt 8, Louisville 7
Armstrong Atlantic 5, Army 4
Kentucky 6, Mercer 5
Armstrong Atlantic 6, Augusta 4
Mercer 7, Augusta 3
Armstrong Atl. 11, Kentucky 10 (12)
Kentucky 12, Augusta 5
Armstrong Atlantic 7, Mercer 6

1991

N.C. State 14, S.C. State 1
Armstrong Atlantic 9, S.C. State 4
The Citadel 15, S.C. State 2
N.C. State 5, **Armstrong Atlantic** 4
N.C. State 2, The Citadel 1 (15)
Armstrong Atlantic 3, The Citadel 2
Armstrong Atlantic 16, Howard 2
Kentucky 7, Augusta 1
Armstrong Atlantic 13, Howard 2
Augusta 2, Howard 0
Kentucky 10, **Armstrong Atlantic** 9
Kentucky 15, Howard 2
Armstrong Atlantic 7, Augusta 4
Armstrong Atlantic 18, Howard 1
Vanderbilt 8, The Citadel 1
Vanderbilt 7, Wake Forest 6
Wake Forest 12, **Armstrong Atl.** 8
Wake Forest 8, The Citadel 6
Armstrong Atlantic 6, Vanderbilt 2

1992

Armstrong Atlantic 13, Howard 2
N.C. State 1, Kentucky 0
Armstrong Atlantic 5, Howard 0
N.C. State 7, Howard 2
Kentucky 11, **Armstrong Atlantic** 7
Kentucky 13, Howard 3
N.C. State 8, **Armstrong Atlantic** 5
Vanderbilt 14, S.C. State 5
Armstrong Atlantic 6, S.C. State 0
The Citadel 10, S.C. State 9
Armstrong Atlantic 9, Vanderbilt 3
The Citadel 3, Vanderbilt 1
Armstrong Atlantic 3, The Citadel 1

1993

S.C. State 13, Howard 2
Armstrong Atlantic 10, The Citadel 9
The Citadel 20, Howard 0
Armstrong Atlantic 23, S.C. State 3
The Citadel 9, S.C. State 0
Armstrong Atlantic 22, Howard 0
Armstrong Atlantic 25, Howard 6
Armstrong Atlantic 12, Howard 0
N.C. State 3, Kentucky 2
Armstrong Atlantic 16, Howard 1
N.C. State 10, Howard 0
Kentucky 3, **Armstrong Atlantic** 0
Kentucky 8, Howard 2
N.C. State 8, **Armstrong Atlantic** 5

1994

North Carolina 3, The Citadel 1
Armstrong Atl. 14, Georgia State 5
The Citadel 8, Georgia State 4
Armstrong Atl. 6, North Carolina 3
Troy State 22, Howard 1
Troy State 9, **Armstrong Atlantic** 8
N.C. State 6, Troy State 3
Armstrong Atlantic 12, Howard 1
N.C. State 16, Howard 10
Armstrong Atlantic 28, Howard 3
N.C. State 21, Howard 2
Armstrong Atl. 13, N.C. State 13 (10)
Armstrong Atlantic 13, Howard 1

1995

Armstrong Atlantic 2, Howard 0
Howard 6, **Armstrong Atlantic** 5
Armstrong Atlantic 10, Howard 1

1996

Mercer 13, Howard 1
Mercer 9, **Armstrong Atlantic** 8
N.C. State 19, Mercer 0
Armstrong Atlantic 11, Howard 4
Armstrong Atlantic 14, Howard 7
N.C. State 12, Howard 4
N.C. State 7, **Armstrong Atlantic** 4
Howard 3, **Armstrong Atlantic** 2

1997

Armstrong Atlantic 6, Wofford 5
Armstrong Atlantic 6, Wofford 2

1998

Armstrong Atlantic 15, Howard 4
Mercer 10, Howard 0
Armstrong Atlantic 9, Howard 5
Mercer 11, Howard 2
Mercer 2, **Armstrong Atlantic** 0

2002

Georgia 10, North Carolina 8
Armstrong Atlantic 9, Connecticut 8 (10)
Georgia 7, Connecticut 4
North Carolina 10, **Armstrong Atlantic** 6
North Carolina 13, Connecticut 5
Armstrong Atlantic 7, Georgia 6 (11)

2003

Georgia Tech 8, Rider 1
Armstrong Atlantic 11, Michigan 4
Michigan 15, Rider 1
Georgia Tech 7, Michigan 6
Georgia Tech 12, **Armstrong Atlantic** 4

2004

Armstrong Atlantic 7, Florida Southern 6
Florida Southern 12, Missouri-St. Louis 3
Armstrong Atlantic 17, Missouri-St. Louis 5
Missouri-St. Louis 6, Florida Southern 5
Florida Southern 7, **Armstrong Atlantic** 6

All-Time Classic Records

Armstrong Atlantic .. 48-21-1

Army	1-2
Augusta	4-5
Charleston Southern ..	1-1
Campbell	1-2
Connecticut	0-3
Florida Southern	2-2
Georgia	4-1
Georgia Southern	2-0
Georgia State	0-2
Georgia Tech	3-0
Howard	2-36
Kentucky	9-3
Liberty	1-1
Louisville	0-3
Mercer	7-6
Michigan	1-2
Missouri-St. Louis	1-2
North Carolina	3-2
North Carolina State ..	15-0-1
Radford	0-2
Rider	0-2
South Carolina State ..	1-8
The Citadel	8-9
Troy State	2-1
Vanderbilt	5-4
Wake Forest	4-3
Wofford	0-2

Pirate Honor Roll



All-Conference Tournament

1985
 Chuck Christopher
 Bill Fortner
 J.D. Scott
1987
 Charlie Broad
 Dana Harding
 Mike Mitchener
1992
 Daryll Boyd
 Eric Chavez
 Chris Milisits
 Derek Parker
 Pete Richter
 Mike Tencza
 Steve Young

1993
 Daryll Boyd
1994
 Tony Kunka
 John Wilson
1996
 Chris Case
1997
 Mark Batia
1998
 Noah Theiss
 Jeremy Wedel

**Conference
 Tournament
 MVP
 1987
 Mike Mitchener**

NAIA All-District Honors

1982
 Warren Bachmann
 Kirk Rahn
 Billy Ray Smith
 Stacy Whiddon
 Tony Yeomans

**District 25 Coach
 of the Year
 1984
 Joe Roberts**

1984
 David Poulos
 Mike Smiciklas
 Tony Yeomans

Four-Year Letterwinners

1972
 Dennis Pruitt
1973
 Mark Mamalakis
1974
 Linn Burnsed
 Steve McNeill
 Pat Holland
1976
 Tommy Bumgardner
 John Snelling
 Chuck Thomas
1979
 Eddie Aenchbacher
1980
 Danny Pickell
 Dan Seitz
 Mike Stone
1981
 Tim Norton
 Ty Jenny
1984
 Tony Yeomans
1986
 Ricky Meeks

Kevin Stafford
 Mark Simons
1987
 Charlie Broad
1988
 Calvin Culberson
1989
 Scott Ellis
1990
 Mike Haeussler
1998
 Gerald Jones
1999
 Greg Kennedy
2000
 Kevin Bullard
 Shane Shelton
 Joey Williams
2002
 Pat Daly
2003
 Chris Boaan
2004
 Zach Shelnett

CoSIDA Academic All-Americans

1993
 Chris Milisits - 3rd
2002
 David Harriman - 2nd
2004
 Michael Pelley - 1st

President's Cup Recipients


**The Presidents Cup is awarded to
 AASU's top scholar athlete by the
 Savannah Exchange Club**

1968 Danny Sims	1992 Mark Ewing
1970 Dennis Pruitt	1994 Greg Thomas
1972 Roy Smith	1996 Clint Brooks
1976 James Sikes	1997 Doug Sessions
1978 Ed Aenchbacher III	2002 Matt Easterwood
1979 Ted Kinder	2003 Adam Brandenburg
1989 Mike Mitchener	2005 Brandon Nunez
1990 Brad Squibb	


CoSIDA Academic All-District III

1993 Chris Milisits	2003 Adam Brandenburg
1994 Gregg Thomas	2004 Michael Pelley
2002 Matt Easterwood	2005 Jon Troop
2004 David Harriman	Brandon Nunez


PBC Player of the Year



Eric Chavez, 1992



Daryll Gavlick, 1992



Daryll Boyd, 1993



Jeremy Wedel, 1998

PBC Pitchers of the Year

A 1990 Division II All-America honoree and an AASU Athletics Hall of Fame member, Brad Squibb also earned the 1990 President's Cup as Armstrong State's top scholar-athlete. He still holds the NCAA Division II tournament game record of collecting 15 total bases in the Pirates' 18-2 win over Northern Kentucky in the 1989 NCAA Regional Championship Game that sent the Pirates to the DII World Series.





AASU Pirate Team Honor Roll

Charles Burnsed MVP Award

- 1976 Stanley Walker
- 1977 Danny Pickell
- 1978 Ronnie Peacock
- 1979 Eddie Aenchbacher
- Ted Kinder
- 1980 Danny Pickell
- 1981 Pat Ryan
- Gerald Sharpe
- 1982 Warren Bachmann
- 1983 Billy Ray Smith
- 1984 Tony Yeomans
- 1985 J.D. Scott
- 1986 Mickey Peyton
- 1987 Charlie Broad
- 1988 Mike Mitchener
- 1989 Chad Armstrong
- 1990 Chad Armstrong
- 1991 Eric Chavez
- 1992 Eric Chavez
- Roman Miestowski
- 1993 Chris Milisits
- 1994 Tony Kunka
- 1995 Doug Louthan
- 1996 Jeff Agard
- 1997 Andy Ysalgue
- 1998 Andy Ysalgue
- 1999 Adam Bernero
- 2000 Haydn Chinn
- 2001 David Harriman
- Kirk Nordness
- 2002 David Harriman
- 2003 Stacy Bennett
- 2004 Michael Pelley
- 2005 Matt Nalutka

Tommy Thomson Silver Bat Award

- 1980 Bill Stanley
- 1981 Roy Babot
- 1982 Kirk Rahn
- 1983 Kirk Rahn
- 1984 Mike Smiciklas
- 1985 Bill Fortner
- 1986 Mike Cassala
- 1987 Charlie Broad
- Dana Harding
- Mike Mitchener
- 1988 Mike Mitchener
- 1989 Chad Armstrong
- 1990 Chad Armstrong
- Steve Russell
- Brad Squibb
- 1991 Pete Richter
- 1992 Eric Chavez
- Roman Miestowski
- 1993 Chris Milisits
- 1994 Tony Kunka
- 1995 Richard Ernst
- 1996 Mark Todd
- 1997 Mark Batia
- 1998 David Ruhr
- 1999 Jimmy LaRose
- 2000 Haydn Chinn
- 2001 Kirk Nordness
- 2002 David Harriman
- 2003 Stacy Bennett
- 2004 Brandon Nunez
- 2005 Adam Pelley

Tom Beytagh Gold Glove Award

- 1980 Gerald Sharpe
- 1981 Billy Ray Smith
- 1982 Billy Ray Smith
- Warren Bachmann
- 1983 Stacey Whiddon
- Mike Huggins
- 1984 Mike Huggins
- Kevin Brown
- 1985 Charlie Broad
- 1986 Charlie Broad
- Mike Cassalla
- 1987 Charlie Broad
- 1988 Brent Korn
- 1989 Brent Korn
- John Middlebrooks
- Brad Squibb
- 1990 Chad Armstrong
- Brad Squibb
- 1991 Eric Chavez
- Walt Neveker
- 1992 Eric Chavez
- Chris Milisits
- 1993 Chris Milisits
- Dan Britz
- 1994 Dave McLaughlin
- 1995 Richard Ernst
- 1996 None
- 1997 Doug Sessions
- 1998 Andy Ysalgue
- Brian Muniz
- 1999 Brian Muniz
- Roy Castillo
- Jimmy LaRose
- 2000 Ray Castillo
- 2001 Stacy Bennett
- 2002 David Harriman
- 2003 Stacy Bennett
- 2004 Brandon Nunez
- Michael Pelley
- 2005 Adam Pelley

Richard Meeks Pitching Award

- 1980 Gordie Shuman
- 1981 Roger Moore
- 1982 Mark Simons
- 1983 Billy Ray Smith
- Gary Broad
- 1984 Gary Broad
- 1985 Chuck Christopher
- 1986 Rick Zakrajsek
- 1987 Chuck Christopher
- Bill Gearhart
- 1988 Bill Gearhart
- Rob Musser
- 1989 Chuck Thompson
- 1990 Paul Krafft
- 1991 Bill Schmidt
- 1992 Daryl Gavlick
- 1993 Daryl Boyd
- 1994 Chris Tidwell
- 1995 Mike Hopper
- 1996 Jeff Agard
- 1997 Joey Williams
- 1998 Jeremy Wedel
- 1999 Adam Bernero
- 2000 Jason Ackley
- 2001 B.J. Brinkmeier
- 2002 Mike Roga
- 2003 Jon Dobyns
- 2004 Zach Shelnut
- 2005 Matt Nalutka

Daniel Crawford Rookie Award


- 1980 Bill Holbrook
- 1981 Tony Yeomans
- 1982 Ricky Jones
- 1983 Ricky Meeks
- 1984 Charlie Broad
- 1985 Calvin Culberson
- 1986 Mike Mitchener
- 1987 Roge Williams
- 1988 Danny Moore
- Mark Wagenhauser
- 1989 Steve Russell
- 1990 Jeff Hanna
- 1991 Bret Donovan
- 1992 Steve Young
- 1993 Scott DeHaven
- 1994 Dave McLaughlin
- 1995 Richard Ernst
- 1996 David Young
- 1997 Joey Williams
- 1998 Noah Theiss
- 1999 Ray Castillo
- 2000 Nick Snow
- 2001 Chris Dentler
- 2002 Matt Stephens
- 2003 Brett Hart
- 2004 Sean Hotzak
- 2005 Jon Geiger

Roy Sims Captain Award


- 1980 Danny Pickell
- Dan Seitz
- 1981 Tim Norton
- Ty Jenny
- 1982 Pat Ryan
- 1983 Warren Bachmann
- Roy Babot
- 1984 Tony Yeomans
- Stacey Whiddon
- 1985 Ricky Meeks
- 1986 Ricky Meeks
- 1987 Charlie Broad
- 1988 Calvin Culberson
- Mike Mitchener
- 1989 Brent Korn
- Mark Wagenhauser
- Chad Armstrong
- Brad Squibb
- 1991 Tim Reynolds
- Shannon Schurman
- 1992 Eric Chavez
- Pete Richter
- 1993 Jorge Becerra
- Chris Milisits
- Steve Young
- 1994 Tony Kunka
- Gregg Thomas
- 1995 None
- 1996 None
- 1997 Matt Griffin
- Scott Harrell
- 1998 Matt Griffin
- Vinny Valinotti
- 1999 Brian Muniz
- Noah Theiss
- 2000 None
- 2001 None
- 2002 None
- 2003 None
- 2004 Michael Pelley
- 2005 None

Nick Mamalakis Competitor Award

- 1980 Ty Jenny
- 1981 Tim Norton
- 1982 Pat Ryan
- Keith Jones
- 1983 Tony Yeomans
- 1984 Mike Huggins
- 1985 Gary Jackson
- 1986 Charlie Broad
- 1987 Charlie Broad
- Mike Mitchener
- 1988 Brent Korn
- 1989 Brad Squibb
- 1990 Brad Squibb
- 1991 Tim Reynolds
- 1992 Chris Milisits
- 1993 Chris Milisits
- 1994 Deron Spink
- 1995 Doug Louthan
- 1996 Jason Mantooth
- 1997 Greg Kennedy
- 1998 Jeremy Wedel
- 1999 Chris Humrich
- 2000 Jimmy LaRose
- 2001 Ryan Chromek
- Zach Shelnut
- 2002 David Harriman
- 2003 Adam Brandenburg
- Michael Pelley
- 2004 Michael Pelley
- 2005 Chris Webb



Mark Simons pitched AASU's only perfect game in 1982.



Chuck Christopher recorded 10-win seasons in 1985 and 1987 for the Pirates.

AASU Team Records - Inning



Plate Appearances

20, vs. Bridgewater, 1988

At Bats

17, vs. Bridgewater, 1988 (NCAA II, t5th place)

Runs

15, vs. Bridgewater, 1988

Hits

14, vs. Bridgewater, 1988 (NCAA II, t6th place)

Singles

9, vs. Bridgewater, 1988

Doubles

4, five times. Last vs. Adelphi, 1994

Triples

2, vs. Howard, 1994 and The Citadel, 1967

Home Runs

5, vs. Bridgewater, 1988 (NCAA II, t3rd place)

Consecutive Home Runs

3, vs. Bridgewater, 1988

Runs Batted In

15, vs. Bridgewater, 1988 (NCAA II, t6th place)

Extra Base Hits

6, vs. Adelphi, 1994

Total Bases

29, vs. Bridgewater, 1988 (NCAA II, 3rd place)

Walks

10, vs. Edward Waters, 1985

Stolen Bases

8, vs. Edward Waters, 1985

Hit By Pitch

4, vs. Adelphi, March 7, 2000 (NCAA II, t4th place)

Times on Base

17, vs. Bridgewater, 1988

Consecutive Hits

8, vs. Concordia, 1989

Consecutive Times on Base

14, vs. Gannon, 1987

AASU Team Records - Game

Plate Appearances

79, vs. Valdosta State, 1988 (NCAA II, 2nd place)

Total Plate Appearances, Both Teams

149, vs. Valdosta State, 1988 (NCAA II Record)

At Bats

55, vs. Valdosta State, 1988

Runs

29, vs. Paine, 1989

Hits

28, vs. Gannon, 1987 and Mercer-Atlanta, 1983

Hits, Both Teams

44, vs. Mount Olive, May 14, 1988 (NCAA II, t11th)

Singles

23, vs. Wittenberg, 1984

Doubles

11, vs. S.C. State, 1993 (NCAA II, t6th place)

Triples

4, vs. Howard, 1994 and Ohio Wesleyan, 1986

Home Runs

7, vs. Bridgewater, 1988 and Mount Olive, 1998

Home Runs, Both Teams

12, vs. Mount Olive (5), 1988 (NCAA II, t3rd place)

Runs Batted In

26, vs. Paine, 1989

Grand Slams

2, vs. Utica, 1988 (ties NCAA II Record)

Sacrifice Hits

6, vs. Francis Marion, April 6, 2003 (ties NCAA II Record)

Extra Base Hits

14, vs. S.C. State, 1993

Total Bases

48, vs. Mount Olive, 1998

Total Bases, Both Teams

88, vs. Mount Olive (42), 1988 (NCAA II, 2nd place)

Walks

22, vs. Upper Iowa, 1989 (ties NCAA II Record)

Stolen Bases

15, vs. Oglethorpe, 1973 (NCAA II, 7th place)

Hit By Pitch

8, vs. Adelphi, March 7, 2000 (NCAA II, t4th place)

Times on Base

40, vs. Howard, 1988

Left on Base

23, vs. Valdosta State, 1988 (NCAA II, 2nd place)

Pitching Strikeouts

20, vs. Mars Hill, February 9th, 2003

Errors

10, vs. Kentucky, 1990

Victory Margin

29, vs. Paine (29-0), 1989

Double Plays Turned

5, vs. Sacred Heart, 1997 and Augustana, 1998

AASU Team Records - Season

Games: 80, 1984
Plate Appearances: 2723, 1983
At Bats: 2313, 1983
Runs: 627, 1987
Hits: 761, 1987
Singles: 578, 1983
Doubles: 150, 1985
Doubles per Game: 2.50 (140 2B/56 G), 1990
Triples: 39, 1990
Triples per Game: 0.70, (39 3B/56 G), 1990
(NCAA II, 11th place)
Home Runs: 102, 1987
Grand Slams: 9, 1988 (NCAA II Record)
Runs Batted In: 588, 1987
Extra Base Hits: 269, 1987
Total Bases: 1260, 1987
Sacrifice Hits: 90, 1984
Sacrifice Flies: 62, 1994 (NCAA II Record)
Walks: 440, 1984
Hit By Pitch: 73, 1994 (NCAA II, t14th place)
Stolen Bases: 248, 1984
Scoring Average: 10.3, 1987
Batting Average: .360, 1987
Times On Base: 1179, 1987
On Base Percentage: .466, 1987
Slugging Percentage: .596, 1987
Consecutive Games Homered: 20, 1987
Wins: 63, 1984
Peach Belt Conference Wins: 20, 2003

Consecutive Wins: 30, 1990
Consecutive Wins, Home: 31, 1987
Consecutive Wins, Start of Season: 21, 1988
Consecutive Home Wins, Start of Season: 20, 1988
Consecutive Peach Belt Wins: 10, 2001
Losses: 33, 1981
Won-Lost Percentage: .839, 1990
Pitching Walks: 297, 1994
Pitching Strikeouts: 492, 1989
Strikeouts/9 Innings: 9.0, 2002
Earned Run Average: 2.23, 1980
Complete Games: 34, 1983 & 1981
Shutouts: 14, 1982 (NCAA II, t6th place)
Cons. Shutouts: 3, 1992; 1990; 1983; 1982 (2)
Cons. Scoreless Innings: 29.7, 1982
Cons. Innings, No Earned Runs: 30.3, 1992
Saves: 22, 1991 (NCAA II Record)
Total Chances: 2704, 1983
Putouts: 1768, 1983
Assists: 798, 1983
Errors: 150, 1981
Fielding Average: .966, 1991
Double Plays: 72, 1984



Mark Ewing went 8-3 with a 2.58 ERA in 1992, hurling a school-record and PBC-record 30.1 consecutive scoreless innings during the season.

AASU Individual Records - Game



Individual Batting Records

Plate Appearances:

9, Calvin Culberson, Brent Korn, Mike Mitchener, Dana Harding, Danny Moore, Mark Wagenhauser, 1988

At Bats:

8, Calvin Culberson, Dana Harding, 1988

Runs:

5, 11 times. Last: Deron Spink and Tony Kunka, 1994

Hits:

6, John Booker, 1993; Dave Bone, 1987 & Matt Easterwood, 2001 (NCAA II, t5th place)

Singles:

6, John Booker, 1993 and Dave Bone, 1987

Doubles:

4, Steve Young, 1993 and Kirk Rahn, 1982 (NCAA II, t4th place)

Triples:

2, 9 times previously.

Home Runs:

3, John Booker, 1993; Dana Harding, 1987; Warren Bachmann, 1983; Chris Cuchra, 1995; George Fletcher, 2004

Inning: 2, Jeff Hanna & John Middlebrooks, 1990; Dana Harding & Danny Moore, 1988 and Warren Bachmann, 1983

Grand Slams:

2, Brent Korn, 1988 (ties NCAA II Record)

Runs Batted In:

10, Brent Korn & Mike Mitchener, 1988 and Tony Yeomans, 1984 (NCAA II, t7th place)

Inning: 5, Mike Mitchener, 1988 and Warren Bachmann, 1983

Sacrifice Flies:

3, Preston Taylor, 1994 (NCAA II record)

Extra Base Hits:

5, Steve Young, 1993; Brad Squibb, 1989

Total Bases:

15, Brad Squibb, 1989 (NCAA II Tournament Record)

Inning: 8, Jeff Hanna & John Middlebrooks, 1990; Dana Harding & Danny Moore, 1988 and Warren Bachmann, 1983

Slugging Percentage:

1.250, John Booker, 1993

Walks:

7, Dave Bone, 1989 (tied NCAA II Record)

Hit By Pitch:

3, Deron Spink, 1994
Bryan Beckmann vs. Adelphi, March 7, 2000

Reached Base Safely:

7 (of 7), Steve Young, 1993; Dave Bone, 1989

Stolen Bases:

7, Steve McNeill and Mark Mamalakis, 1973 (NCAA II, 2nd place)

Individual Pitching Records

Innings Pitched:

15, Mike Ogilvie, 1982

Strikeouts:

17, Rick Sawyer, 1990; Mike Roga, 2002

Consecutive Strikeouts:

8, Mark Simons, 1982

No Hitters:

Mike Roga, 2002; Joey Williams, 1999; Combination, 1991; Rick Sawyer, 1989; Bill Gearhart, 1987; Mike Ogilvie, Billy Ray Smith & Mark Simons, 1982; Doyle Kelley, 1968 and Bobby Cannon, 1967

Perfect Game:

Mark Simons, 1982 (ties NCAA II Record)

Individual Fielding Records

Total Chances:

21, Andrew Graham vs. Mars Hill, Feb. 9, 2003

Putouts:

19, Mike Mitchener & Bill Bickel, 1988; Scott Ellis, 1987; Charlie Broad, 1985; Bill Stanley, 1980 and Andrew Graham vs. Mars Hill, Feb. 9, 2003

Assists:

10, Adam Brandenburg vs. Georgia Tech, Feb. 23, 2003 & vs. USC Aiken, March 30, 2003

Outfield Putouts:

10, Chad Armstrong, 1989 (D II World Series Record)

Pickoffs:

5, Gary Broad, 1983


Errors:

5, Brad Bender, 1996 (ties NCAA II record)



Mike Roga tied Sawyer's mark of 17 strikeouts during his 1-0 no-hitter against Northwest Missouri State on 3/5/02.

Rick Sawyer set the AASU school record with 17 strikeouts in a game during the 1990 season.





Individual Batting Records

Games Played:

75, Warren Bachmann, Kirk Rahn & Tony Yeomans, 1983

Plate Appearances:

316, Warren Bachmann, 1983

Official at Bats:

286, Kirk Rahn, 1983

Runs:

84, Charlie Broad, 1987

Hits:

101, Roman Miestowski, 1992

Singles:

73, Mickey Peyton, 1986

Doubles:

26, Charlie Broad, 1986

Triples:

9, Chad Armstrong, 1990

Home Runs:

28, Dana Harding, 1987

Runs Batted In:

98, Mike Mitchener, 1987

Extra Base Hits:

50, Dana Harding, 1987

Total Bases:

205, Dana Harding, 1987

Sacrifice Hits:

16, Charlie Broad, 1984 & Rob Recuenco, 2004

Sacrifice Flies:

11, Preston Taylor, 1994 (NCAA II, t2nd place)

Walks:

90, Kevin Stafford, 1984

Hit By Pitch:

30, Deron Spink, 1994 (NCAA II, t2nd place)

Stolen Bases:

57, Mickey Peyton, 1986 (NCAA II, t12th place)

Stolen Base Percentage:

.973, Tony Yeomans, 1984

Batting Average:

.451, Steve McNeill, 1972

Min. 200 AB: .445, Roman Miestowski, 1992

Times On Base:

166, Deron Spink, 1994

On Base Percentage:

.568, Mike Bertagnolli, 1985 & Steve McNeill, 1972

Slugging Percentage:

.830, Dana Harding, 1987

Consecutive Game Hitting Streak:

41, David Harriman, 2002

(NCAA II Single Season Record)

Consecutive Hits:

9, Charlie Broad, 1987

Consecutive Times on Base:

13, Dave Bone, 1989

Consecutive Games Reached Safely:

One season: 56, Chad Armstrong, 1990

Overall: 70, Chad Armstrong, 1989-1990

Consecutive Game Home Run Streak:

7, Dana Harding, 1987

Consecutive Games w/ Extra Base Hit:

8, Dana Harding, 1988

Individual Pitching Records

Pitching Appearances:

31, Mike Ogilvie, 1983; Doug Louthan, 1995

Relief Appearances:

31, Doug Louthan, 1995

Games Started:

18, Chuck Christopher, 1985

Innings Pitched:

141.0, Chuck Christopher, 1985


Strikeouts:

124, Daryle Gavlick, 1992 (NCAA II Season Leader)

Strikeouts Per Nine Innings:

14.0, Jeff Pasquale, 1989 and Doug Sessions, 1998

South Atlantic Region MVP and 1988 First-Team All-American Mike Mitchener pitches the Pirates into the World Series over Columbus in 1988. Mitchener is also a member of the AASU Athletic Hall of Fame and in 2004 became just the second Pirate to have his jersey retired.





Earned Run Average: (Starting Pitcher)

1.04, Jeff Agard, 1996

Earned Run Average: (Relief Pitcher)

0.30, Matt Nalutka, 2005

Hits Allowed Per Nine Innings:

4.6, Bill Gearhart, 1987 (NCAA I, 9th place)

Walks:

77, Chuck Christopher, 1985

Complete Games:

13, Rick Zakrajsek, 1985

Consecutive Complete Games:

Rick Zakrajsek, 1985

Consecutive Complete Game Wins:

7, Mark Simons, 1982

Shutouts:

4, Daryle Gavlick, 1992; Mark Simons, 1982 and Tommy Bumgardner, 1975

Consecutive Shutouts:

3, Mark Ewing, 1992; AlOtte, 1983 and Mark Simons, 1982

Consecutive Scoreless Innings:

30.1, Mark Ewing, 1992 (NCAA II, 11th place)

Consecutive Innings, No Earned Runs:

37.3, Daryle Gavlick, 1992

Consecutive Scoreless Appearances:

24, Matt Nalutka, 2005

Saves:

12, Matt Nalutka, 2005

Save Percentage:

1.000 (12-12), Matt Nalutka, 2005, (8-for-8), Mike Ewing, 1990 & Jeff Pasquale 1989

Pitching Decisions:

16, Chuck Christopher, Rick Zakrajsek, 1985 and Jon Troop, 2005

Wins:

12, Bill Gearhart, 1988; Chuck Christopher, 1987 and Jon Dobyns, 2003

Consecutive Wins:

Single Season: 11, Daryle Gavlick, 1992 and Chuck Christopher, 1987

Multiple Seasons: 20, Bill Gearhart, 1987-88

(NCAA II 2nd place)

Won-Lost Percentage:

1.000 (minimum 5 decisions), Bill Gearhart, 10-0, 1987; Larry Vrtiska, 9-0, 1994; Larry Owens, 7-0, 1990; Mike Ewing, 7-0, 1989; Charlie Broad, 7-0, 1984; Danny DeMersseman, 5-0, 1985 and Jon Boothe, 5-0, 1990

Individual Fielding Records

Total Chances:

648, Warren Bachmann, 1983

Putouts:

580, Charlie Broad, 1984

Assists:

215, Mike Huggins, 1983

Errors:

38, Jay Sheppard, 1994

Outfield Assists:

18, Dave McLaughlin, 1994


Outfield Putouts:

124, Terry Hipp, 1991

Pickoffs:

20, Gary Broad, 1983

Jeff Agard set a school and Peach Belt Conference record with a 1.04 ERA in 1996 en route to earning honorable-mention All-America honors.



Chris Humrich, an All-South Atlantic Region pick in 1999, tied an AASU record and set a then-PBC record with 10 saves in helping the Pirates to a South Atlantic Regional berth.

Games Played:

265, Tony Yeomans, 1981-84

Plate Appearances:

1,033, Tony Yeomans, 1981-84

At Bats:

869, Tony Yeomans, 1981-84

Runs:

242, Charlie Broad, 1984-87

Hits:

318, Charlie Broad, 1984-87

Singles:

200, Tony Yeomans, 1981-84

Doubles:

69, Charlie Broad, 1984-87

Triples:

16, Charlie Broad, 1984-87

Home Runs:

39, Dana Harding, 1987-88

Runs Batted In:

231, Charlie Broad, 1984-87

Extra Base Hits:

120, Charlie Broad, 1984-87

Total Bases:

524, Charlie Broad, 1984-87

Sacrifice Hits:

42, Charlie Broad, 1984-87

Walks:

183, Scott Ellis, 1986-89

Hit By Pitch:

32, Ray Castillo, 1999-2000

Stolen Bases:

128, Calvin Culberson, 1985-88

Stolen Base Percentage:

(min. 100 att.) .875, Charlie Broad, 1984-87

(less than 100 att.) .908, Roman Miestowski, 1991-92

Batting Avg:

.397, Roman Miestowski, 1991-92

(min. 600 AB) .385, Charlie Broad, 1984-87

Times On Base:

468, Charlie Broad, 1984-87

On Base Percentage:

.503, Dave Bone, 1987-89 and Jimmie Evans, 1986-87

Slugging Percentage:

.748, Mike Mitchener, 1986-88

Pitching Appearances:

85, Zach Shelnut, 2001-04

Relief Appearances:

85, Zach Shelnut, 2001-04

Innings Pitched:

353.0, Tommy Bumgardner, 1973-76

Pitching Decisions:

48, Tommy Bumgardner, 1973-76

Wins:

29, Rickey Meeks, 1983-86

Losses:

24, Tommy Bumgardner, 1973-76

Won Lost Percentage:

.909, Larry Vrtiska (20-2), 1993-94

Walks:

143, Chuck Christopher, 1985-87

Strikeouts:

244, Chuck Christopher, 1985-87

Strikeouts Per Nine Innings:

11.9, Jeff Pasquale, 1989-90

Earned Run Average:

1.17, Daryle Gavlick, 1992

(min. 300 IP) 1.81, Tommy Bumgardner, 1973-76

Hits Allowed Per Nine Innings:

6.7, Bill Schmidt, 1989-91

Complete Games:

31, Tommy Bumgardner, 1973-76 (NCAA II, 2nd place)

Shutouts:

11, Tommy Bumgardner, 1973-76 (NCAA II, 3rd place)

Saves:

17, Zach Shelnut, 2001-04

Total Chances:

2,285, Charlie Broad, 1984-87

Putouts:

2,140, Charlie Broad, 1984-87

Assists:

426, Danny Pickell, 1977-80

Errors:

65, Jay Sheppard, 1993-94; Danny Pickell, 1977-80

No Errors, Career:

Tom Beytagh, 1970-73

Outfield Putouts:

342, Calvin Culberson, 1985-88

Outfield Assists:

18, Dave McLaughlin, 1994; Tony Yeomans, 1981-84

Pickoffs:

26, Gary Broad, 1983-84

Home Run, First Career At Bat:

Scott DeHaven, 1993; Terry Hipp, 1991; Mike Cassala, 1986; David Poulos, 1984 and Andrew Graham, 2003

Home Run, First Two Career At Bats:

Scott DeHaven, 1993 and Andrew Graham, 2003

AASU Season Leaders



At-Bats

1967	Danny Sims	95
1968	Ray Kellett	93
1969	Larry Thompson	103
1970	Lance Green	106
1971	Mark Mamalakis	77
1972	Larry Crawford	78
1973	Steve McNeill	92
1974	Steve McNeill	138
1975	John Snelling	131
1976	Marvin Headley	114
1977	Danny Pickell	126
1978	Ronnie Peacock	125
1979	Danny Pickell	126
1980	Danny Pickell	141
1981	Tony Yeomans	197
1982	Kirk Rahn	227
1983	Kirk Rahn	286
1984	David Poulos	231
1985	Bill Fortner	239
1986	Mickey Peyton	223
1987	Dana Harding	247
1988	Mike Mitchener	228
1989	Danny Moore	226
1990	Chad Armstrong	241
1991	Tim Reynolds	217
1992	Dan Britz	228
1993	Jay Sheppard	267
1994	Jay Sheppard	266
1995	Michael Collins	201
1996	Chris Case	212
1997	Matt Griffin	210
1998	Brian Muniz	235
1999	Brian Muniz	223
2000	Jimmy LaRose	219
2001	Rob Mills	210
2002	David Harriman	228
2003	Brandon McKinnon	190
2004	Adam Pelley	208
2005	Jonnie Geiger	213

Runs

1967	Danny Sims	23
1968	Doyle Kelley	12
1969	Lee Rabon	15
1970	Lee Rabon	17
1971	Steve McNeill	19
1972	Steve McNeill	19
1973	Steve McNeill	24
1974	Steve McNeill	36
1975	Chuck Thomas	18
1976	Stan Walker	22
1977	Stan Walker	28
1978	Ronnie Peacock	19
1979	Dave Baker	19
1980	Bill Stanley	23
1981	Pat Ryan	41
1982	Keith Jones	49
1983	Tony Yeomans	63
1984	Tony Yeomans	71
1985	Kevin Brown	65
	Bill Fortner	65
1986	Mickey Peyton	78
1987	Charlie Broad	84
1988	Calvain Culberson	63
	Mark Wagenhauser	63
1989	Brad Squibb	67
1990	Chad Armstrong	77
1991	Terry Hipp	48
	Pete Richter	48
1992	Roman Miestowski	72

1993	Steve Young	72
1994	Tony Kunka	83
1995	Michael Collins	39
1996	Mark Todd	44
1997	Mark Batia	53
	Adam Wilson	53
1998	David Ruhr	59
1999	3 players with	47
2000	Jimmy LaRose	57
2001	Rob Mills	54
2002	Chris Boanen	50
2003	Brandon McKinnon	46
2004	Rob Recuenco	49
2005	Jonnie Geiger	48

Hits

1967	Bobby Cannon	28
	Tommy Cannon	28
	Danny Sims	28
1968	Ray Kellett	23
1969	David Layden	24
1970	Buddy Hardy	29
	Lee Rabon	29
1971	Mark Mamalakis	25
	Steve McNeill	34
1972	Steve McNeill	33
1973	Steve McNeill	59
1974	Steve McNeill	59
1975	Warren Heller	37
1976	Marvin Headley	31
1977	Danny Pickell	37
1978	Ronnie Peacock	39
1979	Danny Pickell	37
1980	Danny Pickell	50
1981	Pat Ryan	70
1982	Kirk Rahn	90
1983	Kirk Rahn	97
1984	David Poulos	88
1985	Bill Fortner	88
1986	Mickey Peyton	97
1987	Charlie Broad	99
1988	Mike Mitchener	77
1989	Chad Armstrong	83
1990	Chad Armstrong	97
1991	Roman Miestowski	71
1992	Roman Miestowski	101
1993	Jay Sheppard	88
1994	Tony Kunka	86
1995	Michael Collins	72
1996	Mark Todd	72
1997	Mark Batia	77
1998	David Ruhr	82
1999	Jimmy LaRose	77
2000	Jimmy LaRose	74
2001	Kirk Nordness	80
2002	David Harriman	94
2003	George Fletcher	62
	Stacy Bennett	62
2004	Rob Recuenco	74
2005	Jonnie Geiger	77

Batting Average

1967	Tommy Cannon	350
1968	Danny Sims	322
1969	Ray Kellett	262
1970	Buddy Hardy	318
1971	Mark Mamalakis	325
1972	Steve McNeill	451
1973	Steve McNeill	359
1974	Steve McNeill	428
1975	Warren Heller	320

1976	Warren Heller	327
1977	Danny Pickell	302
1978	Ronnie Peacock	312
1979	Danny Pickell	294
1980	Danny Pickell	355
1981	Roy Babot	401
1982	Kirk Rahn	396
1983	Jerry Jameson	362
1984	David Poulos	381
1985	Gary Jackson	389
1986	Mickey Peyton	435
1987	Charlie Broad	442
1988	Mark Wagenhauser	358
1989	Chad Armstrong	390
1990	Mary Ellis	405
1991	Roman Miestowski	345
1992	Roman Miestowski	445
1993	Chris Milisits	386
1994	John Wilson	384
1995	Richard Ernst	390
1996	Mark Todd	355
1997	Mark Batia	381
1998	Noah Theiss	379
1999	Jimmy LaRose	352
2000	Brian Pickel	343
2001	Kirk Nordness	392
2002	David Harriman	412
2003	Stacy Bennett	339
2004	Brandon Nunez	386
2005	Adam Pelley	379

Doubles

1967	Bobby Cannon	4
1968	4 with	2
1969	David Layden	4
1970	Lee Rabon	4
1971	Mark Mamalakis	4
	Tom Yarbrough	4
1972	Tom Beytagh	5
1973	Gerald Sharpe	3
	Tom Yarbrough	3
1974	Steve McNeill	8
1975	Tommy Bungardner	6
	Warren Heller	6
1976	Warren Heller	6
	Jerry McNair	6
1977	Warren Heller	7
1978	Buddy Padgett	6
	Mike Stone	6
1979	Glen Conaway	4
1980	Danny Pickell	10
1981	Five with	7
1982	Kirk Rahn	21
1983	Kirk Rahn	20
1984	Tony Yeomans	20
1985	Bill Fortner	24
1986	Charlie Broad	26
1987	Mike Mitchener	24
	Dana Harding	18
	Mark Wagenhauser	18
1989	Chad Armstrong	19
1990	Brad Squibb	20
1991	Eric Chavez	20
1992	Roman Miestowski	20
	Steve Young	20
1993	Chris Milisits	22
1994	Matt Chambers	18
1995	Michael Collins	16
1996	Chris Case	21
1997	Matt Griffin	17
	Andy Ysalgue	17

1998	David Ruhr	17
1999	Brian Muniz	18
2000	Kevin Bullard	17
	Haydn Chinn	17
2001	Kirk Nordness	18
2002	Kirk Nordness	16
2003	Stacy Bennett	16
	Brandon McKinnon	16
2004	George Fletcher	12
2005	Sean Hotzak	14
	Rob Recuenco	14

Triples

1967	Danny Sims	2
1968	Danny Sims	2
	David Smith	2
1969	David Smith	2
1970	Buddy Hardy	3
1971	Roy Smith	4
1972	Linn Burnsed	1
	Steve McNeill	1
1973	Mark Mamalakis	3
	Tom Yarbrough	3
1974	Linn Burnsed	3
1975	Buddy Padgett	4
1976	5 with	1
1977	Marvin Headley	3
	Ronnie Peacock	3
1978	Ronnie Peacock	3
1979	3 with	1
1980	David Rogers	2
1981	3 with	3
1982	Keith Jones	3
1983	Jerry Jameson	4
1984	David Poulos	5
1985	Charlie Broad	6
	J.D. Scott	6
1986	Mike Cassala	6
	Mickey Peyton	6
1987	Mike Mitchener	7
1988	Mike Mitchener	7
1989	Chad Armstrong	6
	Brad Squibb	6
1990	Chad Armstrong	9
1991	Eric Chavez	6
1992	Dan Britz	2
1993	Jay Sheppard	5
	Steve Young	5
1994	Jay Sheppard	8
1995	Leroy Lipsey	3
1996	2 with	1
1997	Mark Batia	4
	Doug Sessions	4
1998	Vincent Valinotti	3
1999	Mike Cadwallader	5
2000	Haydn Chinn	5
2001	Jason Pruitt	3
	Rob Mills	3
2002	Chris Boanen	6
2003	Stacy Bennett	4
2004	6 with	1
2005	Jarin Lewis	3

Home Runs

1969	David Layden	2
1970	Buddy Hardy	2
1971	Mark Mamalakis	2
1972	Linn Burnsed	2

Two-time All-America Chad Armstrong reached base safely in all 56 games in 1990

Home Runs

1973	Linn Burnsed	1
	Jerry Graham	1
1974	Linn Burnsed	2
1975	John Snelling	1
1976	John Snelling	1
	Chuck Thomas	1
1977	Robbie Groover	1
1978	Robbie Groover	2
	Mike Stone	2
1979	Glen Conaway	2
	Mike Durkin	2
1980	Gerald Sharpe	2
1981	Tony Yeomans	8
1982	Kirk Rahn	7
1983	Kirk Rahn	11
1984	Mike Smicklas	15
1985	Bill Fortner	13
	J.D. Scott	13
1986	Charlie Broad	9
	Mike Cassala	9
1987	Dana Harding	28
1988	Mike Mitchener	16
1989	John Middlebrooks	9
1990	Jeff Hanna	11
1991	Eric Chavez	10
1992	Eric Chavez	21
1993	John Booker	15
1994	Tony Kunka	15
	Richard Ernst	7
1996	Klark Reynolds	7
1997	Matt Griffin	12
1998	David Ruhr	13
1999	Travis Oglesby	19
2000	Kevin Bullard	8
2001	David Harriman	9
2002	David Harriman	14
2003	Brandon McKinnon	7
2004	George Fletcher	11
2005	Brand Nunez	10

Runs Batted In

1967	Mike Kellett	14
1968	Clyde Jordan	14
1969	Bill Hagan	11
1970	Lee Rabon	14
1971	Mark Mamalakis	13
1972	Tom Beytagh	13
1973	Mark Mamalakis	17
1974	David Barnhill	14
1975	John Snelling	9
	Chuck Thomas	9
1976	Marvin Headley	16
1977	Danny Pickell	22
1978	Danny Pickell	19
1979	Danny Pickell	14
1980	Danny Pickell	18
1981	Pat Ryan	43
1982	Warren Bachmann	57
1983	Kirk Rahn	70
1984	Mike Smicklas	78
1985	J.D. Scott	80
1986	Mike Cassala	77
1987	Mike Mitchener	98
1988	Mike Mitchener	82
1989	John Middlebrooks	56
1990	Chad Armstrong	63
1991	Pete Richter	53
1992	Eric Chavez	82

1993	John Booker	69
1994	Tony Kunka	86
1995	Michael Collins	38
	Richard Ernst	38
1996	Mark Todd	39
1997	Matt Griffin	50
1998	David Ruhr	55
1999	Travis Oglesby	58
2000	Brian Pickell	48
2001	David Harriman	53
2002	David Harriman	69
2003	Stacy Bennett	47
2004	George Fletcher	50
2005	Brandon Nunez	40

Stolen Bases

1967	Danny Sims	10
	John Tatum	10
1968	Bob Houchins	12
1969	Bill Hagan	8
	Lee Rabon	8
1970	Bob Houchins	8
	Lance Green	8
1971	Steve McNeill	24
1972	Steve McNeill	18
1973	Mark Mamalakis	26
1974	Steve McNeill	28
1975	John Snelling	13
1976	Stan Walker	19
1977	Stan Walker	12
1978	Ronnie Peacock	8
1979	Dave Baker	8
1980	Gerald Sharpe	24
1981	Roy Babot	18
1982	Pat Ryan	16
1983	Tony Yeomans	28
1984	Cay Mays	37
1985	Mike Bertagnolli	38
1986	Mickey Peyton	57
1987	Calvain Culberson	40
1988	Calvain Culberson	42
1989	Danny Moore	29
1990	Steve Russell	32
1991	Roman Miestowski	27
1992	Dan Britz	32
	Roman Miestowski	32
1993	Jay Sheppard	34
1994	Jay Sheppard	29
1995	Leroy Lipsy	26
1996	Heath McBeth	17
1997	Doug Sessions	17
1998	David Ruhr	17
1999	Jimmy LaRose	21
2000	Bryan Beckmann	25
2001	Kirk Nordness	8
2002	Chris Dentler	15
2003	Mark Stephens	10
2004	Brandon Nunez	18
2005	Jonnie Geiger	19

Total Bases

1967	Tommy Cannon	35
1968	David Smith	31
1969	David Layden	34
1970	Buddy Hardy	39
1971	Mark Mamalakis	35
1972	Steve McNeill	40
1973	Steve McNeill	37
1974	Steve McNeill	70
1975	Warren Heller	45

1976	Jerry McNair	37
1977	Danny Pickell	45
1978	Ronnie Peacock	50
1979	Danny Pickell	42
1980	Danny Pickell	62
1981	Tony Yeomans	99
1982	Kirk Rahn	132
1983	Kirk Rahn	154
1984	Mike Smicklas	146
1985	Bill Fortner	155
1986	Charlie Broad	143
1987	Dana Harding	205
1988	Mike Mitchener	154
1989	Chad Armstrong	121
1990	Chad Armstrong	161
1991	Eric Chavez	121
1992	Eric Chavez	167
1993	Jay Sheppard	128
1994	Tony Kunka	156
1995	Michael Collins	100
1996	Mark Todd	104
1997	Matt Griffin	118
1998	David Ruhr	140
1999	Travis Oglesby	121
2000	Haydn Chinn	102
2001	Kirk Nordness	115
2002	David Harriman	153
2003	Stacy Bennett	104
2004	George Fletcher	109
2005	Brandon Nunez	96

Base on Balls

1967	Danny Sims	18
1968	Danny Sims	16
1969	Lee Rabon	24
1970	Lee Rabon	20
1971	Roy Smith	24
1972	Linn Burnsed	21
1973	Tom Beytagh	20
1974	Linn Burnsed	26
1975		NA
1976	Stan Walker	31
1977	Stan Walker	31
1978	Ronnie Peacock	15
1979	Gerald Sharpe	17
1980	Dan Seitz	26
	Gerald Sharpe	26
1981	Pat Ryan	35
1982	Pat Ryan	57
1983	3 with	43
1984	Kevin Stafford	60
1985	Mike Bertagnolli	95
1986	Jimmie Evans	45
1987	Scott Ellis	66
1988	Dave Bone	62
1989	Dave Bone	59
1990	Chad Armstrong	44
1991	Pete Richter	52
1992	Dan Britz	44
1993	Steve Young	63
1994	Deron Spink	61
1995	Mark Todd	45
1996	Rob Freithoffer	39
1997	Mark Batia	37
1998	Noah Theiss	39
1999	Travis Oglesby	48
2000	Kevin Bullard	37
2001	Kirk Nordness	29
2002	Kirk Nordness	30
2003	Stacy Bennett	38

2004	Adam Pelley	29
2005	Rob Recuenco	22

Hit By Pitch

1967	Danny Sims	3
1968	Phil Duke	3
1969		NA
1970	John Beebe	2
	Lance Green	2
1971	Steve McNeill	5
1972	Steve McNeill	5
1973	Gerald Sharpe	8
1974	Steve McNeill	2
1975-1979		NA
1980	Dan Seitz	5
1981	5 with	2
1982	Keith Jones	11
1983	Kirk Rahn	4
1984	Mike Huggins	4
1985	Kevin Brown	4
1986	Scott Ellis	5
1987	Bruce Addison	4
1988	Brent Korn	6
1989	Brian Korn	8
	Brent Kracik	8
1990	3 tied with	5
1991	Eric Chavez	5
	Roman Miestowski	5
1992	Roman Miestowski	10
1993	John Booker	8
	Steve Young	8
1994	Deron Spink	30
1995	Thomas Sanders	11
1996	Scott Harrell	12
1997	Matt Griffin	11
	Adam Wilson	11
1998	Vinny Valinotti	11
1999	Ray Castillo	21
2000	Ray Castillo	11
	Haydn Chinn	11
2001	Jason Pruitt	5
	Rob Mills	5
2002	Adam Brandenburg	12
2003	Adam Brandenburg	19
2004	Adam Pelley	13
	Michael Pelley	13
2005	Brandon Nunez	11



All-America catcher David Harriman's .671 slugging percentage in 2002 was the highest in 10 years at AASU.

AASU Season Leaders



On Base Percentage

1967	Danny Sims	422
1968	Danny Sims	493
1969	Lee Rabon	370
1970	Lee Rabon	408
1971	Roy Smith	467
1972	Steve McNeill	568
1973	Tom Beytagh	486
1974	Steve McNeill	428
1975		NA
1976	Stanley Walker	431
1977	Stanley Walker	442
1978	Ronnie Peacock	386
1979	Danny Pickell	331
1980	Dan Seitz	414
1981	Roy Babot	472
1982	Kirk Rahn	439
1983	Tony Yeomans	441
1984	Kevin Stafford	526
1985	Mike Bertagnolli	568
1986	Calvain Culberson	519
1987	Charlie Broad	535
1988	Dave Bone	534
1989	Dave Bone	498
1990	Jeff Hanna	512
1991	Terry Hipp	469
1992	Roman Miestowski	526
1993	John Booker	518
1994	Deron Spink	527
1995	Richard Ernst	482
1996	Mark Todd	434
1997	Mark Batia	488
1998	Noah Theiss	480
1999	Ray Castillo	451
2000	Bryan Beckmann	422
2001	Kirk Nordness	493
2002	David Harriman	455
2003	Adam Brandenburg	476
2004	Brandon Nunez	453
2005	Adam Pelley	461

Slugging Percentage

1967	Tommy Cannon	438
1968	Danny Sims	441
1969	David Layden	358
1970	Buddy Hardy	462
1971	Tom Yarbrough	510
1972	Steve McNeill	533
1973	Steve McNeill	402
1974	Steve McNeill	507
1975	Warren Heller	388

All-America third baseman Dana Harding set AASU's slugging percentage record of .830 in 1987.



Brandon Nunez led the Pirates in slugging each of the last two seasons.

Wins

1967	Tommy Cannon	7
1968	Doyle Kelley	5
1969	Dennis Pruitt	6
1970	Dennis Pruitt	3
	Tommy Swinford	3
1971	Dennis Pruitt	4
1972	Pat Holland	5
	Dennis Pruitt	5
1973	Tommy Bumgardner	5
	Lawrence Maner	5
1974	Tommy Bumgardner	7
1975	Tommy Bumgardner	7
1976	Tommy Bumgardner	5
1977	Eddie Aenchbacher	5
1978	Eddie Aenchbacher	4
1979	Eddie Aenchbacher	6
1980	William Holbrook	5
	Gordie Shuman	5
1981	Roger Moore	7
1982	Mark Simons	10
1983	Jimmy Fisher	10
1984	Gary Broad	10
1985	Chuck Christopher	12
1986	Rick Zakrajsek	8
1987	Chuck Christopher	11
1988	Bill Gearhart	12
1989	Rick Sawyer	8
	Chuck Thompson	8
1990	Paul Krafft	10
1991	Darryl Boyd	7
1992	Daryle Gavlick	11
1993	Larry Vrtiska	9
1994	Larry Vrtiska	11
1995	Mike Hopper	8
1996	Michael Godbee	7
1997	Four with	6
1998	Jeremy Wedel	10
1999	Adam Bernero	11
2000	Jason Ackley	10
2001	B.J. Brinkmeier	8
2002	Mike Roga	10
2003	Jon Dobyns	12
2004	Marcus Barriger	6
	Jon Dobyns	6
2005	Jon Troop	11

Earned Run Average

1967	Bobby Cannon	1.58
1968	Tommy Swinford	1.86
1969	Doyle Kelley	2.38
1970	Dennis Pruitt	3.94
1971	Pat Holland	3.48
1972	Tommy Swinford	2.80
1973	Tom Bumgardner	2.39
1974	Frankie Moore	1.22
1975	Tom Bumgardner	1.35
1976	Tom Bumgardner	1.46
1977	Eddie Aenchbacher	2.14
1978	Ted Kinder	4.21
1979	Eddie Aenchbacher	2.07
1980	Tim Norton	1.55
1981	Roger Moore	1.26
1982	Billy Ray Smith	1.87
1983	Ricky Meeks	1.44
1984	Gary Broad	1.74
1985	Ricky Meeks	1.83
1986	Greg Richard	1.55

1987	Bill Gearhart	1.85
1988	Mike Mitchener	1.84
1989	Jeff Pasquale	1.30
1990	Bill Schmidt	1.21
1991	Bill Schmidt	1.34
1992	Daryle Gavlick	1.17
1993	Darryl Boyd	1.79
1994	Gregg Thomas	1.62
1995	Doug Louthan	2.44
1996	Jeff Agard	1.04
1997	Greg Kennedy	3.07
1998	Jeremy Wedel	2.75
1999	Adam Bernero	3.31
2000	B.J. Brinkmeier	3.25
2001	B.J. Brinkmeier	3.46
2002	Mike Roga	3.00
2003	Curtis Morrison	2.61
2004	Marcus Barriger	3.19
2005	Chase Leatherwood	3.39

Strikeouts

1967	Tommy Cannon	52
1968	Doyle Kelley	44
1969	Doyle Kelley	48
1970	Tommy Swinford	41
1971	Pat Holland	37
1972	Pat Holland	42
1973	Tom Bumgardner	40
1974	Tom Bumgardner	37
	Pat Holland	37
1975	Tom Bumgardner	71
1976	Tom Bumgardner	35
1977	Warren Heller	44
1978	Eddie Aenchbacher	46
1979	Eddie Aenchbacher	23
1980	William Holbrook	27
1981	Roger Moore	47
1982	Mark Simons	116
1983	Billy Ray Smith	67
1984	Gary Broad	79
1985	Chuck Christopher	116
1986	Mike Maus	57
1987	Bill Gearhart	101
1988	Rob Musser	92
1989	Rick Sawyer	94
1990	Rick Sawyer	76
1991	Craig Bradshaw	82
1992	Daryle Gavlick	124
1993	Darryl Boyd	88
1994	Chris Tidwell	101
1995	Mike Hopper	74
1996	Jeff Agard	79
1997	Mark Copeland	76
1998	Jeremy Wedel	116
1999	Adam Bernero	113
2000	B.J. Brinkmeier	73
2001	B.J. Brinkmeier	97
2002	Mike Roga	109
2003	Jon Dobyns	106
2004	Marcus Barriger	77
2005	Chase Leatherwood	102

Innings

1967	Tommy Cannon	77.2
1968	Doyle Kelley	86.2
1969	Dennis Pruitt	81.1
1970	Tommy Swinford	84.0
1971	Pat Holland	77.2
1972	Dennis Pruitt	70.1

Innings

1973	Tom Bumgardner	83.0
1974	Tom Bumgardner	79.1
1975	Tom Bumgardner	106.1
1976	Tom Bumgardner	80.0
1977	Ed Aenchbacher	71.1
1978	Ed Aenchbacher	71.1
1979	Ed Aenchbacher	78.0
1980	Gordie Shuman	65.0
	Mike Stone	65.0
1981	Tim Norton	82.0
1982	Mark Simons	100.1
1983	Billy Ray Smith	109.0
1984	Gary Broad	102.2
1985	Chuck Christopher	141.0
1986	Ricky Meeks	80.2
1987	Chuck Christopher	107.2
1988	Bill Gearhart	106.0
1989	Larry Owens	106.0
1990	Chuck Thompson	92.1
1991	Craig Bradshaw	77.2
1992	Mark Ewing	101.0
1993	Gregg Thomas	91.1
1994	Chris Tidwell	129.0
1995	Mike Hopper	100.2
1996	Jason Manbooth	80.1
1997	Mark Copeland	91.0
1998	Jeremy Wedel	114.0
1999	Adam Bernero	103.1
2000	B.J. Brinkmeier	105.1
2001	B.J. Brinkmeier	101.1
2002	Mike Roga	105.0
2003	Jeremy Olson	112.2
2004	Jon Dobyns	94.0
2005	Jon Troop	94.0

Games

1967	Tommy Cannon	16
1968	Doyle Kelley	14
	Tommy Swinford	14
1969	Doyle Kelley	10
	Dennis Pruitt	10
1970	Dennis Pruitt	15
1971	Pat Holland	12
1972	Dennis Pruitt	12
1973	Tom Bumgardner	13
1974	Tom Bumgardner	15
1975	Tom Bumgardner	15
1976	Tom Bumgardner	12
1977	Eddie Aenchbacher	15
1978	Eddie Aenchbacher	12
1979	Eddie Aenchbacher	14
1980	Mike Stone	10
1981	William Holbrook	15
1982	Mike Ogilvie	23
1983	Mike Ogilvie	31
1984	Ricky Meeks	22
1985	Chuck Christopher	20
	Mike Maus	20


1986	Mike Maus	18
	Mike Mitchener	18
1987	Bill Floyd	23
1988	David Wright	26
1989	Mike Ewing	26
1990	Jeff Pasquale	23
1991	Bill Schmidt	22
1992	Russell Williams	21
1993	Chris DeClue	25
1994	Scot Donovan	25
1995	Doug Louthan	31
1996	Michael Godbee	18
1997	Joey Williams	25
1998	Greg Kennedy	23
1999	Shane Shelton	24
	Chris Humrich	24
2000	Shane Shelton	19
2001	Andrew Moss	19
2002	Zach Shelnutt	23
2003	Zach Shelnutt	21
2004	Zach Shelnutt	26
2005	Matt Nalutka	26

Saves

1977	Eddie Aenchbacher	4
1978	Roy Griffin	2
1979	Eddie Aenchbacher	2
1980	William Holbrook	1
	Gerald Sharpe	1
1981	William Holbrook	2
	Kirk Rahn	2
1982	Billy Ray Smith	5
1983	Mike Ogilvie	10
1984	Ricky Meeks	5
1985	Mike Maus	6
1986	Mike Mitchener	5
1987	Chuck Christopher	3
	Greg Richard	3
1988	Mike Mitchener	7
1989	Jeff Pasquale	8
1990	Mike Ewing	8
1991	Bill Schmidt	7
1992	Russell Williams	8
1993	Jorge Becerra	3
	Biddy Garza	3
1994	Scot Donovan	8
1995	Doug Louthan	8
1996	Greg Kennedy	2
1997	Joey Williams	4
1998	3 tied with	4
1999	Chris Humrich	10
2000	Shane Shelton	3
2001	Andrew Moss	4
2002	Zach Shelnutt	6
2003	Zach Shelnutt	5
2004	Zach Shelnutt	4
	Josh Tallent	4
2005	Matt Nalutka	12



Chris Milisits earned All-Conference and second-team All-America honors as a catcher for the Pirates in 1993, leading the team in hitting with a .386 average.



AASU Athletic Hall of Famer Tony Yeomans led the Pirates in home runs and total bases during the 1981 season and ranks first all-time in at-bats and second all-time in hits on the AASU record charts.

Season Top 10s - Hitting



At Bats

1. Kirk Rahn, 1983	286
2. Jay Sheppard, 1993	267
3. Jay Sheppard, 1994	266
4. Warren Bachmann, 1983	263
5. Mike Huggins, 1983	259
6. Tony Yeomans, 1983	250
7. Dana Harding, 1987	247
8. Calvin Culberson, 1987	244
9. Chad Armstrong, 1989	241
Tony Kunka, 1994	241

Runs

1. Charlie Broad, 1987	84
2. Calvin Culberson, 1987	83
3. Mickey Peyton, 1986	78
4. Chad Armstrong, 1990	77
Tony Kunka, 1994	77
5. Dana Harding, 1987	75
Brad Squibb, 1990	75
Deron Spink, 1994	75
9. Bruce Addison, 1987	74
10. Roman Miestowski, 1992	72
Steve Young, 1993	72
Scott DeHaven, 1994	72

Hits

1. Roman Miestowski, 1992	101
2. Charlie Broad, 1987	99
3. Dana Harding, 1987	98
4. Chad Armstrong, 1990	97
Mickey Peyton, 1986	97
Kirk Rahn, 1983	97
7. David Harriman, 2002	94
8. Steve Russell, 1990	92
9. Calvin Culberson, 1987	89
10. Mike Mitchener, 1987	88
David Poulos, 1984	88
Jay Sheppard, 1993	88

Doubles

1. Charlie Broad, 1986	26
2. Bill Fortner, 1985	24
Mike Mitchener, 1987	24
4. Chris Milisits, 1993	22
5. Dana Harding, 1987	21
Kirk Rahn, 1982	21
Chris Case, 1996	21
8. Eric Chavez, 1991	20
Roman Miestowski, 1992	20
Kirk Rahn, 1983	20
Brad Squibb, 1990	20
Tony Yeomans, 1984	20
Steve Young, 1992	20

Triples

1. Chad Armstrong, 1990	9
2. Brad Squibb, 1990	8
Jay Sheppard, 1994	8
3. Mike Mitchener, 1987	7
Mike Mitchener, 1988	7
Tony Kunka, 1994	7
7. Bruce Addison, 1987	6
Chad Armstrong, 1989	6
Chris Boaen, 2002	6
Charlie Broad, 1984	6
Mike Cassala, 1986	6
Eric Chavez, 1991	6
Mickey Peyton, 1986	6
Brad Squibb, 1989	6

Home Runs

1. Dana Harding, 1987	28
2. Eric Chavez, 1992	21
3. Charlie Broad, 1987	19
Travis Oglesby, 1999	19
5. Scott Ellis, 1987	16
Mike Mitchener, 1988	16
7. John Booker, 1993	15
Calvin Culberson, 1987	15
Danny Moore, 1988	15
Mike Smiciklas, 1985	15
Tony Kunka, 1994	15

Runs Batted In

1. Mike Mitchener, 1987	98
2. Tony Kunka, 1994	86
3. Dana Harding, 1987	84
4. Eric Chavez, 1992	82
Mike Mitchener, 1988	82
6. Charlie Broad, 1987	80
J.D. Scott, 1985	80
8. Mike Smiciklas, 1984	78
9. Mike Cassala, 1986	77
10. Scott Ellis, 1987	71

Batting Average

1. Steve McNeill, 1972	.451
2. Roman Miestowski, 1992	.445
3. Charlie Broad, 1987	.442
4. Mickey Peyton, 1986	.435
5. Steve McNeill, 1974	.428
6. David Harriman, 2002	.412
7. Marv Ellis, 1990	.405
8. Chad Armstrong, 1990	.402
Steve Russell, 1990	.402
10. Roy Babot, 1981	.401

Stolen Bases

1. Mickey Peyton, 1986	57
2. Calvin Culberson, 1988	42
3. Calvin Culberson, 1987	40
4. Mike Bertagnolli, 1985	38
5. Cay Mays, 1984	37
6. David Poulos, 1984	36
Tony Yeomans, 1984	36
8. Bruce Addison, 1987	35
9. Jay Sheppard, 1993	34
10. Bruce Addison, 1988	33

Base on Balls

1. Kevin Stafford, 1984	90
2. Scott Ellis, 1987	65
3. Mike Bertagnolli, 1985	65
4. Steve Young, 1993	63
5. Dave Bone, 1988	62
6. Deron Spink, 1994	61
7. Dave Bone, 1989	59
8. Kevin Brown, 1984	57
Pat Ryan, 1982	57
10. Gary Jackson, 1985	56

Total Bases

1. Dana Harding, 1987	205
2. Charlie Broad, 1987	177
3. Mike Mitchener, 1987	168
4. Eric Chavez, 1992	167
5. Chad Armstrong, 1990	161
6. Roman Miestowski, 1992	160
7. Tony Kunka, 1994	156
8. Bill Fortner, 1985	155
9. Mike Mitchener, 1988	154
Kirk Rahn, 1983	154

Slugging Percentage

1. Dana Harding, 1987	.830
2. Charlie Broad, 1987	.790
3. Eric Chavez, 1992	.770
4. Mike Mitchener, 1987	.730
5. Roman Miestowski, 1992	.705
6. John Booker, 1993	.685
7. Mike Mitchener, 1988	.675
8. David Harriman, 2002	.671
9. Chad Armstrong, 1990	.668
Charlie Broad, 1986	.668

On Base Percentage

1. Steve McNeill, 1972	.568
Mike Bertagnolli, 1985	.568
3. Gary Jackson, 1985	.556
4. Charlie Broad, 1987	.535
5. Dave Bone, 1988	.534
6. Deron Spink, 1994	.527
7. Roman Miestowski, 1992	.526
Kevin Stafford, 1984	.526
9. John Booker, 1993	.518
10. Jeff Hanna, 1990	.512





Season Top 10s - Pitching

Games

1. Mike Ogilvie, 1982	31
Doug Louthan, 1995	31
3. Mike Ewing, 1989	26
Zach Shelnett, 2004	26
Matt Nalutka, 2005	26
6. Chris DeClue, 1993	25
Scot Donovan, 1994	25
Joey Williams, 1997	25
9. Chris Humrich, 1999	24
Shane Shelton, 1999	24
Josh Tallent, 2004	24

Earned Run Average

1. Jeff Agard, 1996	1.04
2. Daryle Gavlick, 1992	1.17
3. Roger Moore, 1981	1.26
4. Bill Schmidt, 1991	1.34
5. Tommy Bumgardner, 1975	1.35
6. Ricky Meeks, 1983	1.44
7. Tommy Bumgardner, 1976	1.46
8. Tim Norton, 1980	1.55
9. Bobby Cannon, 1967	1.58
10. Daryll Boyd, 1993	1.79

Winning Percentage

1. Bill Gearhart, 1987..(10-0)	1.000
Larry Vrtiska, 1993..(9-0)	1.000
Charlie Broad, 1984..(7-0)	1.000
Mike Ewing, 1989..(7-0)	1.000
Larry Owens, 1990..(7-0)	1.000
6. Daryle Gavlick, 1992..(11-1)917
7. Ricky Meeks, 1985..(10-1)909
Paul Krafft, 1990..(10-1)909
9. Craig Bradshaw, 1992..(9-1)900
10. Daryll Boyd, 1992..(7-1)875
Daryll Boyd, 1993..(7-1)875

Wins

1. Chuck Christopher, 1985	12
Jon Dobyms, 2003	12
Bill Gearhart, 1988	12
4. Adam Bernero, 1999	11
Chuck Christopher, 1987	11
Daryle Gavlick, 1992	11
Larry Vrtiska, 1994	11
Jon Troop, 2005	11
9. Jason Ackley, 2000	10
Gary Broad, 1984	10
Jimmy Fisher, 1983	10
Bill Gearhart, 1987	10
Paul Krafft, 1990	10
Ricky Meeks, 1985	10
Jeremy Olson, 2003	10
Mike Roga, 2002	10
Mark Simons, 1982	10
Jeremy Wedel, 1998	10
Rick Zakrajsek, 1985	10

Innings

1. Chuck Christopher, 1985	141.0
2. Chris Tidwell, 1994	129.0
3. Rick Zakrajsek, 1985	114.1
4. Jeremy Wedel, 1998	114.0
5. Jeremy Olson, 2003	112.2
6. Larry Vrtiska, 1994	111.0
7. Billy Ray Smith, 1983	109.0
8. Chuck Christopher, 1987	107.2
9. Tommy Bumgardner, 1975	106.1
10. Bill Gearheart, 1988	106.0
Larry Owens, 1989	106.0

Strikeouts

1. Daryle Gavlick, 1992	124
2. Jeremy Wedel, 1998	116
Chuck Christopher, 1985	116
Mark Simons, 1982	116
5. Adam Bernero, 1999	113
6. Mike Roga, 2002	109
7. Jon Dobyms, 2003	106
8. Chase Leatherwood, 2005	102
9. Bill Gearheart, 1987	101
Chris Tidwell, 1994	101



Adam Bernero went 11-3 with 113 strikeouts in 103.1 innings in 1999, leading AASU to a South Atlantic Regional berth. Adam has pitched the last six seasons in the Majors for the Tigers, Rockies and Braves.

Saves

1. Matt Nalutka, 2005	12
2. Mike Ogilvie, 1982	10
Chris Humrich, 1999	10
4. Mike Ewing, 1989	8
Jeff Pasquale, 1989	8
Russell Williams, 1992	8
Scot Donovan, 1994	8
Doug Louthan, 1995	8
9. Mike Mitchener, 1986	7
Bill Schmidt, 1990	7

The 1984 Pirate baseball squad won a school-record 63 games, which led the nation, and sported a pitching staff that included a 10-game winner in Gary Broad and an undefeated pitcher in Charlie Broad (7-0).



Career Top 10s - Hitting



At-Bats

1.	Tony Yeomans, 81-84	869
2.	Charlie Broad, 84-87	826
3.	Calvain Culberson, 85-88	717
4.	Kevin Bullard, 97-2000	707
5.	Chris Boaen, 2000-03	659
6.	Scott Ellis, 86-89	585
7.	Mike Mitchener, 86-88	539
8.	Jay Sheppard, 93-94	533
9.	Roy Babot, 81-83	527
10.	Brian Chester, 98-2000	517

Runs

1.	Charlie Broad, 84-87	242
2.	Calvain Culberson, 85-88	225
3.	Tony Yeomans, 81-84	206
4.	Scott Ellis, 86-89	177
5.	Kevin Bullard, 97-2000	145
6.	Brad Squibb, 89-90	142
7.	Chad Armstrong, 89-90	140
	Tony Kunka, 93-94	140
9.	Mike Mitchener, 86-88	137
10.	Scott DeHaven, 93-94	131

Hits

1.	Charlie Broad, 84-87	318
2.	Tony Yeomans, 81-84	282
3.	Calvain Culberson, 85-88	253
4.	Chris Boaen, 2000-03	213
5.	Kevin Bullard, 97-2000	199
6.	Mike Mitchener, 86-88	193
7.	Kirk Rahn, 82-83	187
8.	Chad Armstrong, 89-90	180
9.	Scott Ellis, 86-89	179
10.	Dana Harding, 87-88	174

Doubles

1.	Charlie Broad, 84-87	69
2.	Kevin Bullard, 97-2000	51
3.	Tony Yeomans, 81-84	49
4.	Mike Mitchener, 86-88	45
	Chris Boaen, 2000-03	45
6.	Warren Bachmann, 82-83	43
7.	Chris Milisits, 92-93	41
	Kirk Rahn, 82-83	41
9.	Scott Ellis, 86-89	39
	Dana Harding, 87-88	39
	Brad Squibb, 89-90	39

Triples

1.	Charlie Broad, 84-87	16
2.	Chad Armstrong, 89-90	15
	Mike Mitchener, 86-88	15
4.	Brad Squibb, 89-90	14
5.	Jay Sheppard, 93-94	13
6.	Calvain Culberson, 85-88	12
7.	Steve Russell, 89-90	9
8.	Tony Kunka, 93-94	8
9.	Roy Babot, 81-83	7
	Chris Boaen, 2000-03	7
	Eric Chavez, 91-92	7
	Steve Young, 92-93	7

Home Runs

1.	Dana Harding, 87-88	39
2.	Mike Mitchener, 86-88	38
3.	Charlie Broad, 84-87	35
4.	Scott Ellis, 86-89	33
5.	Eric Chavez, 91-92	31
6.	Tony Yeomans, 81-84	29
7.	Tony Kunka, 93-94	27
8.	Kevin Bullard, 97-2000	25
9.	David Harriman, 2001-02	23
10.	Calvain Culberson, 85-88	22
	Danny Moore, 88-89	22

Runs Batted In

1.	Charlie Broad, 84-87	231
2.	Mike Mitchener, 86-88	209
3.	Tony Yeomans, 81-84	176
4.	Scott Ellis, 86-89	173
5.	Dana Harding, 87-88	147
	Kevin Bullard, 97-2000	147
7.	Calvain Culberson, 85-88	139
8.	Tony Kunka, 93-94	138
9.	Eric Chavez, 91-92	134
10.	David Harriman, 2001-02	122

Batting Average

1.	Roman Miestowski, 91-92	397
2.	Chad Armstrong, 89-90	396
3.	Steve McNeill, 71-74	390
4.	Charlie Broad, 84-87	385
5.	Kirk Nordness, 2001-02	3829
6.	David Harriman, 2001-02	3826
7.	Steve Russell, 89-90	378
8.	Dana Harding, 87-88	377
9.	Jimmie Evans, 86-87	368
10.	Kirk Rahn, 82-83	365

Stolen Bases

1.	Calvain Culberson, 85-88	128
2.	Charlie Broad, 84-87	98
3.	Steve McNeill, 71-74	92
4.	Tony Yeomans, 81-84	83
5.	Kevin Stafford, 83-86	73
6.	Bruce Addison, 87-88	68
7.	Jay Sheppard, 93-94	63
8.	Roman Miestowski, 91-92	59
9.	Mickey Peyton, 86	57
	Steve Russell, 89-90	57

Base on Balls

1.	Scott Ellis, 86-89	183
2.	Kevin Stafford, 83-86	180
3.	Dave Bone, 87-89	152
4.	Charlie Broad, 84-87	146
5.	Tony Yeomans, 81-84	140
6.	Calvain Culberson, 85-88	135
7.	Bruce Addison, 87-88	109
8.	Kevin Bullard, 97-2000	107
9.	Steve Young, 92-93	101
10.	Pete Richter, 91-92	95

Total Bases

1.	Charlie Broad, 84-87	524
2.	Tony Yeomans, 81-84	422
3.	Mike Mitchener, 86-88	403
4.	Calvain Culberson, 85-88	383
5.	Dana Harding, 87-88	336
6.	Kevin Bullard, 97-2000	327
7.	Scott Ellis, 86-89	324
8.	Chris Boaen, 2000-03	311
9.	Eric Chavez, 91-92	288
	Chad Armstrong, 89-90	288

Slugging Percentage

1.	Mike Mitchener, 86-88	.748
2.	Dana Harding, 87-88	.726
3.	Eric Chavez, 91-92	.718
4.	Tony Kunka, 93-94	.642
5.	Chad Armstrong, 89-90	.634
6.	Charlie Broad, 84-87	.627
7.	David Harriman, 2001-02	.617
8.	Brad Squibb, 89-90	.601
9.	Kirk Nordness, 2001-02	.595
10.	Roman Miestowski, 91-92	.577

On Base Percentage

1.	Dave Bone, 87-90	.503
	Jimmie Evans, 86-87	.503
3.	Kevin Stafford, 83-86	.492
4.	Chad Armstrong, 89-90	.489
	Roman Miestowski, 91-92	.489
6.	Steve McNeill, 71-74	.488
7.	Charlie Broad, 84-87	.480
	Scott Ellis, 86-89	.480
9.	Bruce Addison, 87-88	.479
10.	Al Otte, 83-86	.478



Charlie Broad has his number 13 retired at Grayson Stadium. The AASU Athletic Hall of Famer still holds seven career AASU batting records, including most runs scored, hits, doubles, triples and runs batted in.



Career Top 10s - Pitching

Games

1. Zach Shelnett, 2001-2004	85
2. Greg Kennedy, 96-99	77
3. Joey Williams, 97-2000	74
4. Ricky Meeks, 83-86	71
5. Shane Shelton, 97-2000	64
6. Andrew Moss, 2000-02	55
7. Tommy Bumgardner, 73-76	54
8. Mike Ogilvie, 82-83	54
9. Mike Mitchener, 86-88	50
10. Dennis Pruitt, 69-72	48
Eddie Aenchbacher, 76-79	48
Chuck Christopher, 85-87	48

Wins

1. Ricky Meeks, 83-86	29
2. Chuck Christopher, 85-87	27
3. Tommy Bumgardner, 73-76	24
4. Joey Williams, 97-2000	23
5. Al Otte, 83-85	22
6. Bill Gearhart, 87-88	22
7. Daryll Boyd, 91-93	21
8. Larry Vrtiska, 93-94	20
9. Gary Broad, 83-84	18
10. Rick Zakrajsek, 85-86	18
Dennis Pruitt, 69-72	18
Jon Dobyns, 2003-04	18

Saves

1. Zach Shelnett, 2001-04	17
2. Mike Mitchener, 86-88	14
3. Mike Ewing, 89-90	14
4. Mike Ogilvie, 82-83	12
Ricky Meeks, 83-86	12
Matt Nalutka, 2005-	12
7. Jeff Pasquale, 89-90	11
8. Bill Schmidt, 89-91	10
9. Chris Humrich, 99	10
10. Biddy Garza, 92-93	9

Earned Run Average

1. Daryle Gavlick, 92	1.17
2. Bill Schmidt, 89-91	1.67
3. Tommy Bumgardner, 73-76	1.83
4. Jon Boothe, 90-91	2.01
5. William Holbrook, 80-82	2.04
Zach Shelnett	2.04
7. Jeremy Wedel, 98	2.05
8. Jeff Pasquale, 89-90	2.05
9. Mike Ewing, 89-90	2.19
10. Billy Ray Smith, 81-83	2.34

Innings

1. Tommy Bumgardner, 73-76	348.2
2. Ricky Meeks, 83-86	327.0
3. Dennis Pruitt, 69-72	300.0
4. Chuck Christopher, 85-87	296.2
5. Eddie Aenchbacher, 76-79	267.1
6. Pat Holland, 71-74	258.0
7. Joey Williams, 97-2000	255.1
8. Daryll Boyd, 91-93	223.0
9. Tim Norton, 78-81	221.2
10. Al Otte, 83-85	210.0

Strikeouts

1. Chuck Christopher, 85-87	244
2. Joey Williams, 97-2000	219
3. Daryll Boyd, 91-93	216
4. Al Otte, 83-85	185
5. Tommy Bumgardner, 73-76	183
6. Ricky Meeks, 83-86	182
7. Bill Gearhart, 87-88	178
8. Jon Dobyns, 2003-04	178
9. Rick Sawyer, 89-90	170
B.J. Brinkmeier, 2000-01	170
10. Mark Simons, 82-85	158


Winning Percentage

1. Mike Ewing, 9-0	1.000
2. Daryle Gavlick, 11-1917
3. Larry Vrtiska, 20-2909
4. Bill Gearhart, 22-3880
5. Jimmy Fisher, 14-2875
6. Scott Malcolm, 13-2867
7. Mark Simons, 15-3833
8. Jon Boothe, 8-2800
9. Craig Bradshaw, 15-4789
10. Daryll Boyd, 21-6778
Larry Owens, 14-4778
Bill Schmidt, 7-2778



Four-year letterwinner Zach Shelnett pitched in more games (85) and recorded more saves (17) than any other Pirate player.

Joey Williams finished his four-year career in 2000 ranked in the Top 10 in five separate pitching categories.



The 1987 squad featured one of the most feared power hitting lineups in college baseball. Dana Harding (28 HR), Mike Mitchener (14 HR), Calvin Culberson (15 HR) and Scott Ellis (16 HR) combined for 73 home runs between them. Overall, the Pirates launched a school-record 102 home runs and set other single-season bests in batting average (.360), slugging percentage (.596) and hit a home run in 20 consecutive games during the season.



Dr. Thomas Z. Jones

University President

Thomas Z. Jones, the sixth president to serve at Armstrong Atlantic State University, begins his sixth year at AASU. Hired on August 1, 2000, Jones was selected by the Board of Regents and University System of Georgia Chancellor Stephen R. Portch after an exhaustive national search.

Dr. Jones served on the faculty and administration at Columbus State University, as its vice president for academic affairs from 1988-2000, prior to coming to Armstrong Atlantic State. A 30-year veteran of university teaching and administration, Dr. Jones has taught at Indiana State University, Emory and Henry College and the West Virginia Institute of Technology. While at West Virginia Tech, Dr. Jones served as the Westmoreland Professor of Mining, an endowed professorship, and vice president of academic affairs.

Dr. Jones received his bachelor's degree in physics from Fairmont State College, his master of arts degree in geology from West Virginia University and his Ph.D in Geology from Miami (Ohio) University.

From 1980-1988, he owned and served as president of Technical Evaluation Consultants, Inc., a privately owned business specializing in providing science, technical and engineering services for business, industry, government agencies and the legal community.

Dr. Jones and his wife, Joyce, have two sons, Matthew and Michael.



Dr. Eddie Aenchbacher

Athletic Director

Dr. Eddie Aenchbacher begins his tenth full year as the athletic director for Armstrong Atlantic State University.

Dr. Aenchbacher's responsibilities include overseeing the entire athletic department and promoting Armstrong Atlantic State athletics in the community of Savannah.


Dr. Aenchbacher received his bachelor's degree in physical education from Armstrong Atlantic State in 1979, where he was a standout student-athlete for the baseball team as a pitcher. He received his Master's degree and Doctorate of Education from the University of Georgia.

Along with his student-athlete experience at AASU, Dr. Aenchbacher also coached the Pirate cross country teams for five years and started the first AASU men's soccer team, which he coached for seven years.

During Dr. Aenchbacher's tenure as athletic director, AASU's athletic programs have had tremendous success in the classroom and on the playing field. Student-athletes at AASU have excelled in academics with 48 percent earning a 3.0 grade point average or better. The overall grade point average of AASU student-athletes is 2.9, higher than the overall institutional GPA. Over the last three years, the AASU athletic department has sent 18 of 24 teams to the NCAA DII Championships, and this past season the women's tennis team captured the school's third NCAA DII National Championship as well as the men's golf team successfully hosting the 2005 NCAA Division II Men's Golf Championships, the first-ever NCAA National Championship ever decided in the Coastal Empire area.

Dr. Aenchbacher has been married for 14 years to Michele and together they are the proud parents of two children, Jesse and Lainey.





**Dr. Donald
Anderson**
*Asst. Athletic
Director / Services*

Dr. Anderson's association with AASU since 1966 includes stints as an Associate Professor, Acting Head of the Department of Education, Dean for Community Services and Registrar/Director of Admissions. Dr. Anderson joined the Athletic Department in 1992 and currently assists the AD with athletic eligibility and serves as academic advisor to AASU student-athletes. He was inducted to the AASU Athletic Hall of Fame as a Citation Award winner in 1996.



**Dr. Will
Lynch**
*Faculty Athletic
Representative*

Dr. Will Lynch begins his eighth full year as AASU's Faculty Athletic Representative. A Michigan native, Dr. Lynch came to AASU in 1993 and serves as an assistant professor in the Department of Chemistry and Physics. A former men's basketball standout at Kalamazoo College, he earned undergraduate degrees in mathematics and chemistry in 1986, then received his Doctorate from Wayne State in 1991.




**Chad
Jackson**
*Director of Sports
Communications*

Chad Jackson begins his seventh year at AASU as Director of Sports Communications. A Jacksonville, Fla., native, Jackson joined the Pirates from UNC Wilmington, where he served as assistant SID for the 1998-99 year. He graduated from the University of North Florida in 1995 with a Bachelor's Degree in history. His wife of five years, Melissa, also works at AASU at the Lane Library and the couple reside in Pooler.



**Lynn
Roberts**
*Senior Women's
Administrator*

Lynn Roberts begins her sixth year as the Senior Women's Administrator for the AASU athletic department. A former women's tennis coach from 1988-1991 for the Pirates, she currently serves as an assistant professor in the Department of Health and Physical Education and also serves as the chair of AASU's Student Athlete Advisory Committee. She is married to current AASU baseball coach Joe Roberts and together the couple have two sons, Brian and Eric.



**Dianne
Lane**
*Athletic
Secretary*

A native Savannahian, Dianne Lane has been at AASU for the past eighteen years. Lane attended the University of Georgia and has been married to Ken Lane for 42 years. She has three children and six grandchildren; two sets of twins - Tyler and Evan (10), and Parker and Dylan (7) - Bridgette (6) and Carson (2).



**Charlie
Parrish**
*Director of
Facilities*

Charlie Parrish is in his third year as Director of Facilities, overseeing the AASU Sports Center, the ARC, the baseball, softball and intramural fields as well as the AASU Tennis Complex. He earned his bachelor's degree in health and physical education from AASU in 2002 and is currently pursuing a master's degree in sports management from Georgia Southern. A native of Hardeeville, S.C., Parrish is married to the former Maria Herrera of Buenos Aires and the couple have one child, Lucas.



This Is Armstrong Atlantic State University



Since its founding in 1935, Armstrong Atlantic State University has continued to develop to meet the Savannah community's educational needs. From its first location in Armstrong House in downtown Savannah to its current home on a scenic 250-acre lot off of Abercorn, the university has become one of the finest educational institutions in the Southeastern United States.

Armstrong Junior College was established by the Mayor of Savannah and other public officials in 1935. Housed in the beautiful and historic Armstrong House, a gift to the city from the family of George F. Armstrong, Armstrong Junior College grew over the years to occupy eight additional buildings in the Forsyth Park and Monterey Square areas.

In 1959, as Armstrong College of Savannah, it became a two-year unit of the University System.

The Board of Regents conferred four-year status on Armstrong in 1964 and the college moved to its present 250-acre location, a gift from Donald Livingston and the Mills B. Lane Foundation, in December of 1965. Additional buildings joined the eight original structures as Armstrong added professional and graduate programs and tripled in size.

In July of 1996, the Board of Regents voted to rename the college to Armstrong Atlantic State University to reflect its mission and identity. The university's reputation of excellence is still evident in its dedication to students, with a supportive environment.

Armstrong Atlantic State University was fully accredited as a senior institution by the Southern Association of Colleges and Schools in December, 1968, with accreditation retroactive to January 1, 1968, and was last reaccredited in December, 2001.

The university offers more than seventy-five academic programs and majors in its School of Arts and Sciences, School of Health Professions and School of Education.

The academic community includes approximately 7,000 students and more than 250 faculty members. Enrollment has nearly doubled in the last 15 years, from 3,700 students in 1990 to its current number.



Across campus, evidence of the university's growth can be found in its facilities. Recently completed buildings include a 115,000 square foot, \$28 million dollar science building opened in 2002; the brand new Student Recreation Facility, which is the temporary home of the Lane Library while the Library undergoes an 11-month renovation project and phases one and two of Compass Point, the school's first dormitory buildings which opened in 2003. Phase two provides an additional 300 beds to the already existing 275 beds from phase one and campus leaders are in talks for a planned phase three addition to Compass Point.

The athletic department of Armstrong Atlantic State University is housed in the Armstrong Sports Center, completed in 1995. The Sports Center includes offices for the physical education department, training room and weight room areas, basketball courts, indoor track and offices for coaches and athletic department personnel. The building played host to the Peach Belt Conference's basketball tournament in 1998 and 1999 and hosts several in-season tournaments each year. In 2004-05, Armstrong Atlantic State hosted Peach Belt Conference Championships in volleyball and golf, while also hosting the 2005 NCAA Division II Men's Golf National Championships.

AASU sponsors ten intercollegiate sports and is a charter member of the Peach Belt Conference, formed in 1991. Women's soccer and women's golf debuted in 2005-06, joining men's and women's basketball, volleyball, baseball, men's and women's tennis, men's golf and softball as sports that AASU sponsors.

Continuing a mission begun in 1935, Armstrong Atlantic State University today serves a rich gamut of traditional and non-traditional students. Sixty percent of AASU's student body are from the Savannah-Chatham area, while others come from around the state, nation and world. All have come to Savannah to experience and thrive on the campus of one of the fastest developing higher learning institutions in the nation - to be a part of Armstrong Atlantic State.





2006 Armstrong Atlantic State University Baseball Schedule

Date	Day	Opponent	Time
Feb. 3	Fri.	Tusculum	2:00 p.m.
Feb 4	Sat.	Barry vs. Tusculum	10:00 a.m.
		Barry	2:00 p.m.
Feb. 5	Sun.	Barry vs. Tusculum	10:00 a.m.
		Tusculum	2:00 p.m.
Feb. 10	Fri.	North Greenville	2:00 p.m.
Feb. 11	Sat.	North Greenville (DH)	11:00 a.m.
Feb. 17	Fri.	Southern Connecticut State	2:00 p.m.
Feb. 18	Sat.	Southern Connecticut State (DH)	11:00 p.m.
Feb. 19	Sun.	Southern Connecticut State	Noon
Feb. 25	Sat.	North Georgia (DH) *	Noon
Feb. 26	Sun.	North Georgia *	1:00 p.m.
March 2	Thurs.	Clafin	2:00 p.m.
March 4	Sat.	Valdosta State	2:00 p.m.
March 5	Sun.	Concord (W. Va.)	2:00 p.m.
March 6	Mon.	Wayne State (Neb.)	2:00 p.m.
March 7	Tues.	Concord (W. Va.)	2:00 p.m.
March 9	Thurs.	Wayne State (Neb.)	2:00 p.m.
March 11	Sat.	Kutztown	2:00 p.m.
March 12	Sun.	Missouri Western	2:00 p.m.
March 13	Mon.	Fairmont State (@ Grayson Stadium)	6:00 p.m.
March 14	Tues.	Wisconsin-Parkside	2:00 p.m.
		California (Pa.) (@ Grayson Stadium)	6:00 p.m.
March 16	Thurs.	Kutztown	2:00 p.m.
March 18	Sat.	at Lander *	3:00 p.m.
March 19	Sun.	at Lander (DH) *	1:00 p.m.
March 21	Tues.	vs. Mt Olive (@ Florence, S.C.)	6:00 p.m.
March 25	Sat.	UNC Pembroke (DH) *	Noon
March 26	Sun.	UNC Pembroke *	1:00 p.m.
March 28	Tues.	vs. St. Andrews (@ Florence, S.C.)	6:00 p.m.
April 1	Sat.	USC Upstate (DH) *	Noon
April 2	Sun.	USC Upstate *	1:00 p.m.
April 6	Thurs.	vs. Barton (@ Pembroke, N.C.)	5:00 p.m.
April 8	Sat.	at Francis Marion *	3:00 p.m.
April 9	Sun.	at Francis Marion (DH) *	1:00 p.m.
April 11	Tues.	Valdosta State	3:30 p.m.
April 14	Fri.	at Columbus State *	7:00 p.m.
April 15	Sat.	at Columbus State (DH) *	1:00 p.m.
April 18	Tues.	Pfeiffer	2:00 p.m.
April 19	Wed.	Pfeiffer	2:30 p.m.
April 22	Sat.	at Augusta State *	3:00 p.m.
April 23	Sun.	at Augusta State (DH) *	12:30 p.m.
April 25	Tues.	at Valdosta State	5:00 p.m.
April 29	Sat.	GC&SU *	3:00 p.m.
April 30	Sun.	GC&SU (DH) *	1:00 p.m.
May 5	Fri.	at USC Aiken *	7:30 p.m.
May 6	Sat.	at USC Aiken (DH) *	1:30 p.m.
May 11-13	Thurs. - Sat.	Peach Belt Conference Championships (Aiken, S.C.)	
May 18-20	Thurs.-Sat.	NCAA Division II South Atlantic Regional	