

Georgia Southern University

## Georgia Southern Commons

---

Armstrong Baseball Team Archives

Armstrong Men's Baseball Archives

---

2005

### 2005 AASU Baseball Guide

Armstrong State University

Follow this and additional works at: <https://digitalcommons.georgiasouthern.edu/armstrong-base-team>

---

#### Recommended Citation

Armstrong State University, "2005 AASU Baseball Guide" (2005). *Armstrong Baseball Team Archives*. 35. <https://digitalcommons.georgiasouthern.edu/armstrong-base-team/35>

This media guide is brought to you for free and open access by the Armstrong Men's Baseball Archives at Georgia Southern Commons. It has been accepted for inclusion in Armstrong Baseball Team Archives by an authorized administrator of Georgia Southern Commons. For more information, please contact [digitalcommons@georgiasouthern.edu](mailto:digitalcommons@georgiasouthern.edu).

# *Armstrong Atlantic State University*

## *2005 Baseball*



*Ten NCAA Regionals In 17 Seasons:*

*1988, 1989, 1990, 1991, 1992,  
1993, 1994, 1998, 1999, 2003*

*NCAA World Series 1988, 1989 & 1994*

*National Scoring Champion 1990 & 1993*

*National Pitching Champion 1980 & 1992*

*#1 Ranking In Final Poll 1989 & 1990*



# AASU's "Era of Excellence"

<b>Year</b>	<b>Record</b>	<b>Final Poll</b>	<b>Regular Season</b>	<b>Post-Season</b>
1983	54-20	8th NAIA	District 2nd	2nd District Tourney
1984	63-17	3rd NAIA	District 2nd	2nd District Tourney
1985	55-18	Big South/DI	<b>Division Co-Champs</b>	3rd Conference Tourney
1986	37-20	Big South/DI	Division 4th	None
1987	47-15	Big South/DI	<b>Division Champion</b>	2nd Conference Tourney
1988	42-13	4th NCAA II	<b>Region #1 Seed</b>	<b>Region Champion</b> 5th NCAA II Series
1989	43-17	<b>1st NCAA II</b>	<b>Region #1 Seed</b>	<b>Region Champion</b> 7th NCAA II Series
1990	47-9	<b>1st NCAA II</b>	<b>Region #1 Seed</b>	2nd Region Tourney
1991	36-21	12th NCAA II	<b>Region #1 Seed</b>	3rd Region Tourney
1992	45-13	8th NCAA II	<b>Region #1 Seed</b> <b>Conference Champion</b>	2nd Conference Tourney 3rd Region Tourney
1993	45-13	11th NCAA II	Region #2 Seed <b>Conference Champion</b>	3rd Region Tourney 5th Conference Tourney
1994	50-15	5th NCAA II	Region #2 Seed Conference Runner-Up	<b>Region Champion</b> 3rd Conference Tourney 5th NCAA II Series
1995	27-23	None	Conference #3	5th Conference Tourney
1996	31-23	31st NCAA II	Conference #3	5th Conference Tourney
1997	33-25	None	Conference #5	4th Conference Tourney
1998	38-21	19th NCAA II	Region #2 Seed Conference #5	4th Region Tourney 3rd Conference Tourney
1999	42-14	10th NCAA II	Region #4 Seed Conference #4	3rd Region Tourney
2000	37-17	25th NCAA II	Conference #6 Region #6	None
2001	38-15	15th NCAA II	Conference #4 Region #5	None
2002	34-21	None	Conference #8	None
2003	36-15	9th NCAA II	Region #2 Conference Co-Champs	4th Region Tourney
2004	29-27	None	Conference #11	None

**Overall Record: 909-382 (.704)**

**Average Season Record: 41-17**

**14 Consecutive 35+ win seasons: 1981-1994**

**10 NCAA Tournament appearances in 17 seasons**

**5 Consecutive #1 Seedings in South Atlantic Regional: 1988-1992**

**3 NCAA II College World Series appearances: 1988, 1989, 1994**

**37 All-Americans past 17 years**

**National Scoring Champion: 1990, 1993**

**National Pitching Champion: 1980, 1992**

**7 Consecutive Years Top 12 Final Poll: 1988-1994**

**109 Consecutive weeks in Top 15 of National Rankings**

**2 #1 Final Rankings: 1989, 1990**

**104 Graduates in past 19 years**

**23 Consecutive years with professional signings**

# Table of Contents



<i>Era of Excellence</i> .....	IFC
<i>Table of Contents</i> .....	1
<i>Did You Know?</i> .....	2
<i>2005 Travel Plans</i> .....	3
<i>2005 Season Outlook</i> .....	4
<i>2005 Season Preview</i> .....	5-7
<i>2004 Season Review</i> .....	7
<i>Head Coach Joe Roberts</i> .....	8-9
<i>Winningest DII Coaches</i> .....	10
<i>Assistant Coaches</i> .....	11-12
<i>2005 Roster</i> .....	13
<i>2005 Depth Chart</i> .....	14
<i>Roster Breakdown</i> .....	15
<i>Player Profiles</i> .....	16-23
<i>2004 Final Stats</i> .....	24
<i>2004 Season Results</i> .....	25
<i>Final Division II Polls</i> .....	26-28
<i>AASU Attendance Leads Nation</i> .....	29
<i>2004 National Championships</i> .....	30
<i>2004 All-America Teams</i> .....	31
<i>2004 South Atlantic All-Region</i> .....	32
<i>Regional Seedings</i> .....	32-34
<i>Winningest Division II Teams</i> .....	35
<i>Team Statistics in DII</i> .....	36
<i>Individual Statistics in DII</i> .....	37
<i>AASU Athletic Hall of Fame</i> .....	38
<i>Adam Bernero</i> .....	39
<i>Pirates in the Pros</i> .....	40
<i>Savannah/Tybee Island</i> .....	41
<i>All-American Honor Roll</i> .....	42-43
<i>2005 Opponents</i> .....	44-46
<i>Peach Belt Conference</i> .....	47
<i>2004 PBC Stats/Standings</i> .....	48
<i>PBC Season History</i> .....	49-52
<i>2004 PBC Ledger/Schedule</i> .....	53
<i>PBC Performances</i> .....	54
<i>PBC Year-by-Year Leaders</i> .....	55-56
<i>PBC Records</i> .....	57-60
<i>Pirates in the Postseason</i> .....	61
<i>Memorable Seasons</i> .....	62-66
<i>AASU Coaching Records</i> .....	67

<i>Diamond Classic History</i> .....	68-69
<i>Pirate Honor Roll</i> .....	70-72
<i>Team Records</i> .....	73-74
<i>Individual Records</i> .....	75-78
<i>Season Leaders</i> .....	79-82
<i>Top 10 Charts - Season</i> .....	83-84
<i>Top 10 Charts - Career</i> .....	85-86
<i>AASU Administration</i> .....	87-88
<i>Armstrong Atlantic State</i> .....	89
<i>AASU Athletic Training</i> .....	90
<i>2005 Schedule</i> .....	BC



## AASU Athletic Department Phone Directory

### Main Numbers

<b>Athletic Department</b>	912-927-5336
<b>Athletics FAX</b>	912-921-5571
	912-921-5852

### Administration

Dr. Eddie Aenchbacher, A.D.	912-921-5854
Dr. Donald Anderson, Asst. A.D.	912-921-5863
Chad Jackson, Sports Communications	912-961-3255
Stacey Foust, Athletic Trainer	912-927-5200
Dianne Lane, Athletic Secretary	912-921-5849

### Coaching Staff

Joe Roberts, Baseball	912-921-5686
Calvain Culberson, Asst. Baseball	912-921-5687
Jeff Burkhamer, Men's Basketball	912-921-5683
G.G. Smith, Asst. Men's Basketball	912-921-5684
Jason Helton, Asst. Men's Basketball	912-921-7311
Roger Hodge, Women's Basketball	912-921-5861
Mandy Kinder, Asst. Women's Basketball	912-921-7310
Elizabeth Lyons, Grad Asst. Wmn. Basketball	912-921-5862
Michael Butler, Men's & Women's Golf	912-921-5844
Simon Earnshaw, Men's & Women's Tennis	912-921-5842
Zsofia Golopencza, Asst. Tennis	912-921-5842
Eric Faulconer, Women's Soccer	912-921-5844
Ted Evans, Softball	912-921-2391
Valeria Silvestrini, Asst. Softball	912-921-2391
Alan Segal, Volleyball	912-921-3785
Jenni Holste, Asst. Volleyball	912-921-3786

### Other Numbers

Press Table (Basketball)	912-921-5473
	912-921-5572
AASU Training Room	912-921-5860
Sports Center Weight Room	912-921-5858

### Credits

The 2005 Armstrong Atlantic State University Baseball media guide was published by the AASU Office of Sports Communications, Chad Jackson, director. AASU head coach Joe Roberts and assistant coach Calvain Culberson also contributed to this publication.



- ✓ AASU is the **2nd** winningest **NCAA Division II** baseball team since 1983?
- ✓ AASU was the **3rd** winningest **NCAA Division II** team in the 1990's?
- ✓ AASU is one of **8** teams in the **NCAA II Regionals** at least **10** of the past 17 years?
- ✓ AASU has been ranked nationally in the **Top 25** in **12** of the last **17** final NCAA II polls?
- ✓ AASU has had **26** players go to **professional baseball** in the past **7** years?
- ✓ AASU has had **21 All-Americans** and **16 Hon. Mention All-Americans** in **17** years?
- ✓ AASU has had **104** of its players graduate in **19** years?
- ✓ AASU baseball players carried a cumulative **3.05 GPA** for the past seven years?
- ✓ AASU has posted **40 win seasons 12 times** since **1983**?
- ✓ AASU was **No. 1** in NCAA DII total attendance in **2002** with 14,516?
- ✓ AASU vs. Georgia drew **3,115** in **2002**, then an NCAA II regular season record?
- ✓ AASU has drawn **4** of the top **9** regular season crowds in NCAA II history?
- ✓ AASU is one of **7** teams that have had been **No. 1 seeds 5** times since **1988**?
- ✓ AASU has a **909-382 (.704) record** during the past **22** years, for a **41-17** average?
- ✓ AASU is in Savannah, Georgia, a coastal beach town only 90 minutes north of Florida?
- ✓ AASU's Joe Roberts, at 52, became the NCAA's youngest coach to win **1000** games when the Pirates defeated No. 24 Southern Connecticut State by a 3-0 score on March 24, 2004?
- ✓ AASU has achieved a **46-20 (.697)** mark in the Diamond Classic (formerly the Great Savannah Shootout) featuring **DI** schools?
- ✓ AASU has compiled a **167-101 record (.623)** vs. NCAA I teams since **1983** with wins over quality teams such as Georgia, Clemson, Georgia Tech, Michigan, North Carolina, Kentucky, Vanderbilt, South Carolina, The Citadel, Jacksonville, Georgia Southern, Indiana, Duke, Maryland, West Virginia, Northwestern, Coastal Carolina, Connecticut, Louisville, Central Florida, Army, Mercer, Davidson, VMI, Winthrop, William and Mary, Charleston Southern, Illinois-Chicago, Georgia State, Bethune-Cookman, tied N.C. State and has played others such as Miami, Florida State and Wake Forest?



## **March 19-20 at the University of North Florida**

Charter Bus departing for Jacksonville, Fla., is set for 9:00 a.m. on Saturday, March 19 with the game time set at 3:00 p.m. Sunday is a 1:00 p.m. doubleheader with an 11:00 p.m. return.

**Lodging: Extended Stay America, Jacksonville (904) 620-9008**

## **March 23 vs. Mount Olive at Francis Marion**

Charter bus departing for Florence, S.C., is set for Noon on Wednesday, March 23, with a game time set at 6:00 pm. vs. Mount Olive at the Francis Marion field, with a 12:30 a.m. return.

## **March 31 vs. St. Andrews at Francis Marion**

Charter bus departing for Florence, S.C., is set for 12:45 p.m. on Thursday, March 31, with a game time set at 6:00 pm. vs. St. Andrews at the Francis Marion field, with a 12:30 a.m. return.

## **April 1-2 at University of South Carolina Upstate**

Charter bus departing for Spartanburg, S.C., is set for Noon on Friday, April 1, with a game time set for 7:00 p.m. Saturday has a 1:00 p.m. doubleheader with an 11:45 p.m. return.

**Lodging: Marriott Courtyard, Spartanburg (864) 585-2400**

## **April 7 vs. Barton at UNC Pembroke**

Charter bus departing for Pembroke, N.C., is set for 11:15 a.m. on Thursday, April 7, with a game time set at 5:00 pm. vs. Barton at the UNC Pembroke field, with an 11:45 a.m. return.

## **April 22-23 at Georgia College & State University**

Charter bus departing for Milledgeville, Ga., is set for Noon on Friday, April 22, with a game time set for 6:00 p.m. Saturday has a 1:00 p.m. doubleheader with an 10:30 p.m. return.

**Lodging: Comfort Inn, Milledgeville (478) 452-9290**

## **April 26 at Valdosta State University**

Charter bus departing for Valdosta, Ga., is set for 11:15 a.m. on Tuesday, April 26, with a game time set for 5:00 p.m. Return is set for 11:30 p.m.

## **April 29-30 at UNC Pembroke**

Charter bus departing for Pembroke, N.C., is set for Noon on Friday, April 29, with game time set at 7:00 p.m. Saturday has a 1:00 p.m. doubleheader with an 11:30 p.m. return.

**Lodging: Quality Inn, Lumberton (910) 738-8261**

## **May 13-14 at Kennesaw State University**

Charter bus departing for Kennesaw, Ga., is set for 9:30 a.m. on Friday, May 13, with game time set at 5:00 p.m. Saturday has a 1:00 p.m. doubleheader with an 11:45 p.m. return.

**Lodging: Suburban Lodge, Kennesaw (678) 581-1778**

## The Peach Belt

The Peach Belt Conference is arguably the best - or certainly among the very best - NCAA Division II baseball leagues in the nation. Traditionally, the PBC has several World Series candidates every year.

Since 1993, the PBC has sent six different clubs to Montgomery to play in the NCAA DII World Series; Armstrong Atlantic State, Columbus State, Kennesaw State, Georgia College & State, North Florida and USC Aiken. Since 1984, PBC clubs have made it to 24 World Series, with 6 NAIA World Series appearances and 17 NCAA DII World Series appearances by PBC members in the past 19 years and three national titles since 1994 !

In 1999, UNF (No. 5) won the PBC with eight losses while KSU (No. 2), CSU (No. 17) and Armstrong (No. 10) all ended up with nine losses. Lander (No. 24) and GC&SU (No. 30) also were ranked. In 2000, UNF (No. 3) ran away with the PBC title, but a tight race for second saw GC&SU (No. 6) and CSU (No. 24) tie and KSU (No. 17) finish one game back. Armstrong (No. 25) was also ranked. In 2001, UNF (No. 3) won again with KSU (No. 6) edging GC&SU (No. 10) for second by a game. AASU (No. 15) and Lander (No. 18) tied for third, two games back, and CSU (No. 22) was also ranked. 2002 saw Columbus State capture the NCAA Championship despite finishing third in the league, as Kennesaw State (No. 5) won the league crown and North Florida (No. 10) finished second. GC&SU (No. 14) and USC Aiken (No. 20) also finished the season ranked nationally. In 2003, AASU (No. 9) and UNF (No. 5) tied for the league title with FMU (No. 8) one game back. KSU (No. 3) finished 4th, two games out, but got into the regional, won it and finished 3rd at the World Series. 2004 saw UNF (No. 7) again capture a league title, but CSU (No. 5) advanced to the World Series for the second time in four years while ASU (No. 19) made its first regional appearance since 1978.

2005 will again be a banner year in the PBC with six teams in the preseason rankings - UNF (No. 4), KSU (No. 6), CSU (No. 9), ASU (No. 14), GC&SU (No. 19) and Lander (No. 32).

## The 2005 Schedule

Once again, AASU will play a demanding NCAA Division II slate with 18 of their PBC games vs. Top 40 clubs and 22 games overall will be against Top 40 teams ! Also, the Pirates will have another 11 games against teams that received votes for the Top 40, meaning that 33 of their 56 games will be against Top 40 teams or were receiving votes as Top 40 teams.

The Pirates are hosting their 17th annual Savannah Invitational with CWS participant Kutztown (No. 21) joining Wayne State (Neb.) (No. 22), Wisconsin-Parkside (No. 28), Northwest Missouri State (No. 36) and Wayne State (No. 37) as top schools making the journey to the Coastal Empire for the Invitational.

AASU has a number of new opponents on the 2004 schedule. Barry University (No. 29) faces AASU for the first time in school history, as do Fairmont State and South Atlantic Region foe Barton College. Other South Atlantic Region schools who the Pirates will play in

### 2004 Final Peach Belt Standings

<u>Team</u>	<u>PBC</u>	<u>W-L</u>
1. North Florida #!	23-7	41-18
2. Columbus State #	20-10	40-21
3. Augusta State #	19-11	38-18
4. Kennesaw State	15-15	32-24
5. Francis Marion	13-14	29-17
GC&SU	13-14	32-22
7. Lander	14-16	33-23
8. UNC Pembroke	12-18	25-27
USC Aiken	12-18	30-26
10. USC Spartanburg	11-19	24-28
<b>11. Armstrong Atl. State</b> <b>10-20</b>		<b>29-27</b>

# NCAA tournament participant

! 2004 NCAA South Atl. Region Champions

# 2005 Season Outlook



2005 include Mount Olive (No. 27), Pfeiffer (RV) and St. Andrews.

AASU opens the season against another first-time opponent, Felician College, on Feb. 4. The Pirates will host Barry and Wingate (RV) on Feb. 12 and 13, then take on Southern Connecticut State for a three-game series before opening action in the 2005 Savannah Invitational. Other Invitational opponents appearing on the slate this season include Bellarmine and California (Pa.).

As always, the PBC schedule determines post-season opportunities. The five road series are at North Florida (No. 4), USC Upstate, GC&SU (No. 19), UNC Pembroke and Kennesaw State (No. 6). North Florida and Kennesaw State leave the PBC for Division I next season. making this year's trips the last for AASU against the Owls and Ospreys in conference play. AASU's home series this season include Lander (No. 32), Francis Marion, Columbus State (No. 9), USC Aiken and Augusta State (No. 14). AASU also hosts Pfeiffer for two games and has a home-and-home series with perennial contender Valdosta State (No. 20).

## 2005 AASU Games Against Ranked Teams

Date	Team	Rank
2/12	Barry	29
2/13	Wingate	RV
2/18	Sthn. Connecticut State	RV
2/19	Sthn. Connecticut State	RV
2/20	Sthn. Connecticut State	RV
3/2	Northwest Missouri St.	36
3/3	Northwest Missouri St.	36
3/5	Kutztown	21
3/8	Wayne State (Neb.)	22
3/12	Augusta State	14
3/13	Augusta State (DH)	14
3/17	Wisconsin-Parkside	28
3/19	North Florida	4
3/20	North Florida (DH)	4
3/23	Mount Olive	27
3/25	Lander	32
3/26	Lander (DH)	32
4/7	Barton	RV
4/12	Pfeiffer	RV
4/13	Pfeiffer	RV
4/16	Columbus State	9
4/17	Columbus State (DH)	9
4/19	Valdosta State	20
4/22	GC&SU	19
4/23	GC&SU	19
4/26	Valdosta State	20
5/13	Kennesaw State	6
5/14	Kennesaw State (DH)	6

## Pirate Overview

The Armstrong Atlantic baseball squad has been picked to finish seventh in the Peach Belt Conference in 2005, according to a preseason poll of the league's coaches.

Head coach Joe Roberts' squad this season has eight returnees and 16 newcomers and how well those newcomers mix in will determine what kind of season the Pirates will have in 2005. AASU opens the season on Feb. 4 against Felician College and will play its first 22 games of the season at home, so fans will get a chance to see right away the Pirates' prospects for a successful season.

## Pitching

Pitching coach Calvin Culberson has had 12 pro signees from his staff in the past seven years, including Marcus Barriger and Jon Dobyns from last season's squad who each inked with the Tampa Bay Devil Rays.

This year, AASU will look to a couple of newcomers and one returnee for its weekend starters to begin the 2005 season. Senior Jon Troop (LHP, 6-1, 205) returned from surgery to go 4-0 with a 3.38 ERA in 32 innings pitched last season and will be in the rotation to begin the year. Junior Chase Leatherwood (RHP, 5-10, 195), who went 4-3 with a 4.71 ERA and 49 strikeouts in 49.7 innings pitched at Volunteer State CC last season will have the honor of starting opening day for the Pirates, while senior University of



Senior Jon Troop

Georgia transfer Chris Webb (RHP, 6-3, 230) joins the Pirates after pitching in five games for the Bulldogs last season and 16 games in his three-year career, going 1-1 with one save.

The bullpen begins with a trio of quality relievers, including two returnees from last season's squad. Tall righthanders Thomas Ferrara (RHP, 6-5, 245) and Leon Boyd (RHP, 6-6, 225) return to bolster the pen and help get games to the new closer, junior Matt Nalutka (RHP, 6-1, 180). Ferrara went 3-2 with a 2.66 ERA last season with 51 strikeouts in 50.2 innings pitched, while Boyd was 5-6 with a 3.38 ERA. Nalutka pitched at Vernon JC last season, going 2-3 with seven saves and a 3.24 ERA.

The rest of the staff will be filled out by freshmen Austin Ducey (RHP/OF, 5-10, 170) and Andrew Whiggum (RHP/DH, 6-4, 225), as well as sophomore Brandon Stelter (RHP, 6-3, 205). Whiggum was 7-4 with three saves and a 2.23 ERA last season at Hawkinsville HS, while Ducey went 7-4 with a 2.49 ERA at Westside HS. Freshman Garrett Fox (LHP, 6-2, 185) will be the lefty specialist, along with Chad Grass (LHP, 6-0, 175), who will be sitting out the beginning of the season because of injury.

## Outfield

Senior Brandon Nunez (OF, 5-10, 185) has fully recovered from last season's broken hand suffered in the doubleheader against USC Spartanburg and is ready to reclaim his right field spot this season. Nunez was eighth in the PBC in batting with a .386 average when he suffered the injury, making him lose out on nearly half of the season. Nunez will be joined in the outfield by freshman Jonnie Geiger (OF, 6-0, 175), who will man center field after hitting .459 with 16 steals for Shiloh HS last season. Left field will be patrolled by Brad Bohannon (OF, 6-1, 180), who transfers to AASU after one season at New Mexico JC, where he hit .340 in 18 games played. The fourth outfield slot is up for grabs between Daniel Kaufmann, who hit .459 as a senior at Elk Grove HS last season, and freshman Brett Lane (OF, 5-11, 195).

## Catching/First Base/DH

The Pirates have a wealth of depth behind the plate this season with four players who all could see time. Returning sophomore Sean Hotzak (C/INF, 6-2, 180) and junior transfer Miguel Donate (C/INF/, 6-1, 200) will be the primary backstops and first basemen in 2005. Hotzak hit .274 with two home runs and 22 RBI last season as a freshman for the Pirates, while Donate hit .291 at Middle Georgia JC and threw out 30 of 77 potential basestealers last year. Junior Jarin Lewis (C/UTIL, 6-0, 195) will backup behind the plate and see time at DH after earning second-team All-Conference honors at ABAC, hitting .369 with six home runs and 39 RBI. Freshman Joey Davis (1B, 6-0, 225) will see time at first base and DH after hitting .415 with nine home runs and 33 RBI at North Cobb HS, while Daniel Kaufmann (C/OF, 6-3, 200) provides depth behind the plate as well as in the outfield.




*Junior Adam Pelley*

# 2005 Season Preview



## Second Base/Shortstop/Third Base

The Pirates return their starting middle infield from last season and expect both Adam Pelley (INF, 6-0, 160) and Rob Recuenco (INF, 5-10, 170) to hold down starting jobs in 2005. Pelley hit .308 with 36 RBI last season as a sophomore for the Pirates, while Recuenco hit .357 with 24 RBI and set a new Peach Belt Conference record by collecting 16 sacrifice hits. Sophomore Devon Franklin (INF, 5-10, 160) has the early lead on the third base job and will also be available to play shortstop and second base. Freshman Jared Combs (3B/1B, 6-3, 215) will be in the mix at third base, as well as first, after earning All-Coastal Empire second team honors last season for Savannah Christian, hitting .442 with seven home runs and 34 RBI.



Senior Rob Recuenco

## 2004 Season Review



Michael Pelley

The AASU baseball squad experienced a season of highs and lows, ascending to the No. 2 ranking in the *Collegiate Baseball* Division II Top 25 poll in February and finishing with a 29-27 overall record with a grueling schedule.

Playing a slate that featured 33 of 56 games against teams ranked in *Collegiate Baseball's* national rankings, the Pirates went 14-19 against those clubs but picked up wins over then-No. 3 Kennesaw State, then-No. 9 Missouri-St. Louis and then-No. 15 Florida Southern, as well as playing five games against three 2004 World Series teams - Central Missouri State, Kutztown and Columbus State. AASU also played 16 games against NCAA Regional clubs.

One of those wins over a ranked team, a 3-0 shutout of then-No. 24 Southern Connecticut State, gave head coach Joe Roberts his 1,000th win, joining only two other active DII coaches at that level.

Senior team captain Michael Pelley completed an outstanding two-year career, earning All-PBC honors and becoming AASU's third CoSIDA Academic All-America honoree in school history. Pelley hit .335 with two home runs and 49 RBI and joins David Harriman (2002) as the only first-team Academic All-America honorees to ever play for the Pirates.

Senior Zach Shelnuitt finished his four-year career at AASU as the Pirates' all-time saves leader and the Peach Belt Conference's all-time leader in appearances. The MLB First-Year Player Draft claimed righthander Marcus Barriger as Tampa Bay made him their 17th round selection with the 495th pick overall. He is the seventh draftee for AASU in the last three years and the 23rd draftee in school history.



## Joe Roberts Head Baseball Coach

Joe Roberts begins his 26th season at the helm of Armstrong Atlantic State. While at AASU, Roberts has posted an overall 1,010-469 (.683) record and has established a winning tradition that has resulted in 25 consecutive winning seasons. His 1,000th win came on March 24, 2004, a 3-0 win over No. 24 Southern Connecticut State. During his career, Roberts' teams have been consistently ranked among the nation's elite, including a streak of 110 straight weeks in the NCAA Division II Poll, covering seven full seasons. Roberts also currently serves as the DII National Poll Chairman for baseball, the ABCA Coaches' Association

President and a member of the ABCA Executive Committee.

The 1988, 1989 and 1994 Pirate squads advanced to the NCAA Division II World Series, and the 1990 team was ranked No. 1 in the country for the entire season.

As impressive as Roberts' teams have been on the field, they've been just as impressive in the classroom, with 104 graduates in the past 19 years alone.

Roberts was a four sport letterman at Lebanon (Ind.) HS before attending Lake Sumter CC in Leesburg, Fla. He finished his collegiate career at St. Andrews College in Laurinburg, N.C., where he was again a four sport letterman and a basketball standout, setting several school, conference and NCAA records during a two year career that saw him named All-Conference twice. He was selected the Dixie Conference MVP in his junior year of 1974 and was inducted into the St. Andrews Athletic Hall of Fame in 1995.

The Lebanon, Ind., native is married to the former Lynn Tucker of Port Wentworth. The couple have two sons, Brian, 15, and Eric, 14.

### ***Coach Roberts Year By Year at AASU***

1980	22-20	.524
1981	35-33	.515
1982	44-24	.647
1983	54-20	.730
1984	63-17	.787
1985	55-18	.753
1986	37-20	.649
1987	47-15	.758
1988	42-13	.764
1989	43-17	.717
1990	47- 9	.839
1991	36-21	.632
1992	45-13	.776
1993	45-13	.776
1994	50-15	.769
1995	27-23	.540
1996	31-23	.574
1997	33-25	.569
1998	38-21	.644
1999	42-14	.750
2000	37-17	.685
2001	38-15	.717
2002	34-21	.618
2003	36-15	.706
2004	29-27	.518
<b>1,010-469</b>		<b>.683</b>

### ***Coach Roberts' Honors***

#### ***Coach of the Year***

1984	NAIA District 25
1987	Big South Conference
1988	NCAA II South Atlantic Region
1989	NCAA II South Atlantic Region
1990	Georgia "All College Male Sports"
1992	Peach Belt Conference
1994	NCAA II South Atlantic Region
2003	Peach Belt Conference

#### ***Hall of Fame Inductee***

1995	St. Andrew's College Athletic Hall of Fame
------	--

#### ***Committees***

1983-84	NAIA District 25 Baseball Committee
1988-91,2005	ABCA All-America, Region Chairman
1988-91,2005	ABCA All-America, Selection Committee
1989-95	NCAA II Region Advisory Committee
1989-	"Collegiate Baseball"-National Poll Chairman
1989-95	NCAA II National Championship Committee
1990-95	NCAA II Region Baseball Chairman
1993-94,99	Peach Belt Baseball Chairman
2000-	ABCA NCAA Division II President
2001-	ABCA Executive Committee Member



# Head Coach Joe Roberts

## The Roberts File - Since 1983

Bold denotes 2005 Opponents

Adelphi ..... 12-5	<b>Felician</b> ..... 0-0	Mansfield ..... 1-0	Shorter ..... 3-2
Alabama A&M ..... 1-0	Ferris State ..... 2-0	Mars Hill ..... 9-0	Slippery Rock ..... 0-2
Albany State ..... 24-0	Flagler ..... 3-3	Marian (WV) ..... 2-0	South Carolina ..... 1-3
Allegheny ..... 3-0	Florida Atlantic ..... 1-4	Maryland ..... 2-0	South Carolina State ..... 7-0
American Int'l ..... 1-0	Florida A & M ..... 0-1	Mercer ..... 5-3	South Dakota State ..... 6-1
Anderson (SC) ..... 3-0	Florida Memorial ..... 2-0	Mercer-Atlanta ..... 5-1	SIU Edwardsville ..... 10-2
Army ..... 1-0	Florida Southern ..... 1-4	Mercyhurst ..... 5-0	<b>Southern Conn. St.</b> ..... 2-0
Ashland (OH) ..... 2-0	Florida State ..... 0-2	Methodist (NC) ..... 4-3	Southern Indiana ..... 6-0
Assumption ..... 4-0	Florida Tech ..... 0-1	Miami ..... 0-2	Southern Tech ..... 3-2
<b>Augusta State</b> ..... 34-21	Fort Valley State ..... 4-0	Michigan ..... 1-0	Southeast Missouri State ..... 0-2
Augustana ..... 1-0	<b>Francis Marion</b> ..... 21-16	Missouri-St. Louis ..... 5-0	Southwest State (MN) ..... 1-0
<b>Barry</b> ..... 0-0	Franklin Pierce ..... 1-0	Missouri Western ..... 0-1	Springfield ..... 18-0
<b>Barton</b> ..... 0-0	Gannon ..... 12-0	Mt. Mercy ..... 2-0	Stonehill ..... 7-0
<b>Bellarmino (KY)</b> ..... 2-0	Gardner-Webb ..... 8-4	<b>Mt. Olive</b> ..... 1-1	Tennessee Wesleyan ..... 0-1
Bemidji State (MN) ..... 2-0	Georgia ..... 1-1	Newberry ..... 13-6	Tiffin ..... 6-0
Benedict ..... 2-0	<b>Georgia College State</b> ..... 32-33	Norfolk State ..... 9-2	Tri-State ..... 5-0
Bethune-Cookman ..... 4-0	Georgia Southern ..... 14-19	North Alabama ..... 0-1	Troy State ..... 0-1
Bluefield State ..... 1-0	Georgia State ..... 2-0	North Carolina ..... 1-2	Tusculum ..... 4-0
Bridgewater ..... 20-0	Georgia Southwestern ..... 5-0	North Carolina State ..... 0-4	Tuskegee ..... 2-0
Bryant ..... 3-0	Georgia Tech ..... 2-3	North Dakota State ..... 1-0	Upper Iowa ..... 2-0
<b>California (PA)</b> ..... 1-0	Grand Valley State ..... 4-1	<b>North Florida</b> ..... 7-23	<b>USC Aiken</b> ..... 24-23
Cal. Poly-SLO ..... 0-1	Greensboro ..... 2-0	Northern Kentucky ..... 3-1	<b>USC Upstate</b> ..... 39-8
Campbell ..... 1-1	Hillsdale ..... 5-0	<b>Northwest Mo. St.</b> ..... 3-2	Utica ..... 3-0
Carson-Newman ..... 1-0	Howard ..... 29-4	Northwestern ..... 1-1	<b>Valdosta State</b> ..... 24-21
Central Florida ..... 1-3	Huntington (IN) ..... 0-1	Ohio Wesleyan ..... 7-0	Vanderbilt ..... 3-0
Central Missouri State ..... 1-2	Illinois-Chicago ..... 4-0	Paine ..... 23-0	Virginia Military Ins. .... 1-1
Coastal Carolina ..... 8-7	Indiana ..... 1-1	<b>UNC Pembroke</b> ..... 31-9	Virginia State ..... 1-0
Charleston Southern ..... 14-4	IU-Southeast ..... 1-0	<b>Pfeiffer</b> ..... 0-1	Voorhees ..... 3-0
Citadel, The ..... 11-12	Jacksonville ..... 3-5	Philadelphia Pharmacy ..... 3-0	Wake Forest ..... 0-2
Clemson ..... 1-1	Jacksonville State ..... 0-1	Piedmont ..... 4-0	<b>Wayne State (NE)</b> ..... 5-0
Columbia Union ..... 3-0	Juniata ..... 1-0	Presbyterian ..... 3-1	Walsh ..... 2-0
<b>Columbus State</b> ..... 28-32	<b>Kennesaw State</b> ..... 11-23	<b>Queens (NY)</b> ..... 9-2	Washington & Lee ..... 2-0
Concord ..... 3-0	Kentucky ..... 1-3	Quincy ..... 1-0	West Georgia ..... 0-1
Concordia ..... 2-0	Kentucky Wesleyan ..... 1-0	Radford ..... 2-0	West Liberty State ..... 3-0
Connecticut ..... 1-0	<b>Kutztown</b> ..... 7-2	Rockhurst ..... 2-0	West Virginia ..... 2-1
Davidson ..... 8-0	LaGrange ..... 3-1	Sacred Heart ..... 10-2	Wheaton ..... 4-0
Delaware State ..... 2-0	<b>Lander</b> ..... 11-9	<b>St. Andrews</b> ..... 20-2	<b>Wisconsin-Parkside</b> ..... 1-0
Dowling ..... 1-0	Lehigh ..... 5-1	St. Anselm ..... 1-0	Williams ..... 6-0
Duke ..... 2-0	Lewis ..... 4-2	St. Augustine ..... 13-0	William & Mary ..... 1-0
Edinboro ..... 2-0	Liberty ..... 0-1	St. Michael's ..... 2-0	<b>Wingate</b> ..... 5-2
Edward Waters ..... 7-0	Longwood ..... 0-1	St. Norbert ..... 4-0	Winthrop ..... 1-3
Erskine ..... 9-2	Louisville ..... 1-0	Savannah State ..... 25-3	Wittenberg ..... 12-0
<b>Fairmont State (WV)</b> .. 0-0	Manchester ..... 2-0	Shippensburg ..... 6-2	Wofford ..... 4-0

## Roberts' Milestone Wins

<u>Win #</u>	<u>Against</u>	<u>Score</u>	<u>Date</u>	<u>Opposing Coach</u>
1	Campbell	6-2	3- 5-80	Cal Koonce
100	Flagler	13-1	5- 2-82	Glen Aspinwall
200	Paine	14-6	4-17-84	Dennis Wilcox
250	Ft. Valley State	10-0	3-31-85	U.S. Marshall
300	Coastal Carolina	7-3	5- 5-86	Bobby Richardson
399*	Columbus	5-3	5-21-88	Derek Mann
400	The Citadel	3-2	2-11-89	Chal Port
442*	Northern Kentucky	18-2	5-21-89	Bill Aker
500	Missouri-St. Louis	13-0	3- 6-91	Jim Brady
600	USC Aiken	9-6	3-13-93	Gary Gilmore
664*	Wingate	12-2	5-22-94	Bill Nash
700	Kennesaw State	3-2	2-25-96	Mike Sansing
750	Newberry	10-1	3-28-97	Tim Medlin
800	Augusta State	2-0	2-13-99	Skip Fite
900	Columbus State	17-12	3-24-01	Greg Appleton
1,000	Southern Connecticut State	3-0	3-24-04	Tim Shea

\* NCAA II Championship Contests

Roberts was the South Atlantic Region Coach of the Year in 1988, 1989 and 1994



## Winningest Active Division II Head Coaches (By Victories)

	<b>Name</b>	<b>School</b>	<b>Years</b>	<b>W-L</b>
1.	Tommy Thomas	Valdosta State	37	1234-743
2.	Porky Viera	New Haven	42	1079-293
3.	<b>Joe Roberts</b>	<b>Armstrong Atlantic State</b>	<b>25</b>	<b>1010-469</b>
4.	Mike Metheny	Southeastern Oklahoma	24	967-372
5.	Irish O'Reilly	Lewis	26	953-635
6.	Dean Bowyer	Minnesota State Mankato	30	918-468
7.	Bo Collins	SIU-Edwardsville	26	814-548
8.	Warren Turner	Missouri Southern State	28	773-588
9.	Mike Lane	North Alabama	21	770-317
10.	Dick Vining	C.W. Post	39	728-600
11.	Dusty Rhodes	North Florida	17	719-295
12.	Calvin Bailey	West Virginia State	27	711-343
13.	Bob Bellizzi	St. Rose	20	675-343
14.	Mike Sansing	Kennesaw State	16	674-257
15.	Charlie Migl	St. Mary's (Texas)	18	665-296
16.	Jim Spooner	West Florida	22	655-500
17.	Steve Anson	Washburn	26	647-548
18.	John Schaly	Ashland	17	646-341
19.	John Goetz	Sonoma State	19	635-413
20.	Walt Head	Saginaw Valley State	22	632-440

## Winningest All-Time Division II Head Coaches (By Victories)

	<b>Name</b>	<b>School</b>	<b>Years</b>	<b>W-L</b>
1.	Tommy Thomas	Valdosta State	37	1234-743
2.	John Scolinos	Cal Poly Pomona	44	1198-949
3.	Jack Smitheran	UC Riverside	35	1097-790
4.	Porky Viera	New Haven	42	1079-293
5.	Gary Grob	Winona State	35	1020-563
6.	<b>Joe Roberts</b>	<b>Armstrong Atlantic State</b>	<b>25</b>	<b>1010-469</b>
7.	Rudy Abbott	Jacksonville State	32	1003-467
8.	Irish O'Reilly	Lewis	26	953-635
9.	Dean Bowyer	Minnesota State Mankato	30	918-468
10.	Phil Swimly	UC Davis	36	902-831
11.	Ron Davies	Adelphi	37	845-470
12.	Chuck Anderson	Florida Southern	19	843-251
13.	John Mayotte	Troy State	25	821-476
14.	Bo Collins	SIU-Edwardsville	26	814-548
15.	Jim Stone	UMass - Lowell	37	803-397
16.	Bill Aker	Northern Kentucky	29	792-562
17.	Jack Rose	Denver	37	783-702
18.	Warren Turner	Missouri Southern State	28	773-588
19.	Mike Lane	North Alabama	21	770-317
20.	Dick Vining	C.W. Post	39	728-600



## Calvin Culberson Assistant Baseball Coach

Calvin Culberson will be in his 10th season as a full-time assistant coach at AASU, after completing an eight-year professional baseball career. Calvin is no stranger to Armstrong Atlantic, having played for the Pirates from 1985-1988, and having assisted coach Roberts in a part-time role during his professional career.

Calvin's coaching role at AASU includes working with the outfielders and pitchers, and assisting with baserunning and hitting instruction.

While working with AASU's pitchers, Culberson has instructed several players who have, like him, enjoyed professional success. Current Atlanta Braves pitcher Adam Bernero, who Culberson coached during the 1999 season, reached the major leagues in just 15 months, becoming AASU's first major league player. Another Culberson pupil, Doug Sessions, was a AAA All-Star for the New Orleans Zephyrs in 2003 while pitching in the Houston Astros organization.

Culberson finished his pro career in 1995 at Pawtucket, a triple-A affiliate of the Boston Red Sox. He had joined the Red Sox organization as a free agent after having pitched at Double-A Chattanooga and Triple A Indianapolis in the Cincinnati Reds farm chain. Calvin began his pro career in 1989 in the Atlanta Braves farm system, hitting .313 in his first season, then continuing as a pitcher.

During Culberson's AASU career, the Pirates posted an overall 181-66 (.733) record, with Calvin hitting in the leadoff spot his final three years. The Rome, Georgia native holds seven school records with the most notable being his 32-game hitting streak (1988) and his 128 career stolen bases.

Calvin was an all-Big South Conference selection in 1986 and 1987 when AASU was playing NCAA I baseball. In his last season with the Pirates he was an AASU co-captain and was chosen as a member of the all-South Atlantic Region team and an honorable mention DII All-American.

Calvin is married to the former Pamela Johnson of Port Wentworth, an AASU graduate, who works as a System Analyst II for AASU. The couple have a six-year old son, Matthew, and a two-year old son, Brandon.

### AASU Year-By-Year Under Coach Roberts

YEAR	NCAA I	NCAA II	NCAA III	NAIA	CONF	REGION	PLAYOFF	OVERALL
1980	3-3	7-12	2-2	10-3		8-5		22-20
1981	8-13	3-12	3-2	21-6		11-5		35-33
1982	11-7	9-10	4-1	20-6		14-3	2-2	44-24
1983	13-4	6-2	15-1	20-13		15-9	3-2	54-20
1984	13-4	8-2	13-0	29-11	16-7	26-7	3-2	63-17
1985	19-14	13-2	13-1	10-1	4-2	6-2	1-2	55-18
1986	14-17	13-3	6-0	4-0	7-11	7-11		37-20
1987	29-15	11-0	5-0	2-0	9-3	9-3	2-2	47-15
1988	14-6	23-7	4-0	1-0		9-1	3-3	42-13
1989	6-10	22-7	6-0	9-0		8-3	3-3	43-17
1990	17-5	30-4	0-0	0-0		11-0	2-2	47-9
1991	8-9	24-11	1-0	3-1		15-2	0-2	36-21
1992	6-3	36-10	0-0	3-0	11-1	23-2	3-4	45-13
1993	7-4	38-8	0-1	0-0	14-3	21-4	1-4	45-13
1994	5-1	45-14	0-0	0-0	15-6	30-11	7-6	50-15
1995	2-1	25-22	0-0	0-0	14-10	20-17	0-2	27-23
1996	2-3	27-20	0-0	0-0	13-9	19-16	1-2	31-23
1997	2-0	31-25	0-0	0-0	10-14	17-20	2-3	33-25
1998	2-1	36-20	0-0	0-0	15-14	21-14	3-5	38-21
1999	0-0	42-14	0-0	0-0	19-9	22-10	1-2	42-14
2000	0-0	37-17	0-0	0-0	15-15	17-15		37-17
2001	2-1	34-14	2-0	0-0	18-12	21-12		38-15
2002	2-1	32-20	0-0	0-0	11-18	14-18		34-21
2003	1-1	34-15	0-0	0-0	20-10	23-10	0-2	35-16
2004	0-0	29-27	0-0	0-0	10-20	13-21		29-27
	185-123	615-298	74-8	132-41	221-164	400-221	37-50	1,010-469
	.601	.674	.902	.763	.574	.644	.425	.683



## Tommy Thomson Assistant Baseball Coach

Tommy Thomson is entering his 25th season as a volunteer assistant baseball coach at Armstrong Atlantic State.

Serving the Pirates whenever his local business interests allow, Thomson's primary area of instruction with AASU has been as a hitting instructor.

In his 24 seasons, the Pirates have posted an overall record of 988-449 (.688). The personable assistant has certainly been a key factor in the Pirates' offensive showing during his tenure.

The Savannah native coached baseball for many years in the local youth leagues. After serving two years as an assistant with a local American Legion team, Thomson took over the head coaching duties and guided his teams to state championships all three years that he served in that capacity.

A premier bowler, Thomson graduated from Savannah High School in 1954. He is married to the former Carolyn Ihly of Savannah. The couple has two children, Lisa, 47, and Curtis, 42, and they have a pair of grandchildren by each child.



**For Real Refreshment  
Only Coca-Cola and  
Powerade  
Will Do!**



Diamond is committed to providing the best  
baseball bats available. Our bats are  
made with the finest raw materials and designed for  
maximum performance. Diamond bats are  
available in a variety of sizes and weights.

WILD THROUGH FINE TEAM SPORTING GOODS  
STORES NATIONWIDE. FOR MORE INFORMATION,  
CALL 800 366 2999.



## Numerical Roster

<b>No.</b>	<b>Name</b>	<b>Pos</b>	<b>Yr</b>	<b>Ht</b>	<b>Wt</b>	<b>B/T</b>	<b>Hometown</b>
1	Jonnie Geiger	OF	FR	6-0	175	R/R	Lilburn, Ga.
2	Devon Franklin	INF	SO	5-10	160	R/R	North Delta, B.C.
3	Rob Recuenco	INF	SR	5-10	170	L/R	Vancouver, B.C.
4	Jarin Lewis	C/UTIL	JR	6-0	195	L/R	Hagan, Ga.
5	Brandon Nunez	OF	SR	5-10	180	R/R	Thousand Oaks, Calif.
6	Brad Bohannon	OF	SO	6-1	180	R/R	Carrollton, Texas
7	Adam Pelley	INF	JR	6-0	160	R/R	Lake Kathie, N.S.W
9	Sean Hotzak	C/INF	FR	6-2	180	R/R	North Vancouver, B.C.
12	Brett Lane	OF	FR	5-11	195	L/L	Cedartown, Ga.
14	Chase Leatherwood	RHP	JR	5-10	195	R/R	Calhoun, Ga.
15	Chad Grass	LHP	SR	6-0	175	L/L	Ferdinand, Ind.
17	Austin Ducey	RHP/OF	FR	5-10	170	R/R	Augusta, Ga.
18	Miguel Donate	C/INF	JR	6-1	200	R/R	Vega Alta, P.R.
19	Brandon Stelter	RHP	SO	6-3	205	R/R	Augusta, Ga.
20	Matt Nalutka	RHP	JR	6-1	180	R/R	Langley, B.C.
21	Andrew Whiggum	RHP/DH	FR	6-4	225	R/R	Hawkinsville, Ga.
23	Daniel Kaufmann	C	FR	6-3	200	R/R	Elk Grove, Ill.
24	Thomas Ferrara	RHP	SR	6-5	235	R/R	Cocoa, Fla.
30	Jon Troop	LHP	SR	6-0	200	L/L	Sun Valley, Nev.
31	Jared Combs	3B/1B	FR	6-3	215	R/R	Pooler, Ga.
32	Joey Davis	1B	FR	6-0	225	R/R	Acworth, Ga.
34	Leon Boyd	RHP	SR	6-6	210	R/R	White Rock, B.C.
38	Chris Webb	RHP	SR	6-3	230	R/R	Springfield, Ga.
40	Garrett Fox	LHP	FR	6-2	185	L/L	Gilbert, Ariz.

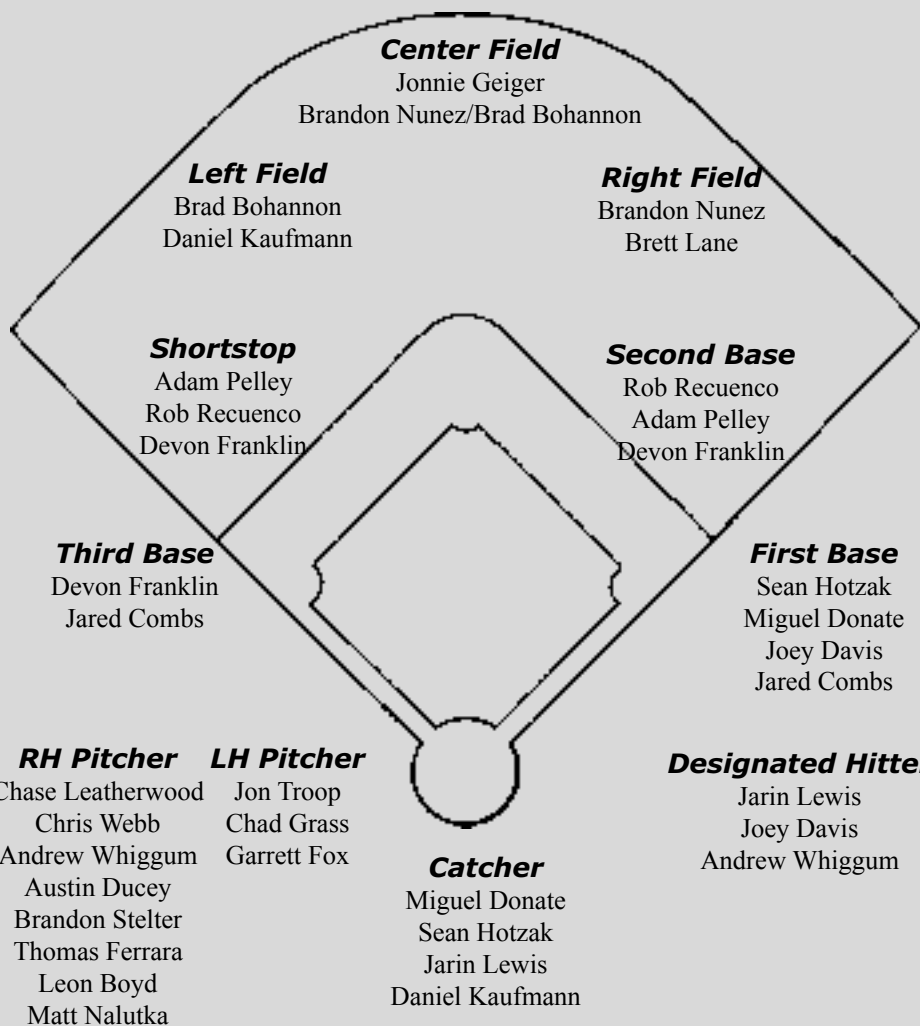
**Head Coach:** 10-Joe Roberts

**Assistant Coaches:** 11-Calvain Culberson, Tommy Thomson

## Alphabetical Roster      Pronunciations

6 - Brad Bohannon  
 34 - Leon Boyd  
 31 - Jared Combs  
 32 - Joey Davis  
 18 - Miguel Donate  
 17 - Austin Ducey  
 24 - Thomas Ferrara  
 40 - Garrett Fox  
 2 - Devon Franklin  
 1 - Jonnie Geiger  
 15 - Chad Grass  
 9 - Sean Hotzak  
 23 - Daniel Kaufmann  
 12 - Brett Lane  
 14 - Chase Leatherwood  
 4 - Jarin Lewis  
 20 - Matt Nalutka  
 5 - Brandon Nunez  
 7 - Adam Pelley  
 3 - Rob Recuenco  
 19 - Brandon Stelter  
 30 - Jon Troop  
 38 - Chris Webb  
 21 - Andrew Whiggum

18 - Miguel doh-NOT-ay  
 9 - Sean HAHT-zack  
 20 - Matt nuh-LOOT-kuh  
 7 - Adam PEHLL-ee  
 3 - Rob Ruh-KOON-coh  
 21 - Andrew WIGG-uhm



### **Coaches**

Joe Roberts, Head Coach  
Calvain Culberson, Assistant Coach  
Tommy Thomson, Assistant Coach

### **Pirate Field**

Capacity: 750  
Location: AASU Campus

### **Dimensions**

Left: 340  
Left Center: 380  
Center: 390  
Right Center: 380  
Right: 340



## By Hometown



**Arizona (1)**

Garrett Fox

**British Columbia,**

**Canada (5)**

Leon Boyd  
Devon Franklin  
Sean Hotzak  
Matt Nalutka  
Rob Recuenco

**California (1)**

Brandon Nunez

**Georgia (10)**

Jared Combs  
Joey Davis  
Austin Ducey  
Jonnie Geiger  
Brett Lane  
Chase Leatherwood  
Jarin Lewis  
Brandon Stelter  
Chris Webb  
Andrew Whiggum

**Florida (1)**

Thomas Ferrara  
**Indiana (1)**  
Chad Grass

**Illinois (1)**

Daniel Kaufmann

**Nevada (1)**

Jon Troop

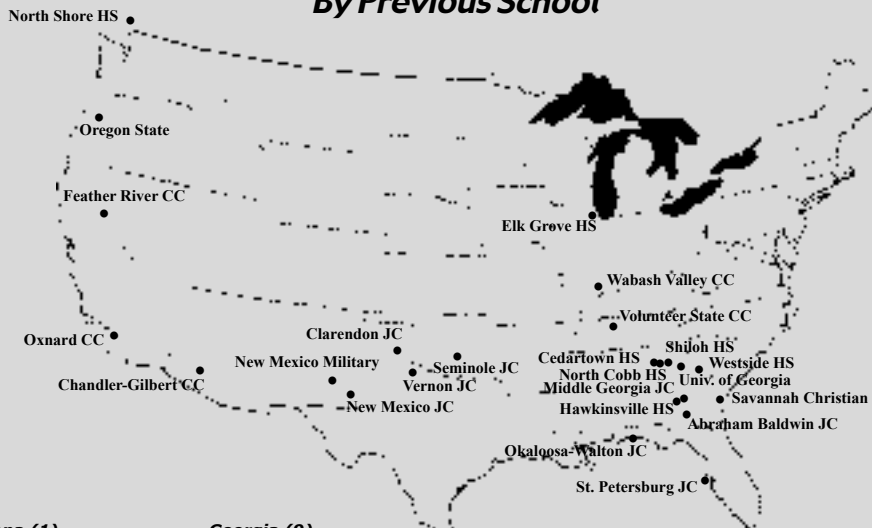
**Texas (1)**

Brad Bohannon

**New South Wales,  
Australia (1)**

Adam Pelley  
**Puerto Rico (1)**  
Miguel Donate

## By Previous School



**Arizona (1)**

Garrett Fox, Chandler-Gilbert CC

**British Columbia (1)**

Sean Hotzak, North Shore HS

**California (2)**

Brandon Nunez, Oxnard CC  
Jon Troop, Feather River CC

**Florida (2)**

Thomas Ferrara, St. Petersburg JC  
Brandon Stelter, Okaloosa-Walton JC

**Georgia (9)**

Jared Combs, Savannah Christian HS  
Joey Davis, North Cobb HS  
Miguel Donate, Middle Georgia JC  
Austin Ducey, Westside HS  
Jonnie Geiger, Shiloh HS  
Jarin Lewis, Abraham Baldwin JC  
Brett Lane, Cedartown HS  
Chris Webb, University of Georgia  
Andrew Whiggum, Hawkinsville HS

**Illinois (2)**

Chad Grass, Wabash Valley CC  
Daniel Kaufmann, Elk Grove HS

**New Mexico (2)**

Brad Bohannon, New Mexico JC  
Devon Franklin, New Mexico Military

**Oklahoma (1)**

Sean Boyd, Seminole JC

**Oregon (1)**

Rob Recuenco, Oregon State Univ.

**Tennessee (1)**

Chase Leatherwood, Volunteer State CC

**Texas (2)**

Matt Nalutka, Vernon JC  
Adam Pelley, Clarendon JC



## Brad Bohannon

6-1 • 180 • Sophomore • OF • B:R T:R  
Carrollton, Texas • New Mexico JC

# 6

Sophomore outfielder who will see time at all three spots this season. **JUNIOR COLLEGE:** Played one year for New Mexico JC ... Hit .340 in 18 games played for the Thunderbirds. **HIGH SCHOOL:** Played for four years at R.L. Turner HS in Carrollton where his father Tommy is the head coach ... Earned first-team All-District honors as a senior for the Lions ... Also named team MVP. **PERSONAL:** Born Brad Joseph Bohannon on December 2, 1983, in Houston, Texas ... Hometown Carrollton, Texas ... Son of Tommy and Penny Bohannon ... Majoring in economics ... Enjoys watching all sports and playing video games ... Jeff Bagwell is a favorite sports personality.



## Leon Boyd

6-6 • 210 • Senior • RHP • B:R T:R  
White Rock, B.C. • Seminole (Okla.) JC

# 34

Tall righthander who will be one of the Pirates' mainstays in the bullpen in 2004. **2004:** Pitched in 14 games, starting 10, and went 5-6 with a 3.38 ERA ... Pitched five innings of five-hit, one-run ball to defeat Kennesaw State on 2/15 ... Limited Florida Southern to eight hits and one earned run in picking up the win on 2/20 ... Hurled six shutout innings in a 9-0 win over Concord on 3/7. **JUNIOR COLLEGE:** Limited to just eight innings pitched at Seminole JC, going 1-2 with an 8.33 ERA as a sophomore ... Pitched as a freshman at Treasure Valley (Ore.) CC. **CANADA:** Has pitched for the White Rock Tritons of the Canadian Premier League since 2000 ... Compiled a 28-11 record with a 2.44 ERA and 278 strikeouts in 283 innings pitched from 2001-2003 years ... Pitched for British Columbia on its gold-medal winning club in the 2000 Canada Games. **HIGH SCHOOL:** Attended Earl Marriott HS in White Rock, B.C. **PERSONAL:** Born Leon Boyd on August 30, 1983, in Vancouver, B.C. ... Hometown is White Rock, B.C. ... Son of Sean and Wilma Boyd ... Enjoys college basketball, playing golf and collecting hats ... Majoring in general studies ... Eric Gagne is a favorite sports personally.

### Leon Boyd's Career Statistics

Year	GP-GS	W-L	Svs	CG	IP	H	R	ER	BB	SO	ERA
2004	14-10	5-6	0	2	72.0	82	38	27	11	60	3.38
1 Year	14-10	5-6	0	2	72.0	82	38	27	11	60	3.38



## Jared Combs

6-3 • 215 • Freshman • 3B/1B • B:R T:R  
Pooler, Ga. • Savannah Christian

# 31

Freshman corner infielder who could see time this season at third base. **HIGH SCHOOL:** Played for two years at Savannah Christian ... Earned second-team All-Coastal Empire honors from the *Savannah Morning News* as a senior ... Hit .442 with seven home runs and 34 RBI ... Also named team MVP and the Raiders' best offensive player. **PERSONAL:** Born Jared Michael Combs on December 27, 1985, in Morristown, N.J. ... Hometown is Pooler, Ga. ... Son of Lori and Bryan Combs ... Majoring in engineering ... Enjoys playing basketball and drawing ... Alex Rodriguez and Derek Jeter are favorite sports personalities.



## Joey Davis

6-0 • 225 • Freshman • 1B • B:R T:R

Acworth, Ga. • North Cobb HS

# 32

Freshman slugger who will be in the mix for time at first base. **HIGH SCHOOL:** Played for two years at North Cobb HS in Kennesaw ... Named first-team All-Cobb County as a senior and was a member of the GACA All-Stars after hitting .415 with nine home runs and 33 RBI ... Also earned second-team All-Cobb County as a junior in 2003 for the Warriors. **PERSONAL:** Born Joseph Lee Davis on June 26, 1985, in Tulsa, Okla. ... Hometown is Acworth, Ga. ... Son of Bill and Linda Davis ... Majoring in criminal justice ... Enjoys playing listening to music ... Jason Giambi is a favorite sports personality.



## Miguel Donate

6-1 • 200 • Junior • C/INF • B:R T:R

Vega Alta, P.R. • Middle Georgia JC

# 18

Junior transfer who will compete for time behind the plate for the Pirates in 2004. **JUNIOR COLLEGE:** Played one season at Middle Georgia College ... Hit .291 with 27 RBI and threw out 30 of 77 potential basestealers ... Hit .333 at the 2004 JuCo World Series for the Warriors ... Also played one season at Miami Dade CC ... Competed for the Puerto Rico Raiders at the 2003 PG/Baseball America World Wood Bat Championships. **HIGH SCHOOL:** Honor roll student at Juan Quirindongo Morell HS in Vega Baja, P.R. **PERSONAL:** Born Miguel A. Donate on September 1, 1984, in Bayamon, P.R. ... Hometown is Vega Alta, P.R. ... Son of Cruz N. Narvaez ... Majoring in engineering ... Ivan Rodriguez is a favorite sports personality.



## Austin Ducey

5-10 • 170 • Freshman • RHP/OF • B:R T:R

Augusta, Ga. • Westside HS

# 17

Two-way player who could see time in the field and on the mound as a freshman for the Pirates in 2004. **HIGH SCHOOL:** Played for four years at Westside HS in Augusta ... Earned first-team All-Area honors as a senior for the Patriots after going 7-4 with a 2.49 ERA ... Also selected for the Georgia HS All-Star game ... **PERSONAL:** Born Austin Michael Ducey on May 4, 1986, in Augusta, Ga., his hometown ... Son of Tony and Danita Ducey ... Undecided in major ... Enjoys playing golf and being around friends ... Lists Jenny Finch as a favorite sports personality.





## Thomas Ferrara

6-5 • 235 • Senior • RHP • B:R T:R  
Port St. John, Fla. • St. Petersburg JC

# 24

Returning hurler with the best ERA from 2004, will be one of the key components of the Pirates' pen this season ... Drafted in the 33rd round by Minnesota in the 2002 MLB First-Year Player Draft. **2004:** Went 3-2 with a 2.66 ERA, striking out 51 batters in 50 2/3 innings pitched ... Hurled six no-hit innings, striking out seven, in defeating Queens (N.Y.), 8-3, on 2/29 ... Threw five shutout innings in a 3-0 win over No. 24 Southern Connecticut State, giving head coach Joe Roberts his 1,000th career win ... Hurlled 2 1/3 innings of shutout relief to defeat No. 30 Valdosta State on 3/30. **JUNIOR COLLEGE:** Pitched for one season at St. Petersburg JC, going 4-1 with a 5.55 ERA, giving up 39 hits in 35.2 innings pitched while striking out 27 batters ... Also pitched his freshman year at Brevard County CC. **HIGH SCHOOL:** Pitched for two years at Titusville HS, where he was a second-team All-State selection. **PERSONAL:** Born Thomas John Ferrara on December 28, 1982, in Jacksonville, Fla. ... Hometown is Cocoa, Fla. ... Son of Tom and Janet Ferrara ... Majoring in physical education ... Enjoys playing basketball and cards.

### Thomas Ferrara's Career Statistics

Year	GP-GS	W-L	Svs	CG	IP	H	R	ER	BB	SO	ERA
2004	13-11	3-2	0	0	50.2	43	22	15	31	51	2.66
1 Year	13-11	3-2	0	0	50.2	43	22	15	31	51	2.66



## Garrett Fox

6-2 • 185 • Freshman • LHP • B:L T:L  
Gilbert, Ariz. • Chandler-Gilbert CC

# 40

Southpaw who will be a lefty specialist for the Pirates out of the pen in 2005. **JUNIOR COLLEGE:** Redshirted his freshman year at Chandler-Gilbert CC. **HIGH SCHOOL:** Pitched for two years at Mesquite HS in Gilbert, Ariz. **PERSONAL:** Born Garrett Fox on June 28, 1984, in San Diego, Calif. ... Hometown is Gilbert, Ariz. ... Son of Steve Fox ... Brother, Geoff, played baseball at Mesa State while his father, Steve, played at Fullerton College ... Undecided in major ... Enjoys drawing, watching movies and working out ... Jamie Moyer and Willie Bloomquist are favorite sports personalities.



## Devon Franklin

5-10 • 160 • Sophomore • INF • B:R T:R  
North Delta, B.C. • New Mexico Military

# 2

Talented infielder who goes into the 2005 season with a hold on the starting third base job. **JUNIOR COLLEGE:** Played for one season at New Mexico Military JC in Roswell, N.M. ... Was named the SLAM! Sports Canadian Player of the Week on 2/4. **JUNIORS:** Played for the White Rock Tritons ... Named the MVP of the BC Premier Baseball League in 2003, leading the Tritons to the championship. **PERSONAL:** Born Devon Franklin on April 11, 1985, in Prince George, British Columbia ... Hometown is North Delta, B.C. ... Son of David and Janet Franklin ... Undecided in major ... Enjoys playing basketball ... Alex Rodriguez and Derek Jeter are favorite sports personalities.




## Jonnie Geiger

6-0 • 175 • Freshman • OF • B:R T:R  
Lilburn, Ga. • Shiloh HS

# 1

Fleet freshman who will patrol center field for the Pirates to begin the 2005 season. **HIGH SCHOOL:** Two-time All-County selection for Shiloh HS in Lilburn, Ga. ... Hit .459 as a senior and racked up 16 stolen bases without being caught ... Hit .480 as a junior, setting a new school record. **PERSONAL:** Born Jonathan Geiger on May 5, 1986, in Dekalb, Ga. ... Hometown is Lilburn, Ga. ... Son of Ken and Debbie Geiger ... Undecided in major ... Enjoys playing basketball, table tennis and Playstation 2 ... Chipper Jones is a favorite sports personality.



## Chad Grass

6-0 • 175 • Senior • LHP • B:L T:L  
Ferdinand, Ind. • Wabash Valley (Ill.) CC

# 15

Senior lefty who will again be one of the main lefties for the Pirates in 2005. **2004:** Went 1-1 with a 9.88 ERA in 10 games pitched ... Picked up win in relief against No. 3 Kennesaw State on 2/16. **JUNIOR COLLEGE:** Pitched for two seasons at Wabash Valley CC in Mount Carmel, Ill. ... Went 2-0 with three saves and a 3.06 ERA as a sophomore ... Earned Academic All-Conference honors as well. **HIGH SCHOOL:** Earned All-District and All-Southern Indiana honors at Southridge HS ... Pitched three years for the Raiders and was named the team's MVP. **PERSONAL:** Born Chad A. Grass on July 14, 1982, in Tell City, Ind. ... Hometown is Ferdinand, Ind. ... Son of Jim and Sheila Grass ... Majoring in civil engineering ... Enjoys hunting and fishing ... Lists Tom Glavine as a favorite sports personality.

### Chad Grass' Career Statistics

Year	GP-GS	W-L	Svs	CG	IP	H	R	ER	BB	SO	ERA
2004	10-0	1-1	0	0	13.2	23	20	15	9	8	9.88
<b>1 Year</b>	<b>10-0</b>	<b>1-1</b>	<b>0</b>	<b>0</b>	<b>13.2</b>	<b>23</b>	<b>20</b>	<b>15</b>	<b>9</b>	<b>8</b>	<b>9.88</b>



## Sean Hotzak

6-2 • 180 • Sophomore • C/INF • B:R T:R  
North Vancouver, B.C. • North Shore HS

# 9

Sophomore starting backstop who enjoyed a fine freshman campaign. **2004:** Hit .274 with two home runs and 22 RBI ... Named SLAM! Sports Canadian Player of the Week on Feb. 12, the fourth AASU player to earn the honor ... Went 4-for-7 in AASU's season-opening doubleheader against Rockhurst on 1/31 ... Collected three hits and four RBI vs. Missouri-St. Louis on 2/21. **HIGH SCHOOL:** Played for four years at North Shore HS, hitting .368 as a senior with six home runs to earn All-Conference honors ... Also hit .382 for his Western Major Baseball League club in summer of 2003, earning All-League honors. **PERSONAL:** Born Sean Christopher Hotzak on September 4, 1982, in North Vancouver, British Columbia, his hometown ... Son of Ted and Arleen Hotzak ... Majoring in general studies ... Enjoys weightlifting, watching movies and playing video games ... Barry Bonds and Ivan Rodriguez are favorite sports personalities.

### Sean Hotzak's Career Statistics

Year	GP-GS	AB	R	H	2B	3B	HR	RBI	BB	K	SB-SBA	Avg.
2004	36-36	135	13	37	11	0	2	22	7	33	0-0	.274
<b>1 Year</b>	<b>36-36</b>	<b>135</b>	<b>13</b>	<b>37</b>	<b>11</b>	<b>0</b>	<b>2</b>	<b>22</b>	<b>7</b>	<b>33</b>	<b>0-0</b>	<b>.274</b>



## Daniel Kaufmann

6-3 • 200 • Freshman • C/OF • B:R T:R

Elk Grove, Ill. • Elk Grove HS

# 23

Freshman backstop who will also battle for time in the outfield as a freshman in 2004. **HIGH SCHOOL:** Played for three seasons at Elk Grove HS ... Earned All-Conference and All-Area honors as a senior, hitting .409 with three home runs and 19 RBI, all team highs ... Named to All-Tournament Team at the Niles West Tournament. **PERSONAL:** Born Daniel G. Kaufmann on September 25, 1985, in Chicago, Ill. ... Son of Colleen Kaufmann-Vacala ... Majoring in engineering ... Carlton Fisk is a favorite sports personality.



## Brett Lane

5-11 • 195 • Freshman • OF • B:L T:L

Cedartown, Ga. • Cedartown HS

# 12

Freshman outfielder who will see time in right field this season. **HIGH SCHOOL:** Played for three seasons at Cedartown HS in Cedartown, Ga. ... Team captain as a senior who earned All-Area honors for the Bulldogs ... Also a scholar-athlete while at Cedartown HS. **PERSONAL:** Born Brett Christopher Lane on September 25, 1985, in Rome, Ga. ... Hometown is Cedartown, Ga. ... Son of David and Sonia Lane ... Undecided in major ... Enjoys hunting, fishing and playing golf ... Torii Hunter is a favorite sports personality.



## Chase Leatherwood

5-10 • 195 • Junior • RHP • B:R T:R

Calhoun, Ga. • Volunteer State CC

# 14

Junior college transfer who will be the Pirates' opening day starter in 2005. **JUNIOR COLLEGE:** Member of the 2004 Super Sophomore team while at Volunteer State CC ... Went 4-3 with a 4.71 ERA and 49 strikeouts in 49.2 innings pitched ... Pitched for the 2003 TJCAA Conference Champions. **HIGH SCHOOL:** Played for three seasons at Calhoun HS, the 2000 State A Champions and 2001 Region 6AA Champions ... Named *Rome News Tribune* Pitcher of the Year in 2002. **PERSONAL:** Born Gregory Chase Leatherwood on December 7, 1982, in Rome, Ga. ... Hometown is Calhoun, Ga. ... Son of Greg and Patty Leatherwood ... Majoring in history ... Enjoys playing all sports and spending time with family ... John Smoltz is a favorite sports personality.



## Jarin Lewis

6-0 • 195 • Junior • C/INF • B:L T:R

Hagan, Ga. • Abraham Baldwin JC

# 4

Slugging catcher who will see time behind the plate and at designated hitter for the Pirates in 2005. **JUNIOR COLLEGE:** Earned second-team All-Conference honors as a sophomore at Abraham Baldwin JC ... Hit .369 with six home runs, 12 doubles and 39 RBI in 2004. **HIGH SCHOOL:** Played for four years at Pinewood Christian Academy ... Earned All-State honors as a senior and All-Region honors as a senior and junior for the Patriots ... Also two-time team MVP. **PERSONAL:** Born Jarin Drew Lewis on March 18, 1984, in Savannah, Ga. ... Hometown is Hagan, Ga. ... Son of Kenny and Stephanie Lewis ... Majoring in radiologic sciences ... Enjoys hunting, fishing and hot rods ... Barry Bonds is a favorite sports personality.



## Matt Nalutka

6-1 • 180 • Junior • RHP • B:R T:R

Langley, B.C. • Vernon JC

# 20

Junior college transfer who will begin the season as the Pirates' closer. **JUNIOR COLLEGE:** Played for two seasons at Vernon Regional JC in Texas ... Went 2-3 with seven saves and a 3.24 ERA as a sophomore, pitching in 26 games and giving up just 36 hits in 50 innings pitched ... Earned Academic All-Conference honors. **JUNIORS:** Pitched the Langley Blaze to the 2002 USABA World Series, hurling 13 scoreless innings and picking up two wins during the tournament ... Earned Most Outstanding Pitcher award for the Series as Langley finished in third place. **PERSONAL:** Born Matt Benjamin Nalutka on August 1, 1983, in Langley, B.C., his hometown ... Son of Ben and Linda Nalutka ... Majoring in psychology ... Enjoys playing guitar and reading ... Lists Nolan Ryan, Pedro Martinez and Muhammad Ali as favorite sports personalities.



## Brandon Nunez

5-10 • 180 • Senior • OF • B:R T:R


Thousand Oaks, Calif. • Oxnard CC

# 5

Senior starting right fielder who had an outstanding junior season cut short by a broken hand. **2003:** Hit .386 in 37 games played before suffering a broken hand in his first at-bat of the USC Spartanburg series on April 3 ... Had four four-hit games, including a 4-for-4 game with four RBI against Florida Southern on 2/20 ... Had two home runs and four RBI against Augusta State on 3/14 ... Led team and ranked fifth in the PBC with 18 stolen bases. **JUNIOR COLLEGE:** Played at Oxnard CC, hitting .244 with three home runs, 19 RBI and 21 stolen bases in 24 attempts as a sophomore, earning second-team All-Conference honors ... Hit .280 as a freshman. **HIGH SCHOOL:** Played for Westlake HS, hitting .390 as a senior and leading the Indians to the California DIII State Championship ... Earned All-League honors. **PERSONAL:** Born Brandon Lee Nunez on October 4, 1983, in Los Angeles, Calif. ... Hometown is Thousand Oaks ... Son of Alicia and Ed Nunez ... Majoring in economics ... Enjoys outdoor sports, including skiing, diving and fishing ... Paul LoDuca and Vladimir Guerrero are favorite sports personalities.

### Brandon Nunez's Career Statistics

Year	GP-GS	AB	R	H	2B	3B	HR	RBI	BB	K	SB-SBA	Avg.
2004	37-37	140	34	54	8	1	5	22	7	16	18-24	.386
1 Year	37-37	140	34	54	8	1	5	22	7	16	18-24	.386



## Adam Pelley

6-0 • 160 • Junior • INF • B:R T:R

Lake Kathie, New South Wales • Clarendon JC

# 7

Returning starting shortstop who will be a big part of the Pirates' infield in 2005. **2004:** Hit .308 with 36 RBI, playing in all 56 games as a sophomore ... Went 2-for-2 with five RBI against USC Spartanburg on 4/3 ... Collected four hits and scored three runs against Dowling on 3/6 ... Drew a team-high 29 walks and had a .421 on-base percentage. **JUNIOR COLLEGE:** As a freshman at Clarendon JC, hit .434 with 17 doubles, two home runs, 65 RBI and a .556 on-base percentage, as well as a .634 slugging percentage ... Earned All-WJCAC honors and committed just 14 errors in 55 games for the Bulldogs. **HIGH SCHOOL:** Attended Port Macquarie HS in Lake Kathie, New South Wales. **PERSONAL:** Born Adam John Pelley on February 20, 1984, in Port Macquarie, New South Wales ... Son of Phil and Rose Pelley ... Brother, Michael, is a senior on the AASU baseball squad ... Undecided in major ... Enjoys carpentry.

### Adam Pelley's Career Statistics

Year	GP-GS	AB	R	H	2B	3B	HR	RBI	BB	K	SB-SBA	Avg.
2004	56-56	208	47	64	11	1	0	36	29	31	10-11	.308
1 Year	56-56	208	47	64	11	1	0	36	29	31	10-11	.308



## Rob Recuenco

5-10 • 170 • Senior • INF • B:L T:R

Vancouver, B.C. • Oregon State

# 3

Starting second baseman who returns for his senior season. **2004:** Hit .357 with one home run and 24 RBI, playing all 56 games for the Pirates ... Led AASU in hits (74) and runs scored (49) ... Set a PBC record and tied an AASU record with 16 sacrifice hits during the season ... Had four hits vs. Wisconsin-Parkside on 3/16 ... Went 6-for-13 in three-game series vs. USC Spartanburg. **PREVIOUS COLLEGE:** Played for one season at Oregon State University, hitting .244 with a .398 on-base percentage in 35 games for the Beavers. **JUNIOR COLLEGE:** Played for one season at North Idaho CC, hitting .336. **HIGH SCHOOL:** Attended St. Thomas More in New Westminster, B.C. ... Member of the British Columbia squad that captured the Gold at the 2001 Canada Games. **PERSONAL:** Born Robert Recuenco on December 13, 1982, in Regina, Saskatchewan ... Hometown is Vancouver, B.C. ... Son of Myrna and Rene Recuenco ... Majoring in general studies ... Enjoys listening to music and working out ... Lists Barry Bonds and Ichiro Suzuki as favorite sports personalities.

### Rob Recuenco's Career Statistics

Year	GP-GS	AB	R	H	2B	3B	HR	RBI	BB	K	SB-SBA	Avg.
2004	56-56	207	49	74	10	0	1	24	28	34	17-22	.357
1 Year	56-56	207	49	74	10	0	1	24	28	34	17-22	.357



## Brandon Stelter

6-3 • 205 • Sophomore • RHP • B:R T:R

Augusta, Ga. • Okaloosa-Walton JC

# 19

Sophomore hurler who will be a part of the AASU bullpen in 2005. **JUNIOR COLLEGE:** Played for one season at Okaloosa-Walton JC. **HIGH SCHOOL:** Played for three seasons at Westside HS in Augusta, Ga. ... HS teammate of Austin Ducey ... Hit .440 and went 10-2 with a 2.87 ERA as a senior for the Patriots ... Named team MVP and earned first-team All-Area honors. **PERSONAL:** Born Brandon Howell Stelter on October 21, 1984, in Augusta, Ga., his hometown ... Son of Memorie and Thomas Stelter ... Undecided in major ... Enjoys swimming... Greg Maddux is a favorite sports personality.







## Jon Troop

6-0 • 200 • Senior • LHP • B:L T:L  
Sun Valley, Nev. • Feather River CC

# 30

Senior lefthander who will move into the starting rotation in 2005 for the Pirates. **2004:** Went 4-0 with a 3.38 ERA in 32 innings pitched as a junior ... Hurlled 4 1/3 shutout innings of relief to pick up first win vs. USC Spartanburg on 4/3 ... Picked up win at Valdosta State on 4/20 with two innings of shutout relief. **2003:** Pitched in five games for the Pirates ... Went 0-0 with two saves and a 1.74 ERA ... Pitched four scoreless innings to record save over St. Andrews on 2/2 ... Picked up second save in 6-4 win over Lewis on 2/15. **JUNIOR COLLEGE:** Earned First-Team Golden Valley Conference honors both seasons at Feather River CC ... Went 5-4 with one save and a 1.64 ERA as a sophomore, the second-best ERA in the league and sixth-best in California JuCo ranks ... Went 7-3 with a 4.20 ERA as a freshman for the Golden Eagles. **HIGH SCHOOL:** Played two seasons for Sparks HS in Sparks, Nevada ... Earned Northern Nevada All-Conference honors twice for the Railroaders. **PERSONAL:** Born Jonathon Troop on August 24, 1982, in Reno, Nevada ... Hometown is Sun Valley ... Son of Tim and Annette Troop ... Majoring in economics ... Enjoys fishing and camping ... Curt Schilling is a favorite sports personality.

### Jon Troop's Career Statistics

Year	GP-GS	W-L	Svs	CG	IP	H	R	ER	BB	SO	ERA
2003	5-0	0-0	2	0	10.1	9	3	2	1	9	1.74
2004	13-3	4-0	0	0	32.0	33	19	12	5	26	3.38
2 Years	18-3	4-0	2	0	42.1	42	22	14	6	35	2.55



## Chris Webb

6-3 • 230 • Senior • RHP • B:R T:R  
Springfield, Ga. • University of Georgia

# 38

Senior righthander who joins the Pirates after pitching three seasons at the University of Georgia. **PREVIOUS COLLEGE:** Pitched in 16 games over three seasons at the University of Georgia ... Went 1-1 with one save and a 9.76 ERA in 21 innings of work during his Bulldog career ... Three-time Academic All-SEC honoree. **HIGH SCHOOL:** Played for four years at Effingham County HS ... Four-year scholar athlete and three-time fireman award as the team's best pitcher ... Went 10-3 with a 2.33 ERA as a senior and also hit .344. **PERSONAL:** Born Christopher Ijon Webb on December 29, 1981, in Savannah, Ga. ... Hometown is Springfield, Ga. ... Son of Ijon and Susan Webb ... Majoring in economics ... Curt Schilling is a favorite sports personality.



## Andrew Whiggum

6-4 • 225 • Freshman • RHP/DH • B:R T:R  
Hawkinsville, Ga. • Hawkinsville HS

# 21

Freshman two-way player who could see time on the mound and at the plate in 2005. **HIGH SCHOOL:** Played for four years at Hawkinsville HS ... Four-time *Macon Telegraph* All-Middle Georgia team honoree ... Three-time All-region honoree ... Went 7-4 with three saves and a 2.23 ERA as a senior, striking out 137 batters in 84.2 innings pitched ... Also hit .442 with 10 home runs and 45 RBI ... Also had the highest GPA on the team. **PERSONAL:** Born Andrew Michael Whiggum on August 7, 1986, in Macon, Ga. ... Hometown is Hawkinsville, Ga. ... Son of Byron and Bonnie Whiggum ... Majoring in physical therapy ... Roger Clemens is a favorite sports personality.

## 2004 AASU Final Statistics

## Hitting

NAME	G-GS	AB	R	H	BA	2B	3B	HR	RBI	TBSLG%	BB	SB-SBA	OAB%	
Nunez .....	37-37	140	34	54	.386	8	1	5	22	.79	.564	7	18-24	.453
Recuenco .....	56-56	207	49	74	.357	10	0	1	24	.87	.420	28	17-22	.444
M. Pelley .....	55-55	197	45	66	.335	7	1	2	49	.81	.411	19	8-10	.421
McKinnon .....	55-55	185	35	59	.319	11	0	4	26	.82	.443	17	11-15	.393
Fletcher .....	54-52	196	37	62	.316	12	1	11	50	109	.556	18	1-2	.377
A. Pelley .....	56-56	208	47	64	.308	11	1	0	36	.77	.370	29	10-11	.421
Kinney .....	41-31	109	21	31	.284	4	0	5	20	.50	.459	14	2-2	.363
Hotzak .....	36-36	135	13	37	.274	11	0	2	22	.54	.400	7	0-0	.310
Maddux .....	39-30	112	19	30	.268	6	1	3	28	.47	.420	19	1-1	.372
Simmons .....	25-12	49	9	13	.265	0	0	0	5	.13	.265	7	1-2	.351
Dice .....	40-34	114	20	28	.246	4	1	2	11	.40	.351	12	9-11	.323
Thomas .....	40-32	128	12	30	.234	5	0	1	13	.38	.297	6	1-1	.274
Craven .....	27-12	52	7	10	.192	3	0	0	4	.13	.250	6	1-2	.300
Hart .....	6-6	18	2	3	.167	0	0	1	2	.6	.333	3	0-0	.318
<b>AASU .....</b>	<b>56-56</b>	<b>1850</b>	<b>350</b>	<b>561</b>	<b>.303</b>	<b>92</b>	<b>6</b>	<b>37</b>	<b>312</b>	<b>776</b>	<b>.419</b>	<b>192</b>	<b>80-103</b>	<b>.383</b>
<b>Opponents ...</b>	<b>56-56</b>	<b>1816</b>	<b>278</b>	<b>447</b>	<b>.246</b>	<b>109</b>	<b>6</b>	<b>24</b>	<b>228</b>	<b>640</b>	<b>.352</b>	<b>173</b>	<b>41-66</b>	<b>.320</b>

## Pitching

NAME	G-GS	CG	W-L	S	ERA	IP	H	R	ER	BB	K	AB	BAA
Shelnutt .....	26-0	0	2-3	4	1.17	30.2	22	14	4	8	29	115	.191
Ferrara .....	13-11	0	3-2	0	2.66	50.2	43	22	15	31	51	186	.231
Tallent .....	24-0	0	0-4	4	3.02	47.2	39	28	16	14	40	180	.217
Hart .....	19-0	0	2-1	3	3.05	38.1	42	22	13	14	38	157	.268
Barriger .....	16-16	3	6-4	0	3.19	93.0	75	48	33	34	77	337	.223
Boyd .....	14-10	2	5-6	0	3.38	72.0	82	38	27	11	60	286	.287
Troop .....	13-3	0	4-0	0	3.38	32.0	33	19	12	5	26	124	.266
Dobyns .....	16-16	1	6-6	0	4.31	94.0	82	61	45	45	72	354	.232
Grass .....	10-0	0	1-1	0	9.88	13.2	23	20	15	9	8	58	.397
Fletcher .....	4-0	0	0-0	0	10.80	5.0	6	6	6	2	6	19	.316
<b>AASU .....</b>	<b>56-56</b>	<b>6</b>	<b>29-27</b>	<b>11</b>	<b>3.51</b>	<b>477.0</b>	<b>447</b>	<b>278</b>	<b>186</b>	<b>173</b>	<b>407</b>	<b>1816</b>	<b>.246</b>
<b>OPP .....</b>	<b>56-56</b>	<b>6</b>	<b>27-29</b>	<b>9</b>	<b>5.36</b>	<b>465.0</b>	<b>561</b>	<b>350</b>	<b>277</b>	<b>192</b>	<b>336</b>	<b>1850</b>	<b>.303</b>

# 2005 Season Results



## 2005 AASU Baseball Season Results

DATE	DIV	W-L	PBC	REG.	SCORE	OPPONENT	PITCHER
1-31	II	1-0			7-2	Rockhurst	Barriger (W 1-0)
1-31	II	2-0			10-1	Rockhurst	Dobyns (W 1-0)
2-7	II	3-0		1-0	7-0	Anderson	Barriger (W 2-0)
2-7	II	4-0		2-0	11-0	Anderson	Dobyns (W 2-0)
2-8	II	5-0		3-0	8-7	Anderson	Boyd (W 1-0)
2-15	II	5-1	0-1	3-1	8-9	+Kennesaw State	Grass (L 0-1)
2-15	II	6-1	1-1	4-1	4-2	+Kennesaw State	Boyd (W 2-0)
2-16	II	7-1	2-1	5-1	4-3	+Kennesaw State	Grass (W 1-1)
2-20	II	8-1			7-6	&Florida Southern	Boyd (W 3-0)
2-21	II	9-1			17-5	&Missouri-St. Louis	Dobyns (W 3-0)
2-22	II	9-2			6-7	&Florida Southern	Tallent (L 0-1)
2-28	II	9-3			3-5	*Queens (NY)	Hart (L 0-1)
2-28	II	10-3			17-3	*Queens (NY)	Dobyns (W 4-0)
2-29	II	11-3			8-3	*Queens (NY)	Ferrara (W 1-0)
3-1	II	11-4			2-3	*NW Missouri State	Boyd (L 3-1)
3-3	II	11-5			2-3	*NW Missouri State	Tallent (L 0-2)
3-4	II	12-5			9-2	*NW Missouri State	Barriger (W 3-0)
3-6	II	13-5			13-0	*Dowling	Hart (W 1-1)
3-7	II	14-5			9-6	*Concord (WV)	Boyd (W 4-1)
3-8	II	15-5			12-7	*SIU Edwardsville	Dobyns (W 5-0)
3-9	II	16-5			4-3	*Wayne State (Neb)	Shelnutt (W 1-0)
3-11	II	16-6			3-6	*Kutztown	Tallent (L 0-3)
3-13	II	16-7	2-2	5-2	5-6	+at Augusta State	Boyd (L 4-2)
3-14	II	16-8	2-3	5-3	8-9	+at Augusta State	Dobyns (L 5-1)
3-14	II	16-9	2-4	5-4	9-11	+at Augusta State	Barriger (L 3-1)
3-16	II	17-9			12-3	*Wisconsin-Parkside	Troop (W 1-0)
3-18	II	17-10			4-7	*Central Missouri State	Ferrara (L 1-1)
3-20	II	17-11	2-5	5-5	3-7	+North Florida	Boyd (L 4-3)
3-20	II	17-12	2-6	5-6	2-6	+North Florida	Barriger (L 3-2)
3-21	II	17-13	2-7	5-7	2-6	+North Florida	Dobyns (L 5-2)
3-23	II	18-13			10-9	*Southern Conn. State	Shelnutt (W 2-0)
3-24	II	19-13			3-0	*Southern Conn. State	Ferrara (W 2-1)
3-27	II	20-13	3-7	6-7	8-3	+at Lander	Dobyns (W 6-2)
3-28	II	20-14	3-8	6-8	3-4	+at Lander	Shelnutt (L 2-2)
3-28	II	21-14	4-8	7-8	4-3 (8 inn.)	+at Lander	Barriger (W 4-2)
3-30	II	22-14			8-4	Valdosta State	Ferrara (W 3-1)
4-3	II	23-14	5-8	8-8	12-8	+USC Spartanburg	Troop (W 2-0)
4-3	II	24-14	6-8	9-8	9-7	+USC Spartanburg	Barriger (W 5-2)
4-4	II	25-14	7-8	10-8	5-3	+USC Spartanburg	Boyd (W 5-3)
4-9	II	25-15	7-9	10-9	3-5	+at Francis Marion	Shelnutt (L 2-2)
4-10	II	25-16	7-10	10-10	2-5	+at Francis Marion	Boyd (L 5-4)
4-10	II	26-16	8-10	11-10	2-0	+at Francis Marion	Barriger (W 6-2)
4-14	II	26-17			11-11	Pfeiffer	Tallent (L 0-4)
4-17	II	26-18	8-11	11-12	2-3	+at Columbus State	Dobyns (L 6-3)
4-18	II	26-19	8-12	11-13	6-14	+at Columbus State	Boyd (L 5-5)
4-18	II	26-20	8-13	11-14	4-7	+at Columbus State	Barriger (L 6-3)
4-20	II	27-20			8-4	at Valdosta State	Troop (W 3-0)
4-24	II	27-21	8-14	11-15	3-16	+GC&SU	Dobyns (L 6-4)
4-25	II	28-21	9-14	12-15	5-4	+GC&SU	Troop (W 4-0)
4-25	II	28-22	9-15	12-16	0-2	+GC&SU	Barriger (L 6-4)
4-30	II	28-23	9-16	12-17	3-5	+UNC Pembroke	Dobyns (L 6-5)
5-1	II	28-24	9-17	12-18	3-5	+UNC Pembroke	Ferrara (L 3-2)
5-1	II	28-25	9-18	12-19	3-5 (9 inn.)	+UNC Pembroke	Shelnutt (L 2-3)
5-7	II	28-26	9-19	12-20	2-3	+at USC Aiken	Dobyns (L 6-6)
5-8	II	29-26	10-19	13-20	16-6	+at USC Aiken	Hart (W 2-1)
5-8	II	29-27	10-20	13-21	5-6	+at USC Aiken	Boyd (L 5-6)

& = 2004 Diamond Classic; \* = 2004 Savannah Invitational; + = Peach Belt Conference

AASU began the 2004 season 9-1 and ascended to No. 3 in the Top 25 rankings







# Final Collegiate Baseball DII Polls

## 1988

1. Florida Southern
2. Cal. St.-Sacramento
3. Jacksonville State
4. **Armstrong State**
5. New Haven
6. Lewis
7. Tampa
8. Columbus
9. Delta State
10. Cal. Poly-Pomona
11. Mankato State
12. Central Missouri St.
13. Mansfield
14. Troy State
15. Indiana (Pa.)
16. Lowell
17. UC Riverside
18. St. Thomas
19. Quinnipiac
20. Cal. Poly-SLO
21. Slippery Rock
22. Norfolk State
23. CS Chico
24. St. Joseph's
25. Eckerd
26. CS Los Angeles
27. Florida Atlantic
28. SIU-Edwardsville
29. Adelphi
30. Kentucky Wesleyan

## 1990

1. **Armstrong State**
2. New Haven
3. Florida Southern
4. Indiana (Pa.)
5. SIU-Edwardsville
6. Tampa
7. UC Davis
8. CS Northridge
9. Lewis
10. Rollins
11. Norfolk State
12. Sacred Heart
13. UC Riverside
14. Central Missouri St.
15. Missouri Southern
16. Troy State
17. Columbus
18. Jacksonville State
19. South Dakota State
20. Mankato State
21. Northern Kentucky
22. Ferris State
23. Philadelphia Textile
24. American Int'l
25. Merrimack
26. North Alabama
27. Sonoma State
28. NW Missouri State
29. Chapman
30. Florida Atlantic

## 1992

1. Tampa
2. Mansfield
3. Florida Southern
4. Cal. Poly-SLO
5. Missouri Southern
6. USC Aiken
7. Lewis
8. **Armstrong State**
9. UC Riverside
10. Livingstone
11. North Alabama
12. Shippensburg
13. Florida Tech
14. Southern Indiana
15. Missouri-St. Louis
16. Sonoma State
17. Sacred Heart
18. Columbus
19. SIU-Edwardsville
20. Longwood
21. South Dakota State
22. Valdosta State
23. Springfield
24. UC Davis
25. Troy State
26. Adelphi
27. Slippery Rock
28. St. Rose
29. Cameron
30. Florida Atlantic
- UT-Martin

## 1994

1. Central Missouri St.
2. Florida Southern
3. Lewis
4. Delta State
5. **Armstrong State**
6. Mansfield
7. UC Riverside
8. Springfield
9. UC Davis
10. North Florida
11. CS Dominguez Hills
- Tampa
- Central Oklahoma
- Georgia College
- Southern Indiana
- Edinboro
- Columbus
- Cal. Poly-SLO
- South Dakota State
- St. Rose
- Rollins
- Missouri-St. Louis
- Wingate
- Mercyhurst
- Southern Colorado
- North Alabama
- Jacksonville State
- Adelphi
- Grand Valley State
- New Haven

## 1989

1. **Armstrong State**
2. Jacksonville State
3. New Haven
4. Cal. Poly-SLO
5. Rollins
6. Central Missouri St.
7. Florida Southern
8. Lewis
9. North Alabama
10. Slippery Rock
11. Tampa
12. Cal. St.-Sacramento
13. Northern Kentucky
14. San Francisco State
15. Columbus
16. Mankato State
17. Delta State
18. SIU-Edwardsville
19. CS Northridge
20. Eckerd
21. Shippensburg
22. NW Missouri State
23. Troy State
24. Springfield
25. Bellarmine
26. West Georgia
27. Norfolk State
28. Adelphi
29. Metropolitan State
30. Southern Indiana

## 1991

1. Florida Southern
2. Jacksonville State
3. Delta State
4. UC Riverside
5. Mo. So. State
6. Longwood
7. SIU Edwardsville
8. Lewis
9. North Alabama
10. American Int'l.
11. Cal. Poly-SLO
12. **Armstrong State**
13. North Alabama
14. Troy State
15. Sonoma State
16. UMass Lowell
17. Slippery Rock
18. Regis
19. Florida Tech
20. Sacred Heart
21. Cal. Poly Pomona
22. Mercyhurst
23. Central Missouri St.
24. New Haven
25. Livingstone
26. USC Spartanburg
27. Lewis
28. CS Stanislaus
29. St. Cloud State
30. St. Joseph's

## 1993

1. Tampa
2. Cal. Poly-SLO
3. Troy State
4. Mansfield
5. USC Aiken
6. North Alabama
7. UC Davis
8. Missouri-St. Louis
9. Adelphi
10. Florida Atlantic
11. **Armstrong State**
12. Slippery Rock
13. Rollins
14. North Dakota
15. Florida Southern
16. Southern Indiana
17. Valdosta State
18. South Dakota State
19. Francis Marion
20. Jacksonville State
21. Cal. Poly Pomona
22. Springfield
23. New Haven
24. Mesa State
25. Central Missouri St.
26. Mankato State
27. Longwood
28. Emporia State
29. Sacred Heart
30. Lewis

## 1995

1. Florida Southern
2. Georgia College
3. Central Missouri St.
4. Valdosta State
5. North Alabama
6. Wingate
7. UC Riverside
8. Tampa
9. Bloomsburg
10. Kennesaw State
11. North Florida
- Ashland
13. Delta State
14. Missouri Southern
15. Mansfield
16. New Haven
17. UC Davis
18. Lewis
19. UMass Lowell
20. St. Joseph's
21. Barry
22. Mercyhurst
23. Columbus
24. San Francisco State
25. St. Rose
26. Saint Leo
27. South Dakota State
28. Missouri-St. Louis
29. Adelphi
30. SIU-Edwardsville



# Final Collegiate Baseball DII Polls



## 1996

1. Kennesaw State
2. St. Joseph's
3. Delta State
4. Tampa
5. Missouri-St. Louis
6. Adelphi
7. Columbus
8. Southern Colorado
9. Florida Southern
10. Mercyhurst
11. Abilene Christian
12. Shippensburg
13. Lewis
14. UC Riverside
15. Central Missouri St.
16. Alabama-Huntsville
17. Cal State Chico
18. Saint Leo
19. Mankato State
20. Lincoln Memorial
21. Mount Olive
22. North Alabama
23. Merrimack
24. Slippy Rock
25. CS Dominguez Hills
26. Wingate
27. New Haven
28. Fort Hays State
29. North Dakota State
30. Georgia College

## 1998

1. Tampa
2. Kennesaw State
3. West Georgia
4. Cal State Chico
5. Central Missouri St.
6. Alabama-Huntsville
7. St. Joseph's
8. SIU-Edwardsville
9. Barry
10. Delta State
11. North Alabama
12. Indianapolis
13. Millersville
14. Fort Hays State
15. Florida Southern
16. Mount Olive
17. Missouri-St. Louis
18. Columbus State
19. **Armstrong Atlantic**
20. Presbyterian
21. North Florida
22. New Haven
23. UMass Lowell
24. West Virginia State
25. A&M Kingsville
26. Slippy Rock
27. Sonoma State
28. Central Oklahoma
29. Saint Leo
30. Queens (N.Y.)  
Abilene Christian

## 2000

1. SE Oklahoma
2. Fort Hays State
3. North Florida
4. Cal State Chico
5. Delta State
6. Georgia C&SU  
Indianapolis
8. Slippy Rock
9. Central Missouri St.
10. Gardner-Webb
11. Florida Southern
12. Tampa
13. Rockhurst
14. Abilene Christian
15. Mount Olive
16. Millersville
17. Kennesaw State
18. North Alabama
19. Alabama-Huntsville
20. Montevallo
21. Quincy
22. Texas Wesleyan
23. Grand Canyon
24. Columbus State
25. **Armstrong Atlantic**
26. Saginaw Valley St.
27. Saint Leo
28. Saint Rose
29. Shippensburg
30. Minn.-St. Mankato  
West Virginia State

## 2002

1. Columbus State
2. Cal State Chico
3. Central Missouri St.
4. Delta State
5. Kennesaw State
6. UMass-Lowell
7. Abilene Christian
8. Ashland
9. Florida Southern
10. North Florida
11. Central Oklahoma
12. Kutztown
13. Tampa
14. GC&SU
15. Valdosta State
16. Rollins
17. Southern Arkansas
18. Alabama-Huntsville
19. Southern Colorado
20. USC Aiken
21. Northern Kentucky
22. Mesa State
23. North Alabama
24. Grand Canyon
25. Fort Hays State
26. Concordia (N.Y.)
27. Carson-Newman
28. Saginaw Valley State
29. Shepherd
30. Minn.-St. Mankato

## 1997

1. Cal State Chico
2. Central Oklahoma
3. Tampa
4. Kennesaw State
5. Florida Southern
6. Central Missouri St.
7. GC&SU
8. Mount Olive
9. SIU Edwardsville
10. Fort Hays State
11. North Florida
12. North Alabama
13. Quincy
14. Alabama-Huntsville
15. Mercyhurst
16. Elon
17. Mesa State
18. UC Riverside
19. Adelphi
20. Slippy Rock
21. Shepherd
22. Delta State
23. Saint Leo
24. Pittsburg State
25. West Georgia
26. UMass-Lowell
27. Indianapolis
28. Southern Colorado
29. Valdosta State
30. Mansfield

## 1999

1. Cal State Chico
2. Kennesaw State
3. West Virginia State
4. North Alabama
5. North Florida
6. Rockhurst
7. SE Oklahoma State
8. Carson-Newman
9. Florida Southern
10. **Armstrong Atlantic**
11. Alabama-Huntsville
12. Adelphi
13. Delta State
14. Mount Olive
15. Ashland
16. Quincy
17. Columbus State
18. Pittsburg State
19. Central Missouri St.
20. UMass-Lowell
21. Sonoma State
22. Saint Leo
23. Kutztown
24. Lander
25. Slippy Rock
26. St. Joseph's
27. Mesa State
28. Indianapolis
29. Abilene Christian
30. GC&SU  
Missouri-St. Louis  
Shippensburg

## 2001

1. St. Mary's (Tex.)
2. Central Missouri St.
3. North Florida  
Delta State
5. Tampa
6. Kennesaw State
7. Sonoma State
8. Alabama-Huntsville
9. Abilene Christian
10. GC&SU
11. SIU Edwardsville
12. Indianapolis
13. UMass-Lowell
14. Central Oklahoma
15. **Armstrong Atlantic**
16. Kutztown
17. Southern Arkansas
18. Lander
19. Saint Leo
20. Valdosta State
21. Florida Southern
22. Columbus State
23. Minn.-St. Mankato
24. Lenoir-Rhyne
25. NM Highlands
26. Southern Colorado
27. Slippy Rock
- Wayne State (Neb.)
- Missouri Southern
30. Mesa State  
Belmont Abbey  
CS San Bernardino  
Fort Hays State

## 2003

1. Central Missouri St.
2. Tampa
3. Kennesaw State
4. Delta State
5. North Florida
6. Florida Southern
7. Franklin Pierce
8. Abilene Christian
9. **Armstrong Atlantic**
10. Central Oklahoma
11. Grand Valley State
12. Slippy Rock
13. UC Davis
14. Sonoma State  
Missouri-St. Louis
16. Southeastern Okla.
17. Fort Hays State
18. Francis Marion
19. West Florida
20. Western Oregon
21. Southern Arkansas
22. Columbus State
23. Cal State Chico
24. UMass-Lowell
25. Indianapolis
26. Nova Southeastern
27. Lynn  
Rockhurst
29. Shippensburg
30. Southern Colorado



## 2004

1. Kennesaw State
2. St. Joseph's
3. Delta State
4. Tampa
5. Missouri-St. Louis
6. Adelphi
7. Columbus
8. Southern Colorado
9. Florida Southern
10. Mercyhurst
11. Abilene Christian
12. Shippensburg
13. Lewis
14. UC Riverside
15. Central Missouri St.
16. Alabama-Huntsville
17. Cal State Chico
18. Saint Leo
19. Mankato State
20. Lincoln Memorial
21. Mount Olive
22. North Alabama
23. Merrimack
24. Slippery Rock
25. CS Dominguez Hills
26. Wingate
27. New Haven
28. Fort Hays State
29. North Dakota State
30. Georgia College

## 2005 Collegiate Baseball Magazine NCAA Division II Preseason Poll

Rk	School	04 Record	Points	Prev
1.	Delta State	54-11	636	1
2.	Central Missouri State	57-8	616	3
	Florida Southern	35-22-1	616	11
4.	North Florida	41-18	596	7
5.	Rollins	48-12	586	4
6.	Kennesaw State	32-24	552	RV
7.	Cal State Chico	42-21-1	538	8
8.	Grand Valley State	46-16	532	2
9.	Columbus State	40-21	502	5
10.	Sonoma State	29-18	472	17
11.	Southern Arkansas	45-15	468	10
12.	Tampa	41-16	462	12
13.	Ashland	47-15	458	14
14.	Augusta State	38-18	456	19
15.	Mesa State	44-19	424	18
16.	St. Mary's (Texas)	42-16	398	22
17.	Shippensburg	43-12	386	21
18.	Colorado State-Pueblo	44-10-1	364	13
19.	GC&SU	32-22	326	29
20.	Valdosta State	33-26	316	30
21.	Kutztown	37-14	314	9
22.	Wayne State (Neb.)	44-18	302	27
23.	Franklin Pierce	32-22	290	RV
24.	Northern Kentucky	37-25	270	RV
25.	Abilene Christian	31-25	252	NR
26.	Bryant	40-17	236	6
27.	Mount Olive	37-15	230	25
28.	Wisconsin-Parkside	41-18	214	23
29.	Barry	34-21	166	NR
30.	Incarnate Word	40-17	162	20
31.	Southeastern Oklahoma	30-23	160	NR
32.	Lander	33-23	156	NR
33.	Slippery Rock	30-21	144	NR
34.	West Virginia State	40-16	114	26
35.	Alabama-Huntsville	36-17	86	24
36.	Northwest Missouri State	34-23	50	NR
37.	Quincy	34-26	22	NR
	North Alabama	34-20-1	22	NR
	Western Oregon	31-23	22	NR
	Mansfield	31-19	22	RV
	Tusculum	33-24	22	RV
	Emporia State	36-22	22	RV
	St. Anselm	30-22	22	RV

Also Receiving Votes: Regis 10, Winona State 8, Barton 8, Pfeiffer 6, Catawba 6, Southern Connecticut State 6, Central Oklahoma 6, Minnesota State-Mankato 4, St. Joseph's (Ind.) 2, Caldwell 2, Indianapolis 1, Nova Southeastern 1, Wingate 1, Carson-Newman 1, Rockhurst 1, West Chester 1, UMass-Lowell 1.



*Zach Shelnutt finished his four-year AASU career as the Pirates' all-time leader in saves with 17 and in games pitched with 85.*

# AASU Among Attendance Leaders



For a third-straight season, the Pirates ranked among the top drawing NCAA Division II teams in total attendance. AASU, who led the nation in total attendance in 2002 with 14,516 total fans coming to watch the Pirates, drew 7,886 fans for its 25 home dates in 2003 and brought in 7,266 fans during its 32 home dates in 2004.

The 7,266 total fans were the third-most in NCAA Division II behind only North Florida (11,929) and Delta State (9,089).

Besides North Florida and AASU, other Peach Belt Schools that ranked in the top attendance leaders included USC Aiken (5th, 7,058) and UNC Pembroke (20th, 4,389)

The Pirates will have 31 home dates in 2005, including 10 dates in the 2005 Savannah Invitational, and AASU hosts 12 different schools that are ranked in the 2005 *Collegiate Baseball* Preseason Division II Top 30 Poll at Pirate Field during the year.

3,115 fans watched the Pirates defeat the University of Georgia, 7-6, in 11 innings at the 2002 Memorial Health Diamond Classic on February 24, 2002.



## 2004 Division II Total Attendance Leaders

Team	Dates	Total Attendance	Average
North Florida	27	11,929	442
Delta State	23	9,089	395
<b>Armstrong Atlantic State</b>	<b>32</b>	<b>7,266</b>	<b>227</b>
Mesa State	24	7,163	298
USC Aiken	34	7,058	208
Central Missouri State	24	6,610	275
UC Davis	21	6,507	310
Saint Leo	25	6,454	258
Cal State Chico	17	6,204	365
Dallas Baptist	17	6,185	364

### Top Five All-Time DII Regular-Season Attendance Dates

- 3352, Mesa State (2) vs. Fort Hays State (5), May 2, 2003  
Suplizio Field, Grand Junction, Colo.
- 3115, **Armstrong Atlantic State (7) vs. Georgia (6) (11 inn.)**, Feb. 24, 2002  
**Grayson Stadium, Savannah, Ga.**
- 2949, Mesa State (8) vs. Southern Colorado (5), April 9, 2002  
Suplizio Field, Grand Junction, Colo.
- 2899, Mesa State (12) vs. Fort Hays State (6), April 20, 2001  
Suplizio Field, Grand Junction, Colo.
- 2536, Mesa State (12) vs. Colorado State-Pueblo (3), April 30, 2004  
Suplizio Field, Grand Junction, Colo.

The Pirates have had three PBC Pitchers of the Year since league play began in '92





# 2004 DII National Championships

## 2004 NCAA Division II Regional Recap

Region	Seed	Record	Team	Finish	Final Record
<b>South Atlantic</b>	1	39-15	North Florida	2	41-17
	2	40-12	Pfeiffer	3	41-14
	3	36-19	Columbus State	1	40-21
	4	38-16	Augusta State	4	38-18

**Results: May 13:** Columbus State 9, Pfeiffer 6. North Florida 9, Augusta State 6 (13). **May 14:** Pfeiffer 13, Augusta State 0. Columbus State 4, North Florida 2. North Florida 4, Pfeiffer 3. **May 15:** Columbus State 7, North Florida 6. **Columbus State advances.**

<b>South</b>	1	42-9	Rollins	1	48-12
	2	41-14	Tampa	4	41-16
	3	33-20-1	Florida Southern	2	35-22-1
	4	41-15	Catawba	3	42-17

**Results: May 13:** Florida Southern 6, Tampa 1. Catawba 4, Rollins 3. **May 14:** Rollins 4, Tampa 2. Florida Southern 9, Catawba 0. Rollins 6, Catawba 5. **May 15:** Rollins 6, Florida Southern 5 (13). Rollins 4, Florida Southern 3. **Rollins advances.**

<b>South Central</b>	1	47-10	Delta State	1	54-11
	2	42-14	St. Mary's (Texas)	4	42-16
	3	43-12	Southern Arkansas	2	45-14
	4	39-15	Incarnate Word	3	40-17

**Results: May 15:** Southern Arkansas 10, St. Mary's 7. Delta State 5, Incarnate Word 4. Incarnate Word 9, St. Mary's 3. Delta State 6, Southern Arkansas 5. **May 16:** Southern Arkansas 17, Incarnate Word 14. Delta State 24, Southern Arkansas 2. **Delta State advances.**

<b>North Atlantic</b>	1	42-10	Shippensburg	3	43-12
	2	38-14	West Virginia State	2	40-16
	3	34-14	Kutztown	1	37-16
	4	36-10-2	West Chester	4	36-12-2

**Results: May 13:** Kutztown 13, West Virginia State 2. Shippensburg 2, West Chester 1. **May 14:** West Virginia State 9, West Chester 8. Kutztown 2, Shippensburg 1 (10). **May 15:** West Virginia State 9, Shippensburg 6. Kutztown 6, West Virginia State 4 (10). **Kutztown advances.**

<b>Northeast</b>	1	36-14	Bryant	1	40-17
	2	26-14	Caldwell	3	27-16
	3	30-20	Saint Anselm	4	30-22
	4	31-15	Dowling	2	34-17

**Results: May 13:** Bryant 4, Dowling 0. Caldwell 2, Saint Anselm 1. **May 14:** Dowling 11, Saint Anselm 7. Bryant 16, Caldwell 5. Dowling 10, Caldwell 6. **May 15:** Dowling 14, Bryant 4. Bryant 4, Dowling 2. **Bryant advances.**

<b>North Central</b>	1	45-13	Ashland	2	47-15
	2	39-14	Grand Valley State	1	46-16
	3	40-16	Wisconsin-Parkside	3	41-18
	4	37-23	Northern Kentucky	4	37-25

**May 13:** Wisconsin-Parkside 16, Grand Valley State 7. Ashland 5, Northern Kentucky 1. **May 14:** Grand Valley State 7, Northern Kentucky 4. Ashland 8, Wisconsin-Parkside 4. Grand Valley State 10, Wisconsin-Parkside 5. **May 16:** Grand Valley State 5, Ashland 2. Grand Valley State 12, Ashland 3. **Grand Valley State advances.**

<b>Central</b>	1	51-6	Central Missouri State	1	57-8
	2	42-16	Wayne State (Neb.)	2	44-18
	3	35-20	Emporia State	3	36-22
	4	37-16	North Dakota	4	37-18

**Results: May 14:** Wayne State 14, Emporia State 3. Central Missouri State 18, North Dakota 0. **May 15:** Emporia State 5, North Dakota 3. Central Missouri State 9, Wayne State 1. Wayne State 5, Emporia State 0. **May 16:** Central Missouri State 22, Wayne State 2. **Central Missouri State advances.**

<b>West</b>	1	43-8-1	Colorado State-Pueblo	3	44-10-1
	2	39-19-1	Cal State Chico	1	42-21-1
	3	44-17	Mesa State	4	44-19
	4	37-26	Sonoma State	2	39-28

**Results: May 13:** Cal State Chico 11, Mesa State 5. Colorado State-Pueblo 13, Sonoma State 3. **May 14:** Sonoma State 4, Mesa State 2. Cal State Chico 16, Colorado State-Pueblo 0. Sonoma State 6, Colorado State-Pueblo 5 (12). **May 17:** Cal State Chico 4, Sonoma State 1. **Cal State Chico advances.**



## NCAA 2004 Division II Baseball National Championship Results

**Montgomery,  
Alabama  
May 22-29**

**Hosted by  
Valdosta State  
University**

**Saturday, May 22**

Bryant 11, Rollins 3  
Grand Valley St. 2, CS Chico 1 (12)

**Sunday, May 23**

Columbus State 10, Kutztown 8  
Delta State 6, CMSU 5 (10)

**Monday, May 24**

Rollins 10, CS Chico 3  
Grand Valley St. 5, Bryant 2

**Tuesday, May 25**

CMSU 7, Kutztown 3  
Delta State 14, Columbus State 5

**Wednesday, May 26**

CMSU 14, Bryant 3  
Rollins 11, Columbus State 10

**Thursday, May 27**

CMSU 12, Delta State 9  
Grand Valley St. 11, Rollins 4

**Friday, May 28**

Delta State 10, CMSU 9

**Saturday, May 29  
Championship**

Delta State 12, Grand Valley St. 8



*The Pirates led the Peach Belt in team ERA and scoring from 1992 to 1994*



## 2004 NCAA Division II All-America Teams

Pos.	First Team	Second Team	Third Team
1B	Tim Richt Wayne State (Neb.)	Tom Everidge Sonoma State	Bobby Beeson Southern Arkansas
2B	Kevin Sewell Quincy	Matt Baker Catawba	Brandon Burgess Sonoma State
3B	Matt Levering Regis	Mark Broome Delta State	Jeff Robbins Pfeiffer
SS	Robert Morgan Valdosta State	David Yount Wingate	Jeremiah Piepkorn North Dakota State
INF	Joe Dimberger Mesa State	Dennis Blackmon Barton	Toby Rice North Dakota State
C	Eric Cavers Franklin Pierce	Charlie Drummond Shepherd	Danny Cummins Colorado State-Pueblo
OF	Jud Thigpen Delta State	Kevin White Presbyterian	Aharon Eggleston Southern Arkansas
OF	Larry Pittmon Columbus State	Brandon Cornell Ashland	Mickey Ryan Bryant
OF	Francisco Leandro Central Missouri State	Todd Morben Regis	Deacon Burns Northern State
OF	Tony Wittmus Colorado State-Pueblo	Chad Stecker Shippensburg	Jeff Bieker Fort Hays State
DH	Chris Reed Delta State	Steve Parrish Mount Olive	Jason Crawford Mesa State
P	Evan Englebrook Shippensburg	Travis Stanton North Florida	Derrick Moeves Northern Kentucky
P	Garrett Murdy Texas A&M-Kingsville	Steve Edsall Rollins	J.J. Scheving North Dakota
P	Steve Sharpe Central Missouri State	Shawn Martinez Colorado State-Pueblo	Jeff Wigdahl St. Mary's (Texas)
P	Steve Sloan Bryant	Matt Rafeld Grand Valley State	Randy Dicken Shippensburg
RP	Brian Baker Columbus State	Nick Burger Cal State Chico	Justin Boza Tampa

**DII National Player of the Year:** Jud Thigpen, Delta State

**DII National Pitcher of the Year:** Garrett Murdy, Texas A&M-Kingsville

## NCAA Division II Region Coaches of the Year

**North Atlantic:** Chris Blum, Kutztown

**North Central:** Steve Lyon, Grand Valley St.

**South Central:** Mike Kinnison, Delta State

**South:** Bob Rikeman, Rollins

**Northeast:** Jon Sjogren, Bryant

**Central:** Darin Hendrickson, Central Missouri State

**South Atlantic:** Greg Appleton, Columbus State

**West:** Lindsay Meggs, Cal State Chico

**DII National Coach Of The Year:** Mike Kinnison, Delta State

# 2004 South Atlantic Region Team

## First Team

Pos.	Name	School
1B	Joey Russell	North Florida
2B	David Walton	Lander
3B	Jeff Robbins	Pfeiffer
SS	Brian York	Pfeiffer
INF	Dennis Blackmon	Barton
C	Sam Barth	Augusta State
OF	Larry Pittmon	Columbus State
OF	Jeff Millsaps	North Florida
OF	Jamie Langham	GC&SU
OF	Jamie Tucker	Pfeiffer
DH	Steve Parrish	Mount Olive
P	Travis Stanton	North Florida
P	Erin Jones	Francis Marion
P	David Wilson	Lander
P	Chris Nall	Pfeiffer
RP	Brian Baker	Columbus State

## Second Team

Pos.	Name	School
1B	Chris Sligh	Coker
2B	Zach Greene	Pfeiffer
3B	Bradley Key	USC Aiken
SS	Bennett Mayfield	Augusta State
INF	Chris Nowak	USC Spartanburg
C	Craig Hurba	Mount Olive
OF	Scott Hendrix	Kennesaw State
OF	Darius Pullen	Limestone
OF	Adrian Colton	Kennesaw State
OF	Bryant Parnell	Pfeiffer
DH	Kevin Gergel	Kennesaw State
P	Ricky Duke	Mount Olive
P	Brandon Durden	GC&SU
P	Brian Borbett	Mount Olive
P	David Riviera	Augusta State
RP	Richie Jackson	Erskind

### South Atlantic Region Position Player of the Year

Larry Pittmon, Columbus State

### South Atlantic Region Pitcher of the Year

Travis Stanton, North Florida

### South Atlantic Region Coach of the Year

Greg Appleton, Columbus State

## NCAA II Regional Seedings, 1988-1991

### 1988

#### South Atlantic

- 1-Armstrong State
- 2-Columbus
- 3-Norfolk State
- 4-Kentucky Wesleyan

#### South

- 1-Florida Southern
- 2-Tampa

#### South Central

- 1-Delta State
- 2-Central Missouri
- 3-Troy State
- 4-Jacksonville State

#### Northeast

- 1-U. Mass.-Lowell
- 2-Quinnipiac
- 3-New Haven
- 4-Mansfield

#### North Central

- 1-Indiana (PA)
- 2-Mankato State
- 3-St. Joseph's (IN)
- 4-Lewis

#### West

- 1-Cal. State-Sacramento
- 2-Cal. Poly-Pomona

### 1989

#### South Atlantic

- 1-Armstrong State
- 2-Northern Kentucky
- 3-Bellarmine

#### South

- 1-Florida Southern
- 2-Tampa
- 3-Rollins

#### South Central

- 1-North Alabama
- 2-Jacksonville State
- 3-Delta State

#### North Atlantic

- 1-Slippery Rock
- 2-Norfolk State
- 3-Shippensburg

#### Northeast

- 1-New Haven
- 2-Springfield
- 3-Adelphi

#### North Central

- 1-Lewis
- 2-Mankato State
- 3-Southern Indiana

#### Central

- 1-Central Missouri
- 2-SIU-Edwardsville
- 3-N. W. Missouri State

#### West

- 1-Cal. State-Sacramento
- 2-Cal. Poly-San Luis Obispo
- 3-San Francisco State

### 1990

#### South Atlantic

- 1-Armstrong State
- 2-Columbus
- 3-Northern Kentucky

#### South

- 1-Florida Southern
- 2-Rollins
- 3-Tampa

#### South Central

- 1-Jacksonville State
- 2-Troy State
- 3-Missouri Southern State

#### North Atlantic

- 1-Indiana (PA)
- 2-Philadelphia Textile
- 3-Norfolk State

#### Northeast

- 1-New Haven
- 2-Sacred Heart
- 3-Merimack

#### North Central

- 1-Lewis
- 2-Mankato State
- 3-Ferris State

#### Central

- 1-SIU-Edwardsville
- 2-Central Missouri
- 3-South Dakota State

#### West

- 1-Cal. State-Northridge
- 2-UC-Riverside
- 3-UC-Davis

### 1991

#### South Atlantic

- 1-Armstrong State
- 2-Longwood
- 3-North Alabama

#### South

- 1-Florida Southern
- 2-Tampa
- 3-Florida Tech

#### South Central

- 1-Delta State
- 2-Jacksonville State
- 3-Troy State

#### North Atlantic

- 1-Slippery Rock
- 2-Mercyhurst
- 3-Shippensburg

#### Northeast

- 1-American International
- 2-U. Mass.-Lowell
- 3-Sacred Heart

#### North Central

- 1-St. Joseph's (IN)
- 2-St. Cloud
- 3-SIU-Edwardsville

#### Central

- 1-Missouri Southern State
- 2-Central Missouri
- 3-Regis (CO)

#### West

- 1-Cal. Poly-San Luis Obispo
- 2-Sonoma State
- 3-UC-Riverside

# NCAA II Regional Seedings, 1992-1999



## 1992

### South Atlantic

- 1-Armstrong State
- 2-USC Aiken
- 3-Florida Tech

### South

- 1-Florida Southern
- 2-Tampa
- 3-Valdosta State

### South Central

- 1-Livingston
- 2-North Alabama
- 3-Columbus

### North Atlantic

- 1-Mansfield
- 2-Longwood
- 3-Shippensburg

### Northeast

- 1-Sacred Heart
- 2-Adelphi
- 3-Springfield

### North Central

- 1-Lewis
- 2-Southern Indiana
- 3-South Dakota State

### Central

- 1-Missouri Southern State
- 2-SIU-Edwardsville
- 3-Missouri-St. Louis

### West

- 1-Cal. Poly-San Luis Obispo
- 2-Sonoma State
- 3-UC-Riverside

## 1993

### South Atlantic

- 1-USC Aiken
- 2-Armstrong State
- 3-Francis Marion

### South

- 1-Tampa
- 2-Florida Atlantic
- 3-Rollins

### South Central

- 1-North Alabama
- 2-Troy State
- 3-Valdosta State

### North Atlantic

- 1-Slippery Rock
- 2-Mansfield
- 3-Longwood

### Northeast

- 1-New Haven
- 2-Springfield
- 3-Adelphi

### North Central

- 1-Southern Indiana
- 2-South Dakota State
- 3-North Dakota

### Central

- 1-Emoria State
- 2-Mesa State
- 3-Missouri-St. Louis

### West

- 1-UC-Davis
- 2-Cal. Poly-San Luis Obispo
- 3-Cal. Poly-Pomona

## 1994

### South Atlantic

- 1-Armstrong State
- 2-USC Aiken
- 3-Florida Tech

### South

- 1-Florida Southern
- 2-Tampa
- 3-Valdosta State

### South Central

- 1-Livingston
- 2-North Alabama
- 3-Columbus

### North Atlantic

- 1-Mansfield
- 2-Longwood
- 3-Shippensburg

### Northeast

- 1-Sacred Heart
- 2-Adelphi
- 3-Springfield

### North Central

- 1-Lewis
- 2-Southern Indiana
- 3-South Dakota State

### Central

- 1-Missouri Southern State
- 2-SIU-Edwardsville
- 3-Missouri-St. Louis

### West

- 1-Cal. State-San Luis Obispo
- 2-Sonoma State
- 3-UC-Riverside

## 1995

### South Atlantic

- 1-Kennesaw State
- 2-Wingate
- 3-Georgia College

### South

- 1-North Florida
- 2-Florida Southern
- 3-Tampa

### South Central

- 1-Valdosta State
- 2-Delta State
- 3-North Alabama

### North Atlantic

- 1-Mansfield
- 2-Mercyhurst
- 3-Bloomsburg

### Northeast

- 1-U. Mass-Lowell
- 2-St. Rose
- 3-New Haven

### North Central

- 1-St. Joseph's (IN)
- 2-Ashland (OH)
- 3-Lewis

### Central

- 1-Central Missouri
- 2-Missouri Southern
- 3-South Dakota State

### West

- 1-UC-Riverside
- 2-San Francisco State
- 3-UC-Davis

## 1996

### South Atlantic

- 1-Kennesaw State
- 2-Columbus State
- 3-Mount Olive

### South

- 1-Florida Southern
- 2-Tampa
- 3-St. Leo

### South Central

- 1-Delta State
- 2-Abilene Christian
- 3-Wingate

### Northeast

- 1-New Haven
- 2-Adelphi
- 3-Merrimack

### North Central

- 1-St. Joseph's (IN)
- 2-Mercyhurst
- 3-Lewis

### West

- 1-UC Riverside
- 2-Southern Colorado
- 3-Cal. State Chico

### Central

- 1-Central Missouri State
- 2-Missouri-St. Louis
- 3-Mankato State

### North Atlantic

- 1-Shippensburg
- 2-Slippery Rock
- 3-West Virginia Wesleyan

## 1997

### South Atlantic

- 1-Kennesaw State
- 2-Mount Olive
- 3-Georgia Col.&St.

### South

- 1-Tampa
- 2-Florida Southern
- 3-North Florida

### South Central

- 1-North Alabama
- 2-Central Oklahoma
- 3-Elon

### North Atlantic

- 1-Shepherd
- 2-Mansfield
- 3-Slippery Rock

### Northeast

- 1-Adelphi
- 2-St. Rose
- 3-Mass-Lowell

### North Central

- 1-Mercyhurst
- 2-SIU-Edwardsville
- 3-Quincy

### Central

- 1-Central Missouri State
- 2-Mankato State
- 3-Pittsburg State

### West

- 1-Cal. State Chico
- 2-Fort Hays State
- 3-Mesa State

## 1998

### South Atlantic

- 1-Kennesaw State
- 2-Armstrong Atlantic
- 3-Mount Olive
- 4-Columbus State

### South

- 1-Tampa
- 2-Presbyterian
- 3-Barry
- 4-Florida Southern

### South Central

- 1-West Georgia
- 2-Texas A&M-Kingsville
- 3-Alabama-Huntsville
- 4-Tarleton State

### North Atlantic

- 1-Millersville
- 2-Slippery Rock
- 3-West Virginia State
- 4-West Liberty

### Northeast

- 1-Mass-Lowell
- 2-Queens
- 3-New Haven
- 4-Bryant

### North Central

- 1-SIU-Edwardsville
- 2-Missouri-St. Louis
- 3-Indianapolis
- 4-St. Joseph's

### Central

- 1-Central Missouri State
- 2-Winona State
- 3-Northern Colorado
- 4-Pittsburg State

### West

- 1-Fort Hays State
- 2-Cal. State LA
- 3-Cal. State Chico
- 4-Sonoma State

## 1999

### South Atlantic

- 1-North Florida
- 2-Mount Olive
- 3-Kennesaw State
- 4-Armstrong Atlantic

### South

- 1-Florida Southern
- 2-Carson-Newman
- 3-Saint Leo
- 4-Savannah State

### South Central

- 1-North Alabama
- 2-SE Oklahoma State
- 3-Delta State
- 4-Alabama-Huntsville

### North Atlantic

- 1-Kutztown
- 2-West Virginia State
- 3-Slippery Rock
- 4-Shippensburg

### Northeast

- 1-Mass-Lowell
- 2-Concordia
- 3-Adelphi
- 4-Merrimack

### North Central

- 1-Quincy
- 2-Ashland
- 3-Indianapolis
- 4-St. Joseph's

### Central

- 1-Central Missouri State
- 2-Minnesota State Mankato
- 3-Pittsburg State
- 4-Rockhurst

### West

- 1-Mesa State
- 2-Sonoma State
- 3-Cal. State Chico
- 4-Fort Hays State





# NCAA II Regional Seedings, 2000-2004

## 2000

### South Atlantic

- 1-North Florida
- 2-Mount Olive
- 3-GC&SU
- 4-Kennesaw State

### South

- 1-Tampa
- 2-Florida Southern
- 3-Gardner-Webb
- 4-Saint Leo

### South Central

- 1-Abilene Christian
- 2-Delta State
- 3-SE Oklahoma State
- 4-Alabama-Huntsville

### North Atlantic

- 1-West Virginia State
- 2-Shippensburg
- 3-Millersville
- 4-Slippery Rock

### Northeast

- 1-Mass-Lowell
- 2-Stonehill
- 3-Concordia
- 4-Saint Rose

### North Central

- 1-Mercyhurst
- 2-Saginaw Valley State
- 3-Ashland
- 4-Indianapolis

### Central

- 1-Central Missouri State
- 2-Rockhurst
- 3-Winona State
- 4-Minnesota State Mankato

### West

- 1-Cal. State Chico
- 2-Fort Hays State
- 3-Grand Canyon

## 2001

### South Atlantic

- 1-North Florida
- 2-Kennesaw State
- 3-GC&SU
- 4-Belmont Abbey

### South

- 1-Tampa
- 2-Lenoir-Rhyne
- 3-Wingate
- 4-Saint Leo

### South Central

- 1-Abilene Christian
- 2-Delta State
- 3-Central Oklahoma
- 4-Alabama-Huntsville

### North Atlantic

- 1-Kutztown
- 2-Slippery Rock
- 3-West Virginia State
- 4-Concord

### Northeast

- 1-Mass-Lowell
- 2-New Haven
- 3-Concordia
- 4-Southern Conn. State

### North Central

- 1-Indianapolis
- 2-Saginaw Valley State
- 3-SIU Edwardsville
- 4-Ashland

### Central

- 1-Central Missouri State
- 2-Wayne State
- 3-Minnesota State Mankato
- 4-Missouri Southern State

### West

- 1-Sonoma State
- 2-St. Mary's
- 3-Southern Colorado

## 2002

### South Atlantic

- 1-Kennesaw State
- 2-North Florida
- 3-Columbus State
- 4-GC&SU

### South

- 1-Tampa
- 2-Florida Southern
- 3-Carson-Newman
- 4-Rollins

### South Central

- 1-Abilene Christian
- 2-Delta State
- 3-Central Oklahoma
- 4-Valdosta State

### North Atlantic

- 1-West Virginia State
- 2-Shepherd
- 3-Kutztown
- 4-Mansfield

### Northeast

- 1-Concordia
- 2-Mass-Lowell
- 3-Bryant
- 4-Dowling

### North Central

- 1-Ashland
- 2-Northern Kentucky
- 3-Saginaw Valley State
- 4-Grand Valley State

### Central

- 1-Central Missouri State
- 2-Nebraska-Omaha
- 3-Minnesota State Mankato
- 4-Pittsburg State

### West

- 1-Cal State Chico
- 2-Southern Colorado
- 3-Mesa State
- 4-Grand Canyon

## 2003

### South Atlantic

- 1-North Florida
- 2-Armstrong Atlantic
- 3-Kennesaw State
- 4-Francis Marion

### South

- 1-Florida Southern
- 2-Tampa
- 3-Presbyterian
- 4-Tusculum

### South Central

- 1-Delta State
- 2-Central Oklahoma
- 3-Abilene Christian
- 4-SE Oklahoma State

### North Atlantic

- 1-Slippery Rock
- 2-West Chester
- 3-Shippensburg
- 4-Kutztown

### Northeast

- 1-Mass-Lowell
- 2-Dowling
- 3-Franklin Pierce
- 4-New Haven

### North Central

- 1-Missouri-St. Louis
- 2-Grand Valley State
- 3-Indianapolis
- 4-Ashland

### Central

- 1-Central Missouri State
- 2-Rockhurst
- 3-Northwest Missouri State
- 4-Minnesota-Duluth

### West

- 1-Sonoma State
- 2-Fort Hays State
- 3-Western Oregon
- 4-UC Davis

## 2004

### South Atlantic

- 1-North Florida
- 2-Pfeiffer
- 3-Columbus State
- 4-Augusta State

### South

- 1-Rollins
- 2-Tampa
- 3-Florida Southern
- 4-Catawba

### South Central

- 1-Delta State
- 2-St. Mary's (Texas)
- 3-Southern Arkansas
- 4-Incarnate Word

### North Atlantic

- 1-Shippensburg
- 2-West Virginia State
- 3-Kutztown
- 4-West Chester

### Northeast

- 1-Bryant
- 2-Caldwell
- 3-Saint Anselm
- 4-Dowling

### North Central

- 1-Ashland
- 2-Grand Valley State
- 3-Wisconsin-Parkside
- 4-Northern Kentucky

### Central

- 1-Central Missouri State
- 2-Wayne State (Neb.)
- 3-Emporia State
- 4-North Dakota

### West

- 1-Colorado State-Pueblo
- 2-Cal State Chico
- 3-Mesa State
- 4-Sonoma State



*The 1988 Armstrong State squad advanced to the NCAA Division II World Series and set NCAA Division II records for most grand slams in a season (9) and most home runs in an inning (5).*

# Winningest DII Teams (Since 1983)



## Wins (1983-2004)

1. Florida Southern	982
2. <b>Armstrong Atlantic State</b>	<b>909</b>
3. Southeastern Oklahoma St.	865
4. Delta State	851
5. Tampa	836
6. Kennesaw State	811
Central Missouri State	811
8. USC Aiken	806
9. Georgia College & State	805
Southern Arkansas	805
11. North Alabama	785
12. Columbus State	776
13. Lewis	766
14. Grand Canyon	762
15. Fort Hays State	738
16. Emporia State	729
17. North Florida	720
18. SIU-Edwardsville	705
19. Valdosta State	706
20. Montevallo	695

## Regional Appearances (1988-2004)

Tampa	16
Central Missouri State	15
Florida Southern	15
Delta State	12
<b>Armstrong Atlantic State</b>	<b>10</b>
New Haven	10
Slippery Rock	10
U. Mass.-Lowell	10
Kennesaw State	9
North Florida	9
Minnesota State Mankato	8
Shippensburg	8
Ashland	7
Cal State Chico	7
Columbus State	7
Lewis	7
Mansfield	7
North Alabama	7
Sonoma State	7
SIU-Edwardsville	7
Adelphi	6
Mercyhurst	6
St. Joseph's	6
* UC Riverside	6
Abilene Christian	5
Central Oklahoma	5
Colorado State-Pueblo	5
Fort Hays State	5
Georgia College & State	5
Grand Valley State	5
Indianapolis	5
Kutztown	5
Mesa State	5
Missouri St. Louis	5
Missouri Southern State	5
Mount Olive	5
Rollins	5

South Dakota State	5
UC Davis	5
West Virginia State	5
Alabama-Huntsville	4
Pittsburg State	4
Springfield	4
Southern Indiana	4
Saint Leo	4
St. Rose	4
Valdosta State	4
Wingate	4
* Troy State	4
* Jacksonville State	4
* Cal Poly SLO	4

## Region Top Seeds (1988-2004)

Central Missouri State	12
Florida Southern	9
U. Mass.-Lowell	7
Delta State	6
North Florida	6
Tampa	6
<b>Armstrong Atlantic State</b>	<b>5</b>
Kennesaw State	4
Lewis	4
North Alabama	4
New Haven	4
Slippery Rock	4
Abilene Christian	3
Cal State Chico	3
Mansfield	3
St. Joseph's	3
Columbus State	2
Indiana (PA)	2
Kutztown	2
Mercyhurst	2
Missouri Southern State	2

UC Davis	2
Shippensburg	2
SIU-Edwardsville	2
Sonoma State	2
West Virginia State	2
* Cal Poly SLO	2
* Sacramento State	2
* UC Riverside	2

## Series Appearances (1988-2004)

Central Missouri State	11
Tampa	8
CS Chico	5
Delta State	5
Florida Southern	5
Kennesaw State	5
Lewis	5
New Haven	5
Adelphi	4
SIU-Edwardsville	4
Slippery Rock	4
* Jacksonville State	4
<b>Armstrong Atlantic State</b>	<b>3</b>
Ashland	3
Columbus State	3
Kutztown	3
Mansfield	3
St. Joseph's	3
* Cal Poly SLO	3
Grand Valley State	2
U. Mass.-Lowell	2
Missouri Southern	2
Missouri St. Louis	2
North Florida	2
Rollins	2
Shippensburg	2
UC Davis	2
* UC Riverside	2

\* Denotes School Is Now Classified As NCAA Division I



The 1989 squad was the No. 1 seed in the South Region and advanced to the DII College World Series.



# AASU Teams In DII National Statistics

## AASU Rankings In DII National Statistics (from 1988)

### Batting

Year	Rank	Hits	At Bats	Avg.
1989	21st	654 (1st)	2035	.321
1990	4th	700 (2nd)	1956	.358
1992	27th	602 (3rd)	1906	.316
1993	4th	666 (2nd)	1971	.338
2001	17th	615 (14th)	1787	.344
2002	17th	641 (13th)	1890	.339

### Pitching

Year	Rank	G	IP	ER	ERA
1988	6th	54	477.2 (4th)	189	3.56
1989	3rd	60	514.2 (3rd)	168	2.94
1990	4th	56	490.2 (2nd)	157	2.88
1991	2nd	57	496.0 (2nd)	144	2.61
1992	1st	59	495.1 (3rd)	128	2.33
1993	2nd	59	502.0 (3rd)	150	2.69
1994	10th	66	567.2 (1st)	212	3.36
1995	17th	50	419.1 (20th)	159	3.41
1996	10th	54	511.0 (4th)	163	3.16
1998	8th	59	491.0 (4th)	226	4.14
1999	9th	56	469.2 (5th)	183	3.51
2000	17th	54	465.2 (10th)	199	3.85
2001	29th	53	442.2 (15th)	214	4.35
2002	20th	55	470.2 (13th)	195	3.73
2003	2nd	51	431.1 (20th)	130	2.71
2004	14th	56	477.0 (12th)	186	3.51

### Fielding

Year	Rank	PO	Assists	Errors	Pct.
1989	6th	1544	794	89	.963
1990	16th	1472	710	91	.960
1991	3rd	1488	705	78	.966
1992	4th	1486	627	79	.964
1993	10th	1506	721	92	.960
1994	28th	1703	711	118	.953
1997	6th	1444	639	85	.961
1998	22nd	1473	593	88	.959
1999	8th	1409	558	74	.964
2000	19th	1397	553	81	.960
2002	28th	1412	540	86	.958
2003	15th	1294	539	69	.964

### Scoring

Year	Rank	G	Runs	RPG
1988	1st	54	553 (2nd)	10.24
1989	2nd	60	541 (1st)	9.02
1990	1st	56	544 (1st)	9.71
1992	5th	59	502 (2nd)	8.51
1993	1st	59	565 (1st)	9.58
1994	14th	66	571 (3rd)	8.65
2002	39th	55	415 (23rd)	7.50

### Slugging Percentage

Year	Rank	G	AB	TB	Slg. Pct.
1990	5th	56	1956	1074 (1st)	.549
1992	10th	59	1906	967 (2nd)	.507
1993	4th	59	1971	1034 (2nd)	.525
1994	25th	66	2198	1071 (4th)	.487
2002	41st	55	1890	930 (13th)	.492

### Doubles

Year	Rank	G	2B	Avg.
1990	1st	56	140 (1st)	2.50
1992	2nd	59	140 (1st)	2.37
1993	7th	59	136 (1st)	2.31
1994	NR	66	123 (5th)	1.86
2000	t30th	54	115 (19th)	2.13

### Triples

Year	Rank	G	3B	Avg.
1990	4th	56	39 (1st)	0.70
1991	23rd	57	19 (10th)	0.33
1992	NR	59	18 (19th)	0.31
1993	31st	59	20 (6th)	0.34
1994	9th	66	38 (2nd)	0.58

### Home Runs

Year	Rank	G	HR	Avg.
1992	6th	59	63 (5th)	1.07
1993	10th	59	64 (3rd)	1.08
1994	NR	66	55 (12th)	0.83
2002	43rd	55	52 (30th)	0.95

### Stolen Bases

Year	Rank	G	SB-SBA	Avg.
1990	16th	56	125-160 (8th)	2.23
1991	18th	57	124-153 (6th)	2.18
1992	13th	59	142-169 (4th)	2.41
1993	NR	59	106-125 (13th)	1.80
1994	22nd	66	149-185 (10th)	2.26
2000	25th	54	110-138 (20th)	2.04

### Double Plays

Year	Rank	G	DP	Avg.
1990	22nd	56	45 (10th)	0.80
1993	21st	59	51 (7th)	0.86
1994	13th	66	65 (1st)	0.98
1997	9th	58	63 (4th)	1.09
2000	28th	54	48 (t21st)	0.89
2002	45th	55	45 (24th)	0.82

### Won-Loss Percentage

Year	Rank	W-L	Pct.
1988	5th	42-13	.764
1989	7th	43-17	.717
1990	2nd	47- 9	.839
1991	26th	36-21	.632
1992	5th	45-13	.771
1993	1st	45-13	.771
1994	11th	50-15	.765
1999	13th	42-14	.750
2000	31st	37-17	.685
2001	18th	38-15	.717
2003	18th	36-15	.706

### Wins

Year	Rank	Wins
1988	5th	42
1989	3rd	43
1990	3rd	47
1991	5th	36
1992	2nd	45
1993	1st	45
1994	3rd	50
1998	14th	38
1999	11th	42
2000	23rd	37
2001	19th	38
2003	t22nd	36

### AASU as NCAA II National Statistical Leaders:

- 1980 - Earned Run Average (2.23)
- 1988 - Final National Poll Ranking
- 1989 - Final National Poll Ranking
- 1989 - Most Runs (541)
- 1989 - Most Hits (654)
- 1990 - Runs, Average (9.71)
- 1990 - Most Runs (544)
- 1990 - Doubles, Average (2.50)
- 1990 - Most Doubles (140)
- 1990 - Most Triples (39)
- 1990 - Most Total Bases (1,074)
- 1992 - Most Doubles (140)
- 1992 - Earned Run Average (2.33)
- 1993 - Most Runs (565)
- 1993 - Runs, Average (9.58)
- 1994 - Most Double Plays (65)
- 2002 - Total Attendance (14,516)



AASU has been ranked in the top 30 in pitching in each of the last six years



## Hitting

### Batting

Year	Rank	Player	AB-Hits	Avg.
1990	33rd	Marv Ellis	79-195 (15th)	.405
1990	37th	Chad Armstrong	97-241 (4th)	.4025
1990	41st	Steve Russell	92-229 (15th)	.4017
1992	10th	Roman Miestowski	101-227 (2nd)	.445
2002	61st	David Harriman	94-228 (16th)	.412

### Runs Batted In

Year	Rank	Player	G	RBI	Avg.
1988	2nd	Mike Mitchener	53	82 (1st)	1.55
1992	3rd	Eric Chavez	59	82 (3rd)	1.39
1993	13th	John Booker	58	69 (3rd)	1.19
1993	16th	Chris Milisits	58	67 (4th)	1.16
1994	9th	Tony Kunka	65	86 (4th)	1.32
2002	22nd	David Harriman	55	69 (t11th)	1.25

### Home Runs

Year	Rank	Player	G	HR	Avg.
1988	12th	Mike Mitchener	53	16 (8th)	0.30
1992	3rd	Eric Chavez	59	21 (1st)	0.36
1993	26th	John Booker	58	15 (10th)	0.26
1994	NR	Tony Kunka	65	15 (9th)	0.23
1999	18th	Travis Oglesby	56	19 (t10th)	0.34

### Triples

Year	Rank	Player	G	3B	Avg.
1988	14th	Mike Mitchener	53	7 (7th)	0.13
1989	12th	Chad Armstrong	58	6 (7th)	0.10
1989	12th	Brad Squibb	58	6 (7th)	0.10
1990	6th	Chad Armstrong	56	9 (3rd)	0.16
1990	10th	Brad Squibb	56	8 (5th)	0.14
2002	32nd	Chris Boaent	55	6 (t15th)	0.11

### Doubles

Year	Rank	Player	G	2B	Avg.
1993	24th	Chris Milisits	58	22 (2nd)	0.38

### Runs

Year	Rank	Player	G	R	Avg.
1990	3rd	Chad Armstrong	56	77 (2nd)	1.38
1990	4th	Brad Squibb	56	75 (4th)	1.34
1992	14th	Roman Miestowski	58	72 (4th)	1.24
1993	9th	Steve Young	58	72 (1st)	1.24
1993	18th	Jay Sheppard	59	69 (2nd)	1.17

### Walks

Year	Rank	Player	G	BB	Avg.
1990	8th	Jeff Hanna	50	43 (9th)	0.86
1990	9th	Brad Squibb	56	48 (3rd)	0.86
1990	18th	Chad Armstrong	56	44 (8th)	0.79
1993	5th	Steve Young	58	63 (1st)	1.09
1993	8th	John Booker	58	55 (3rd)	0.95
1994	9th	Deron Spink	65	61 (1st)	0.94
1994	20th	Tony Kunka	65	55 (2nd)	0.85
1995	20th	Mark Todd	50	45 (11th)	0.90
1999	18th	Travis Oglesby	56	48 (t8th)	0.86
2003	20th	Stacy Bennett	51	38 (t15th)	0.75

### Slugging Percentage

Year	Rank	Player	AB	TB	Pct.
1992	11th	Eric Chavez	217	167 (2nd)	.770

### Stolen Bases

Year	Rank	Player	G	SB	Avg.
1988	9th	Calvain Culberson	54	42 (3rd)	0.78
1989	25th	Danny Moore	57	29 (13th)	0.51

## Pitching

### Earned Run Average

Year	Rank	Player	IP	ER	ERA
1989	4th	Chuck Thompson	89.2	18	1.81
1989	16th	Mike Ewing	52.0	13	2.25
1989	22nd	Bill Schmidt	41.1	11	2.40
1990	27th	Paul Krafft	80.2	22	2.45
1991	2nd	Bill Schmidt	60.1	9	1.34
1991	21st	Mark Ewing	76.1	18	2.12
1992	3rd	Daryle Gavlick	100.0	13	1.17
1992	29th	Craig Bradshaw	63.2	16	2.26
1993	8th	Daryll Boyd	80.1	16	1.79
1993	36th	Gregg Thomas	91.1	27	2.66
1993	49th	Larry Vrtiska	63.1	20	2.84
1994	43nd	Clint Brooks	86.0	26	2.72
1995	39th	Doug Louthan	62.2	17	2.44
1996	3rd	Jeff Agard	78.0	9	1.04
1998	7th	Jeremy Wedel	114.0	26	2.05
2002	63rd	Mike Roga	105.0	35	3.00
2003	51st	Curtis Morrison	82.2	24	2.61

### Strikeouts per 9 innings

Year	Rank	Player	IP	K's	Avg
1989	10th	Bill Schmidt	41.1	48	10.5
1989	14th	Mike Ewing	52.0	54	9.3
1990	15th	Rick Sawyer	71.1	76	9.6
1991	15th	Craig Bradshaw	77.2	82	9.5
1992	6th	Daryle Gavlick	100.0	124 (1st)	11.2
1993	13th	Daryll Boyd	80.1	88	9.9
1998	xxx	Jeremy Wedel	114.0	116 (4th)	xxx
2003	19th	Curtis Morrison	82.2	94	10.2

### Wins

Year	Rank	Player	W-L
1988	4th	Bill Gearhart	12-3
1990	17th	Paul Krafft	10-1
1992	5th	Daryle Gavlick	11-1
1992	16th	Craig Bradshaw	9-1
1994	10th	Larry Vrtiska	11-2
1998	14th	Jeremy Wedel	10-2
1999	t10th	Adam Bernero	11-3
2000	t21st	Jason Ackley	10-2
2002	t22nd	Mike Roga	10-4
2003	t3rd	Jon Dobyns	12-2
2003	t11th	Jeremy Olson	10-4

### Saves

Year	Rank	Player	Saves
1990	4th	Mike Ewing	8
1991	7th	Bill Schmidt	7
1991	17th	Jon Boonthe	5
1991	17th	Bret Donovan	5
1992	2nd	Russell Williams	8
1992	9th	Biddy Garza	6
1994	5th	Scot Donovan	8
1995	9th	Doug Louthan	8
1999	t3rd	Chris Humrich	10
2002	t33rd	Zach Shelnutt	6

### Pirates as NCAA II National Statistical Leaders:

- 1986 - Charlie Broad, 26 2B (yr)
- 1992 - Daryle Gavlick, 124 strikeouts (yr)
- 1993 - Steve Young, 72 runs (yr)
- 1993 - Steve Young, 63 walks (yr)
- 1994 - Deron Spink, 61 walks (yr)
- 1994 - Deron Spink, 30 hbp (yr)
- 2002 - David Harriman, 41-game hit streak (yr)

# AASU Athletic Hall of Famers



**Chad Armstrong (2000)**  
Two-time All-America in 1989 and 1990, Chad led the Pirates to two No. 1 rankings. The epitome of a leadoff hitter, Armstrong reached base in all 56 games the Pirates played in 1990.




**Charlie Broad (1995)**  
The first player to have his number retired (#13), Charlie concluded a four-year career in 1987 with 25 school records and still is the Pirates' all-time leader in career hits, runs scored and runs batted in.

**Tommy Bumgardner (1999)**

AASU's all-time leader in innings pitched, Tommy's 11 career shutouts are still the second most in NCAA Division II history. AASU's second baseball All-America honoree, Tommy pitched from 1973-76.



**Tommy & Bobby Cannon (2000)**



Two-sport stars (basketball) for the Pirates in 1966 and 1967, Tommy and Bobby were each All-Conference honorees in 1967.



**Chuck Christopher (2002)**  
AASU's all-time strikeout leader, Christopher pitched from 1985-1987, facing primarily Division I competition, and compiled a 27-9 career record. He still holds eight current AASU pitching records.



**Bill Gearhart (1997)**  
The only AASU player to be drafted twice, Bill pitched for the Pirates in 1987 and 1988, compiling a 22-3 career record. He was the Big South Conference's Pitcher of the year in 1987 when he went 10-0.


**Dana Harding (2001)**  
The Pirates' most decorated power hitter, Dana played in 1987 and 1988 and still holds the AASU record for most home runs in a career (39) and season (28). DII All-America honoree in 1988.



**Mark Mamalakis (2001)**  
A 16-year-old freshman in 1970, Mark played four years for the Pirates and was the team MVP in 1971 and an NAIA All-District player in 1973. He still holds the record for steals in one game (7).



**Steve McNeill (1998)**  
AASU's first All-America baseball player, Steve earned honorable mention All-America honors in 1973 and still holds the school record for best batting average in a single season (.451, 1972).



**Mike Mitchener (1996)**  
The highest draft pick ever in AASU history, Mitchener left the Pirates as a junior in 1988 after being taken in the third round by the Chicago White Sox. First-team DII All-America honoree in 1988 and his #25 was retired in 2004.

**Danny Sims (1995)**  
Two-sport star and President's Cup winner as a senior in 1968, leading the Pirates in hitting (.322). Danny played basketball and baseball while AASU made the transition from junior college to four-year school.



**Dr. Roy Sims (1996)**  
Long-time coach and administrator for Armstrong, Dr. Sims coached the baseball team from the late 50s to 1967, then served as the Athletic Director twice, from 1955-67 and 1977-86.



**Brad Squibb (2004)**  
Two-time All-America first baseman for the Pirates in 1989-90, Squibb helped the Pirates to two World Series appearances and still holds the NCAA record for total bases in a postseason game (15).



**Tony Yeomans (2003)**  
A four-year standout for the Pirates from 1981-84, Yeomans was a career .325 hitter who still holds six hitting records at AASU, including most games played and at-bats.

# Adam Bernero: AASU's First Major Leaguer



Adam Bernero joins his third different organization in three years in 2005 when the former Armstrong Atlantic staff ace reports to spring training in February as a member of the Atlanta Braves.

Filing for free agency after a 2004 campaign with the Colorado Rockies that saw Bernero shifted from the bullpen, to the rotation, then back to the bullpen and finally the minor leagues, Bernero will try to make the Braves staff in a stadium in which he pitched one of his best games as a professional.

On June 20th, 2000, Adam made his first professional start in the state of Georgia since leaving AASU at Turner Field. Bernero was up to the task, allowing five hits and one run in eight innings, matching future Hall of Famer Greg Maddux pitch-for-pitch, striking out four and walking none in a game that Atlanta would win in the bottom of the ninth, 3-2.

Bernero's meteoric rise to the majors took just 14 months after signing with Detroit following the 1999 NCAA DII Regional in Jacksonville.

His major league debut came on August 1, 2000, as he pitched 5.2 innings at Anaheim, in front of dozens of friends and family for the San Jose, Calif., native. Bernero held the Angels to five hits and two runs while striking out five, including the game's leadoff hitter, Darin Erstad. Adam made four starts for the Tigers and pitched in 12 games overall in 2000, then after spending most of the 2001 season in AAA Toledo following a shoulder injury, Bernero made it back into the bigs for five games of action in September.

Bernero has continued the AASU tradition of



success in the professional ranks, including 26 players advancing to the next level of baseball in the past seven seasons.

From 1999 through 2003, Bernero pitched in the major leagues with the Detroit Tigers. The 2003 season saw Bernero begin the year in the starting rotation, where he made 17 starts before the All-Star break, going 1-12 with a 6.08 ERA, but receiving the worst run support in the majors, getting only 2.50 runs per game. At the break, he was traded straight up for Ben Petrick, a catcher-outfielder for Colorado, and pitched in 31 games out of the bullpen, going 0-2 with a 5.23 ERA

and giving up just 33 hits in 32.2 innings pitched.

Bernero will have a shot at either the fifth starter slot for the Braves in 2005 or as a long reliever in Atlanta. The Braves have perennially had one of the best pitching staffs in the National League and have won the NL East each of the last 13 seasons.



## Adam Bernero's Career Major League Statistics

Year	GP-GS	W-L	Svs	CG	IP	H	R	ER	BB	SO	ERA
2000	12-4	0-1	0	0	34.1	33	18	16	13	20	4.19
2001	5-0	0-0	0	0	12.1	13	13	10	4	8	7.30
2002	28-11	4-7	0	0	101.2	128	74	70	31	69	6.20
2003	49-17	1-14	0	0	133.1	137	90	80	54	80	5.87
2004	16-2	1-1	0	0	32.3	36	20	20	17	21	5.57
<b>5 Years</b>	<b>110-34</b>	<b>6-23</b>	<b>0</b>	<b>0</b>	<b>314.0</b>	<b>347</b>	<b>215</b>	<b>203</b>	<b>119</b>	<b>198</b>	<b>5.82</b>

Of the 1999 professional signees, Bernero was the second quickest to the Majors

## Pirates Who Have Signed Professional Contracts

# - Still Active

! - Reached Major Leagues

1982 Warren Bachmann .....	Drafted by Atlanta	1996 Kenny Hook .....	Signed, Independent
1983 Keith Jones .....	Signed by Atlanta	Michael Kleinpeter .....	Signed, Independent
1984 Mike Smiciklas .....	Signed by Atlanta	1997 Scott Harrell .....	Signed by Cincinnati
1985 J.D. Scott .....	Signed by St. Louis	1998 Doug Sessions # .....	Drafted by Houston
1986 Mickey Peyton .....	Drafted by Pittsburgh	Jeremy Wedel # .....	Drafted by Philadelphia
Jim Falzone .....	Drafted by Milwaukee	Mark Copeland .....	Signed, Independent
1987 Bill Gearhart .....	Drafted by San Francisco	1999 Travis Oglesby # .....	Drafted by Arizona
1988 Calvin Culberson .....	Drafted by Atlanta	Chris Humrich .....	Drafted by Montreal
Bill Gearhart .....	Drafted by Houston	Adam Bernero # ! .....	Signed by Detroit
Mike Mitchener .....	Drafted by Chicago (AL)	Quinn Uzelman .....	Signed, Independent
1989 Mark Wagenhauser .....	Signed by Pittsburgh	2000 Kevin Bullard .....	Signed by Arizona
1990 Larry Owens .....	Drafted by Atlanta	Jason Olson # .....	Drafted by Los Angeles
Jeff Pasquale .....	Signed by St. Louis	Jimmy LaRose .....	Signed, Independent
Rick Sawyer .....	Signed by Cleveland	Ray Castillo .....	Signed, Independent
Steve Russell .....	Signed, Independent	2001 Bryan Beckmann .....	Signed, Independent
Darren Lynam .....	Signed, Independent	Haydn Chinn .....	Signed, Independent
1991 Bret Donovan .....	Signed by Boston	Ross Koenig .....	Signed by Detroit
John Crowther .....	Drafted by Toronto	Simon Stoner .....	Signed, Independent
1992 Eric Chavez .....	Signed by Baltimore	2002 Brian Allen # .....	Signed, Tampa Bay
Daryle Gavlick .....	Drafted by Chicago (NL)	David Harriman # .....	Drafted by Oakland
Craig Bradshaw .....	Signed by Atlanta	Stick Jordan .....	Drafted by Los Angeles
1993 John Booker .....	Signed, Independent	Kirk Nordness .....	Drafted by Oakland
Chris DeClue .....	Signed, Independent	Mike Roga .....	Drafted by Toronto
1994 Matt Chambers .....	Signed, Independent	2003 Josh Allan # .....	Signed, Florida
Scott Donovan .....	Drafted by Cleveland	Stacy Bennett # .....	Drafted by NY Mets
Scott DeHaven .....	Signed, Independent	Andrew Graham # .....	Drafted by Detroit
Tony Kunka .....	Signed, Independent	2004 Marcus Barriger # .....	Drafted, Tampa Bay
Chris Tidwell .....	Signed, Independent	Jon Dobyms # .....	Signed, Tampa Bay
1995 Richard Ernst .....	Signed by Texas	Zach Shelnett .....	Signed, Independent
Mike Hopper .....	Signed, Independent		
Sam DeAlba .....	Signed, Independent		
Doug Louthan .....	Signed, Independent		



**Calvin Culberson**

**Doug Sessions**



**Dustin McGowan**

**Jeremy Wedel**





# Savannah and Tybee Island



Historic Savannah, Georgia, is located on the Atlantic Coast, at the confluence of the Savannah River and the Atlantic Ocean. Throughout its history, there has been one adjective consistently used to describe Savannah: beautiful.

The reason? There's something about the unique beauty of Savannah that cannot be forgotten. Streets with canopies of moss-laden trees are honored venues for scores of historic homes. The town squares that Savannah's founding father, James Oglethorpe, laid out as public meeting places are now treasured "pocket parks" located throughout the downtown area.

A renovated waterfront area serves as the hub for shopping and entertainment. Nearby sandy beaches draw streams of visitors with persistent cool breezes and the endless lure of the rolling sea. Finally, there's an indescribable - but readily discernible - feeling in the air that pervades Savannah, a kind of "laid back" approach to the world, a "rootedness" that makes living or working in Savannah an experience second to none.

By way of affirmation, *Le Monde*, the leading French newspaper, called Savannah "the most beautiful city in North America."

Savannah has recently captured the imagination of a nation through its history and its appearance in several feature films, including "Glory," "Forrest Gump," "Something to Talk About," "Midnight In The Garden of Good and Evil" and the 2000 hit film "The Legend of Bagger Vance" starring Will Smith and Matt Damon. Also, Savannah hosted the yachting events of the 1996 Summer Olympics. As a result, tourism has become one of the leading industries in the area.

Savannah hosts over six million tourists each year. Tourism impacts the Savannah area by over \$634 million. The city boasts over 7,000 rooms and more than 100 restaurants as folks have



learned that Savannah is more than just a convenient rest stop on the interstate to Florida.

The climate of Savannah features warm, and sometimes hot, weather for most of the year. There are seven months in which the average temperature is 70 degrees or higher. The lowest average high is in January at 60.3 degrees.

The population in Savannah is roughly 130,000 and Chatham County is the fifth most populous county in the state of Georgia.

Savannah also sits centrally located to some of the southeast's finest beaches. Tybee Island, located less than 30 minutes from Armstrong


Atlantic State's campus, offers six miles of unspoiled sands, tempting seafood and gracious accommodations. Resort areas such as Hilton Head, South Carolina, are less than one hour away and provide even more relaxing getaway options.

Whether it's the lure of historical settings, the friendliness of a southern community or the beautiful climate of southeast Georgia, Savannah is the place for you.






# All-American Honor Roll




**Mike Mitchener**  
1988-1st Team-DH



**Bill Gearhart**  
1988-1st Team-P



**Dana Harding**  
1988-3rd Team-3B



**Calvin Culberson**  
1988-HM-OF



**Chad Armstrong**  
1989-1st Team-OF




**John Middlebrooks**  
1989-HM-C



**Steve Russell**  
1989-HM-2B



**Brad Squibb**  
1989-HM-1B



**Chuck Thompson**  
1989-HM-P



**Chad Armstrong**  
1990-2nd Team-OF




**Paul Krafft**  
1990-3rd Team-P




**Steve Russell**  
1990-3rd Team-2B




**Brad Squibb**  
1990-3rd Team-1B



**John Middlebrooks**  
1990-HM-3B




**Larry Owens**  
1990-HM-P




**Eric Chavez**  
1991-3rd Team-3B




**Bret Donovan**  
1991-HM-P



**Pete Richter**  
1991-HM-OF




**Bill Schmidt**  
1991-HM-P



**Eric Chavez**  
1992-1st Team-3B


# All-American Honor Roll



**Daryle Gavlick**  
1992-1st Team-P




**Roman Miestowski**  
1992-1st Team-1B




**Steve Young**  
1992-2nd Team-OF



**Chris Militsis**  
1993-2nd Team-C




**Scott DeHaven**  
1993-3rd Team-OF




**John Booker**  
1994-3rd Team-1B




**Steve Young**  
1993-HM-OF




**Daryll Boyd**  
1993-HM-P




**Larry Vrtiska**  
1993-HM-P




**Dave McLaughlin**  
1994-1st Team-OF



**Tony Kunka**  
1994-3rd Team-OF



**Chris Tidwell**  
1994-HM-P




**Doug Louthan**  
1995-HM-P




**Jeff Agard**  
1996-HM-P



**Jeremy Wedel**  
1998-3rd-P



**David Harriman**  
2002-1st-C



**Jon Dobyys**  
2003-1st-P

First-team All-American Roman Miestowski hit .445 with a school-record 101 hits in 1992, leading the Peach Belt Conference and becoming one of three first-team All-American players for the Pirates in their first season in the Peach Belt Conference.



# 2005 AASU Non-Conference Opponents



## Barry

**Location:** Miami Shores, FL  
**Enrollment:** 8,469  
**Nickname:** Buccaneers  
**Colors:** Red, Black & Silver  
**2004 Record:** 34-21  
**Sunshine State:** 11-10 / 4th  
**Head Coach:** Juan Romero  
**Phone:** (305) 899-3558  
**SID:** Dennis Jezek, Jr.  
**Phone:** (305) 899-3897  
**Fax:** (305) 899-3556  
**Web:** www.gobarrybus.com

Sat., Feb. 12 2:00 p.m.

*Barry is ranked No. 29 in the 2005 Collegiate Baseball Preseason Rankings*



## Barton

**Location:** Wilson, NC  
**Enrollment:** 1,100  
**Nickname:** Bulldogs  
**Colors:** Blue and White  
**2004 Record:** 27-26  
**CVAC:** 13-11 / 4th  
**Head Coach:** Todd Wilkinson  
**Phone:** (252) 399-6552  
**SID:** John Hackney  
**Phone:** (252) 399-6515  
**Fax:** (252) 399-6516  
**Web:** www.barton.edu

Thurs., Apr. 7 5:00 p.m.  
 (@ Pembroke, N.C.)

*Barton All-America C Dennis Blackmon is the preseason CVAC Player of the Year*

## Bellarmine



**Location:** Louisville, KY  
**Enrollment:** 2,494  
**Nickname:** Knights  
**Colors:** Silver and Scarlet  
**2004 Record:** 30-32  
**GLVC:** 16-22 / 9th  
**Head Coach:** Deron Spink  
**Phone:** (502) 452-8278  
**SID:** Nels Popp  
**Phone:** (502) 452-8380  
**Fax:** (502) 452-8321  
**Web:** www.bellarmine.edu

Wed., Mar. 9 6:00 p.m.

*Bellarmine head coach Deron Spink played for Joe Roberts at AASU in 1994-95*

## California (Pa.)



**Location:** California, PA  
**Enrollment:** 5,600  
**Nickname:** Vulcans  
**Colors:** Red and Black  
**2004 Record:** 32-21-1  
**PSAC:** 14-6 / 2nd West  
**Head Coach:** Mike Conte  
**Phone:** (724) 938-5837  
**SID:** Tom Byrnes  
**Phone:** (724) 928-4552  
**Fax:** (724) 928-5849  
**Web:** www.cup.edu

Mon., Mar. 7 2:00 p.m.

*The Vulcans were ranked as high as No. 24 during the 2004 season*

## Fairmont State



**Location:** Fairmont, WV  
**Enrollment:** 6,500  
**Nickname:** Falcons  
**Colors:** Maroon and White  
**2004 Record:** 16-23  
**WVIAC:** 8-6 / 1st North  
**Head Coach:** Ray Bonnett  
**Phone:** (304) 367-4146  
**SID:** Jim Brinkman  
**Phone:** (304) 367-4264  
**Fax:** (304) 367-0202  
**Web:** www.fightingfalcons.com

Tues., Mar. 15 6:00 p.m.

*The Falcons captured the WVIAC Northern Division title in 2004*

## Felician



**Location:** Lodi, N.J.  
**Enrollment:** 1,700  
**Nickname:** Golden Falcons  
**Colors:** Royal Blue & Gold  
**2004 Record:** 14-29  
**CACC:** 5-11 / 8th  
**Head Coach:** Chris Langan  
**Phone:** (201) 559-3509  
**SID:** Ben DiNallo  
**Phone:** (201) 559-3507  
**Fax:** (201) 559-3601  
**Web:** www.felician.edu

Fri., Feb. 4 2:00 p.m.

Sat., Feb. 5 1:00 p.m.

Sun., Feb. 6 11:00 a.m.

*Head coach Chris Langan led Felician to a 14-29 record in his first season*

## Kutztown



**Location:** Kutztown, PA  
**Enrollment:** 8,500  
**Nickname:** Golden Bears  
**Colors:** Maroon and Gold  
**2004 Record:** 37-16  
**PSAC:** 15-5 / 2nd North  
**Head Coach:** Chris Blum  
**Phone:** (610) 683-4063  
**SID:** Josh Leiboff  
**Phone:** (610) 683-4182  
**Fax:** (610) 683-1379  
**Web:** www.kutztown.edu

Sat., Mar. 5 2:00 p.m.

*Kutztown advanced to the DII World Series for the third time in the last four years*

## Mount Olive



**Location:** Mount Olive, NC  
**Enrollment:** 1,000  
**Nickname:** Trojans  
**Colors:** Forest Green & White  
**2004 Record:** 37-15  
**CVAC:** 17-7 / 2nd  
**Head Coach:** Carl Lancaster  
**Phone:** (919) 658-2502  
**SID:** David Shulimson  
**Phone:** (919) 658-7802  
**Fax:** (919) 658-1753  
**Web:** www.moc.edu

Wed, Mar. 23 6:00 p.m.  
 (@ Florence, S.C.)

*Mount Olive is ranked No. 27 in the 2004 DII Preseason Rankings*

## Northwest Missouri State



**Location:** Maryville, MO  
**Enrollment:** 6,500  
**Nickname:** Bearcats  
**Colors:** Green and White  
**2004 Record:** 34-23  
**MIAA:** 18-13 / 3rd  
**Head Coach:** Darin Loe  
**Phone:** (660) 562-1352  
**SID:** Chad Waller  
**Phone:** (660) 562-1118  
**Fax:** (660) 562-1582  
**Web:** northwestbearcats.com

Wed., Mar. 2 2:00 p.m.

Thurs., Mar. 3 2:00 p.m.

*The Bearcats had their second-winningest season in the program's last 15 years in 2004*

## Pfeiffer



**Location:** Misenheimer, NC  
**Enrollment:** 900  
**Nickname:** Falcons  
**Colors:** Black and Gold  
**2004 Record:** 41-14  
**CVAC:** 18-6 / 1st  
**Head Coach:** Chris Pollard  
**Phone:** (704) 463-1360 xt 2407  
**SID:** Jeff Childress  
**Phone:** (704) 463-1360 xt 2403  
**Fax:** (704) 463-5051  
**Web:** www.pfeiffer.edu

Tues., Apr. 12 3:30 p.m.

Wed., Apr. 13 2:00 p.m.

*Pfeiffer captured the CVAC title in 2004 and advanced to the South Atlantic Regional*

# 2005 AASU Non-Conference Opponents



## Queens (N.Y.)



**Location:** Flushing, NY  
**Enrollment:** 15,600  
**Nickname:** Knights  
**Colors:** Black and Red  
**2004 Record:** 9-20  
**NYCAC:** 6-14 / 10th  
**Head Coach:** Frank Battaglia  
**Phone:** (718) 997-2781  
**SID:** Neal Kaufer  
**Phone:** (718) 997-2758  
**Fax:** (718) 997-2799  
**Web:** qcpages.qc.edu

Fri., Feb. 25 2:00 p.m.  
Sat., Feb. 26 11:00 a.m. DH

*Queens College won the NYCAC in 1998 and advanced to the NCAA Northeast Regional*

## St. Andrews



**Location:** Laurinburg, NC  
**Enrollment:** 700  
**Nickname:** Knights  
**Colors:** Royal Blue and White  
**2004 Record:** 25-27  
**CVAC:** 11-12 / 5th  
**Head Coach:** Bobby Simmons  
**Phone:** (910) 277-5426  
**SID:** Kevin Buczek  
**Phone:** (910) 277-5751  
**Fax:** (910) 277-5272  
**Web:** athletics.colstate.edu

Thurs., Mar. 31 6:00 p.m.  
(@ Florence, S.C.)

*AASU is 20-2 against Joe Roberts' alma mater since 1983*

## Southern Connecticut St.



**Location:** New Haven, CT  
**Enrollment:** 5,800  
**Nickname:** Owls  
**Colors:** Blue and White  
**2004 Record:** 30-22  
**NE-10:** 18-14 / 5th  
**Head Coach:** Tim Shea  
**Phone:** (203) 392-6021  
**SID:** Rick Leddy  
**Phone:** (203) 392-6004  
**Fax:** (203) 392-6006  
**Web:** southernowls.com

Fri., Feb. 18 2:00 p.m.  
Sat., Feb. 19 1:00 p.m.  
Sun., Feb. 20 Noon

*The Owls advanced to the NE-10 Championship Round in 2004*

## Valdosta State



**Location:** Valdosta, GA  
**Enrollment:** 9,250  
**Nickname:** Blazers  
**Colors:** Red and Black  
**2004 Record:** 33-26  
**Gulf South:** 14-7 / 3rd East  
**Coach:** Tommy Thomas  
**Phone:** (912) 259-5562  
**SID:** Steve Roberts  
**Phone:** (912) 333-5890  
**Fax:** (912) 333-5972  
**Web:** www.valdosta.edu

Tues., Apr. 19 3:30 p.m.  
@ Tues., Apr. 26 5:00 p.m.

*Coach Thomas Has 1,236 Wins  
In 37 Years, Tops All-Time  
Among DII Coaches*

## Wayne State (Neb.)



**Location:** Wayne, NE  
**Enrollment:** 4,000  
**Nickname:** Wildcats  
**Colors:** Black and Gold  
**2004 Record:** 44-18  
**NSIC:** 19-8 / 1st  
**Head Coach:** John Manganaro  
**Phone:** (402) 375-7499  
**SID:** Mike Grosz  
**Phone:** (402) 375-7326  
**Fax:** (402) 375-7271  
**Web:** www.wsc.edu/athletics

Tues., Mar. 8 6:00 p.m.

*Wayne State captured the NSIC title and advanced to the Central Regional in 2004*

## Wingate



**Location:** Wingate, NC  
**Enrollment:** 1,500  
**Nickname:** Bulldogs  
**Colors:** Blue and Gold  
**2004 Record:** 23-33  
**SAC:** 13-8 / 3rd  
**Head Coach:** Bill Nash  
**Phone:** (704) 233-8381  
**SID:** David Sherwood  
**Phone:** (704) 233-8186  
**Fax:** (704) 233-8169  
**Web:** www.wingate.edu

Sun., Feb. 13 2:00 p.m.

*Wingate won the SAC in 2000 and advanced to the South Regional in 2001*

## Wisconsin-Parkside



**Location:** Kenosha, WI  
**Enrollment:** 5,100  
**Nickname:** Rangers  
**Colors:** Green and Black  
**2004 Record:** 41-18  
**GLVC:** 29-9 / 1st  
**Head Coach:** Tracy Archuleta  
**Phone:** (262) 595-2317  
**SID:** Steve Kratochvil  
**Phone:** (262) 595-2045  
**Fax:** (262) 595-2225  
**Web:** newweb.uwp.edu

Thurs., Mar. 17 Noon

*The Rangers won the GLVC title and advanced to the North Central Regional in 2004*

*Academic All-America Michael Pelley's solo home run on March 24, 2004, helped the Pirates defeat No. 24 Southern Connecticut State, 3-0. The win was career win No. 1,000 for head coach Joe Roberts and it was Pelley's first home run of the season.*



# 2005 Peach Belt Conference Opponents

## Augusta State



**Location:** Augusta, GA  
**Enrollment:** 6,135  
**Nickname:** Jaguars  
**Colors:** Royal Blue, White  
**2004 Record:** 38-18  
**Peach Belt:** 19-11 / 3rd  
**Head Coach:** Skip Fite  
**Phone:** (706) 731-7917  
**SID:** Joey Warren  
**Phone:** (706) 731-7925  
**Fax:** (706) 737-7719  
**Web:** www.aug.edu/athletics

Sat., Mar. 12 2:00 p.m.  
 Sun., Mar. 13 Noon DH

*In 2004, ASU advanced to the NCAA Regionals for the first time since 1978*

## Columbus State



**Location:** Columbus, GA  
**Enrollment:** 6,500  
**Nickname:** Cougars  
**Colors:** Red, White & Blue  
**2004 Record:** 40-21  
**Peach Belt:** 20-10 / 2nd  
**Head Coach:** Greg Appleton  
**Phone:** (706) 568-2444  
**SID:** Mike Peacock  
**Phone:** (706) 569-3434  
**Fax:** (706) 569-3435  
**Web:** athletics.colstate.edu

Sat., Apr. 16 1:00 p.m. DH  
 Sun., Apr. 17 1:00 p.m.

*Columbus State made its second World Series appearance in the last four seasons in 2004*

## Francis Marion



**Location:** Florence, SC  
**Enrollment:** 3,590  
**Nickname:** Patriots  
**Colors:** Red, White & Blue  
**2004 Record:** 29-17  
**Peach Belt:** 13-14 / t5th  
**Head Coach:** Art Inabinet  
**Phone:** (803) 661-1242  
**SID:** Michael Hawkins  
**Phone:** (803) 661-1222  
**Fax:** (803) 661-1219  
**Web:** www.fmarion.edu

Sat., Apr. 9 3:00 p.m.  
 Sun., Apr. 10 1:00 p.m. DH

*FMU ranked 11th in NCAA DII and led the PBC in team ERA in 2004 (3.47)*

## GC&SU



**Location:** Milledgeville, GA  
**Enrollment:** 5,500  
**Nickname:** Bobcats  
**Colors:** Green and Blue  
**2004 Record:** 32-22  
**Peach Belt:** 13-14 / t5th  
**Head Coach:** Chris Calciano  
**Phone:** (478) 445-5319  
**SID:** Brad Muller  
**Phone:** (478) 445-1779  
**Fax:** (478) 445-1790  
**Web:** www.gcsu.edu

@ Fri., Apr. 22 6:00 p.m.  
 @ Sat., Apr. 23 1:00 p.m. DH

*New head coach Chris Calciano comes to GC&SU after four years at West Chester (Pa.)*

## Kennesaw State



**Location:** Kennesaw, GA  
**Enrollment:** 17,500  
**Nickname:** Owls  
**Colors:** Black and Gold  
**2004 Record:** 32-24  
**Peach Belt:** 15-15 / 5th  
**Head Coach:** Mike Sansing  
**Phone:** (770) 423-6264  
**SID:** Mark Toma  
**Phone:** (770) 499-3217  
**Fax:** (770) 499-3168  
**Web:** www.ksuowls.com

@ Fri., May 13 5:00 p.m.  
 @ Sat., May 14 1:00 p.m. DH

*The Owls are ranked No. 6 in the 2004 DII Preseason rankings and move to D1 next season*

## Lander



**Location:** Greenwood, SC  
**Enrollment:** 3,000  
**Nickname:** Senators  
**Colors:** Royal Blue & Gold  
**2004 Record:** 33-23  
**Peach Belt:** 14-16 / 7th  
**Head Coach:** Mike McGuire  
**Phone:** (864) 388-8961  
**SID:** Bob Stoner  
**Phone:** (864) 388-8962  
**Fax:** (864) 388-8889  
**Web:** www.lander.edu

Fri., Mar. 25 2:00 p.m.  
 Sat., Mar. 26 Noon DH

*Lander tied a school record for wins in 2004 with 33 and is ranked No. 32 in the preseason*

## UNC Pembroke



**Location:** Pembroke, NC  
**Enrollment:** 4,920  
**Nickname:** Braves  
**Colors:** Black and Gold  
**2004 Record:** 27-29  
**Peach Belt:** 12-18 / t8th  
**Head Coach:** Paul O'Neil  
**Phone:** (910) 521-6498  
**SID:** Rikki Cockrell  
**Phone:** (910) 521-6371  
**Fax:** (910) 521-6551  
**Web:** www.uncp.edu

@ Fri., Apr. 29 7:00 p.m.  
 @ Sat., Apr. 30 1:00 p.m. DH

*UNCP set a school mark with 12 PBC wins in 2004 and also set a record for best fielding pct.*

## North Florida



**Location:** Jacksonville, FL  
**Enrollment:** 14,120  
**Nickname:** Ospreys  
**Colors:** Navy Blue & Gray  
**2004 Record:** 41-18  
**Peach Belt:** 23-7 / t1st  
**Head Coach:** Dusty Rhodes  
**Phone:** (904) 620-2556  
**SID:** Tom Strother  
**Phone:** (904) 620-4026  
**Fax:** (904) 628-8886  
**Web:** www.unf.edu

@ Sat., Mar. 19 3:00 p.m.  
 @ Sun., Mar. 20 1:00 p.m. DH

*UNF made its sixth straight NCAA appearance in 2004 and moves to D1 next season*

## USC Aiken



**Location:** Aiken, SC  
**Enrollment:** 3,390  
**Nickname:** Pacers  
**Colors:** Cardinal & White  
**2004 Record:** 30-26  
**Peach Belt:** 12-18 / t8th  
**Head Coach:** Kenny Thomas  
**Phone:** (803) 641-3410  
**SID:** Brad Fields  
**Phone:** (803) 641-3252  
**Fax:** (803) 641-3759  
**Web:** www.pacersports.com

Fri., May 6 3:00 p.m.  
 Sat., May 7 1:00 p.m. DH

*The Pacers have recorded four 30-win seasons in head coach Kenny Thomas' five years*

## USC Upstate



**Location:** Spartanburg, SC  
**Enrollment:** 4,500  
**Nickname:** Rifles  
**Colors:** Green, Black, White  
**2004 Record:** 24-28  
**Peach Belt:** 11-19 / 10th  
**Head Coach:** Matt Fincher  
**Phone:** (864) 503-5135  
**SID:** Bill English  
**Phone:** (864) 503-5129  
**Fax:** (864) 503-5127  
**Web:** www.uscupstate.edu

@ Fri., Apr. 1 7:00 p.m.  
 @ Sat., Apr. 2 1:00 p.m. DH

*Formerly USC Spartanburg, USC Upstate opens its Cleveland S. Harley Baseball Park this year*

# The Peach Belt Conference



Since its inception in 1991, the Peach Belt Conference has worked tirelessly to become one of the elite conferences in NCAA Division II. Now entering its 14th season with 21 national championships and 16 national finalists, the PBC has accomplished that goal.

Starting with only two championships in 1991, in men's and women's basketball, the conference has expanded to 12 championship sports with the addition of women's soccer in the fall of 2000.

The conference traces its roots back to November of 1988 when 11 schools first met in Greenville, S.C. to form a Division II conference. Following a second meeting on Dec. 3, 1989, five of those 11 schools, plus two others, formed the Peach Belt and began play in 1991.

The Peach Belt was less than a year old before capturing a national championship. The Columbus State golf team took the honor by winning the 1992 national crown, the first of three golf championships the Cougars own.

The PBC has seen continued success in all sports with national rankings and multiple NCAA appearances in every sport last season, including two national championships for Kennesaw State in women's soccer and men's basketball, as well

as a national championship in men's golf for USC Aiken.

The seven charter members of the conference were Armstrong Atlantic State University, Columbus State University, Francis Marion University, Georgia College & State University, Lander University, USC Aiken and USC Upstate (formerly USC Spartanburg). The name Peach Belt Athletic Conference was adopted in January of 1990 and modified to Peach Belt Conference in May of 2000.

Augusta State joined the conference in 1991 and UNC Pembroke became the ninth member on July 1, 1992. They were followed by Kennesaw State University on July 1, 1994, Clayton College & State University on July 1, 1995 and the University of North Florida on July 1, 1997, to bring the current membership to 12 institutions.

Former Augusta State basketball coach and athletic director Marvin Vanover was named the interim commissioner in April, 1990, and served in that capacity until his appointment as the conference's first full-time commissioner in July of 1991. He established the conference office in Augusta, Ga., which houses the commissioner and his staff.

Dr. Thomas Hallman, president of the University of South Carolina at Aiken, is the president of the Peach Belt in 2004-05.

The conference currently holds championships in 12 sports, six for men and six for women. They are men's and women's cross country, men's and women's soccer, volleyball, men's and women's basketball, men's and women's tennis, baseball, softball and men's golf.

## Peach Belt National Champions

### Men's Baseball

Kennesaw State	1994
Kennesaw State	1996
Columbus State	2002

### Men's Basketball

Kennesaw State	2004
----------------	------

### Men's Golf

Columbus College	1992
Columbus College	1994
Columbus State	1997
Francis Marion	2003
USC Aiken	2004

### Men's Tennis

Lander University	1991
Lander University	1992
Lander University	1993
Lander University	1994
Lander University	1995
Lander University	1996
Lander University	1997
Lander University	1998
Lander University	1999
Lander University	2000

### Women's Tennis

Armstrong State	1995
Armstrong State	1996

### Women's Soccer

Kennesaw State	2003
----------------	------

### Women's Softball

Kennesaw State	1995
Kennesaw State	1996

## Peach Belt Conference Quick Facts

**Address:** P.O. Box 204290

Augusta, GA 30917-4290

**Founded:** December 3, 1989

**Phone Number:** (706) 860-8499

**Fax Number:** (706) 650-8113

**Website:** www.peachbelt.com

**Commissioner:** Marvin Vanover

**Compliance:** Michelle Bronner

**Media Relations:** Ken Gerlinger

**Administrative Assistant:** Kay Allen



# 2004 Peach Belt Conference Standings

## 2004 Peach Belt Conference Final Standings

School	PBC		Home		Away		Overall	Home	Away	Neutral
North Florida	23-7	.767	11-4	12-3	41-18	.695	26-10	15-8	0-0	
Columbus State	20-10	.667	11-4	9-6	40-21	.656	17-10	21-9	2-2	
Augusta State	19-11	.633	11-4	8-7	38-18	.679	25-4	13-11	0-3	
Kennesaw State	15-15	.500	9-6	6-9	32-24	.571	19-11	1313	0-0	
Francis Marion	13-14	.481	8-4	5-10	29-17	.630	20-6	9-11	0-0	
GC&SU	13-14	.481	0-0	0-0	32-22	.593	13-10	16-10	3-2	
Lander	14-16	.467	7-8	7-8	33-23	.589	24-9	9-14	0-0	
UNC Pembroke	12-18	.400	5-10	7-8	25-27	.481	12-14	13-13	0-0	
USC Aiken	12-18	.400	9-6	3-12	30-26	.536	27-14	3-12	0-0	
USC Spartanburg	11-19	.367	8-7	3-12	24-28	.462	19-11	5-17	0-0	
Armstrong Atlantic State	10-20	.333	6-9	4-11	29-27	.518	24-16	5-11	0-0	

## 2004 Peach Belt Conference Statistical Leaders

<b>Batting</b>	<b>AB</b>	<b>H</b>	<b>Avg.</b>	<b>RBI</b>	<b>GP</b>	<b>RBI</b>	<b>P/Gm</b>	<b>Strikeouts</b>	<b>IP</b>	<b>SO</b>	<b>K/9</b>
Sam Barth, ASU	215	86	.400	Larry Pittmon, CSU	61	75	1.23	Matt Goyen, GCSU	67.1	76	10.16
Larry Pittmon, CSU	232	91	.392	Bradley Key, USCA	56	62	1.11	Brian Baker, CSU	83.0	92	9.98
Bennett Mayfield, ASU	208	81	.389	Adrian Colton, KSU	53	58	1.09	David Wilson, LU	92.1	92	8.97
Bradley Key, USCA	219	85	.388	Robert Davis, USCA	51	51	1.00	Phil Padgett, FMU	62.2	57	8.19
Chris Nowak, USCS	194	75	.387	Billy Howard, CSU	57	56	0.98	Erin Jones, FMU	100.0	90	8.10
Billy Howard, CSU	207	79	.382	Jeff Millsaps, UNF	59	54	0.92	Travis Stanton, UNF	128.1	115	8.06
David Walton, LU	198	74	.374	Jose Leger, GCSU	53	49	0.92	Steve Dunham, USCA	109.9	93	7.68
Joey Russell, UNF	223	82	.368	<i>George Fletcher, AASU</i>	<i>54</i>	<i>49</i>	<i>0.91</i>	<i>Marcus Barriger, AASU</i>	<i>93.0</i>	<i>77</i>	<i>7.45</i>
Robert Davis, USCA	195	71	.364	<i>Michael Pelley, AASU</i>	<i>55</i>	<i>49</i>	<i>0.89</i>	Ashley Brewer, UNCP	90.0	73	7.30
Daniel Quartararo, USCA	224	81	.362	Clint Watters, KSU	56	48	0.86	Nick Powell, LU	85.0	67	7.09
				Ashley Farr, USCA	56	48	0.86	<i>Jon Dobyns, AASU</i>	<i>94.0</i>	<i>72</i>	<i>6.89</i>
<b>Home Runs</b>	<b>GP</b>	<b>HR</b>	<b>P/Gm</b>	<b>Doubles</b>	<b>GP</b>	<b>2B</b>	<b>P/Gm</b>	<b>Wins</b>	<b>IP</b>	<b>W-L</b>	<b>PCT.</b>
Larry Pittmon, CSU	61	21	0.34	Bradley Key, USCA	56	24	0.43	Travis Stanton	128.1	12-2	.857
Scott Conway, KSU	34	10	0.29	Clint Watters, KSU	56	22	0.39	David Wilson, LU	92.1	8-1	.889
Adrian Colton, KSU	53	14	0.26	Chris Nowak, USCS	52	19	0.37	Brian Baker, CSU	83.0	8-2	.800
Bradley Key, USCA	56	12	0.21	David Walton, LU	51	18	0.35	Erin Jones, FMU	100.0	8-3	.727
Jamie Langham, GCSU	48	10	0.21	Sam Barth, ASU	55	19	0.35	Greg Thomas, ASU	54.0	8-4	.667
<i>George Fletcher, AASU</i>	<i>54</i>	<i>11</i>	<i>0.20</i>	Andy Jewell, UNCP	52	17	0.33	Eight tied with 7 wins			
Ashley Farr, USCA	56	11	0.20	Scott Hendrix, KSU	55	18	0.33				
Scott Hendrix, KSU	55	11	0.20	Adrian Colton, KSU	53	17	0.32				
Jeff Millsaps, UNF	59	9	0.16	Billy Howard, CSU	57	17	0.30				
Nick Shay, CSU	58	9	0.16	Larry Pittmon, CSU	61	18	0.30				
<b>Triples</b>	<b>GP</b>	<b>3B</b>	<b>P/Gm</b>	<b>Stolen Bases</b>	<b>GP</b>	<b>SB-SBA</b>	<b>P/Gm</b>	<b>Saves</b>	<b>IP</b>	<b>ERA</b>	<b>Svs</b>
Quincy Wyche, UNCP	51	6	0.12	Garrett Groce, CSU	57	28-34	0.49	Cody Williams, ASU	30.0	4.50	12
Chris Demons, ASU	44	5	0.11	<i>Brandon Nunez, AASU</i>	<i>37</i>	<i>18-25</i>	<i>0.49</i>	Brett Campbell, KSU	28.0	2.57	9
Eric Davis, USCS	52	5	0.10	Jamie Langham, GCSU	48	20-24	0.42	Brian Baker, CSU	83.0	2.39	8
Bradley Key, USCA	56	5	0.09	Matt Oxendine, UNF	54	21-21	0.39	Eric Stewart, UNCP	61.2	3.50	7
6 tied with 4 triples											
				Kevin Kelley, ASU	54	19-22	0.35	Philip Wilkins, FMU	46.0	3.72	6
				Lee Rose, ASU	54	18-23	0.33	Stan Smith, USCS	56.2	2.86	5
				Brandon Sumlin, ASU	51	17-19	0.33	Zach Huckabay, USCS	21.1	5.48	5
				Jason Spivey, LU	56	18-23	0.32	Five tied with 4 saves			
				Bennett Mayfield, ASU	54	17-27	0.31				
				<i>Rob Recuenco, AASU</i>	<i>56</i>	<i>17-22</i>	<i>0.30</i>				
<b>Earned Run Average</b>	<b>GP</b>	<b>W-L</b>	<b>IP</b>	<b>R</b>	<b>ER</b>	<b>ERA</b>					
Judson Bradley, CSU	12	5-2	66.2	22	15	2.03					
Travis Stanton, UNF	20	12-2	128.1	34	34	2.38					
Brian Baker, CSU	32	8-2	83.0	35	22	2.39					
Matt Goyen, GCSU	12	4-1	67.1	22	18	2.41					
David Wilson, LU	16	8-1	92.1	31	26	2.53					
Brandon Durden, GCSU	16	7-2	94.2	46	28	2.66					
Phil Padgett, FMU	12	7-2	62.2	26	19	2.73					
Stan Smith, USCS	29	4-1	56.2	25	18	2.86					
Erin Jones, FMU	15	8-3	100.0	44	32	2.88					
David Glover, LU	16	7-7	89.0	42	29	2.93					



# Peach Belt Conference Year-By-Year



## 1992

Team	PBC	W-L
1. Armstrong State #	11-1-1	45-13-1
2. USC Aiken #	10-2-1	45-15-1
3. USC Spartanburg	7-8	20-22
4. Columbus #	6-9	32-23
5. Augusta	5-10	25-26
6. Georgia College	3-12	24-29
* Francis Marion	0-0	30-13

\* Not eligible for conference title  
# NCAA tournament participant

### All-PBC

1B Roman Miestowski, ASC
2B Chris Hodge, AC
3B Eric Chavez, ASC
SS Ronnie Barnes, AC
DH Jamie Miller, AC
C Dave Hieb, USCA
OF Rob Holderbaum, USCA
Pete Richter, ASC
Doug Ternik, CC
Steve Young, ASC
UI Chris Dorsey, USCA
P Daryle Gavlick, ASC
Rusty Kea, GC
Keith Linebarger, CC
Sam McCollum, USCA

### Player of the Year

Eric Chavez, ASC

### Pitcher of the Year

Daryle Gavlick, ASC

### Coach of the Year

Joe Roberts, ASC

## 1992

### Player of the Week

Mar 18	Rusty Kea, GC
Mar 25	Mark Ewing, ASC
Apr 1	Shane Johnson, USCS
Apr 7	Eric Chavez, ASC
Apr 15	Roman Miestowski, ASC
Apr 22	Dave Hieb, USCA
Apr 29	Eric Chavez, ASC
May 7	Eric Chavez, ASC

## 1993

Team	PBC	W-L
1. Armstrong State #	14-3-1	45-13-1
2. USC Aiken #	13-7	46-18
3. Francis Marion #	13-8	28-15
4. Columbus	10-8	22-25
5. Augusta	9-11	26-26
6. Georgia College	7-13	20-26
7. Pembroke State	7-14	23-30
8. USC Spartanburg	4-13-1	15-25-1
* Kennesaw State	0-0	36-16

\* Not eligible for conference title  
# NCAA tournament participant

### All-PBC

1B John Booker, ASC
2B Chris Hodge, AC
3B Tom Estep, FMU
SS Doug Ternik, CC
DH Ty Stott, USCS
C Chris Milisits, ASC
OF Steve Young, ASC
Scott DeHaven, ASC
Kurt Venneman, USCA
Ed Evans, CC
UI Steve Wilfing, FMU
P Bryan Ward, USCA
Daryll Boyd, ASC
Chris Locane, FMU
Tony Locey, CC

### Player of the Year

Chris Hodge, AC

### Pitcher of the Year

Daryll Boyd, ASC

### Coach of the Year

Gary Gilmore, USCA

## 1993

### Player of the Week

Mar 15	John Booker, ASC
Mar 22	John Booker, ASC
Mar 29	Chris Hodge, AC
Apr 5	Angel Vega, ASC
Apr 12	Steve Wilfing, FMU
Apr 19	Mike Sullivan, GC

### Pitcher of the Week

Mar 15	Steve Lee, USCA
Mar 22	Chris Locane, FMU
Mar 29	Rusty Kea, GC
Apr 5	Jack Baldwin, PSU
Apr 12	Jim Ridenour, PSU
Apr 19	Antone Brooks, FMU

## 1994

Team	PBC	W-L
1. USC Aiken	16-5	35-22
2. Armstrong State #	15-6	50-15-1
3. Georgia College	14-7	40-18-1
4. Columbus #	11-10	35-23
5. Augusta	10-11	22-30
6. Francis Marion	8-13	14-22
7. Pembroke State	7-14	20-24
8. USC Spartanburg	3-18	14-30
* Kennesaw State	0-0	48-14

\* Not eligible for conference title  
# NCAA tournament participant

### All-PBC

1B Danny O'Rourke, GC
2B Adam Riggs, USCA
3B Keith Daugherty, CC
SS Paul Hibbitts, GC
DH Tony Kunka, ASC
C Derrick Roadcap, FMU
OF Tarry Stokes, AC
Brett Thees, CC
Jason Westbrook, USCS
UO Dave McLaughlin, ASC
UI Brian Simpson, USCS
P Chris Tidwell, ASC
Steve Shimp, GC
Tim Trawick, CC
Gary White, USCA

### Player of the Year

Adam Riggs, USCA

### Pitcher of the Year

Tim Trawick, CC

### Coach of the Year

Steve Mrowka, GC

## 1994

### Player of the Week

Feb 14	Deron Spink, ASC
Feb 21	Chip Fischefer, GC
Mar 9	Danny O'Rourke, GC
Mar 16	Tarry Stokes, AC
Mar 23	Tarry Stokes, AC
Mar 30	Jason Westbrook, USCS
Apr 6	Carlos Otero, USCA
Apr 13	Steve Meyer, KSC
Apr 20	John Wilson, ASC

### Pitcher of the Week

Feb 14	Chris Tidwell, ASC
Feb 21	Brian Treudler, USCS
Mar 9	Scot Donovan, ASC
Mar 16	Mason Rose, AC
Mar 23	Chad McLamb, FMU
Mar 30	Steve Shimp, GC
Apr 6	Chris Tidwell, ASC
Apr 13	Mike Zambrano, USCA
Apr 20	Tim Trawick, CC



Deron Spink was hit by 30 pitches in 1994, at that time an NCAA DII single-season record



# Peach Belt Conference Year-By-Year

## 1995

<u>Team</u>	<u>PBC</u>	<u>W-L</u>
1. Kennesaw State #	19-4	43-14
2. Georgia College #	17-6	49-19-1
3. Columbus	14-10	39-21
<i>Armstrong State</i>	<b>14-10</b>	<b>27-23</b>
USC Aiken	14-10	34-24
6. Francis Marion	12-12	26-16
7. Augusta	7-17	15-36
8. Pembroke State	6-16	20-26
9. USC Spartanburg	2-20	10-31

# NCAA tournament participant

### All-PBC

1B	Chris Grady, GC
2B	Darrell Baggett, KSC
3B	Keith Daugherty, CC
SS	Dustin Sands, FMU
DH	Jason Westbrook, USCS
C	Ryan Coe, KSC
OF	Tarry Stokes, AC
	Brett Thees, CC
	Greg Winters, GC
	Ceano Truesdale, USCA
UI	Mike Terciera, GC
P	Chris McKnight, KSC
	Tim Trawick, CC
	Kris Hale, PSU
	Johnny Whited, GC

### Player of the Year

Ryan Coe, KSC

### Pitcher of the Year

Chris McKnight, KSC

### Coach of the Year

Mike Sansing, KSC

## 1995

### Player of the Week

Feb 27	Ryan Coe, KSC
Mar 13	Ryan Coe, KSC
Mar 21	Ryan Coe, KSC
Mar 29	Ricky DeSana, USCA
Apr 5	Keith Daugherty, CC
Apr 12	Dusty DeVore, CC
Apr 19	Tarry Stokes, AC
Apr 26	Matt Mathews, CC
May 3	Chris Grady, GC

### Pitcher of the Week

Feb 27	Kris Hale, PSU
Mar 13	Tim Trawick, CC
Mar 21	Johnny Whited, GC
Mar 29	Jason Hucks, USCA
Apr 5	David Curley, GC
Apr 12	Chris McKnight, KSC
Apr 19	<b>Mike Hopper, ASC</b>
Apr 26	Tim Trawick, CC
May 3	Brett Thees, CC

## 1996

<u>Team</u>	<u>PBC</u>	<u>W-L</u>
1. Columbus College #	18-5	38-10
2. Kennesaw State #	17-6	39-14
3. <b>Armstrong State</b>	<b>13-9</b>	<b>31-23</b>
4. Georgia College #	12-11	34-21
5. USC Aiken	10-14	32-23
6. Pembroke State	10-14	24-24
7. Francis Marion	8-13	16-21
8. USC Spartanburg	9-15	18-28
9. Augusta College	7-17	20-30

# NCAA tournament participant

### All-PBC

1B	Dusty DeVore, CC
2B	Chris Grady, GC
3B	Jason Backus, GC
SS	Marty Richburg, CC
DH	Brian Autry, FMU
C	Chris Halliday, KSC
OF	Brandon O'Hearn, CC
	Greg Winters, GC
	Ceano Truesdale, USCA
	Kevin Parker, FMU
P	Jason Childers, KSC
<b>P</b>	<b>Jeff Agard, ASC</b>
P	Rodney Stevenson, CC
P	Matt Johnson, USCA

### Player of the Year

Brandon O'Hearn, CC

### Pitcher of the Year

Jason Childers, KSC

### Coach of the Year

Chip Reese, CC

## 1996

### Player of the Week

Feb 14	Greg Winters, GC
Feb 21	Ryan Girard, AC
Mar 6	Matt Dover, USCS
Mar 14	Chris Halliday, KSC
Mar 20	Mike Faehrich, USCA
Mar 27	Ceano Truesdale, USCA
Apr 3	Dusty DeVore, CC
Apr 10	Jason Backus, GC
Apr 17	Davis Port, CC
<b>Apr 24</b>	<b>Jeff Agard, ASC</b>
May 1	Brandon O'Hearn, CC

### Pitcher of the Week

Feb 14	Scotty Smith, AC
Feb 21	Quinn Collins, GC
<b>Mar 6</b>	<b>Jeff Agard, ASC</b>
Mar 14	Jason Childers, KSC
<b>Mar 20</b>	<b>Jeff Agard, ASC</b>
Mar 27	Matt Johnson, USCA
Apr 3	Christian Hess, FMU
Apr 10	Rodney Stevenson, CC
Apr 17	Mell Bishop, PSU
Apr 24	Ben Wiggins, CC
May 1	Jason Childers, KSC

## 1997

<u>Team</u>	<u>PBC</u>	<u>W-L</u>
1. Kennesaw State #	19-4	47-14
2. Georgia C&SU #	18-6	41-24
3. Francis Marion	14-9	30-17
4. Columbus State	14-10	32-23
5. <b>Armstrong Atlantic</b>	<b>10-14</b>	<b>33-25</b>
6. UNC Pembroke	9-14	27-29
7. Augusta State	9-15	25-28
8. USC-Aiken	9-15	21-35
9. USC-Spartanburg	4-19	10-33

# NCAA tournament participant

### All-PBC

1B	Dale Beasley, ASU
2B	Chris Howard, GCSU
3B	Jason Backus, GCSU
SS	Marty Richburg, CSU
DH	Steve Mitrovich, FMU
C	Matt Mathews, CSU
OF	Brannon Whatley, KSU
	Richie Blankenship, GCSU
	Ryan Peavey, GCSU
	Burt Beatson, FMU
UI	Seth LaFera, KSU
P	Steven Padgett, ASU
	Kevin Mobley, GCSU
	Jeremy Haplin, FMU
	Donnie Thomas, KSU

### Player of the Year

Marty Richburg, CSU

### Pitcher of the Year

Donnie Thomas, KSU

### Freshman of the Year

Mike Ryan, USCS

### Coach of the Year

Steve Mrowka, GCSU

## 1997

### Player of the Week

Feb 19	Chad Mathis, CSU
Mar 5	Steve Mitrovich, FMU
Mar 12	Dale Beasley, ASU
Mar 19	Tory Tarlenton, ASU
<b>Mar 26</b>	<b>Adam Wilson, AASU</b>
Apr 2	Jason Backus, GCSU
Apr 9	Ryan Peavey, GCSU
Apr 16	Marty Richburg, CSU
<b>Apr 23</b>	<b>Matt Griffin, AASU</b>
Apr 30	Lee Carter, FMU
May 7	Brannon Whatley, KSU

### Pitcher of the Week

Feb 19	Brian McDonald, CSU
Mar 5	Jerry Waller, FMU
Mar 12	Dan Wiggins, GCSU
<b>Mar 19</b>	<b>Mark Copeland, AASU</b>
Mar 26	Chip Cason, GCSU
<b>Apr 2</b>	<b>Mark Copeland, AASU</b>
Apr 9	Donnie Thomas, KSU
Apr 16	Donnie Thomas, KSU
Apr 23	Kevin Mobley, GCSU
Apr 30	Kevin Mobley, GCSU
May 7	Jason Childers, KSU

# Peach Belt Conference Year-By-Year



## 1998

Team	PBC	W-L
1. Kennesaw State #	27-1	61-5
2. North Florida	15-11	32-21
3. Georgia C&SU	16-12	31-26
4. Lander	15-12	24-28
5. <b>Armstrong Atl. #</b>	<b>15-14</b>	<b>38-21</b>
6. Francis Marion	15-14	23-24
7. Columbus State #	14-14	34-27
8. USC Aiken	13-16	27-25
9. Augusta State	11-16	23-25
10. UNC Pembroke	8-20	24-25
11. USC Spartanburg	5-24	13-39

# NCAA tournament participant

### All-PBC

- 1B Brad Bouras, CSU
- 2B Dustin Sands, FMU
- 3B Nathan Cothran, KSU
- SS Bobby Jensen, USCA
- DH Barry Mongello, FMU
- C **Andy Yalgue, AASU**
- OF **David Ruhr, AASU**
- Brannon Whatley, KSU
- Aaron Fera, GCSU
- Jason Jones, KSU
- UI Johnny Pickens, CSU
- P **Jeremy Wedel, AASU**
- Dusty Keppen, KSU
- Chris Bowen, KSU
- Casey Bates, CSU

### Player of the Year

Jason Jones, KSU

### Pitcher of the Year

**Jeremy Wedel, AASU**

### Freshman of the Year

Brad Bouras, CSU

### Coach of the Year

Mike Sansing, KSU

## 1998

### Player of the Week

- Feb 17 Beau Whitenack, USCA
- Mar 3 Nathan Cothran, KSU
- Mar 11 Robbie Smith, ASU
- Mar 18 **David Ruhr, AASU**
- Mar 25 Andy Bast, GCSU
- Apr 1 Nathan Cothran, KSU
- Apr 8 Johnny Pickens, CSU
- Apr 15 Antonio Evans, USCA
- Apr 22 Kevin Jackson, UNF
- Apr 29 Dustin Sands, FMU
- May 6 Brannon Whatley, KSU

### Pitcher of the Week

- Feb 17 Casey Bates, CSU
- Mar 3 Chris Bowen, KSU
- Mar 11 Jonathan Aaron, LU
- Mar 18 **Quinn Uzelman, AASU**
- Mar 25 Trey Brasington, UNCP
- Apr 1 **Jeremy Wedel, AASU**
- Apr 8 Kevin Hiers, ASU
- Apr 15 Gary Bohannon, KSU
- Apr 22 **Jeremy Wedel, AASU**
- Apr 29 Casey Bates, CSU
- May 6 **Jeremy Wedel, AASU**

## 1999

Team	PBC	W-L
1. North Florida #	22-8	43-17
2. Kennesaw State #	21-9	49-14
3. Columbus State	20-9	34-17
4. <b>Armstrong Atl. #</b>	<b>19-9</b>	<b>42-14</b>
5. Lander	18-12	33-15
6. Georgia C&SU	18-12	34-21
7. Augusta State	14-16	27-29
8. UNC Pembroke	8-20	23-26
9. Francis Marion	8-21	14-28
10. USC Aiken	8-22	20-32
11. USC Spartanburg	5-24	21-33

# NCAA tournament participant

### All-PBC

- 1B Brad Bouras, CSU
- 2B Willie Harris, KSU
- 3B Willie Carter, ASU
- SS Josh Turner, LU
- INF Lee McCool, UNF
- DH Callahan Morden, USCS
- C K. Kay, UNF; R. Cornett, CSU
- UT Jason Lockhart, UNCP
- OF Jason Jones, KSU
- Matt Schneider, UNF
- Aaron Fera, GCSU
- Antonio Evans, USCA
- JuJu Foreman, ASU
- P **Adam Bernero, AASU**
- Dusty Keppen, KSU
- Jonathan Aaron, LU
- T. Pierce, CSU; G. Perry, KSU

### RP Chris Humrich, AASU

### Player of the Year

Jason Jones, KSU

### Pitcher of the Year

Tony Pierce, CSU

### Freshman of the Year

Matt Incinelli, UNF

### Coach of the Year

Dusty Rhodes, UNF

## 1999

### Player of the Week

- Feb 16 **Kevin Bullard, AASU**
- Mar 2 Aaron Fera, GCSU
- Mar 10 Matt Schneider, UNF
- Mar 17 Brad Bouras, CSU
- Mar 24 Jason Jones, KSU
- Mar 31 Lee McCool, UNF
- Apr 7 Jason Jones, KSU
- Apr 14 Willie Carter, ASU
- Apr 21 Jason Jones, KSU
- Apr 28 Willie Harris, KSU
- May 3 Brad Bouras, CSU

### Pitcher of the Week

- Feb 16 **Adam Bernero, AASU**
- Mar 2 Anthony Marini, KSU
- Mar 10 Stephen Stewart, UNF
- Mar 17 Dana Reece, CSU
- Mar 24 Tony Pierce, CSU
- Mar 31 Marty Watson, FMU
- Apr 7 **Adam Bernero, AASU**
- Apr 14 Tony Pierce, CSU
- Apr 21 **Joey Williams, AASU**
- Apr 28 Anthony Marini, KSU
- May 3 Dana Reece, CSU

## 2000

Team	PBC	W-L
1. North Florida #	26-4	49-14
2. Georgia C&SU #	19-11	39-20
3. Columbus State	19-11	32-24
4. Kennesaw State #	18-12	38-20
5. Francis Marion	15-13	23-20
6. <b>Armstrong Atlantic</b>	<b>15-15</b>	<b>37-17</b>
7. USC Aiken	15-15	29-27
8. Lander	13-17	27-25
9. Augusta State	12-18	25-29
10. USC Spartanburg	6-24	13-40
11. UNC Pembroke	5-23	17-36

# NCAA tournament participant

### All-PBC

- 1B Brad Bouras, CSU
- 2B Lee McCool, UNF
- 3B Greg Labbe, UNF
- SS Alfredo Lugo, GCSU
- DH Chris Carr, GCSU
- C K. Kay, UNF; T. Strange, ASU
- UT K. Langley, FMU; R. Buffkin, ASU
- OF Kyle Catrett, UNF
- Travis Evans, KSU
- Chris Clark, UNCP
- J.P. Songin, GCSU
- JuJu Foreman, ASU
- P Matt Incinelli, UNF
- Jason Burdette, CSU
- Adam Horne, UNF
- M. Smith, GCSU; L. Rodney, KSU
- RP Jerrod Payne, UNF

### Player of the Year

Brad Bouras, CSU

### Pitcher of the Year

Matt Incinelli, UNF

### Freshman of the Year

Travis Evans, KSU

### Coach of the Year

Dusty Rhodes, UNF

## 2000

### Player of the Week

- Feb 15 Nolan Graham, FMU
- Feb 22 Brad Bouras, CSU
- Mar 8 Brad Bouras, CSU
- Mar 15 J.P. Songin, GCSU
- Mar 22 Juan Rodriguez, LU
- Mar 29 Josh Corr, ASU
- Apr 5 Travis Evans, KSU
- Apr 12 Kyle Catrett, UNF
- Apr 19 Lee McCool, UNF
- Apr 26 Chris Carr, GCSU
- May 2 **Kevin Bullard, AASU**

### Pitcher of the Week

- Feb 15 **Joey Williams, AASU**
- Feb 22 Zach Conrad, USCA
- Mar 8 Kyle Lucas, FMU
- Mar 15 Steve Pacheco, GCSU
- Mar 22 Lee Rodney, KSU
- Mar 29 Matt Incinelli, UNF
- Apr 5 Nate Cotton, KSU
- Apr 12 Nat Stoner, FMU
- Apr 19 Lee Rodney, KSU
- Apr 26 Mike Wood, UNF
- May 2 John Miniscalco, CSU

# Peach Belt Conference Year-By-Year

## 2001

Team	PBC	W-L
1. North Florida #	25-5	47-17
2. Kennesaw State #	21-9	45-15
3. GC&SU #	20-10	41-18
4. <b>Armstrong Atlantic 18-12</b>	<b>38-15</b>	
5. Lander	18-12	33-18
6. Columbus State	15-15	37-19
7. USC Aiken	14-16	30-25
8. Augusta State	11-19	28-24
9. UNC Pembroke	10-20	27-26
10. Francis Marion	9-21	24-27
11. USC Spartanburg	4-26	12-42

# NCAA tournament participant

### All-PBC

1B Chris Carr, GCSU
2B Lloyd Turner, KSU
3B Ladd Hammond, CSU
SS Alfredo Lugo, GCSU
DH Brad Bouras, CSU
C Will Foskey, ASU
<b>David Harriman, AASU</b>
UT Donny Hood, KSU
Bo Counts, KSU
OF <b>Kirk Nordness, AASU</b>
Ricky Willis, UNF
Matt May, ASU
Tavis Cummings, USCA
Travis Evans, KSU
P Matt Incinelli, UNF
Tod Ewasko, UNF
<b>B.J. Brinkmeier, AASU</b>
S Pacheco, GCSU
B. Rauch, UNF
RP Brad Reed, KSU

### Player of the Year

Chris Carr, GC&SU

### Pitcher of the Year

Tod Ewasko, UNF

### Freshman of the Year

Dustin Atkinson, KSU

### Coach of the Year

Dusty Rhodes, UNF

## 2001

### Player of the Week

Feb 13 <b>Ryan Chromek, AASU</b>
Feb 20 Jay Bayer, CSU
Feb 27 Ben Johanning, UNF
Mar 6 Alfredo Lugo, GCSU
Mar 13 Chris Gilstrap, CSU
Mar 20 Chris Carr, GCSU
Mar 27 Chris Carr, GCSU
Apr 3 Bo Counts, KSU
Apr 10 <b>David Harriman, AASU</b>
Apr 17 <b>David Harriman, AASU</b>
Apr 24 Brad Bouras, CSU
May 1 Donny Hood, KSU

### Pitcher of the Week

Feb 13 Zach Conrad, USCA
Feb 20 Brian Rauch, UNF
Feb 27 Tod Ewasko, UNF
Mar 6 Buck Bradberry, CSU
Mar 13 <b>B.J. Brinkmeier, AASU</b>
Mar 20 Kyle Lucas, FMU
Mar 27 Ben Genrich, KSU
Apr 3 Kyle Lucas, FMU
Apr 10 Andy Mitchell, USCA
Apr 17 Mark Ray, Lander
Apr 24 Zach Conrad, USCA
May 1 Tod Ewasko, UNF

## 2002

Team	PBC	W-L
1. Kennesaw State #	25-5	46-13
2. North Florida #	23-7	40-16
3. Columbus State #	21-9	48-15
4. GC&SU	20-10	36-18
5. USC Aiken	16-14	37-19
6. Augusta State	13-16	30-24
7. Francis Marion	13-17	26-27
8. <b>Armstrong Atlantic 11-18</b>	<b>34-21</b>	
9. UNC Pembroke	9-21	25-29-1
10. Lander	7-22	19-29
11. USC Spartanburg	5-24	21-34

# NCAA tournament participant

### All-PBC

1B Chris Cooper, ASU
2B Demetrick Drumming, USCA
3B Lloyd Turner, KSU
SS Donny Hood, KSU
DH Tavis Cummings, USCA
C <b>David Harriman, AASU</b>
Andrew Ginther, CSU
UT Ryan Soehlig, UNF
Chris Gilstrap, CSU
OF <b>Kirk Nordness, AASU</b>
Ashley Farr, USCA
Travis Evans, KSU
Andy Jewell, UNCP
Gary Harris, GC&SU
P Matt Incinelli, UNF
Jason Burdette, CSU
<b>Mike Roga, AASU</b>
Grant Reynolds, KSU
Michael Joyce, GC&SU
RP Brian Baker, CSU

### Player of the Year

Donny Hood, KSU

### Pitcher of the Year

Grant Reynolds, KSU

### Freshman of the Year

Chris Nowak, USC Spartanburg

### Coach of the Year

Mike Sansing, KSU

## 2002

### Player of the Week

Feb 11 Jon Chappell, GCSU
Feb 18 <b>Stacy Bennett, AASU</b>
Mar 5 <b>David Harriman, AASU</b>
Mar 11 Ricky Willis, UNF
Mar 18 Donny Hood, KSU
Mar 25 Taylor Groce, CSU
Apr 1 Ashley Farr, USCA
Apr 8 Ryan Soehlig, UNF
Apr 15 Andrew Ginther, CSU
Apr 22 Chris Gilstrap, CSU
Apr 29 Ladd Hammond, CSU
May 13 Christian Corvos, GCSU

### Pitcher of the Week

Feb 11 Matt Incinelli, UNF
Feb 18 <b>Brian Allen, AASU</b>
Mar 5 Paul Ferrell, USCA
Mar 11 <b>Mike Roga, AASU</b>
Mar 18 Adam Horne, UNF
Mar 25 Grant Reynolds, KSU
Apr 1 Matt Goyen, GCSU
Apr 8 Jason Burdette, CSU
Apr 15 Erin Jones, FMU
Apr 22 Jason Nuzny, USCA
Apr 29 Matt Pender, KSU
May 13 Jason Burdette, CSU

## 2003

Team	PBC	W-L
1. <b>Armstrong Atlantic # 20-10</b>	<b>36-15</b>	
North Florida #	18-9	39-18
3. Kennesaw State #	18-10	30-20
4. Francis Marion #	18-12	40-18
5. Columbus State	15-14	33-20
6. GC&SU	15-15	29-22
7. Augusta State	13-16	30-21
USC Aiken	13-16	30-24
9. Lander	10-19	27-29
10. UNC Pembroke	10-20	28-25
11. USC Spartanburg	9-18	28-26

# NCAA tournament participant

### All-PBC

1B Taylor Groce, CSU
2B Demetrick Drumming, USCA
3B Jose Leger, GC&SU
SS Jason Weaver, FMU
DH John Graham, ASU
C Eddie Campbell, GC&SU
Andrew Ginther, CSU
UT <b>Stacy Bennett, AASU</b>
Scott Conway, KSU
OF Matt May, ASU
Ashley Farr, USCA
Jon Love, KSU
Jeff Millsaps, UNF
Clint Keown, USCA
P Erin Jones, FMU
Robert Burris, UNF
<b>Jon Dobyys, AASU</b>
Grant Reynolds, KSU
<b>Jeremy Olson, AASU</b>
RP Justin Cerrato, UNF

### Player of the Year

Ashley Farr, USCA

### Pitcher of the Year

Grant Reynolds, KSU

### Freshman of the Year

Bennett Mayfield, ASU

### Coach of the Year

Joe Roberts, AASU

## 2003

### Player of the Week

Feb 11 <b>George Fletcher, AASU</b>
Feb 18 Bob Fenn, LU
Feb 25 Scott Conway, KSU
Mar 11 Brian Koon, CSU
Mar 17 Ashley Farr, USCA
Mar 24 Marion Knowles, UNF
Mar 31 Ashley Farr, USCA
Apr 7 <b>Brandon McKinnon, AASU</b>
Apr 14 Jeff Millsaps, UNF
Apr 21 <b>Stacy Bennett, AASU</b>
Apr 28 Clint Keown, USCA
May 13 Jeff Millsaps, UNF

### Pitcher of the Week

Feb 11 Erin Jones, FMU
Feb 18 Grant Reynolds, KSU
Feb 25 Grant Reynolds, KSU
Mar 11 Brian Baker, CSU
Mar 17 Grant Reynolds, KSU
Mar 24 Grant Reynolds, KSU
Mar 31 Justin Cerrato, UNF
Apr 7 Grant Reynolds, KSU
Apr 14 Brent Hitz, UNCP
Apr 21 David Wilson, LU
Apr 28 David Wilson, LU
May 13 <b>Jeremy Olson, AASU</b>



The Pirates set an NCAA Division II record with 62 sacrifice flies in 1994



## Composite schedule of all PBC games in 2005

### February

12	CSU at ASU (DH)	12:30
	FMU at GCSU (DH)	1:00
	UNF at UNCP (DH)	1:00
	UPST at USCA (DH)	1:00
13	CSU at ASU	1:00
	FMU at GCSU	1:00
	UNF at UNCP	1:00
	UPST at USCA	1:00
19	Lander at ASU (DH)	12:30
	USCA at CSU (DH)	1:00
	FMU at KSU (DH)	1:00
	UNF at GCSU (DH)	1:00
	UPST at UNCP (DH)	1:00
20	Lander at ASU	1:00
	FMU at KSU	1:00
	USCA at CSU	1:00
	UNF at GCSU	1:00
	UPST at UNCP	1:00
25	KSU at UPST	4:00
26	UNCP at Lander (DH)	11:00
	KSU at UPST (DH)	1:00
	ASU at FMU	2:00
27	ASU at FMU (DH)	1:00
	UNCP at Lander	1:00

### March

4	GCSU at Lander	3:00
	CSU at KSU	5:00
5	CSU at KSU (DH)	1:00
	USCA at FMU (DH)	1:00
	GCSU at Lander (DH)	1:00
6	USCA at FMU	1:00
11	GCSU at UPST	4:00
12	UNCP at FMU (DH)	1:00
	GCSU at UPST (DH)	1:00
	KSU at UNF (DH)	1:00
	AASU at ASU	2:00
13	AASU at ASU (DH)	12:30
	KSU at UNF	1:00
	UNCP at FMU	2:00
18	USCA at GCSU	5:00
	FMU at UPST	6:00
19	CSU at Lander (DH)	1:00
	FMU at UPST (DH)	1:00
	USCA at GCSU (DH)	1:00
	KSU at UNCP (DH)	1:00
	AASU at UNF	3:00
20	AASU at UNF (DH)	Noon
	CSU at Lander	1:00
	KSU at UNCP	1:00
25	UNF at FMU (DH)	1:00
	GCSU at UNCP (DH)	1:00
	Lander at AASU	2:00
	KSU at ASU	3:00
	UPST at CSU	5:00
26	Lander at AASU (DH)	Noon
	KSU at ASU (DH)	12:30
	UPST at CSU (DH)	1:00

GCSU at UNCP	1:00
UNF at FMU	1:00

### April

1	AASU at UPST	7:00
	UNCP at USCA	7:00
2	AASU at UPST (DH)	Noon
	ASU at GCSU (DH)	1:00
	CSU at FMU (DH)	1:00
	Lander at UNF (DH)	1:00
	UNCP at USCA (DH)	1:30
3	ASU at GC&SU	1:00
	CSU at FMU	1:00
	Lander at UNF	1:00
8	GCSU at KSU	5:00
9	ASU at USCA (DH)	1:00
	UNF at CSU (DH)	1:00
	GCSU at KSU (DH)	1:00
	UPST at Lander (DH)	1:00
	FMU at AASU	3:00
10	FMU at AASU (DH)	1:00
	UNF at CSU	1:00
	UPST at Lander	1:00
	ASU at USCA	1:30
15	FMU at Lander	6:00
	KSU at USCA	7:00
16	CSU at AASU (DH)	1:00
	FMU at Lander (DH)	1:00
	UNF at UPST (DH)	1:00
	KSU at USCA (DH)	1:30
	UNCP at ASU	2:00
17	UNCP at ASU (DH)	12:30
	CSU at AASU	1:00
	UNF at UPST	1:00
22	UPST at ASU	3:00
	AASU at GCSU	6:00
23	UPST at ASU (DH)	12:30
	AASU at GCSU (DH)	1:00
	UNCP at CSU (DH)	1:00
	USCA at UNF (DH)	1:00
24	UNCP at CSU	1:00
	USCA at UNF	1:00
29	AASU at UNCP	7:00
	GCSU at CSU	7:00
30	AASU at UNCP (DH)	1:00
	ASU at UNF (DH)	1:00
	GCSU at CSU (DH)	1:00

### May

1	ASU at UNF	1:00
6	USCA at AASU	3:00
	Lander at KSU	5:00
7	USCA at AASU (DH)	1:00
	Lander at KSU (DH)	5:00
11	Lander at USCA	7:00
12	Lander at USCA (DH)	4:00
13	AASU at KSU	5:00
14	AASU at KSU (DH)	1:00

## Overall Records

Team	W-L	PCT.
1. KSU	534-184	.744
2. UNF	291-123	.703
3. <b>AASU</b>	<b>492-241</b>	<b>.671</b>
4. CSU	461-271	.630
5. GCSU	451-286	.612
6. USCA	416-317	.568
7. Lander	196-167	.540
8. FMU	313-267	.540
9. ASU	334-346	.491
10. UNCP	278-345	.446
11. UPST	219-411	.348

## PBC Records

Team	W-L	PCT.
1. UNF	152-51	.749
2. KSU	200-77	.722
3. CSU	197-134	.595
4. GCSU	192-139	.580
5. <b>AASU</b>	<b>185-141</b>	<b>.567</b>
6. USCA	163-160	.505
7. FMU	146-165	.469
8. Lander	95-110	.463
9. ASU	14-193	.420
10. UNCP	101-214	.321
11. UPST	74-253	.226

## 2005 PBC Preseason Baseball Poll

1. UNF (8)	98
2. KSU (2)	87
3. CSU (1)	84
4. ASU	67
5. GC&SU	65
6. Lander	53
7. AASU	48
8. USCA	41
9. FMU	26
10. UPST	22
11. UNCP	14



# PBC in Postseason and Rankings

## PBC Teams In World Series Since 1988

- 1988 - Armstrong Atlantic State (5th)
- 1989 - Armstrong Atlantic State (7th)  
North Florida (NAIA 3rd)
- 1990 - Columbus State (5th)
- 1991 - North Florida (NAIA 3rd)
- 1992 - None
- 1993 - USC Aiken (5th)
- 1994 - Armstrong Atlantic State (5th)  
Kennesaw State (NAIA 1st)
- 1995 - Georgia College & State (2nd)
- 1996 - Kennesaw State (1st)
- 1997 - Kennesaw State (3rd)
- 1998 - Kennesaw State (2nd)
- 1999 - Kennesaw State (2nd)
- 2000 - North Florida (3rd)
- 2001 - North Florida (3rd)
- 2002 - Columbus State (1st)
- 2003 - Kennesaw State (3rd)
- 2004 - Columbus State (5th)



*Darryl Boyd (throwing, below) was the PBC's top pitcher in 1993, going 7-1 and compiling a 1.79 ERA, leading the Pirates to a PBC championship and a South Atlantic Regional berth.*

## PBC Teams In NCAA South Atlantic Regionals Since 1988 (Seed in Parenthesis)

- 1988 - Armstrong Atlantic State (1)  
Columbus State (2)
- 1989 - Armstrong Atlantic State (1)
- 1990 - Armstrong Atlantic State (1)  
Columbus State (2)
- 1991 - Armstrong Atlantic State (1)
- 1992 - Armstrong Atlantic State (1)  
USC Aiken (2)
- 1993 - USC Aiken (1)  
Armstrong Atlantic State (2)  
Francis Marion (3)
- 1994 - Columbus State (1)  
Armstrong Atlantic State (2)  
North Florida (2 - South)
- 1995 - Kennesaw State (1)  
North Florida (1 - South)  
Georgia College & State (3)
- 1996 - Kennesaw State (1)  
Columbus State (2)
- 1997 - Kennesaw State (1)  
Georgia College & State (3)  
North Florida (3 - South)
- 1998 - Kennesaw State (1)  
Armstrong Atlantic State (2)  
Columbus State (4)
- 1999 - North Florida (1)  
Kennesaw State (3)  
Armstrong Atlantic State (4)
- 2000 - North Florida (1)  
Georgia College & State (3)  
Kennesaw State (4)
- 2001 - North Florida (1)  
Kennesaw State (2)  
Georgia College & State (3)
- 2002 - Kennesaw State (1)  
North Florida (2)  
Columbus State (3)  
GC&SU (4)
- 2003 - North Florida (1)  
Armstrong Atlantic State (2)  
Kennesaw State (3)  
Francis Marion (4)
- 2004 - North Florida (1)  
Columbus State (3)  
Augusta State (4)

## PBC Teams In NCAA DII Final Poll Since 1988 (Rank in Parenthesis)

- 1988 - Armstrong Atlantic State (4)  
Columbus State (8)
- 1989 - Armstrong Atlantic State (1)  
Columbus State (15)
- 1990 - Armstrong Atlantic State (1)  
Columbus State (17)
- 1991 - Armstrong Atlantic State (12)
- 1992 - USC Aiken (6)  
Armstrong Atlantic State (8)  
Columbus State (18)
- 1993 - USC Aiken (5)  
Armstrong Atlantic State (11)  
Francis Marion (19)
- 1994 - Armstrong Atlantic State (5)  
North Florida (10)  
Georgia College & State (14)  
Columbus State (17)
- 1995 - Georgia College & State (2)  
Kennesaw State (10)  
North Florida (11)  
Columbus State (23)
- 1996 - Kennesaw State (1)  
Columbus State (7)  
Georgia College & State (30)  
Armstrong Atlantic State (31)
- 1997 - Kennesaw State (4)  
Georgia College & State (7)  
North Florida (11)
- 1998 - Kennesaw State (2)  
Columbus State (18)  
Armstrong Atlantic State (19)  
North Florida (21)
- 1999 - Kennesaw State (2)  
North Florida (5)  
Armstrong Atlantic State (10)  
Columbus State (12)  
Lander (24)  
Georgia College & State (30)
- 2000 - North Florida (3)  
Georgia College & State (6)  
Kennesaw State (17)  
Columbus State (24)  
Armstrong Atlantic State (25)
- 2001 - North Florida (3)  
Kennesaw State (6)  
Georgia College & State (10)  
Armstrong Atlantic State (15)  
Lander (18)  
Columbus State (22)
- 2002 - Columbus State (1)  
Kennesaw State (5)  
North Florida (10)  
Georgia College & State (14)  
USC Aiken (20)
- 2003 - Kennesaw State (3)  
North Florida (5)  
Armstrong Atlantic State (9)  
Francis Marion (18)  
Columbus State (22)
- 2004 - Columbus State (5)  
North Florida (7)  
Augusta State (19)  
GC&SU (29)



# PBC Yearly Statistical Leaders (Individual)



## Batting

Yr	Player	GP	AB	H	Avg.
1992	Roman Miestowski, ASC	58	227	101	.445
1993	Chris Hodge, AC	51	177	72	.407
1994	Keith Daugherty, COL	54	205	84	.410
1995	Ryan Coe, KSC	51	192	87	.453
1996	Greg Winters, GC	58	186	78	.419
1997	Bert Beatson, FMU	44	163	68	.417
1998	Jason Jones, KSU	66	256	101	.395
1999	Willie Carter, KSU	55	222	92	.414
2000	J.P. Songin, GCSU	59	209	84	.402
2001	Chris Carr, GCSU	57	193	80	.415
2002	Ashley Farr, USCA	56	220	94	.427
2003	Ashley Farr, USCA	54	207	100	.483
2004	Sam Barth, ASU	55	215	86	.400

## RBI

Yr	Player	GP	RBI	RBI/Game
1992	Eric Chavez, ASC	59	82	1.39
1993	Tom Estep, FMU	43	57	1.33
1994	Tony Kunka, ASC	65	86	1.32
1995	Ryan Coe, KSC	51	67	1.31
1996	Dusty DeVore, COL	55	62	1.13
1997	Steve Mitrovich, FMU	46	48	1.04
1998	Jason Jones, KSU	66	103	1.56
1999	Jason Jones, KSU	63	93	1.48
2000	Kevin Kay, UNF	60	83	1.38
2001	Brad Bouras, CSU	54	67	1.24
2002	Ashley Farr, USCA	56	74	1.32
	Tavis Cummings, USCA	56	74	1.32
2003	Joseph Russell, UNF	57	75	1.32
2004	Larry Pittmon, CSU	61	75	1.23

## Home Runs

Yr	Player	GP	HR	HR/Game
1992	Eric Chavez, ASC	59	21	0.36
1993	Chris Hodge, AC	51	18	0.35
1994	Tarry Stokes, AC	51	25	0.49
1995	Keith Daugherty, COL	60	15	0.25
1996	Dusty DeVore, COL	55	22	0.40
1997	Jason Backus, GCSU	64	18	0.28
1998	Jason Jones, KSU	66	26	0.39
1999	Jason Jones, KSU	63	25	0.40
2000	Chris Carr, GCSU	57	17	0.30
2001	Donny Hood, KSU	59	19	0.32
2002	Donny Hood, KSU	59	18	0.31
2003	Scott Conway, KSU	57	21	0.37
2004	Larry Pittmon, CSU	61	21	0.34

## Doubles

Yr	Player	GP	2B	2B/Game
1992	Tom Estep, FMU	43	15	0.35
1993	Ty Stott, USCS	41	17	0.41
1994	Danny O'Rourke, GC	58	24	0.41
1995	Tarry Stokes, AC	49	21	0.43
1996	Chris Grady, GC	58	26	0.45
1997	Stanley Moss, USCS	43	18	0.42
1998	Brad Bender, CSU	51	24	0.47
1999	Jason Lockhart, UNCP	49	24	0.49
2000	Chris Carr, GCSU	57	24	0.42
2001	Lloyd Turner, KSU	60	23	0.38
2002	Chris Gilstrap, CSU	62	24	0.39
2003	Clint Watters, KSU	58	24	0.41
2004	Bradley Key, USCA	56	24	0.43

## Triples

Yr	Player	GP	3B	3B/Game
1992	Brad Beatson, FMU	41	5	0.12
1993	Antone Brooks, FMU	40	4	0.10
1994	Greg Medford, USCS	42	5	0.12
1995	Greg Medford, USCS	38	5	0.13
1996	Ryan Girard, AC	49	7	0.14
1997	Bert Beatson, FMU	44	5	0.11
1998	Dustin Sands, FMU	46	6	0.13
1999	Tom Darby, LU	47	7	0.15
2000	Haydn Chinn, AASU	53	5	0.09
2001	Matt May, ASU	50	9	0.18
2002	Chris Boenen, AASU	55	6	0.11
2003	Six tied with 4			
2004	Quincy Wyche, UNCP	51	6	0.12

## Stolen Bases

Yr	Player	GP	SB-SBA	SB/Game
1992	Marquis Spell, FMU	43	30-35	0.70
1993	Brad Beatson, FMU	43	29-33	0.67
1994	Adam Riggs, USCA	57	42-47	0.74
1995	Brett Thees, CSU	58	46-51	0.79
1996	Joe Parks, KSU	56	37-42	0.66
1997	Lee Carter, FMU	47	27-32	0.57
1998	Scott Crabb, GCSU	53	27-33	0.51
1999	Willie Carter, ASU	55	35-42	0.64
2000	JuJu Foreman, ASU	54	49-58	0.91
2001	Gary Harris, GCSU	59	30-35	0.51
2002	Jason Samples, GCSU	52	31-43	0.60
2003	Clint Keown, USCA	53	52-59	0.98
2004	Garrett Groce, CSU	57	28-34	0.49

## Victories

Yr	Player	IP	W-L	Pct.
1992	Daryle Gavlick, ASC	100.0	11-1	.917
	Keith Linebarger, COL	116.7	11-3	.786
1993	Rob Jackson, AC	111.1	10-5	.667
1994	Tim Trawick, COL	99.2	11-2	.846
1995	Chris McKnight, KSC	107.1	13-0	1.000
1996	Rodney Stevenson, COL	124.0	13-2	.867
1997	Jeremy Halpin, FMU	97.0	13-2	.867
1998	Dusty Keppen, KSU	103.0	12-0	1.000
	Chris Bowen, KSU	119.2	12-2	.857
1999	Tony Pierce, CSU	113.0	12-1	.923
2000	Matt Incinelli, UNF	107.1	12-1	.923
2001	Brad Reed, KSU	58.2	14-1	.933
	Tod Ewasko, UNF	142.1	14-3	.824
	Brian Rauch, UNF	111.0	14-3	.824
2002	Erin Jones, FMU	117.2	12-6	.667
2003	Jon Dobyns, AASU	105.2	12-2	.857
2004	Travis Stanton, UNF	128.1	12-2	.857

## Saves

Yr	Player	IP	ERA	Saves
1992	Steve Lee, USCA	40.1	0.89	8
1993	Tony Locey, COL	49.0	1.29	11
1994	Scott Donovan, ASC	57.0	5.05	8
1995	Doug Louthan, ASC	62.2	2.44	8
1996	Brandon O'Hearn, COL	28.1	1.27	13
1997	Jason Jones, KSU	28.2	1.88	9
1998	Casey Jackson, ASU	19.1	1.40	5
	Mike Prokop, KSU	36.0	1.75	5
1999	Chris Humrich, AASU	26.2	3.04	10
2000	Jerrold Payne, UNF	54.2	1.65	14
2001	Mike Wood, UNF	80.1	4.59	16
2002	Brian Baker, CSU	58.0	2.02	8
2003	Justin Cerrato, UNF	44.0	1.84	10
2004	Cody Williams, ASU	30.0	4.50	12

## Earned Runs

Yr	Player	IP	R	ER	ERA
1992	Daryle Gavlick, ASC	100.0	25	13	1.17
1993	Tony Locey, COL	49.0	12	7	1.29
1994	Mason Rose, AC	57.2	15	11	1.72
1995	Chris McKnight, KSC	107.1	32	20	1.68
1996	Jeff Agard, ASC	78.0	22	9	1.04
1997	Donnie Thomas, KSU	98.1	31	20	1.83
1998	Jeremy Wedel, AASU	114.0	36	26	2.05
1999	Tony Pierce, CSU	113.0	37	26	2.07
2000	Adam Horne, UNF	89.2	28	18	1.81
2001	Ben Genrich, KSU	79.1	35	24	2.72
2002	Erin Jones, FMU	117.2	57	30	2.29
2003	Justin Walker, ASU	71.2	29	18	2.26
2004	Judson Bradley, CSU	66.2	22	15	2.03

## Strikeouts

Yr	Player	GP	IP	SO	K's/G
1992	Daryle Gavlick, ASC	14	100.0	124	11.16
1993	Bryan Ward, USCA	21	110.2	134	10.90
1994	Brian Britton, COL	19	119.0	133	10.10
1995	Chad Beagle, USCA	19	55.0	74	12.11
1996	Chip Cason, GC	17	91.2	99	9.77
1997	Kevin Mobley, GCSU	19	116.0	129	10.00
1998	Mark Copeland, AASU	14	56.0	58	9.64
1999	David Lee, LU	17	65.0	86	11.91
2000	Lee Rodney, KSU	14	79.2	92	10.37
2001	Tod Ewasko, UNF	22	142.1	108	6.84
2002	Grant Reynolds, KSU	17	103.0	134	11.71
2003	Grant Reynolds, KSU	16	98.0	115	10.56
2004	Travis Stanton, UNF	20	128.1	115	8.08

Daryle Gavlick led all pitchers in NCAA Division II with 124 strikeouts in 1992

# PBC Yearly Statistical Leaders (Team)

## Batting

Yr	School	GP	AB	H	Avg.
1992	Armstrong State	59	2299	602	.316
1993	Armstrong State	59	1971	666	.338
1994	Kennesaw State	62	1902	628	.330
1995	Kennesaw State	55	1854	613	.331
1996	Francis Marion	37	1289	399	.310
1997	Francis Marion	47	1577	488	.309
1998	Kennesaw State	66	2250	768	.342
1999	Lander	48	1634	530	.324
2000	GC&SU	59	1977	625	.316
2001	Armstrong Atlantic	53	1787	615	.344
2002	Armstrong Atlantic	55	1890	641	.339
2003	USC Aiken	54	1890	626	.331
2004	Augusta State	56	1882	601	.319

## Scoring

Yr	School	GP	R	R/Game
1992	Armstrong State	59	502	8.51
1993	Armstrong State	59	565	9.58
1994	Armstrong State	66	571	8.65
1995	Kennesaw State	55	433	7.87
1996	Columbus College	56	399	7.13
1997	Kennesaw State	62	447	7.21
1998	Kennesaw State	66	628	9.51
1999	North Florida	60	506	8.43
2000	North Florida	63	514	8.16
2001	Columbus State	56	497	8.88
2002	Columbus State	63	511	8.11
2003	Augusta State	51	407	7.98
2004	Augusta State	56	424	7.57

## Home Runs

Yr	School	GP	HR	HR/Game
1992	N/A			
1993	Augusta College	51	64	1.25
1994	Augusta College	52	62	1.19
1995	Columbus College	60	55	0.92
1996	Columbus College	56	91	1.63
1997	Columbus State	55	63	1.15
1998	Kennesaw State	66	91	1.38
1999	North Florida	60	92	1.53
2000	USC Aiken	56	74	1.32
2001	Kennesaw State	60	69	1.15
2002	USC Aiken	56	78	1.39
2003	Kennesaw State	58	83	1.43
2004	Kennesaw State	56	60	1.07

## Stolen Bases

Yr	School	GP	SB-SBA	SB/Game
1992	N/A			
1993	Francis Marion	43	79-91	1.84
1994	USC-Aiken	57	150-174	2.63
1995	Georgia College	61	115-149	1.89
1996	Kennesaw State	65	107-138	1.65
1997	Francis Marion	47	77-109	1.64
1998	GC&SU	57	113-155	1.98
1999	GC&SU	55	141-181	2.56
2000	Augusta State	54	120-153	2.22
2001	Columbus State	56	135-172	2.41
2002	GC&SU	54	126-173	2.33
2003	GC&SU	51	113-155	2.22
2004	Augusta State	56	131-172	2.34

## Fielding

Yr	School	GP	PO	Ast	Err	Pct
1992	Columbus College	53	1280	491	64	.965
1993	Kennesaw State	54	1176	457	56	.967
1994	Kennesaw State	62	1415	623	93	.956
1995	Columbus College	60	1515	638	88	.961
1996	Columbus College	56	1455	608	76	.964
1997	Armstrong Atlantic	58	1444	639	85	.961
1998	Kennesaw State	66	1671	765	72	.971
1999	Armstrong Atlantic	56	1409	558	74	.964
2000	Armstrong Atlantic	54	1397	553	81	.960
2001	Lander	51	1261	517	74	.960
	Columbus State	56	1346	587	81	.960
2002	Kennesaw State	59	1513	626	71	.968
2003	Kennesaw State	58	1472	615	75	.965
2004	Kennesaw State	56	1378	572	67	.967
	North Florida	59	1529	668	75	.967

## Earned Runs

Yr	School	GP	IP	R	ER	ERA
1992	Armstrong State	59	495.1	203	128	2.33
1993	Armstrong State	59	502	243	145	2.69
1994	Armstrong State	66	567.2	311	212	3.36
1995	Kennesaw State	55	463.1	201	144	2.80
1996	Kennesaw State	65	562	242	189	3.03
1997	Kennesaw State	62	521	210	154	2.66
1998	Kennesaw State	66	557	192	154	2.49
1999	Kennesaw State	63	530	253	199	3.38
2000	Kennesaw State	58	491	247	189	3.46
2001	Francis Marion	51	426.1	259	182	3.84
2002	Columbus State	63	530.2	272	181	3.07
2003	Armstrong Atlantic	51	431.1	169	130	2.71
2004	Francis Marion	46	386.2	199	150	3.49



*Eric Chavez led the Peach Belt in both home runs (21) and RBI (82) en route to PBC Player of the Year honors in 1992.*



*All-America Tony Kunka led the Peach Belt in RBIs in 1994 with 86 (1.32 per game).*



## Individual Batting Records

### Highest Batting Average

**Season** .483 by Ashley Farr (USCA), 2003  
**Career** .420 by Ashley Farr (USCA), 2002-04

### Highest Slugging Percentage

**Season** .837 by Jason Jones (KSU), 1999  
**Career** .732 by Ryan Coe (KSC), 1994-95

### Most Games Played

**Season** 69 by Greg Winters (GC), 1995  
**Career** 241 by Jason Jones (KSU), 1996-99

### Most At Bats

**Game** 8, eight times. (Last: Adrian Colton (KSU) vs. CAU, 3-23-04)  
**Season** 271 by Kevin Baldwin, (KSU), 1998  
**Career** 843 by Nathan Cothran (KSU), 1995-98

### Most Runs Scored

**Game** 6 by Clint Watters (KSU) vs. Clark Atlanta, 3-23-04  
 6 by Kevin Faulkner (LU) vs. Belmont Abbey, 4-20-04  
**Season** 88 by Nathan Cothran (KSU), 1998  
**Career** 230 by Brad Bouras (CSU), 1998-01

### Most Hits

**Game** 7 by Adrian Colton (KSU) vs. Clark Atlanta, 3-23-04  
**Season** 103 by Jason Jones (KSU), 1998  
**Career** 303 by Brad Bouras (CSU), 1998-01

### Most Runs Batted In

**Game** 10 by Jason Berry (USCS) vs. Belmont Abbey, 3-13-01  
**Season** 103 by Jason Jones (KSU), 1998  
**Career** 255 by Brad Bouras (CSU), 1998-01

### Most Doubles

**Game** 4 by Nathan Grant (USCA) vs. Southern Indiana, 3-9-99  
 4 by Chris Hodge (AC) vs. Presbyterian, 4-15-93  
 4 by Steve Young (ASC) vs. Howard, 2-14-93  
**Season** 26 by Chris Grady (GC), 1996  
 26 by Kyle Catrett (UNF), 2000  
**Career** 58 by Nathan Cothran (KSU), 1995-98

### Most Triples

**Game** 3 by Rauf Tunali (KSU) vs. Lincoln Memorial, 2-22-97  
**Season** 9 by Matt May (ASU), 2001  
**Career** 18 by Dustin Sands (FMU), 1995-98

### Most Home Runs

**Game** 4 by Steve Wilfing (FMU) vs. Newberry, 4-7-93  
**Season** 26 by Jason Jones (KSU), 1998  
**Career** 63 by Brad Bouras, 1998-01

### Most Consecutive Games with a Home Run

7 by Ryan Coe (KSC, 1994)

### Most Total Bases

**Game** 20 by Jason Berry (USCS) vs. Belmont Abbey, 3-13-01  
**Season** 206 by Jason Jones (KSU), 1998  
**Career** 561 by Brad Bouras (CSU), 1998-01

### Most Walks

**Game** 4 by many  
**Season** 67 by Greg Winters (GC), 1996  
**Career** 199 by Greg Winters (GC), 1993-96

### Most Times Hit by Pitch

**Game** 4 by Stephen Worrell (CSU) vs. Pfeiffer, 5-13-04 (DII Record)  
**Season** 30 by Deron Spink (ASC), 1994  
**Career** 45 by J. Taylor (FMU), 1999-2000

### Most Stolen Bases

**Game** 5 by Clint Keown (USCA) vs. Lindsey-Wilson, 3-12-03  
**Season** 52 by Clint Keown (USCA), 2003  
**Career** 87 by Clint Keown (USCA), 2001-03

### Longest Hitting Streak

**Season** 41 by David Harriman (AASU), 2002  
**Career** 41 by Jason Jones (KSU), 1998-99  
 41 by David Harriman (AASU), 2002

### Most Sacrifice Hits

**Game** 3 by many  
**Season** 16 by Rob Recuenco (AASU), 2004  
**Career** 23 by Mel Young (FMU), 1993-96

## Individual Pitching Records

### Most Appearances

**Season** 33 by Eric Stewart (UNCP), 2004  
 33 by Mike Wood (UNF), 2001  
 33 by Blake Allen (CSU), 2000  
**Career** 85 by Zach Shelnett (AASU), 2001-04

### Most Starts

**Season** 20 by Kevin Dye (GC), 1995  
**Career** 65 by Matt Incinelli (UNF), 1999-2002

### Most Complete Games

**Season** 12 by Rusty Kea (GC), 1992  
 12 by Tod Ewasko (UNF), 2001  
**Career** 29 by Erin Jones (FMU), 2002-04

### Most Relief Appearances

**Season** 32 by Eric Stewart (UNCP), 2004  
 32 by Mike Wood (UNF), 2001  
**Career** 85 by Zach Shelnett (AASU), 2001-04

### Most Wins

**Season** 14 by Brad Reed (KSU), 2001  
 14 by Tod Ewasko (UNF), 2001  
 14 by Brian Rauch (UNF), 2001  
**Career** 45 by Matt Incinelli (UNF), 1999-2002

### Most Consecutive Wins

**Season** 13 by Chris McKnight (KSC), 1995  
**Career** 18 by Greg Perry (KSU), 1995-99

### Highest Win-Loss Percentage (Min. 10 decisions)

**Season** 1.000 (12-0) by Jason Childers (KSC), 1996  
 1.000 (12-0) by Dusty Keppen (KSU), 1998  
 1.000 (10-0) by Adam Brandenburg (KSU), 2002  
**Career** 1.000 (18-0) by Greg Perry (KSU), 1995-99

### Most Saves

**Season** 16 by Mike Wood (UNF), 2001  
**Career** 22 by Casey Jackson (ASU), 1996-98

### Lowest Earned Run Average

**Season** 0.89 by Steve Lee (USCA), 1993  
**Career** 1.91 by Steve Lee (USCA), 1992-93

### Consecutive Scoreless Innings

**Season** 30.1 by Mark Ewing (ASC), 1992

### Most Innings Pitched

**Game** 12.0 by Ashley Brewer (UNCP) vs. USC Aiken, 4-3-04  
 12.0 by Jason Nunzy (USCA) vs. AASU, 3-30-02  
**Season** 144.2 by Kevin Dye (GC), 1995  
**Career** 430.2 by Matt Incinelli (UNF), 1999-2002

### Most Strikeouts

**Game** 19 by Jeremy Ward (UNCP) vs. AASU, 4-28-01  
 19 by Grant Reynolds (KSU) vs. USCA, 3-14-03  
**Season** 146 by Tony Pierce (CSU), 1999  
**Career** 328 by Matt Incinelli (UNF), 1999-2002

### Most Walks

**Game** 11 by Clint Brooks (ASC) vs. Valdosta State, 4-11-95  
 11 by Antone Brooks (FMU) vs. USC Aiken, 3-30-93  
**Season** 67 by Mark Copland (ASU), 1997  
**Career** 172 by Chris Daniels (USCA), 1997-2000

### Most Shutouts

**Season** 4 by Jason Childers (KSC), 1996  
 4 by Daryle Gavlick (ASC), 1992  
**Career** 5 by Jason Childers (KSU), 1996-97

### Most Consecutive Shutouts

**Season** 3 by Mark Ewing (ASC), 1992

## Individual Fielding Records

### Most Putouts

**Game** 19 by eight players (last: Andrew Graham (AASU) vs. Mars Hill, 2-9-03)  
**Season** 577 by Joey Russell (UNF), 2004  
**Career** 1,090 by Joey Russell (UNF), 2003-04

### Most Assists

**Game** 10 by many (last: Adam Brandenburg, 2004)  
**Season** 199 by Willie Harris (KSU), 1999  
**Career** 513 by Alfredo Lugo (GCSU), 1998-01





# Peach Belt Conference Records (All Games)

## Most Errors

**Game** 5 by Bennett Mayfield (ASU) vs. Columbus State, 2-16-04  
 5 by Brad Bender (ASC) vs. North Florida, 4-2-96  
**Season** 42 by Shane Hopper (CSU), 1999  
**Career** 88 by Tony Hanks (USCA), 2001-04

## Most Passed Balls

**Game** 5 by David Gillespie (USCA) vs UNC Pembroke, 4-21-00  
**Season** 31 by David Gillespie (USCA), 2000  
**Career** 49 by Derrick Roadcap (FMU), 1991-94

## Team Records

**Most Wins in a Season:** 61 by Kennesaw State, 1998 (**DII Record**)  
**Most Consecutive Wins:** 30 by Kennesaw State, 1998 (**DII Record**)  
**Most Consecutive Home Wins:** 31 by Kennesaw State, 1998  
**Most Consecutive Away Wins:** 11 by Kennesaw State, 1998  
**Best Won-Lost Percentage:** .924 (61-5) by Kennesaw State, 1998  
**Most Losses in a Season:** 42 by USC Spartanburg, 2001  
**Most Consecutive Losses:** 16 by Pembroke State, 1994  
**Most Consecutive Home Losses:** 10 by Pembroke State, 1994  
**Most Consecutive Away Losses:** 9 by Francis Marion, 1999 & 2002  
**Longest Game:** 16 inn. by Lander (3) vs. Francis Marion (1), 4-12-98  
 16 inn. by GC&SU (8) vs. USC Aiken (7), 2-17-02

## Team Batting Records

### Highest Batting Average

**Season** .344 by Armstrong Atlantic State, 2001

### Most At Bats

**Game** 58 by Francis Marion vs. Lander, 4-12-98  
 58 by USC Aiken vs. GC&SU, 2-17-02  
**Season** 2270 by Georgia College, 1995

### Most Runs

**Inning** 16 by Kennesaw State vs. Knoxville, 4-19-96  
**Game** 35 by Kennesaw State vs. Clark Atlanta, 3-23-04  
**Season** 628 by Kennesaw State, 1998

### Most Hits

**Inning** 13 by Kennesaw State vs. Knoxville, 4-19-96  
**Game** 30 by Kennesaw State vs. Clark Atlanta, 3-23-04  
**Season** 768 by Kennesaw State, 1998 (**DII National Record**)

### Most Runs Batted In

**Inning** 15 by Kennesaw State vs. Knoxville, 4-19-96  
**Game** 32 by Kennesaw State vs. Clark Atlanta, 3-23-04  
**Season** 558 by Kennesaw State, 1998

### Most Doubles

**Inning** 5 by USC Aiken vs. GC&SU, 3-7-99  
**Game** 11 by Armstrong State vs. S.C. State, 3-30-93  
**Season** 152 by Kennesaw State, 1998

### Most Triples

**Inning** 2 by Francis Marion vs. North Greenville, 4-24-04  
 2 by Augusta College vs. USC Spartanburg, 4-14-95  
 2 by Armstrong State vs. Howard, 2-19-94  
**Game** 4 by five teams. Last: Lander vs. Benedict, 2-25-04  
**Season** 38 by Armstrong State, 1994

### Most Home Runs

**Inning** 3, several times  
**Game** 11 by Francis Marion vs. Newberry, (4-7-93)  
**Season** 92 by Columbus College, 1996  
 92 by North Florida, 1999

### Most Grand Slams

**Game** 2 by Francis Marion vs. Newberry, 4-7-93  
 2 by USC Spartanburg vs. Belmont Abbey, 3-13-01  
**Season** 5 by Armstrong State, 1994  
 5 by USC Aiken, 2002

### Most Total Bases

**Inning** 19 by UNC Pembroke vs. East Stroudsburg, 3-8-03  
**Game** 69 by USC Spartanburg vs. Belmont Abbey, 3-13-01  
**Season** 1,215 by Kennesaw State, 1998

### Most Times Walked

**Inning** 7 by GC&SU vs. North Florida, 4-15-00  
 7 by USC Aiken vs. Fairmont State, 3-7-00  
 7 by Francis Marion vs. West Virginia State, 3-27-92  
**Game** 18 by USC Aiken vs. Fairmont State, 3-7-00  
**Season** 383 by Armstrong State, 1993

## Most Sacrifice Hits

**Game** 6 by AASU vs. FMU, 4-6-03 (**ties DII Record**)  
**Season** 75 by GC&SU, 1995 (**DII Record**)

## Most Sacrifice Flies

**Game** 6 by Armstrong State vs. Gannon, 2-28-92  
**Season** 62 by Armstrong State, 1994 (**DII Record**)

## Most Stolen Bases

**Inning** 5 by Pembroke State vs. St. Andrews  
**Game** 9, four times. Last by GC&SU vs. West Alabama, 3-28-01  
**Season** 168 by USC Aiken, 1992

## Most Stolen Base Attempts

**Inning** 6 by Pembroke State vs. St. Andrews  
**Game** 11 by GC&SU vs. USC Aiken, 2-17-02  
**Season** 202 by USC Aiken, 1992

## Most Times Hit by Pitch

**Inning** 4 by Armstrong Atlantic vs. Adelphi, 3-7-00  
**Game** 9 by USC Aiken vs. Taylor, 3-28-02  
**Season** 80 by Lander, 2004

**Most Consecutive Games Without Being Shutout, Season**  
 66 by Kennesaw State, 1998

**Most Consecutive Games Without Being Shutout, Overall**  
 260 by USC Aiken, 3-9-96 to 3-4-00

## Largest Winning Margin

**Game** 35 by Kennesaw State (35) vs. Clark Atlanta (0), 3-23-04

## Team Pitching Records

### Most Complete Games

**Season** 26 by Georgia College, 1992

### Lowest Earned Run Average

**Season** 2.33 by Armstrong State, 1992

### Most Innings Pitched

**Season** 586.2 by Georgia College, 1995

### Most Strikeouts

**Inning** 4, several times  
**Game** 22 by Columbus State vs. USC Aiken, 5-11-94  
**Season** 510 by USC Aiken, 1995

### Most Walks Allowed

**Inning** 6, several times  
**Game** 22 by Columbus State vs. Huntingdon, 4-13-99  
**Season** 297 by Armstrong State, 1994

### Most Shutouts

**Season** 12 by Kennesaw State, 1998

### Most Saves

**Season** 20 by Columbus College, 1996

## Team Fielding Records

### Most Putouts

**Game** 48 by Francis Marion vs. Lander, 4-12-98  
 48 by GC&SU vs. USC Aiken, 2-17-02  
 48 by USC Aiken vs. GC&SU, 2-17-02  
**Season** 1760 by Georgia College, 1995

### Most Assists

**Inning** 7, several times  
**Game** 25 by Kennesaw State vs. Montreat, 3-11-96  
**Season** 771 by Kennesaw State, 1993

### Most Errors

**Inning** 4 by Augusta State vs. Erskine, 3-31-98  
**Game** 9 by Francis Marion vs. UNC Pembroke, 2-14-98  
 9 by Francis Marion vs. Lander, 4-12-98  
**Season** 157 by Georgia College & State Univ., 1997

### Most Double Plays

**Game** 6 by Lander vs. USC Aiken, 3-15-98 (**T-DII Record**)  
**Season** 65 by Kennesaw State, 1999  
 65 by Armstrong State, 1994

### Most Passed Balls

**Game** 5 by USC Aiken vs. UNC Pembroke, 4-21-00  
 5 by GC&SU vs. UNC Pembroke, 4-6-03  
**Season** 41 by USC Aiken, 2000





## Individual Batting Records

### Highest Batting Average

**Season** .469 by Ryan Coe (KSC), 1995  
**Career** .392 by Ashley Farr (USCA), 2002-04

### Highest Slugging Percentage

**Season** 1.059 by Tarry Stokes (AC), 1995  
**Career** .713 by Tarry Stokes (AC) 1992-95

### Most Games

**Season** 30 by many  
**Career** 115 by Jerry Honeycutt (FMU), 2000-03

### Most At Bats

**Game** 8 by five players  
**Season** 133 by Julius Thames (KSU), 2002  
**Career** 411 by Jerry Honeycutt (FMU), 2000-03

### Most Runs Scored

**Game** 5 by Kurt McKee (CSU) vs. UNC Pembroke, 4-25-04  
 5 by Joseph Russell (UNF) vs. Augusta State, 2-23-03  
 5 by Bo Counts (KSU) vs. USC Aiken, 4-28-01  
 5 by Antone Brooks (FMU) vs. Columbus, 3-29-93  
**Season** 44 by Willie Harris (KSU), 1999  
**Career** 85 by Alfredo Lugo (GC&SU), 1998-2001

### Most Hits

**Game** 6 by Kurt McKee (CSU) vs. UNC Pembroke, 4-25-04  
**Season** 50 by Antonio Evans (USCA), 1999  
**Career** 131 by Jerry Honeycutt (FMU), 2000-03

### Most Runs Batted In

**Game** 8 by Scott Conway (KSU) vs. Francis Marion, 2-22-03  
**Season** 44 by Jason Jones (KSU), 1999  
**Career** 93 by Jason Jones (KSU), 1996-99

### Most Doubles

**Game** 3, six times.  
**Season** 15 by Donny Hood (KSU), 2002  
**Career** 31 by Dustin Sands (FMU), 1995-98

### Most Triples

**Game** 2, five times. Last: Chris Newman (FMU) vs. ASU, 2-29-04  
**Season** 6 by Dustin Sands (FMU), 1998  
**Career** 12 by Dustin Sands (FMU), 1995-98

### Most Home Runs

**Game** 3, five times. Last: George Fletcher (AASU) vs. USCA, 5-8-04  
**Season** 14 by Jason Jones (KSU), 1999  
**Career** 25 by Jason Jones (KSU), 1996-99

### Most Consecutive Games with a Home Run

4 by David Harriman (AASU), 4-14-01 to 4-21-01

### Most Total Bases

**Game** 14 by George Fletcher (AASU) vs. USC Aiken, 5-8-04 (3 HR, 1 2B)  
**Season** 94 by Jason Jones (KSU), 1999  
**Career** 215 by Jason Jones (KSU), 1996-99

### Most Walks

**Game** 4, six times.  
**Season** 27 by Travis Evans (KSU), 2002  
 27 by Chris Edwards (USCA), 2000  
**Career** 61 by Tory Tarleton (ASU), 1994-97

### Most Stolen Bases

**Game** 4 by many  
**Season** 22 by Jason Samples (GCSU), 2002  
**Career** 48, Jason Samples (GCSU), 2000-03

### Longest Hitting Streak

**Season** 17 games by Richie Blankenship (GCSU), 1997  
 17 games by Gary Harris (GCSU), 2001  
 17 games by David Harriman (AASU), 2002

### Most Sacrifice Hits

**Game** 3, three times. Last: Justin Mills (GCSU) vs. AASU, 4-25-04  
**Season** 13 by Rob Recuenco (AASU), 2004  
**Career** 19 by Michael Pelley (AASU), 2003-04  
 19 by Alfredo Lugo (GCSU), 1998-2001

## Individual Pitching Records

### Most Appearances

**Season** 18 by Eric Stewart (UNCP), 2004  
**Career** 44 by Brian Baker (CSU), 2002-04

### Most Starts

**Season** 11 by Wes McColl (USCA), 2003  
**Career** 31 by Chris Daniels (USCA), 1997-2000

### Most Complete Games

**Season** 9 by Erin Jones (FMU), 2003  
 9 by Tony Pierce (CSU), 1999  
**Career** 17 by Erin Jones (FMU), 2002-03

### Most Relief Appearances

**Season** 18 by Eric Stewart (UNCP), 2004  
**Career** 43 by Zach Shelmutt (AASU), 2001-04

### Most Wins

**Season** 9 by Tony Pierce (CSU), 1999  
**Career** 29 by Matt Incinelli (UNF), 1999-2002

### Most Consecutive Wins

**Season** 8 by Jon Dobyns (AASU), 2003  
 8 by Matt Incinelli (UNF), 2002  
 8 by Matt Pender (KSU), 2002  
 8 by Tony Pierce (CSU), 1999  
**Career** 11 by Darryll Boyd (AASU) (11-0), 1992-93

### Highest Win-Loss Percentage (Min. seven decisions)

**Season** 1.000 (8-0) by Jon Dobyns (AASU), 2003  
 1.000 (8-0) by Matt Pender (KSU), 2002  
 1.000 (7-0) by Chris McKnight (KSC), 1995  
**Career** 1.000 (11-0) by Darryll Boyd (AASU), 1992-93

### Most Saves

**Season** 10 by Cody Williams (ASU), 2004  
**Career** 15 by Brian Baker (CSU), 2002-Present

### Best Earned Run Average (Min. 30.0 IP)

**Season** 0.89 by Marty Watson (FMU), 1998 (30.1 IP)  
**Career** 2.44 by Chris Bowen (KSU), 1996-99

### Most Consecutive Scoreless Innings

**Season** 21.1 by Mark Ewing (ASC), 1992

### Most Innings Pitched

**Game** 12.0 by Ashley Brewer (UNCP) vs. USC Aiken, 4-3-04  
 12.0 by Jason Nuzny (USCA) vs. AASU, 3-30-02  
**Season** 87.0 by Tony Pierce (CSU), 1999  
**Career** 274.0 by Matt Incinelli (UNF), 1999-2002

### Most Strikeouts

**Game** 19 by Grant Reynolds (KSU) vs. USC Aiken, 3-14-03  
 19 by Jeremy Ward (UNCP) vs. AASU, 4-28-01  
**Season** 105 by Grant Reynolds (KSU), 2002  
**Career** 208 by Matt Incinelli (UNF), 1999-2002

### Most Walks

**Game** 11 by Antone Brooks (FMU) vs. USC Aiken, 3-30-93  
**Season** 45 by Chris Daniels (USCA), 2000  
**Career** 127 by Chris Daniels (USCA), 1997-2000

### Most Shutouts

**Season** 3 by Steve Pacheco (GCSU), 2001  
 3 by Jeremy Wedel (AASU), 1998  
**Career** 5 by Adam Horne (UNF), 1999-2002

### Most Consecutive Shutouts

**Career** 2 by Jeff Agard (ASC), 1996  
 2 by Mark Ewing (ASC), 1992

## Individual Fielding Records

### Most Putouts

**Game** 19 by Joey Russell (UNF) vs. UNCP, 2-16-04  
 19 by Damon Santimauro (KSU) vs. CSU, 4-9-98  
**Season** 305 by Michael Pelley (AASU), 2003  
**Career** 474 by Jerry Honeycutt (FMU), 2000-03

### Most Assists

**Game** 10, six times. Last by Kurt McKee (CSU) vs. USCS, 4-5-03  
**Season** 101 by Ryan Knight (UNF), 2004  
**Career** 225 by Tony Hanks (USCA), 2001-04

### Most Errors

**Game** 5 by Bennett Mayfield (ASU) vs. Columbus State, 2-16-04  
**Season** 19 by Tony Hanks (USCA), 2004  
 19 by Marc Bishop (USCA), 2000  
**Career** 49 by Tony Hanks (USCA), 2002-04

### Most Passed Balls

**Game** 4 by Grady Blanchard (ASU) vs. AASU, 2-8-98  
**Season** 21 by David Gillespie (USCA), 2000  
**Career** 22 by David Gillespie (USCA), 2000-01



# Peach Belt Conference Records (PBC Games)

## Team Records

**Most Wins in a Season:** 27 by Kennesaw State, 1998  
**Most Consecutive Wins:** 17 by Kennesaw State, 1998  
**Most Consecutive Home Wins:** 23 by Kennesaw State, 1997-99  
**Most Consecutive Away Wins:** 9 by Kennesaw State, 1996-97  
**Best Won-Lost Percentage:** .964 (27-1) by Kennesaw State, 1998  
**Most Losses in a Season:** 24 by USC Spartanburg, 1998  
**Most Consecutive Losses:** 11 by Francis Marion, 1999  
**Most Consecutive Home Losses:** 8 by Augusta State, 1996-97  
**Most Consecutive Away Losses:** 15 by Francis Marion, 2001-02  
**Longest Game (by innings):**  
 16 innings, Lander (3) vs. Francis Marion (1), 4-12-98  
 16 innings, GC&SU (8) vs. USC Aiken (7), 2-17-02

## Team Batting Records

### Highest Batting Average

**Season** .348 by Kennesaw State, 1998

### Most At Bats

**Game** 58 by Francis Marion vs. Lander, 4-12-98  
 58 by USC Aiken vs. GC&SU, 2-17-02  
**Season** 1071 by USC Aiken, 2002

### Most Runs

**Inning** 10 by AASU vs. UNC Pembroke, 5-3-03  
 10 by USC Aiken vs. GC&SU, 3-7-99  
**Game** 28 by North Florida vs. Kennesaw State, 4-5-03  
**Season** 256 by Kennesaw State, 1998

### Most Hits

**Inning** 9 by North Florida vs. Kennesaw State, 4-5-03  
 9 by Augusta State vs. USC Aiken, 4-8-95  
 9 by USC Aiken vs. GC&SU, 3-7-99  
**Game** 28 by North Florida vs. Kennesaw State, 4-5-03  
 28 by Francis Marion vs. Columbus College, 3-29-93  
**Season** 335 by Armstrong Atlantic State, 2001

### Most Runs Batted In

**Inning** 10 by AASU vs. UNC Pembroke, 5-3-03  
 10 by USC Aiken vs. GC&SU, 3-7-99  
**Game** 26 by North Florida vs. Kennesaw State, 4-5-03  
**Season** 225 by Kennesaw State, 1998

### Most Doubles

**Inning** 5 by USC Aiken vs. Ga. College & State Univ., 3-7-99  
**Game** 9 by Kennesaw State vs. USC Spartanburg, 3-29-03  
**Season** 71 by USC Aiken, 2000

### Most Triples

**Inning** 2 by Augusta College vs. USC Spartanburg, 4-14-95  
**Game** 4 by Augusta College vs. USC Spartanburg, 4-14-95  
**Season** 13 by USC Spartanburg, 2004

### Most Home Runs

**Inning** 3 by AASU vs. UNC Pembroke, 5-3-03 (5th inning)  
 3 by North Florida vs. Kennesaw State, 4-5-03 (7th inning)  
**Game** 6 by Kennesaw State vs. Francis Marion, 2-22-03  
 6 by Armstrong State vs. Augusta College, 3-20-94  
**Season** 43 by USC Aiken, 2000

### Most Total Bases

**Inning** 18 by AASU vs. UNC Pembroke, 5-3-03 (5th inning)  
**Game** 49 by North Florida vs. Kennesaw State, 4-5-03  
**Season** 516 by Kennesaw State, 1998

### Most Times Walked

**Inning** 5 by Columbus State vs. UNC Pembroke, 3-28-98  
 5 by Augusta State vs. USC Spartanburg, 4-5-97  
**Game** 13 by Columbus State vs. GC&SU, 5-7-03  
 13 by Armstrong State vs. USC Aiken, 4-24-94  
 13 by Francis Marion vs. Georgia College, 3-5-94  
**Season** 154 by USC Aiken, 2000

### Most Stolen Bases

**Game** 8 by GC&SU vs. USC Aiken, 2-17-02  
**Season** 84 by GC&SU, 2002

### Most Sacrifice Hits

**Game** 6 by AASU vs. Francis Marion, 4-6-03 (ties DII Record)  
**Season** 58 by AASU, 2003

### Most Times Hit by Pitch

**Inning** 3 by USC Spartanburg vs. Augusta State, 4-5-97  
 3 by Columbus State vs. Augusta State, 2-22-97  
**Game** 5, five times.  
**Season** 38 by Georgia College & State Univ., 1997

### Most Consecutive Games Without Being Shutout, Season

30 by USC Aiken, 2003  
 30 by USC Aiken, 2002  
 30 by Kennesaw State, 2001  
 30 by Armstrong Atlantic State, 2001  
 30 by USC Aiken, 2000

### Most Consecutive Game Without Being Shutout, Overall

126 by USC Aiken, 1996-2001

### Largest Winning Margin

**Game** 19 by GC&SU vs. UNC Pembroke (20-1), 4-6-02

## Team Pitching Records

### Most Complete Games

**Season** 21 by Francis Marion, 2003

### Lowest Earned Run Average

**Season** 1.89 by Armstrong State, 1992

### Most Innings Pitched

**Season** 259.2 by USC Aiken, 2002

### Most Strikeouts

**Inning** 3, many times  
**Game** 22 by Columbus State vs. USC Aiken, 5-11-94  
**Season** 238 by GC&SU, 2002

### Most Walks Allowed

**Game** 14 by Francis Marion vs. USC Spartanburg, 3-7-98  
**Season** 152 by GC&SU, 2003

### Most Shutouts

**Season** 5 by Kennesaw State, 1996

### Most Saves

**Season** 11 by Augusta State, 2004

### Most Wild Pitches

**Game** 6 by Augusta State vs. Kennesaw State, 3-28-97  
 6 by Francis Marion vs. USC Aiken, 3-3-02  
 6 by Francis Marion vs. Columbus State, 4-20-02  
**Season** 37 by Francis Marion, 2002

### Most Hit by Pitch

**Game** 5, four times.  
**Season** 40 by Columbus State, 2003

## Team Fielding Records

### Highest Fielding Pct.

**Season** .973 by North Florida, 2004

### Most Putouts

**Game** 48 by Francis Marion vs. Lander, 4-12-98  
 48 by USC Aiken vs. GC&SU, 2-17-02  
 48 by GC&SU vs. USC Aiken, 2-17-02  
**Season** 773 by Kennesaw State, 2002

### Most Assists

**Game** 21 by Augusta College vs. USC Aiken, 4-5-96  
 21 by USC Aiken vs. Columbus College, 7-2-94  
**Season** 344 by Columbus State, 2004

### Most Errors

**Game** 9 by Francis Marion vs. UNC Pembroke, 2-14-98  
**Season** 75 by Francis Marion, 1999

### Most Double Plays

**Game** 4, five times.  
**Season** 33 by Columbus State, 2004

### Most Passed Balls

**Game** 5 by GC&SU vs. UNC Pembroke, 4-6-03  
 5 by USC Aiken vs. UNC Pembroke, 4-21-00  
**Season** 25 by USC Aiken, 2000



AASU hit .344 in 2001, the best single-season batting average in PBC history

# Pirates in the Postseason



## 1982 NAIA District 25 (2-2, 3rd)

(at Jacksonville, AL)  
Florida Atlantic 6, ASC 5  
ASC 13, Flagler 1  
ASC 12, Shorter 5  
Florida Atlantic 25, ASC 10

## 1983 NAIA District 25 (3-2, 2nd)

(at Boca Raton, FL)  
Shorter 6, ASC 0  
ASC 9, Southern Tech 8  
ASC 4, Georgia College 0  
ASC 10, Flagler 5  
Florida Atlantic 7, ASC 3

## 1984 NAIA District 25 (3-2, 2nd)

(at Milledgeville, GA)  
ASC 6, Kennesaw State 0  
ASC 4, Flagler 2  
ASC 9, Georgia College 3  
Georgia College 8, ASC 4  
Georgia College 9, ASC 4

## 1985 Big South Tmt. (1-2, 3rd)

(at Buies Creek, NC)  
ASC 6, Campbell 5  
Winthrop 7, ASC 5  
Campbell 11, ASC 5

## 1987 Big South Tmt. (2-2, 2nd)

(at Buies Creek, NC)  
ASC 14, Winthrop 8  
ASC 10, Coastal Carolina 6  
Winthrop 12, ASC 6  
Winthrop 13, ASC 12

## 1988 NCAA II Regional (3-1, 1st)

(at Savannah, GA)  
ASC 12, Kentucky Wesleyan 3  
ASC 8, Columbus 6  
Columbus 7, ASC 5  
ASC 5, Columbus 3

## 1988 DII World Series (0-2, 5th)

(at Montgomery, AL)  
Lewis 5, ASC 4  
Florida Southern 11, ASC 9

## 1989 NCAA II Regional (3-1, 1st)

(at Highland Heights, KY)  
ASC 9, Bellarmine 5  
Northern Kentucky 7, ASC 3  
ASC 5, Northern Kentucky 4  
ASC 18, Northern Kentucky 2

## 1989 DII World Series (0-2, 7th)

(at Montgomery, AL)  
Slippery Rock 11, ASC 4  
Cal. Poly-SLO 11, ASC 7

## 1990 NCAA II Regional (2-2, 2nd)

(at Columbus, GA)  
ASC 14, Northern Kentucky 3  
ASC 14, Columbus 4  
Columbus 7, ASC 5  
Columbus 8, ASC 2

## 1991 NCAA II Regional (0-2, 3rd)

(at Savannah, GA)  
North Alabama 13, ASC 4  
Longwood 10, ASC 4

## 1992 Peach Belt Tmt. (3-2, 2nd)

(at Columbus, GA)  
Georgia College 5, ASC 2  
ASC 7, Augusta 5  
ASC 11, USC Spartanburg 2  
ASC 6, Columbus 2  
USC Aiken 5, ASC 2

## 1992 NCAA II Regional (0-2, 3rd)

(at Savannah, GA)  
USC Aiken 11, ASC 0  
Florida Tech 7, ASC 5

## 1993 Peach Belt Tmt. (1-2, 5th)

(at Savannah, GA)  
ASC 8, USC Spartanburg 2  
USC Spartanburg 6, ASC 5  
USC Spartanburg 5, ASC 3

## 1993 NCAA II Regional (0-2, 3rd)

(at Aiken, SC)  
Francis Marion 8, ASC 7 (11 innings)  
USC Aiken 5, ASC 4

## 1994 Peach Belt Tmt. (3-3, 3rd)

(at Savannah, GA)  
Pembroke State 8, ASC 5  
ASC 10, Pembroke State 7  
ASC 6, Pembroke State 1  
(at Augusta, GA)  
Georgia College 13, ASC 1  
ASC 17, USC Aiken 7  
Georgia College 5, ASC 0

## 1994 NCAA II Regional (3-1, 1st)

(at Columbus, GA)  
ASC 5, Wingate 4 (10 innings)  
ASC 7, Columbus 5  
Wingate 11, ASC 10  
ASC 12, Wingate 2

## 1994 DII World Series (1-2, 5th)

(at Montgomery, AL)  
ASC 9, Lewis 5  
Central Missouri 8, ASC 7  
Lewis 4, ASC 3

## 1995 Peach Belt Tmt. (0-2, T 5th)

(at Savannah, GA)  
USC Aiken 5, ASC 3  
USC Aiken 5, ASC 0

## 1996 Peach Belt Tmt. (1-2, T 5th)

(at Savannah, GA)  
ASC 4, USC Aiken 1  
USC Aiken 2, ASC 0  
USC Aiken 6, ASC 3

## 1997 Peach Belt Tmt. (2-3, 4th)

(at Columbus State University)  
Columbus State Univ. 7, AASU 2  
AASU 5, Columbus State Univ. 4  
AASU 10, Columbus State Univ. 8  
(at Kennesaw State Univ.)  
Kennesaw State Univ. 6, AASU 4  
GA. College&State Univ. 8, AASU 2

## 1998 Peach Belt Tmt. (3-3, 3rd)

(at GA. College&State Univ.)  
AASU 6, GA. College&State Univ. 3  
GA. College&State Univ. 7, AASU 4  
AASU 12, GA. College&State Univ. 5  
(at Kennesaw State Univ.)  
AASU 6, Francis Marion 4  
Kennesaw State Univ. 6, AASU 0  
Columbus State Univ. 10, AASU 7

## 1998 NCAA II Regional (0-2, 4th)

(at Kennesaw, Ga.)  
Mount Olive 20, AASU 17  
Columbus State Univ. 5, AASU 0

## 1999 NCAA II Regional (1-2, 3rd)

(at Jacksonville, Fla.)  
North Florida 6, AASU 2  
AASU 8, Mount Olive 3  
North Florida 3, AASU 2

## 2003 NCAA II Regional (0-2, 4th)

(at Jacksonville, Fla.)  
Kennesaw State 9, AASU 6  
Francis Marion 9, AASU 6

## AASU Record In Postseason Play

Peach Belt Tournament .....	13-17
Big South Tournament .....	3-4
NAIA District 25 .....	8-6
NCAA II Regionals .....	12-16
NCAA II World Series .....	1-6
TOTALS .....	37-49



# Memorable Seasons - '83, '84, '87, '88

## 1983

54-20  
 NAIA #8 Team Ranking  
 NAIA #1 Team Pitching  
 NAIA District Playoff Runner-up  
 100 School Records  
 13-4 vs. NCAA I  
 .326 Team Batting Average

### Players

Roy Babot  
 Warren Bachmann  
 Gary Broad  
 Jimmy Fisher  
 Scott Hatfield  
 Mike Huggins  
 Jerry Jameson  
 Ricky Meeks  
 Mike Ogilvie

Al Otte  
 Kirk Rahn  
 Mark Simons  
 Billy Ray Smith  
 Kevin Stafford  
 Curtis Thomson  
 Stacey Whiddon  
 Dan Wright  
 Tony Yeomans

### Co-Captains

Roy Babot  
 Warren Bachmann

### Coaches

Joe Roberts  
 Tommy Thomson  
 Lou Nadell

### All-District

Warren Bachmann  
 Kirk Rahn  
 Billy Ray Smith  
 Tony Yeomans  
 Stacey Whiddon

### All-Area

Stacey Whiddon

### H.M. All-American

Stacey Whiddon

## 1984

63-17  
 NAIA #3 Team Ranking  
 NAIA #5 Team Pitching  
 NAIA District Playoff Runner-up  
 52 School Records  
 248 Stolen Bases  
 13-4 vs. NCAA I  
 .332 Team Batting Average

### Players

Jamie Armstrong  
 Charlie Broad  
 Gary Broad  
 Kevin Brown  
 Danny Demerseman  
 Jimmy Fisher  
 Mike Huggins  
 Tony Kolgaklis  
 Alan Lamb  
 Greg Lanier

Cay Mays  
 Hank McCarthy  
 Ricky Meeks  
 David Poulos  
 Mark Simons  
 Mike Smiciklas  
 Richard Smiley  
 Kevin Stafford  
 Stacey Whiddon  
 Tony Yeomans

### Co-Captains

Stacey Whiddon  
 Tony Yeomans

### Coaches

Joe Roberts  
 Tommy Thomson

### All-Conference

David Poulos  
 Mike Smiciklas  
 Tony Yeomans

### All-Area

David Poulos  
 Mike Smiciklas

### All-District

David Poulos  
 Mike Smiciklas  
 Tony Yeomans

### H.M. All-American

David Poulos  
 Mike Smiciklas

## 1987

47-15  
 NCAA I #3 Team Batting  
 NCAA I #4 Slugging Pct.  
 NCAA I #5 Team Scoring  
 NCAA I #8 Home Runs  
 NCAA I #9 Stolen Bases  
 68 School Records  
 21 Game Winning Streak  
 Big South Conference Divisional Champions  
 Big South Conference Tournament Runnersup

### Players

Bruce Addison  
 David Bone  
 Charlie Broad  
 Chuck Christopher  
 Calvin Culberson  
 Scott Ellis  
 Jimmy Evans  
 Bill Floyd  
 Bill Gearhart  
 Mike Haeussler  
 Bob Hansen

Dana Harding  
 Dan Hixon  
 Brent Korn  
 Bob Long  
 Scott Malcolm  
 Mike Mitchener  
 Joel Owens  
 Barry Peavy  
 Greg Richard  
 Bryon Wagner  
 Roge Williams

### Captain

Charlie Broad

### Coaches

Joe Roberts  
 Clyde Oliver  
 Tommy Thompson

### All-Conference

Charlie Broad  
 Calvin Culberson  
 Scott Ellis  
 Bill Gearhart  
 Dana Harding  
 Mike Mitchener

### All-Conference Tournament

Charlie Broad  
 Dana Harding  
 Mike Mitchener

### Conference Tournament MVP

Mike Mitchener

### Conference Coach of the Year

Joe Roberts

## 1988

42-13  
 NCAA II #2 Team Scoring  
 NCAA II #4 Team Ranking  
 NCAA II #6 Team Pitching  
 52 School Records  
 21 Game Winning Streak  
 NCAA II World Series Participant  
 NCAA II South Atlantic Region Champions

### Players

Bruce Addison  
 Bill Bickel  
 David Bone  
 Calvin Culberson  
 Scott Ellis  
 Bill Gearhart  
 Bob Hansen  
 Mike Haeussler  
 Dana Harding  
 Dan Hixon

Brent Korn  
 Scott Malcolm  
 Mike Mitchener  
 Danny Moore  
 Rob Musser  
 Joel Owens  
 Sean Sharpe  
 Mark Wagenhauser  
 Roge Williams  
 David Wright

### Co-Captains

Mike Mitchener  
 Calvin Culberson

### Coaches

Joe Roberts  
 Clyde Oliver  
 Tommy Thomson

### All-Region

Calvin Culberson  
 Bill Gearhart  
 Dana Harding  
 Mike Mitchener

### All-American

Calvin Culberson  
 Bill Gearhart  
 Dana Harding  
 Mike Mitchener

### All-Region Coach

Joe Roberts



# Memorable Seasons - '89, '90, '91



## 1989

43-17  
 NCAA II #1 Final Ranking  
 NCAA II #3 Team Pitching  
 NCAA II #3 Team Scoring  
 NCAA II #6 Team Fielding  
 25 School Records  
 177 Stolen Bases  
 NCAA II World Series Participant  
 NCAA II South Atlantic Region Champions

### Players

Chad Armstrong	John Middlebrooks	<b>Co-Captains</b>
Alan Bonds	Danny Moore	Brent Korn
David Bone	Larry Owens	Mark Wagenhauser
Scott Ellis	Jeff Pasquale	
Mike Ewing	Steve Russell	<b>Coaches</b>
Mike Haussler	Rick Sawyer	Joe Roberts
Tommy Harmon	Bill Schmidt	Clyde Oliver
Brent Korn	Brad Squibb	Tommy Thomson
Brian Kracik	Chuck Thompson	
Paul Krafft	Mark Wagenhauser	

### All-Region

Chad Armstrong  
 John Middlebrooks  
 Steve Russell  
 Brad Squibb  
 Chuck Thompson

### All-Region Tournament

Chad Armstrong  
 Mike Ewing  
 Brent Korn  
 Brian Kracik  
 John Middlebrooks  
 Brad Squibb

### Region Tournament MVP

Chad Armstrong

### All-American

Chad Armstrong

### H.M. All-Americans

John Middlebrooks  
 Steve Russell  
 Brad Squibb  
 Chuck Thompson

## 1990

47-9  
 NCAA II #1 Final Ranking  
 NCAA II #1 Team Scoring  
 NCAA II #2 Team Winning Percentage  
 NCAA II #4 Team Pitching  
 NCAA II #5 Team Batting  
 NCAA II #1 Ranking 14 Consecutive Weeks  
 NCAA II National Record 30 Game Winning Streak  
 22 School Records  
 17-5 vs NCAA I Teams  
 NCAA II South Atlantic Region Runnerups

### Players

Chad Armstrong	John Middlebrooks	<b>Co-Captains</b>
Alan Bonds	Walt Neveker	Chad Armstrong
Jon Boothe	Larry Owens	Brad Squibb
Marv Ellis	Jeff Pasquale	
Mike Ewing	Steve Russell	<b>Coaches</b>
Mike Haussler	Rick Sawyer	Joe Roberts
Jeff Hanna	Shannon Schurman	Clyde Oliver
Paul Krafft	Bill Schmidt	Tommy Thomson
Darren Lynam	Brad Squibb	Calvin Culberson
Paul Madinger	Chuck Thompson	
Curt Martin		

### All-Region Tmt.

Marv Ellis  
 Curt Martin  
 John Middlebrooks  
 Steve Russell

### All-Region

Chad Armstrong  
*(Co-MVP)*  
 Paul Krafft  
 John Middlebrooks  
 Larry Owens  
 Steve Russell  
 Brad Squibb

### All-Americans

Chad Armstrong  
 Paul Krafft  
 Steve Russell  
 Brad Squibb

### Hon. Mention

**All-Americans**  
 John Middlebrooks  
 Larry Owens

## 1991

36-21  
 NCAA II #2 Team Pitching  
 NCAA II #3 Team Fielding  
 NCAA II #12 Team Final Ranking  
 NCAA II #19 Team Stolen Bases  
 11 School Records  
 17-5 vs NCAA I Teams  
 NCAA II South Atlantic Region Participants

### Players

George Becerra	Jeff Hanna	<b>Captains</b>
Jon Boothe	Blu Harvin	Tim Reynolds
Darryll Boyd	Terry Hipp	Shannon Schurman
Craig Bradshaw	Paul Madinger	
Eric Chavez	Roman Miestowski	<b>Coaches</b>
Bret Donovan	Walt Neveker	Joe Roberts
Mark Ewing	Derek Parker	Clyde Oliver
Brian Fussell	Tim Reynolds	Tommy Thomson
Bruce Fussell	Pete Richter	
Joel Goodwin	Bill Schmidt	
Rick Guerrero	Shannon Schurman	
	Darren Sprenger	

### All-Region

Eric Chavez  
 Bret Donovan  
 Pete Richter  
 Bill Schmidt

### All-Americans

Eric Chavez (3rd)  
 Bret Donovan (HM)  
 Pete Richter (HM)  
 Bill Schmidt (HM)

### All-Region Tournament

Eric Chavez



1989 co-captain Mark Wagenhauser circles the bases after his second three-run home run of the game against Springfield.



# Memorable Seasons - '92, '93, '94

## 1992

45-13-1

NCAA II #1 Team Pitching  
NCAA II #2 Team Doubles  
NCAA II #4 Team Fielding  
NCAA II #5 Team Scoring  
NCAA II #6 Team Home Runs  
NCAA II #8 Team Final Ranking  
NCAA II #10 Team Slugging Pct.  
16 School Records

14 Game Winning Streak

NCAA II South Atlantic Region Participant  
Peach Belt Conference Season Champions  
Peach Belt Conference Tournament Runner-up

### Players

George Becerra  
Daryll Boyd  
Craig Bradshaw  
Dan Britz  
Eric Chavez  
Joel Chumley  
Vince Evans  
Mark Ewing  
Brian Fussell  
Bruce Fussell

Biddy Garza  
Daryle Gavlick  
Joel Goodwin  
Roman Miestowski  
Chris Milisits  
Derek Parker  
Pete Richter  
Darren Sprenger  
Steve Young  
Russell Williams

### Captains

Eric Chavez  
Pete Richter

### Coaches

Joe Roberts  
Clyde Oliver  
Tommy Thomson

### Coach of the Year

Joe Roberts

### All-PBC

Eric Chavez  
(MVP)  
Daryle Gavlick  
(Top P)  
Roman Miestowski  
Pete Richter  
Steve Young

### All-PBC Tmt.

Daryll Boyd  
Eric Chavez  
Chris Milisits  
Derek Parker  
Pete Richter  
Mike Tenca  
Steve Young

### All-Region Tmt.

Roman Miestowski  
Derek Parker

### All-Region

Eric Chavez  
(MVP)  
Daryle Gavlick  
Roman Miestowski  
Steve Young

### All-Americans

Eric Chavez  
Daryle Gavlick  
Roman Miestowski  
Steve Young

## 1993

45-13-1

NCAA II #1 Team Scoring  
NCAA II #1 Team Winning Pct.  
NCAA II #2 Team Pitching  
NCAA II #4 Team Batting  
NCAA II #4 Team Slugging Pct.  
NCAA II #7 Team Doubles  
NCAA II #10 Team Home Runs  
NCAA II #11 Team Final Ranking

15 School Records

16 Game Winning Streak  
NCAA II South Atlantic Region Participant  
Peach Belt Conference Season Champions

### Players

George Becerra  
John Booker  
Daryll Boyd  
Dan Britz  
Clint Brooks  
Joel Chumley  
Chris DeClue  
Scott DeHaven  
Bruce Fussell  
Biddy Garza  
Steve Holland  
Tony Kunka

Kevin Lane  
Chris Milisits  
Mickey Moody  
Jay Sheppard  
Chris Spangler  
Gregg Thomas  
Angel Vega  
Larry Vrtiska  
Jamie Warwick  
Kenny Williams  
Rocky Wingate  
Steve Young

### Captains

George Becerra  
Chris Milisits  
Steve Young

### Coaches

Joe Roberts  
Clyde Oliver  
Tommy Thomson  
Calvain Culberson  
Joel Crisler

### All-PBC

John Booker  
Daryll Boyd  
(Top P)  
Scott DeHaven  
Chris Milisits  
Steve Young

### All-Region

John Booker  
Daryll Boyd  
Scott DeHaven  
Chris Milisits  
Larry Vrtiska  
Steve Young

### All-Americans

Chris Milisits (2nd)  
John Booker (3rd)  
Scott DeHaven (3rd)  
Daryll Boyd (HM)  
Steve Young (HM)  
Larry Vrtiska (HM)

### All-PBC Tmt.

Daryll Boyd

### All-Region Tmt.

Scott DeHaven  
Mickey Moody

### Academic

All-American  
Chris Milisits

## 1994

50-15-1

NCAA II #1 Team Double Plays  
NCAA II #5 Team Final Ranking  
NCAA II #9 Team Triples  
NCAA II #10 Team Pitching  
NCAA II #11 Team Winning Percentage  
NCAA II #14 Team Scoring  
19 School Records  
NCAA II World Series Participant  
NCAA II South Atlantic Region Champions  
Peach Belt Conference Runner-up

### Players

Clint Brooks  
Matt Chambers  
Scott DeHaven  
Scott Donovan  
Brian Ippock  
Tony Kunka  
Steve Lemieux  
Dave McLaughlin  
Jason Miller

Chris O'Grady  
Jay Sheppard  
Chris Spangler  
Deron Spink  
Preston Taylor  
Gregg Thomas  
Chris Tidwell  
Larry Vrtiska  
John Wilson

### Co-Captains

Tony Kunka  
Gregg Thomas

### Coaches

Joe Roberts  
Tommy Thomson  
Calvain Culberson

### All-PBC

Tony Kunka  
Dave McLaughlin  
Chris Tidwell

### All-PBC Tmt.

Tony Kunka  
John Wilson

### All-Region

Tony Kunka  
(MVP)  
Dave McLaughlin  
Chris Tidwell

### All-Region Tmt.

Matt Chambers  
Tony Kunka  
(MVP)

### All-Americans

Dave McLaughlin (1st)  
Gregg Thomas  
Larry Vrtiska  
John Wilson  
Tony Kunka (3rd)  
Chris Tidwell (HM)

### Region

Coach of the Year  
Joe Roberts



# Memorable Seasons - '98, '99, '01



## 1998

38-21

NCAA II # 8 Team Pitching  
NCAA II #14 Team Wins  
NCAA II #19 Team Ranking  
NCAA II # 22 Team Fielding  
5 School Records

13 Game Winning Streak

NCAA II South Atlantic Regional Participants

### Players

Clint Belding  
Kevin Bullard  
Brian Chester  
Mark Copeland  
Matt Griffin  
Gerald Jones  
Greg Kennedy  
Brian Logan  
Brian Muniz  
Dave Ruhr

Jay Schroder  
Doug Sessions  
Shane Shelton  
Noah Theiss  
Sean Timmons  
Quinn Uzelman  
Vincent Valinotti  
Jeremy Wedel  
Joey Williams  
Andy Ysalgue

### Captains

Matt Griffin  
Vincent Valinotti

### Coaches

Joe Roberts  
Calvain Culberson  
Tommy Thomson

### All-PBC

Dave Ruhr  
Andy Ysalgue  
Jeremy Wedel  
(Pitcher of the Year)

### All-Region

Sean Timmons  
Andy Ysalgue  
Jeremy Wedel  
(Pitcher of the Year)

### All-PBC Tmt.

Noah Theiss  
Jeremy Wedel

### All-American

Jeremy Wedel

## 1999

42-14

NCAA II # 8 Team Fielding  
NCAA II # 9 Team Pitching  
NCAA II #11 Team Wins  
NCAA II #10 Team Ranking  
5 School Records

10 Game Winning Streak

NCAA II South Atlantic Regional Participants

### Players

John Batts  
Adam Bernero  
Kevin Bullard  
Mike Cadwallader  
Raymond Castillo  
Brian Chester  
Pat Daly  
Marc Fallini  
Luis Gandara  
Mike Giltner  
Chris Humrich  
Ben Jones

Lance Jordan  
Bill Keifer  
Greg Kennedy  
Jimmy LaRose  
Damon Moore  
Brian Muniz  
Travis Oglesby  
Jay Schroder  
Shane Shelton  
Noah Theiss  
Quinn Uzelman  
Joey Williams

### Captains

Brian Muniz  
Noah Theiss

### Coaches

Joe Roberts  
Calvain Culberson  
Tommy Thomson

### All-PBC

Adam Bernero  
Chris Humrich

### All-Region

Chris Humrich  
Adam Bernero

### All-Region Tmt.

Travis Oglesby  
Raymond Castillo

## 2001

38-15

NCAA II #15 Team Ranking  
NCAA II #17 Team Batting  
NCAA II #18 Team Winning Pct.  
NCAA II #19 Team Victories  
NCAA II #29 Team Pitching  
11 Peach Belt Records

10-Game Peach Belt Winning Streak

Defeated 3 NCAA II World Series Teams

### Players

Brian Allen  
Stacy Bennett  
Kyle Blevins  
Chris Boaen  
B.J. Brinkmeier  
Ryan Chromek  
Pat Daly  
Chris Dentler  
Donnie Dill  
Matt Easterwood

David Harriman  
Bill Keifer  
Justin Lillie  
Rob Mills  
Andrew Moss  
Kyle Murdock  
Kirk Nordness  
Adam Olejniczak  
Jason Pruitt  
Trevor Rurak

Zach Shelnett  
Jeff Thomas  
Nick Wells  
Brandon Wolcott

### Coaches

Joe Roberts  
Tommy Thomson  
Calvain Culberson

### All-PBC

B.J. Brinkmeier  
Kirk Nordness  
David Harriman

### All-Region

B.J. Brinkmeier  
Kirk Nordness  
David Harriman

*Catcher David Harriman was a two-time All-PBC and All-Region honoree for the Pirates in 2001 and 2002. He began the 2002 season with a 41-game hitting streak, an NCAA single season record, and earned ABCA and Verizon Academic All-America honors.*





## 2003

36-15  
 NCAA II #2 Team Pitching  
 NCAA II #9 Team Final Ranking  
 NCAA II #15 Team Fielding  
 NCAA II #18 Team Winning Percentage  
 14 Peach Belt Records  
 9 Armstrong Atlantic State Records  
 14 Game Winning Streak  
 Peach Belt Conference Co-Champions  
 NCAA II South Atlantic Regional Participants

### Players

Stacy Bennett	Kyle Maddux
Chris Boalen	Brandon McKinnon
Adam Brandenburg	Curtis Morrison
Brian Dice	Jeremy Olson
Jon Dobyms	Michael Pelley
George Fletcher	Zach Shelnut
Andrew Graham	Matt Stephens
Josh Griffin	Joe Swaim
Brett Hart	Jon Troop
Jeremy Lendvoy	

### Coaches

Joe Roberts  
 Calvin Culberson  
 Tommy Thomson

### All-PBC

Stacy Bennett - UTIL  
 Jon Dobyms - P  
 Jeremy Olson - P

**All-Region Tmt.**  
 Brian Dice

**Coach of the Year**  
 Joe Roberts

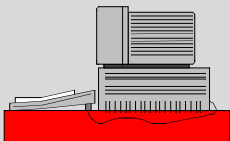
**All-America**  
 Jon Dobyms - 1st

**All-Region**  
 Jon Doybns - 1st  
 (Pitcher of the Year)  
 Jeremy Olson - 2nd



*Jon Dobyms was named the 2003 South Atlantic Region Pitcher of the Year and a first-team ABCA All-America pitcher after going 12-2 with a 3.06 ERA, tying the AASU single-season record for victories.*

## Armstrong Atlantic State University Continues Webcasting For 2005



The Armstrong Atlantic State athletic department will continue to bring home all of the exciting Pirate baseball action in 2005 right to your computer as the Pirates will stream live audio and video of home games over the internet.

Fans will be able to catch all of the action from the official website of Armstrong Atlantic State University Athletics, [www.athletics.armstrong.edu](http://www.athletics.armstrong.edu), by using the power of Windows Media Player.

Also, Pirate fans will be able to keep up with all of the in-game statistics during the games as well from the Pirates' website.

AASU debuted its internet broadcasting system in 2001-2002 with incredible success as every home men's and women's basketball games, plus the majority of the Pirates' baseball and softball games were available during the year.

For more information about the AASU web broadcast, visit the AASU Athletics Web Site or contact Director of Sports Communications Chad Jackson at [jacksoch@mail.armstrong.edu](mailto:jacksoch@mail.armstrong.edu)

# AASU Sponsors / Coaching Records



**The AASU Athletic Department  
Wishes To Thank The Following For Their  
Support Of Pirate Athletics !**



Better Ingredients.  
Better Pizza.



## Overall Coaching Records

## AASU Baseball Coaching History

Roy Sims  
1967 (20-8, .714)

George Bedwell  
1968 (11-18, .379)

Bob Backus  
1969-70 (19-41, .317)

Tom Kinder  
1971-78 (121-143, .458)

Tommy Cannon  
1979 (13-25, .342)

Joe Roberts  
1980-Present  
(1,010-469 .683)

YEAR	W-L	PCT.	COACH	YEAR	W-L	PCT.	COACH
1967	20- 8	.714	Sims	1986	37-20	.649	Roberts
1968	11-18	.379	Bedwell	1987	47-15	.758	Roberts
1969	12-17	.414	Backus	1988	42-13	.764	Roberts
1970	7-24	.226	Backus	1989	43-17	.717	Roberts
1971	7-14	.333	Kinder	1990	47- 9	.839	Roberts
1972	14- 9	.609	Kinder	1991	36-21	.632	Roberts
1973	21-12	.633	Kinder	1992	45-13	.776	Roberts
1974	24-15	.615	Kinder	1993	45-13	.776	Roberts
1975	15-22	.405	Kinder	1994	50-15	.769	Roberts
1976	14-24	.368	Kinder	1995	27-23	.540	Roberts
1977	16-23	.410	Kinder	1996	31-23	.574	Roberts
1978	10-24	.294	Kinder	1997	33-25	.569	Roberts
1979	13-25	.342	Cannon	1998	38-21	.644	Roberts
1980	22-20	.524	Roberts	1999	42-14	.750	Roberts
1981	35-33	.515	Roberts	2000	37-17	.685	Roberts
1982	44-24	.647	Roberts	2001	38-15	.717	Roberts
1983	54-20	.730	Roberts	2002	34-21	.618	Roberts
1984	63-17	.787	Roberts	2003	36-15	.706	Roberts
1985	55-18	.753	Roberts	2004	29-27	.518	Roberts
				38	1194-704	.629	



From 1989 through 2004, the Diamond Classic / Great Savannah Shootout brought some of the nation's best collegiate baseball players to the Coastal Empire area.

The 2004 version of the classic was a matchup of three top NCAA Division II programs in the last 15 years as Florida Southern and Missouri-St. Louis joined Armstrong Atlantic State at Pirate Field for five games - three of which were decided by just one run.

AASU and Florida Southern began the Classic with a 7-6 thriller that saw the Mocs plate four runs in the top of the ninth inning before Pirate reliever Brett Hart struck out Mocs center fielder Gilbert Martinez with the tying run on third base to end the game.

Florida Southern defeated Missouri-St. Louis, 12-3, and the Pirates knocked off the Rivermen, 17-5, in the second day of action, but that just served to set up a fantastic final day of action.

Missouri-St. Louis scored five runs in the fifth inning to take a 6-0 lead over the Mocs, then held on for a 6-5 win over Florida Southern for its first win in the Classic.

Florida Southern fell behind again in the Classic finale, entering the ninth inning down 6-4, but after two singles and an error brought home one run, Matt Joyce laced a two-out, two-run double that gave the Mocs a 7-6 win over the Pirates.

The 2004 Classic followed on the heels of the previous version which saw preseason No. 1 Georgia Tech, Michigan and Rider join AASU in the 2003 Diamond Classic. Georgia Tech defeated Rider in the opening game of the Classic on Friday afternoon, 8-1. The host Pirates then made a second successful opening by knocking off Michigan, 11-4, thanks to a seven-run eighth inning that snapped a 4-4 tie.

After weather forced the cancellation of one game on Saturday, fans were treated to a tripleheader on the Classic's final day. Michigan blasted Rider, 15-1, then engaged top-ranked Georgia Tech in a thriller that went down to the wire - literally - as Georgia Tech won in the bottom of the ninth inning after the Wolverines had tied up the game, 6-6, in the top of the ninth. GT shortstop Tyler Greene rapped a one-out single to give the Yellowjackets the victory.

The final game of the Classic pitted two undefeated teams in AASU and

Georgia Tech, but the Yellowjackets proved to be too much for the host Pirates, using a five-run fifth inning to break open a close contest and close out the Classic with a 12-4 win.

All in all, Georgia Tech, Michigan and Rider added their names to the impressive list of teams that have now taken part in the Classic in its 16-year odyssey. Georgia Southern, Wake Forest, Georgia, Liberty and others made up the first field back in 1989 and since then, the Citadel, Kentucky, North Carolina State, North Carolina, Vanderbilt and other top Division I schools have taken the field.

Through the years, several future Major League ballplayers have graced the Classic's history and more will be

coming as the 2003 Classic field generated 10 picks in the 2003 MLB First-Year Player Draft, highlighted by first-round pick Matt Murton of Georgia Tech, selected by the Boston Red Sox with the 32<sup>nd</sup> overall selection. Several former major league players have also come through Savannah in the Classic's previous history, including Georgia's Dave Fleming, Kentucky's Rod Bolton, Larry Luebbers, William VanLandingham and Mark Thompson, Georgia Southern's Joey Hamilton and Todd Greene, The Citadel's Tim Jones, Mercer's Mike and Mark Mimbs, NC State's Corey Lee, Adam Everett and Andy Barket and Wake Forest's Kevin Jarvis.



*AASU first baseman Deron Spink holds on UNC's Manny DaSilva during a 1994 Classic game in which the Pirates defeated the Tarheels, 6-3.*



*A crowd of 3,115 watched Armstrong Atlantic State defeat Georgia in 11 innings, 7-6, in the finale of the 2002 Memorial Health Diamond Classic at historic Grayson Stadium.*

# Savannah Shootout History



## Year-By-Year Results of the Diamond Classic (Formerly the Great Savannah Shootout)

### 1989

Campbell 8, The Citadel 6  
Georgia Southern 13, Campbell 0  
**Armstrong Atlantic** 3, The Citadel 2  
Mercer 7, Campbell 1  
The Citadel 10, Mercer 4  
**Armstrong Atlantic** 16, Mercer 2  
Wake Forest 6, **Armstrong Atlantic** 4  
Georgia 14, Wake Forest 4  
Georgia Southern 6, Wake Forest 5  
Georgia 5, **Armstrong Atlantic** 2  
Liberty 10, **Armstrong Atlantic** 2  
Augusta 7, **Armstrong Atlantic** 2  
Augusta 12, Liberty 3  
Augusta 10, Radford 9  
**Armstrong Atlantic** 8, Radford 0

### 1990

Wake Forest 10, Mercer 1  
The Citadel 5, **Armstrong Atlantic** 4  
Charleston Southern 12, Howard 1  
**Armstrong Atlantic** 8, Char. Strn. 2  
**Armstrong Atlantic** 17, Howard 0  
**Armstrong Atlantic** 11, Howard 6  
Army 15, Louisville 10  
**Armstrong Atlantic** 10, Vanderbilt 1  
Vanderbilt 7, Army 3  
**Armstrong Atlantic** 3, Louisville 1  
Vanderbilt 8, Louisville 7  
**Armstrong Atlantic** 5, Army 4  
Kentucky 6, Mercer 5  
**Armstrong Atlantic** 6, Augusta 4  
Mercer 7, Augusta 3  
**Armstrong Atl.** 11, Kentucky 10 (12)  
Kentucky 12, Augusta 5  
**Armstrong Atlantic** 7, Mercer 6

### 1991

N.C. State 14, S.C. State 1  
**Armstrong Atlantic** 9, S.C. State 4  
The Citadel 15, S.C. State 2  
N.C. State 5, **Armstrong Atlantic** 4  
N.C. State 2, The Citadel 1 (15)  
**Armstrong Atlantic** 3, The Citadel 2  
**Armstrong Atlantic** 16, Howard 2  
Kentucky 7, Augusta 1  
**Armstrong Atlantic** 13, Howard 2  
Augusta 2, Howard 0  
Kentucky 10, **Armstrong Atlantic** 9  
Kentucky 15, Howard 2  
**Armstrong Atlantic** 7, Augusta 4  
**Armstrong Atlantic** 18, Howard 1  
Vanderbilt 8, The Citadel 1  
Vanderbilt 7, Wake Forest 6  
Wake Forest 12, **Armstrong Atl.** 8  
Wake Forest 8, The Citadel 6  
**Armstrong Atlantic** 6, Vanderbilt 2

### 1992

**Armstrong Atlantic** 13, Howard 2  
N.C. State 1, Kentucky 0  
**Armstrong Atlantic** 5, Howard 0  
N.C. State 7, Howard 2  
Kentucky 11, **Armstrong Atlantic** 7  
Kentucky 13, Howard 3  
N.C. State 8, **Armstrong Atlantic** 5  
Vanderbilt 14, S.C. State 5  
**Armstrong Atlantic** 6, S.C. State 0  
The Citadel 10, S.C. State 9  
**Armstrong Atlantic** 9, Vanderbilt 3  
The Citadel 3, Vanderbilt 1  
**Armstrong Atlantic** 3, The Citadel 1

### 1993

S.C. State 13, Howard 2  
**Armstrong Atlantic** 10, The Citadel 9  
The Citadel 20, Howard 0  
**Armstrong Atlantic** 23, S.C. State 3  
The Citadel 9, S.C. State 0  
**Armstrong Atlantic** 22, Howard 0  
**Armstrong Atlantic** 25, Howard 6  
**Armstrong Atlantic** 12, Howard 0  
N.C. State 3, Kentucky 2  
**Armstrong Atl.** 16, Howard 1  
N.C. State 10, Howard 0  
Kentucky 3, **Armstrong Atlantic** 0  
Kentucky 8, Howard 2  
N.C. State 8, **Armstrong Atlantic** 5

### 1994

North Carolina 3, The Citadel 1  
**Armstrong Atl.** 14, Georgia State 5  
The Citadel 8, Georgia State 4  
**Armstrong Atl.** 6, North Carolina 3  
Troy State 22, Howard 1  
Troy State 9, **Armstrong Atlantic** 8  
N.C. State 6, Troy State 3  
**Armstrong Atlantic** 12, Howard 1  
N.C. State 16, Howard 10  
**Armstrong Atlantic** 28, Howard 3  
N.C. State 21, Howard 2  
**Armstrong Atl.** 13, N.C. State 13 (10)  
**Armstrong Atlantic** 13, Howard 1

### 1995

**Armstrong Atlantic** 2, Howard 0  
Howard 6, **Armstrong Atlantic** 5  
**Armstrong Atlantic** 10, Howard 1

### 1996

Mercer 13, Howard 1  
Mercer 9, **Armstrong Atlantic** 8  
N.C. State 19, Mercer 0  
**Armstrong Atlantic** 11, Howard 4  
**Armstrong Atlantic** 14, Howard 7  
N.C. State 12, Howard 4  
N.C. State 7, **Armstrong Atlantic** 4  
Howard 3, **Armstrong Atlantic** 2

### 1997

**Armstrong Atlantic** 6, Wofford 5  
**Armstrong Atlantic** 6, Wofford 2

### 1998

**Armstrong Atlantic** 15, Howard 4  
Mercer 10, Howard 0  
**Armstrong Atlantic** 9, Howard 5  
Mercer 11, Howard 2  
Mercer 2, **Armstrong Atlantic** 0

### 2002

Georgia 10, North Carolina 8  
**Armstrong Atlantic** 9, Connecticut 8 (10)  
Georgia 7, Connecticut 4  
North Carolina 10, **Armstrong Atlantic** 6  
North Carolina 13, Connecticut 5  
**Armstrong Atlantic** 7, Georgia 6 (11)

### 2003

Georgia Tech 8, Rider 1  
**Armstrong Atlantic** 11, Michigan 4  
Michigan 15, Rider 1  
Georgia Tech 7, Michigan 6  
Georgia Tech 12, **Armstrong Atlantic** 4

### 2004

**Armstrong Atlantic** 7, Florida Southern 6  
Florida Southern 12, Missouri-St. Louis 3  
**Armstrong Atlantic** 17, Missouri-St. Louis 5  
Missouri-St. Louis 6, Florida Southern 5  
Florida Southern 7, **Armstrong Atlantic** 6

## All-Time Classic Records

### Armstrong Atlantic .. 48-21-1

Army .....	1-2
Augusta .....	4-5
Charleston Southern ..	1-1
Campbell .....	1-2
Connecticut .....	0-3
Florida Southern .....	2-2
Georgia .....	4-1
Georgia Southern .....	2-0
Georgia State .....	0-2
Georgia Tech .....	3-0
Howard .....	2-36
Kentucky .....	9-3
Liberty .....	1-1
Louisville .....	0-3
Mercer .....	7-6
Michigan .....	1-2
Missouri-St. Louis ....	1-2
North Carolina .....	3-2
North Carolina State ..	15-0-1
Radford .....	0-2
Rider .....	0-2
South Carolina State ..	1-8
The Citadel .....	8-9
Troy State .....	2-1
Vanderbilt .....	5-4
Wake Forest .....	4-3
Wofford .....	0-2



# Pirate Honor Roll

## All-Americans

- 1973**  
Steve McNeill - HM
- 1974**  
Tommy Bumgardner - HM
- 1983**  
Stacey Whiddon - HM
- 1984**  
David Poulos - HM  
Mike Smiciklas - HM
- 1988**  
Mike Mitchener - 1st  
Bill Gearhart - 2nd  
Dana Harding - 3rd  
Calvain Culberson - HM
- 1989**  
Chad Armstrong - 1st  
John Middlebrooks - HM  
Steve Russell - HM  
Brad Squibb - HM  
Chuck Thompson - HM
- 1990**  
Chad Armstrong - 2nd  
Paul Krafft - 3rd  
Steve Russell - 3rd  
Brad Squibb - 3rd  
John Middlebrooks - HM  
Larry Owens - HM
- 1991**  
Eric Chavez - 3rd  
Bret Donovan - HM  
Pete Richter - HM  
Bill Schmidt - HM
- 1992**  
Eric Chavez - 1st  
Daryle Gavlick - 1st  
Roman Miestowski - 1st  
Steve Young - 2nd
- 1993**  
Chris Milisits - 2nd  
Scott DeHaven - 3rd  
John Booker - 3rd  
Steve Young - HM  
Daryll Boyd - HM  
Larry Vrtiska - HM
- 1994**  
Dave McLaughlin - 1st  
Tony Kunka - 3rd  
Chris Tidwell - HM
- 1995**  
Doug Louthan - HM
- 1996**  
Jeff Agard - HM
- 1998**  
Jeremy Wedel - 3rd
- 2002**  
David Harriman - 1st
- 2003**  
Jon Dobyns - 1st

## All-South Atlantic Region

- 1988**  
Bill Gearhart - 1st  
Calvain Culberson - 1st  
Dana Harding - 1st  
Mike Mitchener - 1st  
Bruce Addison - 2nd  
Brent Kom - 2nd  
Rob Musser - 2nd
- 1989**  
Chad Armstrong - 1st  
John Middlebrooks - 1st  
Steve Russell - 1st  
Brad Squibb - 1st  
Chuck Thompson - 1st  
Mike Ewing - 2nd  
Danny Moore - 2nd  
Jeff Pasquale - 2nd  
Mark Wagenhauser - 2nd
- 1990**  
Chad Armstrong - 1st  
Paul Krafft - 1st  
John Middlebrooks - 1st  
Larry Owens - 1st  
Steve Russell - 1st  
Brad Squibb - 1st  
Marv Ellis - 2nd  
Mike Ewing - 2nd  
Jeff Hanna - 2nd  
Curt Martin - 2nd  
Chuck Thompson - 2nd
- 1991**  
Eric Chavez - 1st  
Bret Donovan - 1st  
Pete Richter - 1st  
Bill Schmidt - 1st  
Mark Ewing - 2nd  
Terry Hipp - 2nd  
Roman Miestowski - 2nd  
Tim Reynolds - 2nd
- Region MVPs**
- 1988**  
Mike Mitchener
- 1990**  
Chad Armstrong
- 1992**  
Eric Chavez
- 1994**  
Tony Kunka
- Coch of the Year**  
**1988, 1989, 1994**  
Joe Roberts
- 1992**  
Eric Chavez - 1st  
Daryle Gavlick - 1st  
Roman Miestowski - 1st  
Craig Bradshaw - 2nd  
Pete Richter - 2nd
- 1993**  
John Booker - 1st  
Daryll Boyd - 1st  
Scott DeHaven - 1st  
Chris Milisits - 1st  
Larry Vrtiska - 1st  
Steve Young - 1st  
Tony Kunka - 2nd  
Jay Sheppard - 2nd  
Angel Vega - 2nd  
Kenny Williams - 2nd
- 1994**  
Tony Kunka - 1st  
Dave McLaughlin - 1st  
Chris Tidwell - 1st  
Preston Taylor - 2nd
- 1995**  
Doug Louthan - 1st
- 1996**  
Jeff Agard - 1st
- 1998**  
Jeremy Wedel - 1st  
Andy Ysalgue - 1st  
Sean Timmons - 1st  
Dave Ruhr - 2nd
- 1999**  
Adam Bernero - 1st  
Chris Humrich - 1st
- 2001**  
B.J. Brinkmeier - 2nd  
David Harriman - 2nd  
Kirk Nordness - 2nd
- 2002**  
Mike Roga - 1st  
David Harriman - 1st  
Kirk Nordness - 1st
- 2003**  
Jon Dobyns - 1st  
Jeremy Olson - 2nd
- Pitcher of the Year**
- 1988**  
Bill Gearhart
- 1998**  
Jeremy Wedel
- 2003**  
Jon Dobyns



## All-Region Tournament

- 1988**  
Dana Harding - 2B  
Danny Moore - OF  
Mark Wagenhauser - OF
- 1989**  
*Chad Armstrong - OF (MVP)*  
Mike Ewing - P  
Brian Kracik - SS  
Brent Korn - 3B  
John Middlebrooks - C  
Brad Squibb - 1B
- 1990**  
Marv Ellis - OF  
Curt Martin - C  
John Middlebrooks - C  
Steve Russell - 2B
- 1991**  
Eric Chavez - 3B
- 1992**  
Roman Miestowski - 1B  
Derek Parker - OF
- 1993**  
Scott DeHaven - OF  
Mickey Moody - 2B
- 1994**  
*Tony Kunka - DH (MVP)*  
Matt Chambers - 2B  
Dave McLaughlin - OF  
Jason Miller - C  
Gregg Thomas - P  
Larry Vrtiska - P  
John Wilson - OF
- 1999**  
Raymond Castillo - SS  
Travis Oglesby - C
- 2003**  
Brian Dice - OF

## All-Conference Honors

- Peach Belt**
- 1984**  
David Poulos - SS  
Mike Smiciklas - 1B  
Tony Yeomans - C
- 1985**  
Chuck Christopher - P  
Bill Fortner - C  
J.D. Scott - OF
- 1986**  
Charlie Broad - 1B  
Mickey Peyton - OF  
Rick Zakrajsek - P
- 1987**  
Charlie Broad - 1B  
Bill Gearhart - P  
Dana Harding - 3B  
Calvain Culberson - OF  
Scott Ellis - C  
Mike Mitchener - OF
- 1992**  
Eric Chavez - 3B  
Daryle Gavlick - P  
Roman Miestowski - 1B
- 1993**  
Pete Richter - OF  
Steve Young - OF
- 1993**  
John Booker - 1B  
Daryll Boyd - P  
Scott DeHaven - OF  
Chris Milisits - C  
Steve Young - OF
- 1994**  
Tony Kunka - DH  
Dave McLaughlin - OF  
Chris Tidwell - P
- 1996**  
Jeff Agard - P
- 1998**  
Jeremy Wedel - P
- 1998**  
Andy Ysalgue - C  
Dave Ruhr - OF  
Noah Theiss - SS
- 1999**  
Adam Bernero - P  
Chris Humrich - RP
- 2001**  
B.J. Brinkmeier - P  
David Harriman - C  
Kirk Nordness - OF
- 2002**  
Mike Roga - P  
David Harriman - C  
Kirk Nordness - OF
- 2003**  
Jon Dobyns - P  
Jeremy Olson - P  
Stacy Bennett - UT
- 2004**  
Michael Pelley - C
- Conference MVP**
- 1987**  
Mike Mitchener
- 1992**  
Eric Chavez
- Pitcher of the Year**
- 1987**  
Bill Gearhart
- 1992**  
Daryle Gavlick
- 1993**  
Daryll Boyd
- 1998**  
Jeremy Wedel
- Coch of the Year**  
**1987, 1992, 2003**  
Joe Roberts



# Pirate Honor Roll



## All-Conference Tournament

**1985**  
 Chuck Christopher  
 Bill Fortner  
 J.D. Scott  
**1987**  
 Charlie Broad  
 Dana Harding  
 Mike Mitchener  
**1992**  
 Daryll Boyd  
 Eric Chavez  
 Chris Milisits  
 Derek Parker  
 Pete Richter  
 Mike Tencza  
 Steve Young

**1993**  
 Daryll Boyd  
**1994**  
 Tony Kunka  
 John Wilson  
**1996**  
 Chris Case  
**1997**  
 Mark Batia  
**1998**  
 Noah Theiss  
 Jeremy Wedel

**Conference  
 Tournament  
 MVP  
 1987  
 Mike Mitchener**

## NAIA All-District Honors

**1982**  
 Warren Bachmann  
 Kirk Rahn  
 Billy Ray Smith  
 Stacy Whiddon  
 Tony Yeomans

### District 25 Coach of the Year

**1984**  
 Joe Roberts

**1984**  
 David Poulos  
 Mike Smiciklas  
 Tony Yeomans

## Four-Year Letterwinners

**1972**  
 Dennis Pruitt  
**1973**  
 Mark Mamalakis  
**1974**  
 Linn Burnsed  
 Steve McNeill  
 Pat Holland  
**1976**  
 Tommy Bumgardner  
 John Snelling  
 Chuck Thomas  
**1979**  
 Eddie Aenchbacher  
**1980**  
 Danny Pickell  
 Dan Seitz  
 Mike Stone  
**1981**  
 Tim Norton  
 Ty Jenny  
**1984**  
 Tony Yeomans  
**1986**  
 Ricky Meeks

Kevin Stafford  
 Mark Simons  
**1987**  
 Charlie Broad  
**1988**  
 Calvin Culberson  
**1989**  
 Scott Ellis  
**1990**  
 Mike Haeussler  
**1998**  
 Gerald Jones  
**1999**  
 Greg Kennedy  
**2000**  
 Kevin Bullard  
 Shane Shelton  
 Joey Williams  
**2002**  
 Pat Daly  
**2003**  
 Chris Boaen  
**2004**  
 Zach Shelnett

## CoSIDA Academic All-Americans

**1993**  
 Chris Milisits - 3rd  
**2002**  
 David Harriman - 2nd  
**2004**  
 Michael Pelley - 1st

## President's Cup Recipients

**The Presidents Cup is awarded  
 to AASU's top scholar athlete  
 by the Savannah Exchange Club**

<b>1968</b> Danny Sims	<b>1990</b> Brad Squibb
<b>1970</b> Dennis Pruitt	<b>1992</b> Mark Ewing
<b>1972</b> Roy Smith	<b>1994</b> Gregg Thomas
<b>1976</b> James Sikes	<b>1996</b> Clint Brooks
<b>1978</b> Ed Aenchbacher III	<b>1997</b> Doug Sessions
<b>1979</b> Ted Kinder	<b>2002</b> Matt Easterwood
<b>1989</b> Mike Mitchener	<b>2003</b> Adam Brandenburg


## CoSIDA Academic All-District III

**1993**  
 Chris Milisits  
**1994**  
 Gregg Thomas  
**2002**  
 Matt Easterwood  
 David Harriman  
**2003**  
 Adam Brandenburg  
**2004**  
 Michael Pelley


## PBC Player of the Year



Eric Chavez, 1992



Daryle Gavlick, 1992



Daryll Boyd, 1993



Jeremy Wedel, 1998

## PBC Pitchers of the Year

A 1990 Division II All-America honoree and an AASU Athletics Hall of Fame member, Brad Squibb also earned the 1990 President's Cup as Armstrong State's top scholar-athlete. He still holds the NCAA Division II tournament game record of collecting 15 total bases in the Pirates' 18-2 win over Northern Kentucky in the 1989 NCAA Regional Championship Game that sent the Pirates to the DII World Series.



Four-year player Gerald Jones works at PNC Park for the Pittsburgh Pirates



# AASU Pirate Team Honor Roll

## Charles Burnsed MVP Award

- 1976 Stanley Walker
- 1977 Danny Pickell
- 1978 Ronnie Peacock
- 1979 Eddie Aenchbacher
- Ted Kinder
- 1980 Danny Pickell
- 1981 Pat Ryan
- Gerald Sharpe
- 1982 Warren Bachmann
- 1983 Billy Ray Smith
- 1984 Tony Yeomans
- 1985 J.D. Scott
- 1986 Mickey Peyton
- 1987 Charlie Broad
- 1988 Mike Mitchener
- 1989 Chad Armstrong
- 1990 Chad Armstrong
- 1991 Eric Chavez
- 1992 Eric Chavez
- Roman Miestowski
- 1993 Chris Milisits
- 1994 Tony Kunka
- 1995 Doug Louthan
- 1996 Jeff Agard
- 1997 Andy Ysalgue
- 1998 Andy Ysalgue
- 1999 Adam Bernero
- 2000 Haydn Chinn
- 2001 David Harriman
- Kirk Nordness
- 2002 David Harriman
- 2003 Stacy Bennett
- 2004 Michael Pelley

## Tommy Thomson Silver Bat Award

- 1980 Bill Stanley
- 1981 Roy Babot
- 1982 Kirk Rahn
- 1983 Kirk Rahn
- 1984 Mike Smiciklas
- 1985 Bill Fortner
- 1986 Mike Cassala
- 1987 Charlie Broad
- Dana Harding
- Mike Mitchener
- 1988 Mike Mitchener
- 1989 Chad Armstrong
- 1990 Chad Armstrong
- Steve Russell
- Brad Squibb
- 1991 Pete Richter
- 1992 Eric Chavez
- Roman Miestowski
- 1993 Chris Milisits
- 1994 Tony Kunka
- 1995 Richard Ernst
- 1996 Mark Todd
- 1997 Mark Batia
- 1998 David Ruhr
- 1999 Jimmy LaRose
- 2000 Haydn Chinn
- 2001 Kirk Nordness
- 2002 David Harriman
- 2003 Stacy Bennett
- 2004 Brandon Nunez

## Tom Beytagh Gold Glove Award

- 1980 Gerald Sharpe
- 1981 Billy Ray Smith
- 1982 Billy Ray Smith
- Warren Bachmann
- 1983 Stacey Whiddon
- Mike Huggins
- 1984 Mike Huggins
- Kevin Brown
- 1985 Charlie Broad
- 1986 Charlie Broad
- Mike Cassalla
- 1987 Charlie Broad
- 1988 Brent Korn
- 1989 Brent Korn
- John Middlebrooks
- Brad Squibb
- 1990 Chad Armstrong
- Brad Squibb
- 1991 Eric Chavez
- Walt Neveker
- 1992 Eric Chavez
- Chris Milisits
- 1993 Chris Milisits
- Dan Britz
- 1994 Dave McLaughlin
- 1995 Richard Ernst
- 1996 None
- 1997 Doug Sessions
- 1998 Andy Ysalgue
- Brian Muniz
- 1999 Brian Muniz
- Ray Castillo
- Jimmy LaRose
- 2000 Ray Castillo
- 2001 Stacy Bennett
- 2002 David Harriman
- 2003 Stacy Bennett
- 2004 Brandon Nunez
- Michael Pelley

## Richard Meeks Pitching Award

- 1980 Gordie Shuman
- 1981 Roger Moore
- 1982 Mark Simons
- 1983 Billy Ray Smith
- Gary Broad
- 1984 Gary Broad
- 1985 Chuck Christopher
- 1986 Rick Zakrajsek
- 1987 Chuck Christopher
- Bill Gearhart
- 1988 Bill Gearhart
- Rob Musser
- 1989 Chuck Thompson
- 1990 Paul Krafft
- 1991 Bill Schmidt
- 1992 Daryle Gavlick
- 1993 Daryll Boyd
- 1994 Chris Tidwell
- 1995 Mike Hopper
- 1996 Jeff Agard
- 1997 Joey Williams
- 1998 Jeremy Wedel
- 1999 Adam Bernero
- 2000 Jason Ackley
- 2001 B.J. Brinkmeier
- 2002 Mike Roga
- 2003 Jon Dobyns
- 2004 Zach Shelnett

## Daniel Crawford Rookie Award


- 1980 Bill Holbrook
- 1981 Tony Yeomans
- 1982 Ricky Jones
- 1983 Ricky Meeks
- 1984 Charlie Broad
- 1985 Calvin Culberson
- 1986 Mike Mitchener
- 1987 Roge Williams
- 1988 Danny Moore
- Mark Wagenhauser
- 1989 Steve Russell
- 1990 Jeff Hanna
- 1991 Bret Donovan
- 1992 Steve Young
- 1993 Scott DeHaven
- 1994 Dave McLaughlin
- 1995 Richard Ernst
- 1996 David Young
- 1997 Joey Williams
- 1998 Noah Theiss
- 1999 Ray Castillo
- 2000 Nick Snow
- 2001 Chris Dentler
- 2002 Matt Stephens
- 2003 Brett Hart
- 2004 Sean Hotzak

## Roy Sims Captain Award


- 1980 Danny Pickell
- Dan Seitz
- 1981 Tim Norton
- Ty Jenny
- 1982 Pat Ryan
- 1983 Warren Bachmann
- Roy Babot
- 1984 Tony Yeomans
- Stacey Whiddon
- 1985 Ricky Meeks
- 1986 Ricky Meeks
- 1987 Charlie Broad
- 1988 Calvin Culberson
- Mike Mitchener
- 1989 Brent Korn
- Mark Wagenhauser
- 1990 Chad Armstrong
- Brad Squibb
- 1991 Tim Reynolds
- Shannon Schurman
- 1992 Eric Chavez
- Pete Richter
- 1993 Jorge Becerra
- Chris Milisits
- Steve Young
- 1994 Tony Kunka
- Gregg Thomas
- 1995 None
- 1996 None
- 1997 Matt Griffin
- Scott Harrell
- 1998 Matt Griffin
- Vinny Valinotti
- 1999 Brian Muniz
- Noah Theiss
- 2000 None
- 2001 None
- 2002 None
- 2003 None
- 2004 Michael Pelley

## Nick Mamalakis Competitor Award

- 1980 Ty Jenny
- 1981 Tim Norton
- 1982 Pat Ryan
- Keith Jones
- 1983 Tony Yeomans
- 1984 Mike Huggins
- 1985 Gary Jackson
- 1986 Charlie Broad
- 1987 Charlie Broad
- Mike Mitchener
- 1988 Brent Korn
- 1989 Brad Squibb
- 1990 Brad Squibb
- 1991 Tim Reynolds
- 1992 Chris Milisits
- 1993 Chris Milisits
- 1994 Deron Spink
- 1995 Doug Louthan
- 1996 Jason Mantooth
- 1997 Greg Kennedy
- 1998 Jeremy Wedel
- 1999 Chris Humrich
- 2000 Jimmy LaRose
- 2001 Ryan Chromek
- Zach Shelnett
- 2002 David Harriman
- 2003 Adam Brandenburg
- Michael Pelley
- 2004 Michael Pelley



Mark Simons pitched AASU's only perfect game in 1982.



Chuck Christopher recorded 10-win seasons in 1985 and 1987 for the Pirates.



The Pirates led the nation in scoring with 565 runs scored in 1993

# ASU Team Records - Inning



## **Plate Appearances**

20, vs. Bridgewater, 1988

## **At Bats**

17, vs. Bridgewater, 1988 (NCAA II, t5th place)

## **Runs**

15, vs. Bridgewater, 1988

## **Hits**

14, vs. Bridgewater, 1988 (NCAA II, t6th place)

## **Singles**

9, vs. Bridgewater, 1988

## **Doubles**

4, five times. Last vs. Adelphi, 1994

## **Triples**

2, vs. Howard, 1994 and The Citadel, 1967

## **Home Runs**

5, vs. Bridgewater, 1988 (NCAA II, t3rd place)

## **Consecutive Home Runs**

3, vs. Bridgewater, 1988

## **Runs Batted In**

15, vs. Bridgewater, 1988 (NCAA II, t6th place)

## **Extra Base Hits**

6, vs. Adelphi, 1994

## **Total Bases**

29, vs. Bridgewater, 1988 (NCAA II, 3rd place)

## **Walks**

10, vs. Edward Waters, 1985

## **Stolen Bases**

8, vs. Edward Waters, 1985

## **Hit By Pitch**

4, vs. Adelphi, March 7, 2000 (NCAA II, t4th place)

## **Times on Base**

17, vs. Bridgewater, 1988

## **Consecutive Hits**

8, vs. Concordia, 1989

## **Consecutive Times on Base**

14, vs. Gannon, 1987

# ASU Team Records - Game

## **Plate Appearances**

79, vs. Valdosta State, 1988 (NCAA II, 2nd place)

## **Total Plate Appearances, Both Teams**

149, vs. Valdosta State, 1988 (NCAA II Record)

## **At Bats**

55, vs. Valdosta State, 1988

## **Runs**

29, vs. Paine, 1989

## **Hits**

28, vs. Gannon, 1987 and Mercer-Atlanta, 1983

## **Hits, Both Teams**

44, vs. Mount Olive, May 14, 1988 (NCAA II, t11th)

## **Singles**

23, vs. Wittenberg, 1984

## **Doubles**

11, vs. S.C. State, 1993 (NCAA II, t6th place)

## **Triples**

4, vs. Howard, 1994 and Ohio Wesleyan, 1986

## **Home Runs**

7, vs. Bridgewater, 1988 and Mount Olive, 1998

## **Home Runs, Both Teams**

12, vs. Mount Olive (5), 1988 (NCAA II, t3rd place)

## **Runs Batted In**

26, vs. Paine, 1989

## **Grand Slams**

2, vs. Utica, 1988 (ties NCAA II Record)

## **Sacrifice Hits**

6, vs. Francis Marion, April 6, 2003 (ties NCAA II Record)

## **Extra Base Hits**

14, vs. S.C. State, 1993

## **Total Bases**

48, vs. Mount Olive, 1998

## **Total Bases, Both Teams**

88, vs. Mount Olive (42), 1988 (NCAA II, 2nd place)

## **Walks**

22, vs. Upper Iowa, 1989 (ties NCAA II Record)

## **Stolen Bases**

15, vs. Oglethorpe, 1973 (NCAA II, 7th place)

## **Hit By Pitch**

8, vs. Adelphi, March 7, 2000 (NCAA II, t4th place)

## **Times on Base**

40, vs. Howard, 1988

## **Left on Base**

23, vs. Valdosta State, 1988 (NCAA II, 2nd place)

## **Pitching Strikeouts**

20, vs. Mars Hill, February 9th, 2003

## **Errors**

10, vs. Kentucky, 1990

## **Victory Margin**

29, vs. Paine (29-0), 1989

## **Double Plays Turned**

5, vs. Sacred Heart, 1997 and Augustana, 1998



# AASU Team Records - Season

**Games:** 80, 1984  
**Plate Appearances:** 2723, 1983  
**At Bats:** 2313, 1983  
**Runs:** 627, 1987  
**Hits:** 761, 1987  
**Singles:** 578, 1983  
**Doubles:** 150, 1985  
**Doubles per Game:** 2.50 (140 2B/56 G), 1990  
**Triples:** 39, 1990  
**Triples per Game:** 0.70, (39 3B/56 G), 1990  
(NCAA II, 11th place)  
**Home Runs:** 102, 1987  
**Grand Slams:** 9, 1988 (NCAA II Record)  
**Runs Batted In:** 588, 1987  
**Extra Base Hits:** 269, 1987  
**Total Bases:** 1260, 1987  
**Sacrifice Hits:** 90, 1984  
**Sacrifice Flies:** 62, 1994 (NCAA II Record)  
**Walks:** 440, 1984  
**Hit By Pitch:** 73, 1994 (NCAA II, t14th place)  
**Stolen Bases:** 248, 1984  
**Scoring Average:** 10.3, 1987  
**Batting Average:** .360, 1987  
**Times On Base:** 1179, 1987  
**On Base Percentage:** .466, 1987  
**Slugging Percentage:** .596, 1987  
**Consecutive Games Homered:** 20, 1987  
**Wins:** 63, 1984  
**Peach Belt Conference Wins:** 20, 2003

**Consecutive Wins:** 30, 1990  
**Consecutive Wins, Home:** 31, 1987  
**Consecutive Wins, Start of Season:** 21, 1988  
**Consecutive Home Wins, Start of Season:** 20, 1988  
**Consecutive Peach Belt Wins:** 10, 2001  
**Losses:** 33, 1981  
**Won-Lost Percentage:** .839, 1990  
**Pitching Walks:** 297, 1994  
**Pitching Strikeouts:** 492, 1989  
**Strikeouts/9 Innings:** 9.0, 2002  
**Earned Run Average:** 2.23, 1980  
**Complete Games:** 34, 1983 & 1981  
**Shutouts:** 14, 1982 (NCAA II, t6th place)  
**Cons. Shutouts:** 3, 1992; 1990; 1983; 1982 (2)  
**Cons. Scoreless Innings:** 29.7, 1982  
**Cons. Innings, No Earned Runs:** 30.3, 1992  
**Saves:** 22, 1991 (NCAA II Record)  
**Total Chances:** 2704, 1983  
**Putouts:** 1768, 1983  
**Assists:** 798, 1983  
**Errors:** 150, 1981  
**Fielding Average:** .966, 1991  
**Double Plays:** 72, 1984



Mark Ewing went 8-3 with a 2.58 ERA in 1992, hurling a school-record and PBC-record 30.1 consecutive scoreless innings during the season.

# AASU Individual Records - Game



## Individual Batting Records

### Plate Appearances:

9, Calvin Culberson, Brent Korn, Mike Mitchener, Dana Harding, Danny Moore, Mark Wagenhauser, 1988

### At Bats:

8, Calvin Culberson, Dana Harding, 1988

### Runs:

5, 11 times. Last: Deron Spink and Tony Kunka, 1994

### Hits:

6, John Booker, 1993; Dave Bone, 1987 & Matt Easterwood, 2001 (NCAA II, 15th place)

### Singles:

6, John Booker, 1993 and Dave Bone, 1987

### Doubles:

4, Steve Young, 1993 and Kirk Rahn, 1982 (NCAA II, 14th place)

### Triples:

2, 9 times previously.

### Home Runs:

3, John Booker, 1993; Dana Harding, 1987; Warren Bachmann, 1983; Chris Cuchra, 1995; George Fletcher, 2004

**Inning:** 2, Jeff Hanna & John Middlebrooks, 1990; Dana Harding & Danny Moore, 1988 and Warren Bachmann, 1983

### Grand Slams:

2, Brent Korn, 1988 (ties NCAA II Record)

### Runs Batted In:

10, Brent Korn & Mike Mitchener, 1988 and Tony Yeomans, 1984 (NCAA II, 17th place)

**Inning:** 5, Mike Mitchener, 1988 and Warren Bachmann, 1983

### Sacrifice Flies:

3, Preston Taylor, 1994 (NCAA II record)

### Extra Base Hits:

5, Steve Young, 1993; Brad Squibb, 1989

### Total Bases:

15, Brad Squibb, 1989 (NCAA II Tournament Record)

**Inning:** 8, Jeff Hanna & John Middlebrooks, 1990; Dana Harding & Danny Moore, 1988 and Warren Bachmann, 1983

### Slugging Percentage:

1.250, John Booker, 1993

### Walks:

7, Dave Bone, 1989 (tied NCAA II Record)

### Hit By Pitch:

3, Deron Spink, 1994  
Bryan Beckmann vs. Adelphi, March 7, 2000

### Reached Base Safely:

7 (of 7), Steve Young, 1993; Dave Bone, 1989

### Stolen Bases:

7, Steve McNeill and Mark Mamalakis, 1973 (NCAA II, 2nd place)

## Individual Pitching Records

### Innings Pitched:

15, Mike Ogilvie, 1982

### Strikeouts:

17, Rick Sawyer, 1990; Mike Roga, 2002

### Consecutive Strikeouts:

8, Mark Simons, 1982

### No Hitters:

Mike Roga, 2002; Joey Williams, 1999; Combination, 1991; Rick Sawyer, 1989; Bill Gearhart, 1987; Mike Ogilvie, Billy Ray Smith & Mark Simons, 1982; Doyle Kelley, 1968 and Bobby Cannon, 1967

### Perfect Game:

Mark Simons, 1982 (ties NCAA II Record)

## Individual Fielding Records

### Total Chances:

21, Andrew Graham vs. Mars Hill, Feb. 9, 2003

### Putouts:

19, Mike Mitchener & Bill Bickel, 1988; Scott Ellis, 1987; Charlie Broad, 1985; Bill Stanley, 1980 and Andrew Graham vs. Mars Hill, Feb. 9, 2003

### Assists:

10, Adam Brandenburg vs. Georgia Tech, Feb. 23, 2003 & vs. USC Aiken, March 30, 2003

### Outfield Putouts:

10, Chad Armstrong, 1989 (D II World Series Record)

### Pickoffs:

5, Gary Broad, 1983


### Errors:

5, Brad Bender, 1996 (ties NCAA II record)



Mike Roga tied Sawyer's mark of 17 strikeouts during his 1-0 no-hitter against Northwest Missouri State on 3/5/02.

Rick Sawyer set the AASU school record with 17 strikeouts in a game during the 1990 season.



Chuck Christopher holds eight AASU records in major pitching categories





# AASU Individual Records - Season

## Individual Batting Records

### Games Played:

75, Warren Bachmann, Kirk Rahn & Tony Yeomans, 1983

### Plate Appearances:

316, Warren Bachmann, 1983

### Official at Bats:

286, Kirk Rahn, 1983

### Runs:

84, Charlie Broad, 1987

### Hits:

101, Roman Miestowski, 1992

### Singles:

73, Mickey Peyton, 1986

### Doubles:

26, Charlie Broad, 1986

### Triples:

9, Chad Armstrong, 1990

### Home Runs:

28, Dana Harding, 1987

### Runs Batted In:

98, Mike Mitchener, 1987

### Extra Base Hits:

50, Dana Harding, 1987

### Total Bases:

205, Dana Harding, 1987

### Sacrifice Hits:

16, Charlie Broad, 1984 & Rob Recuenco, 2004

### Sacrifice Flies:

11, Preston Taylor, 1994 (NCAA II, t2nd place)

### Walks:

90, Kevin Stafford, 1984

### Hit By Pitch:

30, Deron Spink, 1994 (NCAA II, t2nd place)

### Stolen Bases:

57, Mickey Peyton, 1986 (NCAA II, t12th place)

### Stolen Base Percentage:

.973, Tony Yeomans, 1984

### Batting Average:

.451, Steve McNeill, 1972

**Min. 200 AB:** .445, Roman Miestowski, 1992

### Times On Base:

166, Deron Spink, 1994

### On Base Percentage:

.568, Mike Bertagnolli, 1985 & Steve McNeill, 1972

### Slugging Percentage:

.830, Dana Harding, 1987

### Consecutive Game Hitting Streak:

41, David Harriman, 2002

(NCAA II Single Season Record)

### Consecutive Hits:

9, Charlie Broad, 1987

### Consecutive Times on Base:

13, Dave Bone, 1989

### Consecutive Games Reached Safely:

**One season:** 56, Chad Armstrong, 1990

**Overall:** 70, Chad Armstrong, 1989-1990

### Consecutive Game Home Run Streak:

7, Dana Harding, 1987

### Consecutive Games w/ Extra Base Hit:

8, Dana Harding, 1988

## Individual Pitching Records

### Pitching Appearances:

31, Mike Ogilvie, 1983; Doug Louthan, 1995

### Relief Appearances:

31, Doug Louthan, 1995

### Games Started:

18, Chuck Christopher, 1985

### Innings Pitched:

141.0, Chuck Christopher, 1985


### Strikeouts:

124, Daryle Gavlick, 1992 (NCAA II Season Leader)

### Strikeouts Per Nine Innings:

14.0, Jeff Pasquale, 1989 and Doug Sessions, 1998

*South Atlantic Region MVP and 1988 First-Team All-American Mike Mitchener pitches the Pirates into the World Series over Columbus in 1988. Mitchener is also a member of the AASU Athletic Hall of Fame and in 2004 became just the second Pirate to have his jersey retired.*



AASU's all-time hits leader, Charlie Broad, was the first Pirate to have his jersey retired



## **Earned Run Average:**

1.04, Jeff Agard, 1996

## **Hits Allowed Per Nine Innings:**

4.6, Bill Gearhart, 1987 (NCAA I, 9th place)

## **Walks:**

77, Chuck Christopher, 1985

## **Complete Games:**

13, Rick Zakrajsek, 1985

## **Consecutive Complete Games:**

Rick Zakrajsek, 1985

## **Consecutive Complete Game Wins:**

7, Mark Simons, 1982

## **Shutouts:**

4, Daryle Gavlick, 1992; Mark Simons, 1982 and Tommy Bumgardner, 1975

## **Consecutive Shutouts:**

3, Mark Ewing, 1992; Al Otte, 1983 and Mark Simons, 1982

## **Consecutive Scoreless Innings:**

30.1, Mark Ewing, 1992 (NCAA II, 11th place)

## **Consecutive Innings, No Earned Runs:**

37.3, Daryle Gavlick, 1992

## **Consecutive Scoreless Appearances:**

15, Bret Donovan, 1991

## **Saves:**

10, Mike Ogilvie, 1983 and Chris Humrich, 1999

## **Save Percentage:**

1.000 (8-for-8), Mike Ewing, 1990 & Jeff Pasquale 1989

## **Pitching Decisions:**

16, Chuck Christopher & Rick Zakrajsek, 1985

## **Wins:**

12, Bill Gearhart, 1988; Chuck Christopher, 1987 and Jon Dobyms, 2003

## **Consecutive Wins:**

**Single Season:** 11, Daryle Gavlick, 1992 and Chuck Christopher, 1987

**Multiple Seasons:** 20, Bill Gearhart, 1987-88 (NCAA II 2nd place)

## **Won-Lost Percentage:**

1.000 (minimum 5 decisions), Bill Gearhart, 10-0, 1987; Larry Vrtiska, 9-0, 1994; Larry Owens, 7-0, 1990; Mike Ewing, 7-0, 1989; Charlie Broad, 7-0, 1984; Danny DeMersseman, 5-0, 1985 and Jon Boothe, 5-0, 1990

## **Individual Fielding Records**

### **Total Chances:**

648, Warren Bachmann, 1983

### **Putouts:**

580, Charlie Broad, 1984

### **Assists:**

215, Mike Huggins, 1983

### **Errors:**

38, Jay Sheppard, 1994

### **Outfield Assists:**

18, Dave McLaughlin, 1994


### **Outfield Putouts:**

124, Terry Hipp, 1991

### **Pickoffs:**

20, Gary Broad, 1983

*Jeff Agard set a school and Peach Belt Conference record with a 1.04 ERA in 1996 en route to earning honorable-mention All-America honors.*



*Chris Humrich, an All-South Atlantic Region pick in 1999, tied an AASU record and set a then-PBC record with 10 saves in helping the Pirates to a South Atlantic Regional berth.*





# AASU Individual Records - Career

**Games Played:**

265, Tony Yeomans, 1981-84

**Plate Appearances:**

1,033, Tony Yeomans, 1981-84

**At Bats:**

869, Tony Yeomans, 1981-84

**Runs:**

242, Charlie Broad, 1984-87

**Hits:**

318, Charlie Broad, 1984-87

**Singles:**

200, Tony Yeomans, 1981-84

**Doubles:**

69, Charlie Broad, 1984-87

**Triples:**

16, Charlie Broad, 1984-87

**Home Runs:**

39, Dana Harding, 1987-88

**Runs Batted In:**

231, Charlie Broad, 1984-87

**Extra Base Hits:**

120, Charlie Broad, 1984-87

**Total Bases:**

524, Charlie Broad, 1984-87

**Sacrifice Hits:**

42, Charlie Broad, 1984-87

**Walks:**

183, Scott Ellis, 1986-89

**Hit By Pitch:**

32, Ray Castillo, 1999-2000

**Stolen Bases:**

128, Calvin Culberson, 1985-88

**Stolen Base Percentage:**

(min. 100 att.) .875, Charlie Broad, 1984-87

(less than 100 att.) .908, Roman Miestowski, 1991-92

**Batting Avg:**

.397, Roman Miestowski, 1991-92

(min. 600 AB) .385, Charlie Broad, 1984-87

**Times On Base:**

468, Charlie Broad, 1984-87

**On Base Percentage:**

.503, Dave Bone, 1987-89 and Jimmie Evans, 1986-87

**Slugging Percentage:**

.748, Mike Mitchener, 1986-88

**Pitching Appearances:**

85, Zach Shelnutt, 2001-04

**Relief Appearances:**

85, Zach Shelnutt, 2001-04

**Innings Pitched:**

353.0, Tommy Bumgardner, 1973-76

**Pitching Decisions:**

48, Tommy Bumgardner, 1973-76

**Wins:**

29, Rickey Meeks, 1983-86

**Losses:**

24, Tommy Bumgardner, 1973-76

**Won Lost Percentage:**

.909, Larry Vrtiska (20-2), 1993-94

**Walks:**

143, Chuck Christopher, 1985-87

**Strikeouts:**

244, Chuck Christopher, 1985-87

**Strikeouts Per Nine Innings:**

11.9, Jeff Pasquale, 1989-90

**Earned Run Average:**

1.17, Daryle Gavlick, 1992

(min. 300 IP) 1.81, Tommy Bumgardner, 1973-76

**Hits Allowed Per Nine Innings:**

6.7, Bill Schmidt, 1989-91

**Complete Games:**

31, Tommy Bumgardner, 1973-76 (NCAA II, 2nd place)

**Shutouts:**

11, Tommy Bumgardner, 1973-76 (NCAA II, 3rd place)

**Saves:**

17, Zach Shelnutt, 2001-04

**Total Chances:**

2,285, Charlie Broad, 1984-87

**Putouts:**

2,140, Charlie Broad, 1984-87

**Assists:**

426, Danny Pickell, 1977-80

**Errors:**

65, Jay Sheppard, 1993-94; Danny Pickell, 1977-80

**No Errors, Career:**

Tom Beytagh, 1970-73

**Outfield Putouts:**

342, Calvin Culberson, 1985-88

**Outfield Assists:**

18, Dave McLaughlin, 1994; Tony Yeomans, 1981-84

**Pickoffs:**

26, Gary Broad, 1983-84

**Home Run, First Career At Bat:**

Scott DeHaven, 1993; Terry Hipp, 1991; Mike Cassala, 1986; David Poulos, 1984 and Andrew Graham, 2003

**Home Run, First Two Career At Bats:**

Scott DeHaven, 1993 and Andrew Graham, 2003



# AASU Season Leaders



## At-Bats

1967	Danny Sims	95
1968	Ray Kellett	93
1969	Larry Thompson	103
1970	Lance Green	106
1971	Mark Mamalakis	77
1972	Larry Crawford	78
1973	Steve McNeill	92
1974	Steve McNeill	138
1975	John Snelling	131
1976	Marvin Headley	114
1977	Danny Pickell	126
1978	Ronnie Peacock	125
1979	Danny Pickell	126
1980	Danny Pickell	141
1981	Tony Yeomans	197
1982	Kirk Rahn	227
1983	Kirk Rahn	286
1984	David Poulos	231
1985	Bill Fortner	239
1986	Mickey Peyton	223
1987	Dana Harding	247
1988	Mike Mitchener	228
1989	Danny Moore	226
1990	Chad Armstrong	241
1991	Tim Reynolds	217
1992	Dan Britz	228
1993	Jay Sheppard	267
1994	Jay Sheppard	266
1995	Michael Collins	201
1996	Chris Case	212
1997	Matt Griffin	210
1998	Brian Muniz	235
1999	Brian Muniz	223
2000	Jimmy LaRose	219
2001	Rob Mills	210
2002	David Harriman	228
2003	Brandon McKinnon	190
2004	Adam Pelley	208

## Runs

1967	Danny Sims	23
1968	Doyle Kelley	12
1969	Lee Rabon	15
1970	Lee Rabon	17
1971	Steve McNeill	19
1972	Steve McNeill	19
1973	Steve McNeill	24
1974	Steve McNeill	36
1975	Chuck Thomas	18
1976	Stan Walker	22
1977	Stan Walker	28
1978	Ronnie Peacock	19
1979	Dave Baker	19
1980	Bill Stanley	23
1981	Pat Ryan	41
1982	Keith Jones	49
1983	Tony Yeomans	63
1984	Tony Yeomans	71
1985	Kevin Brown	65
	Bill Fortner	65
1986	Mickey Peyton	78
1987	Charlie Broad	84
1988	Calvain Culberson	84
	Mark Wagenhauser	63
1989	Brad Squibb	67
1990	Chad Armstrong	77
1991	Terry Hipp	48
	Pete Richter	48
1992	Roman Miestowski	72
1993	Steve Young	72

1994	Tony Kunka	83
1995	Michael Collins	59
1996	Mark Todd	44
1997	Mark Batia	53
	Adam Wilson	53
1998	David Ruhr	59
1999	3 players with	47
2000	Jimmy LaRose	57
2001	Rob Mills	54
2002	Chris Boean	50
2003	Brandon McKinnon	46
2004	Rob Recuenco	49

## Hits

1967	Bobby Cannon	28
	Tommy Cannon	28
	Danny Sims	28
1968	Ray Kellett	23
1969	David Layden	24
1970	Buddy Hardy	29
	Lee Rabon	29
1971	Mark Mamalakis	25
	Steve McNeill	34
1973	Steve McNeill	33
1974	Steve McNeill	59
1975	Warren Heller	37
1976	Marvin Headley	31
1977	Danny Pickell	37
1978	Ronnie Peacock	39
1979	Danny Pickell	37
1980	Danny Pickell	50
1981	Pat Ryan	70
1982	Kirk Rahn	90
1983	Kirk Rahn	97
1984	David Poulos	88
1985	Bill Fortner	88
1986	Mickey Peyton	97
1987	Charlie Broad	99
1988	Mike Mitchener	77
1989	Chad Armstrong	83
1990	Chad Armstrong	97
1991	Roman Miestowski	71
1992	Roman Miestowski	101
1993	Jay Sheppard	88
1994	Tony Kunka	86
1995	Michael Collins	72
1996	Mark Todd	72
1997	Mark Batia	77
1998	David Ruhr	82
1999	Jimmy LaRose	77
2000	Jimmy LaRose	74
2001	Kirk Nordness	80
2002	David Harriman	94
2003	George Fletcher	62
	Stacy Bennett	62
2004	Rob Recuenco	74

## Batting Average

1967	Tommy Cannon	.350
1968	Danny Sims	.322
1969	Ray Kellett	.262
1970	Buddy Hardy	.318
1971	Mark Mamalakis	.325
1972	Steve McNeill	.451
1973	Steve McNeill	.359
1974	Steve McNeill	.428
1975	Warren Heller	.320
1976	Warren Heller	.327
1977	Danny Pickell	.302
1978	Ronnie Peacock	.312

1979	Danny Pickell	.294
1980	Danny Pickell	.355
1981	Roy Babot	.401
1982	Kirk Rahn	.396
1983	Jerry Jameson	.362
1984	David Poulos	.381
1985	Gary Jackson	.389
1986	Mickey Peyton	.435
1987	Charlie Broad	.442
1988	Mark Wagenhauser	.358
1989	Chad Armstrong	.390
1990	Mary Ellis	.405
1991	Roman Miestowski	.345
1992	Roman Miestowski	.445
1993	Chris Milists	.386
1994	John Wilson	.384
1995	Richard Ernst	.390
1996	Mark Todd	.355
1997	Mark Batia	.381
1998	Noah Theiss	.379
1999	Jimmy LaRose	.352
2000	Brian Pickel	.343
2001	Kirk Nordness	.392
2002	David Harriman	.412
2003	Stacy Bennett	.339
2004	Brandon Nunez	.386

## Doubles

1967	Bobby Cannon	4
1968	4 with	2
1969	David Layden	4
1970	Lee Rabon	4
1971	Mark Mamalakis	4
	Tom Yarbrough	4
1972	Tom Beytagh	5
1973	Gerald Sharpe	3
	Tom Yarbrough	3
1974	Steve McNeill	8
1975	Tommy Bumgardner	6
	Warren Heller	6
1976	Warren Heller	6
	Jerry McNair	6
1977	Warren Heller	7
1978	Buddy Padgett	6
	Mike Stone	6
1979	Glen Conaway	4
1980	Danny Pickell	10
1981	Five with	7
1982	Kirk Rahn	21
1983	Kirk Rahn	20
1984	Tony Yeomans	20
1985	Bill Fortner	24
1986	Charlie Broad	26
1987	Mike Mitchener	24
1988	Dana Harding	18
	Mark Wagenhauser	18
1989	Chad Armstrong	19
1990	Brad Squibb	20
1991	Eric Chavez	20
1992	Roman Miestowski	20
	Steve Young	20
1993	Chris Milists	22
1994	Matt Chambers	18
1995	Michael Collins	16
1996	Chris Case	21
1997	Matt Griffin	17
	Andy Ysalgue	17
1998	David Ruhr	17
1999	Brian Muniz	18
2000	Kevin Bullard	17
	Haydn Chinn	17

2001	Kirk Nordness	18
2002	Kirk Nordness	16
2003	Stacy Bennett	16
	Brandon McKinnon	16
2004	George Fletcher	12

## Triples

1967	Danny Sims	2
1968	Danny Sims	2
	David Smith	2
1969	David Smith	2
1970	Buddy Hardy	3
1971	Roy Smith	4
1972	Linn Burnsed	1
	Steve McNeill	1
1973	Mark Mamalakis	3
	Tom Yarbrough	3
1974	Linn Burnsed	3
1975	Buddy Padgett	4
1976	5 with	1
1977	Marvin Headley	3
	Ronnie Peacock	3
1978	Ronnie Peacock	3
1979	3 with	1
1980	David Rogers	2
1981	3 with	3
1982	Keith Jones	3
1983	Jerry Jameson	4
1984	David Poulos	5
1985	Charlie Broad	6
	J.D. Scott	6
1986	Mike Cassala	6
	Mickey Peyton	6
1987	Mike Mitchener	7
1988	Mike Mitchener	7
1989	Chad Armstrong	6
	Brad Squibb	6
1990	Chad Armstrong	9
1991	Eric Chavez	6
1992	Dan Britz	4
1993	Jay Sheppard	5
	Steve Young	5
1994	Jay Sheppard	8
1995	Leroy Lipsey	3
1996	2 with	1
1997	Mark Batia	4
	Doug Sessions	4
1998	Vincent Valinotti	3
1999	Mike Cadwallader	5
2000	Haydn Chinn	5
2001	Jason Pruitt	3
	Rob Mills	3
2002	Chris Boean	6
2003	Stacy Bennett	4
2004	6 with	1

## Home Runs

1969	David Layden	2
1970	Buddy Hardy	2
1971	Mark Mamalakis	2
1972	Linn Burnsed	2
1973	Linn Burnsed	1
	Jerry Graham	1
1974	Linn Burnsed	2
1975	John Snelling	1
1976	John Snelling	1
	Chuck Thomas	1
1977	Robbie Groover	1

Two-time All-America Chad Armstrong reached base safely in all 56 games in 1990



# AASU Season Leaders

## Home Runs

1978	Robbie Groover	2
	Mike Stone	2
1979	Glen Conway	2
	Mike Durkin	2
1980	Gerald Sharpe	2
1981	Tony Yeomans	8
1982	Kirk Rahn	7
1983	Kirk Rahn	11
1984	Mike Smiciklas	15
1985	Bill Fortner	13
	J.D. Scott	13
1986	Charlie Broad	9
	Mike Cassala	9
1987	Dana Harding	28
1988	Mike Mitchener	16
1989	John Middlebrooks	9
1990	Jeff Hanna	11
1991	Eric Chavez	10
1992	Eric Chavez	21
1993	John Booker	9
1994	Tony Kunka	15
1995	Richard Ernst	7
1996	Klark Reynolds	7
1997	Matt Griffin	12
1998	David Ruhr	13
1999	Travis Oglesby	19
2000	Kevin Bullard	8
2001	David Harriman	9
2002	David Harriman	14
2003	Brandon McKinnon	7
2004	George Fletcher	11

## Runs Batted In

1967	Mike Kellett	14
1968	Clyde Jordan	14
1969	Bill Hagan	11
1970	Lee Rabon	14
1971	Mark Mamalakis	13
1972	Tom Beytagh	13
1973	Mark Mamalakis	17
1974	David Barnhill	14
1975	John Snelling	9
	Chuck Thomas	9
1976	Marvin Headley	16
1977	Danny Pickell	22
1978	Danny Pickell	19
1979	Danny Pickell	14
1980	Danny Pickell	18
1981	Pat Ryan	43
1982	Warren Bachmann	57
1983	Kirk Rahn	70
1984	Mike Smiciklas	78
1985	J.D. Scott	80
1986	Mike Cassala	77
1987	Mike Mitchener	98
1988	Mike Mitchener	82
1989	John Middlebrooks	56
1990	Chad Armstrong	63
1991	Pete Richter	53
1992	Eric Chavez	82
1993	John Booker	69
1994	Tony Kunka	86
1995	Michael Collins	38
	Richard Ernst	38
1996	Mark Todd	39
1997	Matt Griffin	50
1998	David Ruhr	55
1999	Travis Oglesby	58

2000	Brian Pickel	48
2001	David Harriman	53
2002	David Harriman	69
2003	Stacy Bennett	47
2004	George Fletcher	50

## Stolen Bases

1967	Danny Sims	10
	John Tatum	10
1968	Bob Houchins	12
1969	Bill Hagan	8
	Lee Rabon	8
1970	Bob Houchins	8
	Lance Green	8
1971	Steve McNeill	24
1972	Steve McNeill	18
1973	Mark Mamalakis	26
1974	Steve McNeill	28
1975	John Snelling	13
1976	Stan Walker	19
1977	Stan Walker	12
1978	Ronnie Peacock	8
1979	Dave Baker	8
1980	Gerald Sharpe	24
1981	Roy Babot	18
1982	Pat Ryan	16
1983	Tony Yeomans	28
1984	Cay Mays	37
1985	Mike Bertagnolli	38
1986	Mickey Peyton	57
1987	Calvain Culberson	40
1988	Calvain Culberson	42
1989	Danny Moore	29
1990	Steve Russell	32
1991	Roman Miestowski	27
1992	Dan Britz	32
	Roman Miestowski	32
1993	Jay Sheppard	34
1994	Jay Sheppard	29
1995	Leroy Lipsy	26
1996	Heath McBeth	17
1997	Doug Sessions	17
1998	David Ruhr	17
1999	Jimmy LaRose	21
2000	Bryan Beckmann	25
2001	Kirk Nordness	8
2002	Chris Dentler	15
2003	Mark Stephens	10
2004	Brandon Nunez	18

## Total Bases

1967	Tommy Cannon	35
1968	David Smith	31
1969	David Layden	34
1970	Buddy Hardy	39
1971	Mark Mamalakis	35
1972	Steve McNeill	40
1973	Steve McNeill	37
1974	Steve McNeill	70
1975	Warren Heller	45
1976	Jerry McNair	37
1977	Danny Pickell	45
1978	Ronnie Peacock	50
1979	Danny Pickell	42
1980	Danny Pickell	62
1981	Tony Yeomans	99
1982	Kirk Rahn	132
1983	Kirk Rahn	154
1984	Mike Smiciklas	146

1985	Bill Fortner	155
1986	Charlie Broad	143
1987	Dana Harding	205
1988	Mike Mitchener	154
1989	Chad Armstrong	121
1990	Chad Armstrong	161
1991	Eric Chavez	121
1992	Eric Chavez	167
1993	Jay Sheppard	128
1994	Tony Kunka	156
1995	Michael Collins	100
1996	Mark Todd	104
1997	Matt Griffin	118
1998	David Ruhr	140
1999	Travis Oglesby	121
2000	Haydn Chinn	102
2001	Kirk Nordness	115
2002	David Harriman	153
2003	Stacy Bennett	104
2004	George Fletcher	109


## Base on Balls

1967	Danny Sims	18
1968	Danny Sims	16
1969	Lee Rabon	24
1970	Lee Rabon	20
1971	Roy Smith	24
1972	Linn Burnsed	21
1973	Tom Beytagh	20
1974	Linn Burnsed	26
1975		NA
1976	Stan Walker	31
1977	Stan Walker	31
1978	Ronnie Peacock	15
1979	Gerald Sharpe	17
1980	Dan Seitz	26
	Gerald Sharpe	26
1981	Pat Ryan	35
1982	Pat Ryan	57
1983	3 with	43
1984	Kevin Stafford	40
1985	Mike Bertagnolli	65
1986	Jimmie Evans	45
1987	Scott Ellis	66
1988	Dave Bone	62
1989	Dave Bone	59
1990	Chad Armstrong	44
1991	Pete Richter	52
1992	Dan Britz	44
1993	Steve Young	63
1994	Deron Spink	61
1995	Mark Todd	45

1996	Rob Freithoffer	39
1997	Mark Batia	37
1998	Noah Theiss	39
1999	Travis Oglesby	48
2000	Kevin Bullard	37
2001	Kirk Nordness	29
2002	Kirk Nordness	30
2003	Stacy Bennett	38
2004	Adam Pelley	29

## Hit By Pitch

1967	Danny Sims	3
1968	Phil Duke	3
1969		NA
1970	John Beebe	2
	Lance Green	2
1971	Steve McNeill	5
1972	Steve McNeill	5
1973	Gerald Sharpe	8
1974	Steve McNeill	2
1975-1979		NA
1980	Dan Seitz	5
1981	5 with	2
1982	Keith Jones	11
1983	Kirk Rahn	4
1984	Mike Huggins	4
1985	Kevin Brown	4
1986	Scott Ellis	5
1987	Bruce Addison	4
1988	Brent Korn	6
1989	Brent Korn	8
	Brian Kracik	8
1990	3 tied with	5
1991	Eric Chavez	5
	Roman Miestowski	5
1992	Roman Miestowski	10
1993	John Booker	8
	Steve Young	8
1994	Deron Spink	30
1995	Thomas Sanders	11
1996	Scott Harrell	12
1997	Matt Griffin	11
	Adam Wilson	11
1998	Vinny Valinotti	11
1999	Ray Castillo	21
2000	Ray Castillo	11
	Haydn Chinn	11
2001	Jason Pruitt	5
	Rob Mills	5
2002	Adam Brandenburg	12
2003	Adam Brandenburg	19
2004	Adam Pelley	13
	Michael Pelley	13



Dave Bone collects three hits as ASC faced FSC in a live televised matchup between two top-ranked teams in 1988.



# AASU Season Leaders



## On Base Percentage

1967	Danny Sims	.....	422
1968	Danny Sims	.....	493
1969	Lee Rabon	.....	370
1970	Lee Rabon	.....	408
1971	Roy Smith	.....	467
1972	Steve McNeill	.....	568
1973	Tom Beytagh	.....	486
1974	Steve McNeill	.....	428
1975		.....	NA
1976	Stanley Walker	.....	431
1977	Stanley Walker	.....	442
1978	Ronnie Peacock	.....	386
1979	Danny Pickell	.....	331
1980	Dan Seitz	.....	414
1981	Roy Babot	.....	472
1982	Kirk Rahn	.....	439
1983	Tony Yeomans	.....	441
1984	Kevin Stafford	.....	526
1985	Mike Bertagnolli	.....	568
1986	Calvain Culberson	.....	519
1987	Charlie Broad	.....	535
1988	Dave Bone	.....	534
1989	Dave Bone	.....	498
1990	Jeff Hanna	.....	512
1991	Terry Hipp	.....	469
1992	Roman Miestowski	.....	526
1993	John Booker	.....	518
1994	Deron Spink	.....	527
1995	Richard Ernst	.....	482
1996	Mark Todd	.....	434
1997	Mark Batia	.....	488
1998	Noah Theiss	.....	480
1999	Ray Castillo	.....	451
2000	Bryan Beckmann	.....	422
2001	Kirk Nordness	.....	493
2002	David Harriman	.....	455
2003	Adam Brandenburg	.....	476
2004	Brandon Nunez	.....	453

## Slugging Percentage

1967	Tommy Cannon	.....	438
1968	Danny Sims	.....	441
1969	David Layden	.....	358
1970	Buddy Hardy	.....	462
1971	Tom Yarbrough	.....	510
1972	Steve McNeill	.....	533
1973	Steve McNeill	.....	402
1974	Steve McNeill	.....	507
1975	Warren Heller	.....	388

*All-America third baseman Dana Harding set AASU's slugging percentage record of .830 in 1987.*



1976	Larry Cupstid	.....	353
1977	Warren Heller	.....	362
1978	Mike Stone	.....	419
1979	Danny Pickell	.....	333
1980	Danny Pickell	.....	440
1981	Tony Yeomans	.....	503
1982	Kirk Rahn	.....	528
1983	Kirk Rahn	.....	538
1984	Mike Smicklas	.....	649
1985	Bill Fortner	.....	649
1986	Charlie Broad	.....	668
1987	Dana Harding	.....	830
1988	Mike Mitchener	.....	675
1989	Brad Squibb	.....	578
1990	Chad Armstrong	.....	668
1991	Eric Chavez	.....	624
1992	Eric Chavez	.....	770
1993	John Booker	.....	685
1994	Tony Kunka	.....	647
1995	Richard Ernst	.....	631
1996	Mark Todd	.....	512
1997	Matt Griffin	.....	562
1998	David Ruhr	.....	631
1999	Travis Oglesby	.....	658
2000	Kevin Bullard	.....	536
2001	Kirk Nordness	.....	564
2002	David Harriman	.....	671
2003	Stacy Bennett	.....	568
2004	Brandon Nunez	.....	564



*All-America catcher David Harriman's .671 slugging percentage in 2002 was the highest in 10 years at AASU.*

## Wins

1967	Tommy Cannon	.....	7
1968	Doyle Kelley	.....	5
1969	Dennis Pruitt	.....	6
1970	Dennis Pruitt	.....	3
	Tommy Swinford	.....	3
1971	Dennis Pruitt	.....	4
1972	Pat Holland	.....	5
	Dennis Pruitt	.....	5
1973	Tommy Bumgardner	.....	5
	Lawrence Maner	.....	5
1974	Tommy Bumgardner	.....	7
1975	Tommy Bumgardner	.....	7
1976	Tommy Bumgardner	.....	5
1977	Eddie Aenchbacher	.....	5
1978	Eddie Aenchbacher	.....	4
1979	Eddie Aenchbacher	.....	6
1980	William Holbrook	.....	5
	Gordie Shuman	.....	5
1981	Roger Moore	.....	7
1982	Mark Simons	.....	10
1983	Jimmy Fisher	.....	10
1984	Gary Broad	.....	10
1985	Chuck Christopher	.....	12
1986	Rick Zakrajsek	.....	8
1987	Chuck Christopher	.....	11
1988	Bill Gearhart	.....	12
1989	Rick Sawyer	.....	8
	Chuck Thompson	.....	8
1990	Paul Krafft	.....	10
1991	Darryl Boyd	.....	7
1992	Daryle Gavlick	.....	11
1993	Larry Vrtiska	.....	9
1994	Larry Vrtiska	.....	11
1995	Mike Hopper	.....	8
1996	Michael Godbee	.....	7
1997	Four with	.....	6
1998	Jeremy Wedel	.....	10
1999	Adam Bernero	.....	11
2000	Jason Ackley	.....	10
2001	B.J. Brinkmeier	.....	8
2002	Mike Roga	.....	10
2003	Jon Dobyans	.....	12
2004	Marcus Barriger	.....	6
	Jon Dobyans	.....	6

## Earned Run Average

1967	Bobby Cannon	.....	1.58
1968	Tommy Swinford	.....	1.86
1969	Doyle Kelley	.....	2.38
1970	Dennis Pruitt	.....	3.94
1971	Pat Holland	.....	3.48
1972	Tommy Swinford	.....	2.80
1973	Tom Bumgardner	.....	2.39
1974	Frankie Moore	.....	1.22
1975	Tom Bumgardner	.....	1.35
1976	Tom Bumgardner	.....	1.46
1977	Eddie Aenchbacher	.....	2.14
1978	Ted Kinder	.....	4.21
1979	Eddie Aenchbacher	.....	2.07
1980	Tim Norton	.....	1.55
1981	Roger Moore	.....	1.26
1982	Billy Ray Smith	.....	1.87
1983	Ricky Meeks	.....	1.44
1984	Gary Broad	.....	1.74
1985	Ricky Meeks	.....	1.83
1986	Greg Richard	.....	1.55
1987	Bill Gearhart	.....	1.85

1988	Mike Mitchener	.....	1.84
1989	Jeff Pasquale	.....	1.30
1990	Bill Schmidt	.....	1.21
1991	Bill Schmidt	.....	1.34
1992	Daryle Gavlick	.....	1.17
1993	Darryl Boyd	.....	1.79
1994	Gregg Thomas	.....	1.62
1995	Doug Louthan	.....	2.44
1996	Jeff Agard	.....	1.04
1997	Greg Kennedy	.....	3.74
1998	Jeremy Wedel	.....	2.05
1999	Adam Bernero	.....	3.31
2000	B.J. Brinkmeier	.....	3.25
2001	B.J. Brinkmeier	.....	3.46
2002	Mike Roga	.....	3.00
2003	Curtis Morrison	.....	2.61
2004	Marcus Barriger	.....	3.19

## Strikeouts

1967	Tommy Cannon	.....	52
1968	Doyle Kelley	.....	44
1969	Doyle Kelley	.....	48
1970	Tommy Swinford	.....	41
1971	Pat Holland	.....	37
1972	Pat Holland	.....	42
1973	Tom Bumgardner	.....	40
1974	Tom Bumgardner	.....	37
	Pat Holland	.....	37
1975	Tom Bumgardner	.....	71
1976	Tom Bumgardner	.....	35
1977	Warren Heller	.....	44
1978	Eddie Aenchbacher	.....	46
1979	Eddie Aenchbacher	.....	23
1980	William Holbrook	.....	27
1981	Roger Moore	.....	47
1982	Mark Simons	.....	116
1983	Billy Ray Smith	.....	67
1984	Gary Broad	.....	79
1985	Chuck Christopher	.....	116
1986	Mike Maus	.....	57
1987	Bill Gearhart	.....	101
1988	Rob Musser	.....	92
1989	Rick Sawyer	.....	94
1990	Rick Sawyer	.....	76
1991	Craig Bradshaw	.....	82
1992	Daryle Gavlick	.....	124
1993	Darryl Boyd	.....	88
1994	Chris Tidwell	.....	101
1995	Mike Hopper	.....	74
1996	Jeff Agard	.....	79
1997	Mark Copeland	.....	76
1998	Jeremy Wedel	.....	116
1999	Adam Bernero	.....	113
2000	B.J. Brinkmeier	.....	73
2001	B.J. Brinkmeier	.....	97
2002	Mike Roga	.....	109
2003	Jon Dobyans	.....	106
2004	Marcus Barriger	.....	77

## Innings

1967	Tommy Cannon	.....	77.2
1968	Doyle Kelley	.....	86.2
1969	Dennis Pruitt	.....	81.1
1970	Tommy Swinford	.....	84.0
1971	Pat Holland	.....	77.2
1972	Dennis Pruitt	.....	70.1
1973	Tom Bumgardner	.....	83.0
1974	Tom Bumgardner	.....	79.1
1975	Tom Bumgardner	.....	106.1





# AASU Season Leaders

## Innings

1976	Tom Bumgardner	80.0
1977	Ed Aenchbacher	71.1
1978	Ed Aenchbacher	71.1
1979	Ed Aenchbacher	78.0
1980	Gordie Shuman	65.0
	Mike Stone	65.0
1981	Tim Norton	82.0
1982	Mark Simons	100.1
1983	Billy Ray Smith	109.0
1984	Gary Broad	102.2
1985	Chuck Christopher	141.0
1986	Ricky Meeks	80.2
1987	Chuck Christopher	107.2
1988	Bill Gearhart	106.0
1989	Larry Owens	106.0
1990	Chuck Thompson	92.1
1991	Craig Bradshaw	77.2
1992	Mark Ewing	101.0
1993	Gregg Thomas	91.1
1994	Chris Tidwell	129.0
1995	Mike Hopper	100.2
1996	Jason Manbooth	80.1
1997	Mark Copeland	91.0
1998	Jeremy Wedel	114.0
1999	Adam Bernero	103.1
2000	B.J. Brinkmeier	105.1
2001	B.J. Brinkmeier	101.1
2002	Mike Roga	105.0
2003	Jeremy Olson	112.2
2004	Jon Dobyans	94.0

## Games

1967	Tommy Cannon	16
1968	Doyle Kelley	14
	Tommy Swinford	14
1969	Doyle Kelley	10
	Dennis Pruitt	10
1970	Dennis Pruitt	15
1971	Pat Holland	12
1972	Dennis Pruitt	12
1973	Tom Bumgardner	13
1974	Tom Bumgardner	15
1975	Tom Bumgardner	15
1976	Tom Bumgardner	12
1977	Eddie Aenchbacher	15
1978	Eddie Aenchbacher	12
1979	Eddie Aenchbacher	14
1980	Mike Stone	10
1981	William Holbrook	15
1982	Mike Ogilvie	23
1983	Mike Ogilvie	31
1984	Ricky Meeks	22
1985	Chuck Christopher	20
	Mike Maus	20


1986	Mike Maus	18
	Mike Mitchener	18
1987	Bill Floyd	23
1988	David Wright	26
1989	Mike Ewing	26
1990	Jeff Pasquale	23
1991	Bill Schmidt	22
1992	Russell Williams	21
1993	Chris DeClue	25
1994	Scot Donovan	25
1995	Doug Louthan	31
1996	Michael Godbee	18
1997	Joey Williams	25
1998	Greg Kennedy	23
1999	Shane Shelton	24
	Chris Humrich	24
2000	Shane Shelton	19
2001	Andrew Moss	19
2002	Zach Shelnutt	23
2003	Zach Shelnutt	21
2004	Zach Shelnutt	26

## Saves

1977	Eddie Aenchbacher	1
1978	Roy Griffin	2
1979	Eddie Aenchbacher	2
1980	William Holbrook	1
	Gerald Sharpe	1
1981	William Holbrook	2
	Kirk Rahn	2
1982	Billy Ray Smith	5
1983	Mike Ogilvie	10
1984	Ricky Meeks	5
1985	Mike Maus	6
1986	Mike Mitchener	5
1987	Chuck Christopher	3
	Greg Richard	3
1988	Mike Mitchener	7
1989	Jeff Pasquale	8
1990	Mike Ewing	8
1991	Bill Schmidt	7
1992	Russell Williams	8
1993	Jorge Becerra	3
	Biddy Garza	3
1994	Scot Donovan	8
1995	Doug Louthan	8
1996	Greg Kennedy	2
1997	Joey Williams	4
1998	3 tied with	4
1999	Chris Humrich	10
2000	Shane Shelton	3
2001	Andrew Moss	4
2002	Zach Shelnutt	6
2003	Zach Shelnutt	5
2004	Zach Shelnutt	4
	Josh Tallent	4



*Chris Milisits earned All-Conference and second-team All-America honors as a catcher for the Pirates in 1993, leading the team in hitting with a .386 average.*



*AASU Athletic Hall of Famer Tony Yeomans led the Pirates in home runs and total bases during the 1981 season and ranks first all-time in at-bats and second all-time in hits on the AASU record charts.*

**82** Bill Gearhart's 20 straight wins in 1988 is an NCAA Division II single-season record

# Season Top 10s - Hitting



## At Bats

1. Kirk Rahn, 1983	286
2. Jay Sheppard, 1993	267
3. Jay Sheppard, 1994	266
4. Warren Bachmann, 1983	263
5. Mike Huggins, 1983	259
6. Tony Yeomans, 1983	250
7. Dana Harding, 1987	247
8. Calvin Culberson, 1987	244
9. Chad Armstrong, 1989	241
Tony Kunka, 1994	241

## Runs

1. Charlie Broad, 1987	84
2. Calvin Culberson, 1987	83
3. Mickey Peyton, 1986	78
4. Chad Armstrong, 1990	77
Tony Kunka, 1994	77
5. Dana Harding, 1987	75
Brad Squibb, 1990	75
Deron Spink, 1994	75
9. Bruce Addison, 1987	74
10. Roman Miestowski, 1992	72
Steve Young, 1993	72
Scott DeHaven, 1994	72

## Hits

1. Roman Miestowski, 1992	101
2. Charlie Broad, 1987	99
3. Dana Harding, 1987	98
4. Chad Armstrong, 1990	97
Mickey Peyton, 1986	97
Kirk Rahn, 1983	97
7. David Harriman, 2002	94
8. Steve Russell, 1990	92
9. Calvin Culberson, 1987	89
10. Mike Mitchener, 1987	88
David Poulos, 1984	88
Jay Sheppard, 1993	88

## Doubles

1. Charlie Broad, 1986	26
2. Bill Fortner, 1985	24
Mike Mitchener, 1987	24
4. Chris Milisits, 1993	22
5. Dana Harding, 1987	21
Kirk Rahn, 1982	21
Chris Case, 1996	21
8. Eric Chavez, 1991	20
Roman Miestowski, 1992	20
Kirk Rahn, 1983	20
Brad Squibb, 1990	20
Tony Yeomans, 1984	20
Steve Young, 1992	20

## Triples

1. Chad Armstrong, 1990	9
2. Brad Squibb, 1990	8
Jay Sheppard, 1994	8
3. Mike Mitchener, 1987	7
Mike Mitchener, 1988	7
Tony Kunka, 1994	7
7. Bruce Addison, 1987	6
Chad Armstrong, 1989	6
Chris Boaen, 2002	6
Charlie Broad, 1984	6
Mike Cassala, 1986	6
Eric Chavez, 1991	6
Mickey Peyton, 1986	6
Brad Squibb, 1989	6

## Home Runs

1. Dana Harding, 1987	28
2. Eric Chavez, 1992	21
3. Charlie Broad, 1987	19
Travis Oglesby, 1999	19
5. Scott Ellis, 1987	16
Mike Mitchener, 1988	16
7. John Booker, 1993	15
Calvin Culberson, 1987	15
Danny Moore, 1988	15
Mike Smiciklas, 1985	15
Tony Kunka, 1994	15

## Runs Batted In

1. Mike Mitchener, 1987	98
2. Tony Kunka, 1994	86
3. Dana Harding, 1987	84
4. Eric Chavez, 1992	82
Mike Mitchener, 1988	82
6. Charlie Broad, 1987	80
J.D. Scott, 1985	80
8. Mike Smiciklas, 1984	78
9. Mike Cassala, 1986	77
10. Scott Ellis, 1987	71

## Batting Average

1. Steve McNeill, 1972	.451
2. Roman Miestowski, 1992	.445
3. Charlie Broad, 1987	.442
4. Mickey Peyton, 1986	.435
5. Steve McNeill, 1974	.428
6. David Harriman, 2002	.412
7. Marv Ellis, 1990	.405
8. Chad Armstrong, 1990	.402
Steve Russell, 1990	.402
10. Roy Babet, 1981	.401

## Stolen Bases

1. Mickey Peyton, 1986	57
2. Calvin Culberson, 1988	42
3. Calvin Culberson, 1987	40
4. Mike Bertagnolli, 1985	38
5. Cay Mays, 1984	37
6. David Poulos, 1984	36
Tony Yeomans, 1984	36
8. Bruce Addison, 1987	35
9. Jay Sheppard, 1993	34
10. Bruce Addison, 1988	33

## Base on Balls

1. Kevin Stafford, 1984	90
2. Scott Ellis, 1987	66
3. Mike Bertagnolli, 1985	65
4. Steve Young, 1993	63
5. Dave Bone, 1988	62
6. Deron Spink, 1994	61
7. Dave Bone, 1989	59
8. Kevin Brown, 1984	57
Pat Ryan, 1982	57
10. Gary Jackson, 1985	56

## Total Bases

1. Dana Harding, 1987	205
2. Charlie Broad, 1987	177
3. Mike Mitchener, 1987	168
4. Eric Chavez, 1992	167
5. Chad Armstrong, 1990	161
6. Roman Miestowski, 1992	160
7. Tony Kunka, 1994	156
8. Bill Fortner, 1985	155
9. Mike Mitchener, 1988	154
Kirk Rahn, 1983	154

## Slugging Percentage

1. Dana Harding, 1987	.830
2. Charlie Broad, 1987	.790
3. Eric Chavez, 1992	.770
4. Mike Mitchener, 1987	.730
5. Roman Miestowski, 1992	.705
6. John Booker, 1993	.685
7. Mike Mitchener, 1988	.675
8. David Harriman, 2002	.671
9. Chad Armstrong, 1990	.668
Charlie Broad, 1986	.668

## On Base Percentage

1. Steve McNeill, 1972	.568
Mike Bertagnolli, 1985	.568
3. Gary Jackson, 1985	.556
4. Charlie Broad, 1987	.535
5. Dave Bone, 1988	.534
6. Deron Spink, 1994	.527
7. Roman Miestowski, 1992	.526
Kevin Stafford, 1984	.526
9. John Booker, 1993	.518
10. Jeff Hanna, 1990	.512





# Season Top 10s - Pitching

## Games

1. Mike Ogilvie, 1982 .....	31
Doug Louthan, 1995 .....	31
3. Mike Ewing, 1989 .....	26
Zach Shelnett, 2004 .....	26
5. Chris DeClue, 1993 .....	25
Scot Donovan, 1994 .....	25
Joey Williams, 1997 .....	25
8. Chris Humrich, 1999 .....	24
Shane Shelton, 1999 .....	24
Josh Tallent, 2004 .....	24

## Earned Run Average

1. Jeff Agard, 1996 .....	1.04
2. Daryle Gavlick, 1992 .....	1.17
3. Roger Moore, 1981 .....	1.26
4. Bill Schmidt, 1991 .....	1.34
5. Tommy Bumgardner, 1975 .....	1.35
6. Ricky Meeks, 1983 .....	1.44
7. Tommy Bumgardner, 1976 .....	1.46
8. Tim Norton, 1980 .....	1.55
9. Bobby Cannon, 1967 .....	1.58
10. Daryll Boyd, 1993 .....	1.79

## Winning Percentage

1. Bill Gearhart, 1987..(10-0) .....	1.000
Larry Vrtiska, 1993..(9-0) .....	1.000
Charlie Broad, 1984..(7-0) .....	1.000
Mike Ewing, 1989..(7-0) .....	1.000
Larry Owens, 1990..(7-0) .....	1.000
6. Daryle Gavlick, 1992..(11-1) .....	.917
7. Ricky Meeks, 1985..(10-1) .....	.909
Paul Krafft, 1990..(10-1) .....	.909
9. Craig Bradshaw, 1992..(9-1) .....	.900
10. Daryll Boyd, 1992..(7-1) .....	.875
Daryll Boyd, 1993..(7-1) .....	.875

## Wins

1. Chuck Christopher, 1985 .....	12
Jon Dobyns, 2003 .....	12
Bill Gearhart, 1988 .....	12
3. Adam Bernero, 1999 .....	11
Chuck Christopher, 1987 .....	11
Daryle Gavlick, 1992 .....	11
Larry Vrtiska, 1994 .....	11
7. Jason Ackley, 2000 .....	10
Gary Broad, 1984 .....	10
Jimmy Fisher, 1983 .....	10
Bill Gearhart, 1987 .....	10
Paul Krafft, 1990 .....	10
Ricky Meeks, 1985 .....	10
Jeremy Olson, 2003 .....	10
Mike Roga, 2002 .....	10
Mark Simons, 1982 .....	10
Jeremy Wedel, 1998 .....	10
Rick Zakrajsek, 1985 .....	10

## Innings

1. Chuck Christopher, 1985 .....	141.0
2. Chris Tidwell, 1994 .....	129.0
3. Rick Zakrajsek, 1985 .....	114.1
4. Jeremy Wedel, 1998 .....	114.0
5. Jeremy Olson, 2003 .....	112.2
6. Larry Vrtiska, 1994 .....	111.0
7. Billy Ray Smith, 1983 .....	109.0
8. Chuck Christopher, 1987 .....	107.2
9. Tommy Bumgardner, 1975 .....	106.1
10. Bill Gearheart, 1988 .....	106.0
Larry Owens, 1989 .....	106.0

## Strikeouts

1. Daryle Gavlick, 1992 .....	124
2. Jeremy Wedel, 1998 .....	116
Chuck Christopher, 1985 .....	116
Mark Simons, 1982 .....	116
5. Adam Bernero, 1999 .....	113
6. Mike Roga, 2002 .....	109
7. <b>Jon Dobyns, 2003 .....</b>	<b>106</b>
8. Bill Gearheart, 1987 .....	101
Chris Tidwell, 1994 .....	101
10. Lance Jordan, 1999 .....	99



*Adam Bernero went 11-3 with 113 strikeouts in 103.1 innings in 1999, leading AASU to a South Atlantic Regional berth. Adam has pitched the last five seasons for the Detroit Tigers and the Colorado Rockies.*

## Saves

1. Mike Ogilvie, 1982 .....	10
Chris Humrich, 1999 .....	10
3. Mike Ewing, 1989 .....	8
Jeff Pasquale, 1989 .....	8
Russell Williams, 1992 .....	8
Scot Donovan, 1994 .....	8
Doug Louthan, 1995 .....	8
8. Mike Mitchener, 1986 .....	7
Bill Schmidt, 1990 .....	7
10. Mike Ewing, 1989 .....	6
Biddy Garza, 1992 .....	6
Mike Maus, 1985 .....	6
Zach Shelnett, 2002 .....	6

*The 1984 Pirate baseball squad won a school-record 63 games, which led the nation, and sported a pitching staff that included a 10-game winner in Gary Broad and an undefeated pitcher in Charlie Broad (7-0).*



# Career Top 10s - Hitting



## At-Bats

1.	Tony Yeomans, 81-84	869
2.	Charlie Broad, 84-87	826
3.	Calvain Culberson, 85-88	717
4.	Kevin Bullard, 97-2000	707
5.	Chris Boaen, 2000-03	659
6.	Scott Ellis, 86-89	585
7.	Mike Mitchener, 86-88	539
8.	Jay Sheppard, 93-94	533
9.	Roy Babot, 81-83	527
10.	Brian Chester, 98-2000	517

## Runs

1.	Charlie Broad, 84-87	242
2.	Calvain Culberson, 85-88	225
3.	Tony Yeomans, 81-84	206
4.	Scott Ellis, 86-89	177
5.	Kevin Bullard, 97-2000	145
6.	Brad Squibb, 89-90	142
7.	Chad Armstrong, 89-90	140
	Tony Kunka, 93-94	140
9.	Mike Mitchener, 86-88	137
10.	Scott DeHaven, 93-94	131

## Hits

1.	Charlie Broad, 84-87	318
2.	Tony Yeomans, 81-84	282
3.	Calvain Culberson, 85-88	253
4.	Chris Boaen, 2000-03	213
5.	Kevin Bullard, 97-2000	199
6.	Mike Mitchener, 86-88	193
7.	Kirk Rahn, 82-83	187
8.	Chad Armstrong, 89-90	180
9.	Scott Ellis, 86-89	179
10.	Dana Harding, 87-88	174

## Doubles

1.	Charlie Broad, 84-87	69
2.	Kevin Bullard, 97-2000	51
3.	Tony Yeomans, 81-84	49
4.	Mike Mitchener, 86-88	45
	Chris Boaen, 2000-03	45
6.	Warren Bachmann, 82-83	43
7.	Chris Milisits, 92-93	41
	Kirk Rahn, 82-83	41
9.	Scott Ellis, 86-89	39
	Dana Harding, 87-88	39
	Brad Squibb, 89-90	39

## Triples

1.	Charlie Broad, 84-87	16
2.	Chad Armstrong, 89-90	15
	Mike Mitchener, 86-88	15
4.	Brad Squibb, 89-90	14
5.	Jay Sheppard, 93-94	13
6.	Calvain Culberson, 85-88	12
7.	Steve Russell, 89-90	9
8.	Tony Kunka, 93-94	8
9.	Roy Babot, 81-83	7
	Chris Boaen, 2000-03	7
	Eric Chavez, 91-92	7
	Steve Young, 92-93	7

## Home Runs

1.	Dana Harding, 87-88	39
2.	Mike Mitchener, 86-88	38
3.	Charlie Broad, 84-87	35
4.	Scott Ellis, 86-89	33
5.	Eric Chavez, 91-92	31
6.	Tony Yeomans, 81-84	29
7.	Tony Kunka, 93-94	27
8.	Kevin Bullard, 97-2000	25
9.	David Harriman, 2001-02	23
10.	Calvain Culberson, 85-88	22
	Danny Moore, 88-89	22

## Runs Batted In

1.	Charlie Broad, 84-87	231
2.	Mike Mitchener, 86-88	209
3.	Tony Yeomans, 81-84	176
4.	Scott Ellis, 86-89	173
5.	Dana Harding, 87-88	147
	Kevin Bullard, 97-2000	147
7.	Calvain Culberson, 85-88	139
8.	Tony Kunka, 93-94	138
9.	Eric Chavez, 91-92	134
10.	David Harriman, 2001-02	122

## Batting Average

1.	Roman Miestowski, 91-92	397
2.	Chad Armstrong, 89-90	396
3.	Steve McNeill, 71-74	390
4.	Charlie Broad, 84-87	385
5.	Kirk Nordness, 2001-02	3829
6.	David Harriman, 2001-02	3826
7.	Steve Russell, 89-90	378
8.	Dana Harding, 87-88	377
9.	Jimmie Evans, 86-87	368
10.	Kirk Rahn, 82-83	365

## Stolen Bases

1.	Calvain Culberson, 85-88	128
2.	Charlie Broad, 84-87	98
3.	Steve McNeill, 71-74	92
4.	Tony Yeomans, 81-84	83
5.	Kevin Stafford, 83-86	73
6.	Bruce Addison, 87-88	68
7.	Jay Sheppard, 93-94	63
8.	Roman Miestowski, 91-92	59
9.	Mickey Peyton, 86	57
	Steve Russell, 89-90	57

## Base on Balls

1.	Scott Ellis, 86-89	183
2.	Kevin Stafford, 83-86	180
3.	Dave Bone, 87-89	152
4.	Charlie Broad, 84-87	146
5.	Tony Yeomans, 81-84	140
6.	Calvain Culberson, 85-88	135
7.	Bruce Addison, 87-88	109
8.	Kevin Bullard, 97-2000	107
9.	Steve Young, 92-93	101
10.	Pete Richter, 91-92	95

## Total Bases

1.	Charlie Broad, 84-87	524
2.	Tony Yeomans, 81-84	422
3.	Mike Mitchener, 86-88	403
4.	Calvain Culberson, 85-88	383
5.	Dana Harding, 87-88	336
6.	Kevin Bullard, 97-2000	327
7.	Scott Ellis, 86-89	324
8.	Chris Boaen, 2000-03	311
9.	Eric Chavez, 91-92	288
	Chad Armstrong, 89-90	288

## Slugging Percentage

1.	Mike Mitchener, 86-88	.748
2.	Dana Harding, 87-88	.726
3.	Eric Chavez, 91-92	.718
4.	Tony Kunka, 93-94	.642
5.	Chad Armstrong, 89-90	.634
6.	Charlie Broad, 84-87	.627
7.	David Harriman, 2001-02	.617
8.	Brad Squibb, 89-90	.601
9.	Kirk Nordness, 2001-02	.595
10.	Roman Miestowski, 91-92	.577

## On Base Percentage

1.	Dave Bone, 87-90	.503
	Jimmie Evans, 86-87	.503
3.	Kevin Stafford, 83-86	.492
4.	Chad Armstrong, 89-90	.489
	Roman Miestowski, 91-92	.489
6.	Steve McNeill, 71-74	.488
7.	Charlie Broad, 84-87	.480
	Scott Ellis, 86-89	.480
9.	Bruce Addison, 87-88	.479
10.	Al Otte, 83-86	.478



*Charlie Broad has his number 13 retired at Grayson Stadium. The AASU Athletic Hall of Famer still holds seven career AASU batting records, including most runs scored, hits, doubles, triples and runs batted in.*

*Chris Boaen became the fourth AASU player to collect 200 hits in 2003*



# Career Top 10s - Pitching

## Games

1. Zach Shelnett, 2001-2004	85
2. Greg Kennedy, 96-99	77
3. Joey Williams, 97-2000	74
4. Ricky Meeks, 83-86	71
5. Shane Shelton, 97-2000	64
6. Andrew Moss, 2000-02	55
7. Tommy Bumgardner, 73-76	54
Mike Ogilvie, 82-83	54
9. Mike Mitchener, 86-88	50
10. Dennis Pruitt, 69-72	48
Eddie Aenchbacher, 76-79	48
Chuck Christopher, 85-87	48

## Wins

1. Ricky Meeks, 83-86	29
2. Chuck Christopher, 85-87	27
3. Tommy Bumgardner, 73-76	24
4. Joey Williams, 97-2000	23
5. Al Otte, 83-85	22
Bill Gearhart, 87-88	22
7. Daryll Boyd, 91-93	21
8. Larry Vrtiska, 93-94	20
9. Gary Broad, 83-84	18
Rick Zakrajsek, 85-86	18
Dennis Pruitt, 69-72	18
Jon Dobyns, 2003-04	18

## Saves

1. Zach Shelnett, 2001-04	17
2. Mike Mitchener, 86-88	14
Mike Ewing, 89-90	14
4. Mike Ogilvie, 82-83	12
Ricky Meeks, 83-86	12
6. Jeff Pasquale, 89-90	11
7. Bill Schmidt, 89-91	10
Chris Humrich, 99	10
9. Biddy Garza, 92-93	9
10. Scot Donovan, 94	8
Doug Louthan, 95	8
Joey Williams, 97-2000	8
Russell Williams, 92	8

## Earned Run Average

1. Daryle Gavlick, 92	1.17
2. Bill Schmidt, 89-91	1.67
3. Tommy Bumgardner, 73-76	1.83
4. Jon Boothe, 90-91	2.01
5. William Holbrook, 80-82	2.04
Zach Shelnett	2.04
7. Jeremy Wedel, 98	2.05
8. Jeff Pasquale, 89-90	2.05
9. Mike Ewing, 89-90	2.19
10. Billy Ray Smith, 81-83	2.34

## Innings

1. Tommy Bumgardner, 73-76	348.2
2. Ricky Meeks, 83-86	327.0
3. Dennis Pruitt, 69-72	300.0
4. Chuck Christopher, 85-87	296.2
5. Eddie Aenchbacher, 76-79	267.1
6. Pat Holland, 71-74	258.0
7. Joey Williams, 97-2000	255.1
8. Daryll Boyd, 91-93	223.0
9. Tim Norton, 78-81	221.2
10. Al Otte, 83-85	210.0

## Strikeouts

1. Chuck Christopher, 85-87	244
2. Joey Williams, 97-2000	219
3. Daryll Boyd, 91-93	216
4. Al Otte, 83-85	185
5. Tommy Bumgardner, 73-76	183
6. Ricky Meeks, 83-86	182
7. Bill Gearhart, 87-88	178
Jon Dobyns, 2003-04	178
8. Rick Sawyer, 89-90	170
B.J. Brinkmeier, 2000-01	170
10. Mark Simons, 82-85	158


## Winning Percentage

1. Mike Ewing, 9-0	1.000
2. Daryle Gavlick, 11-1	.917
3. Larry Vrtiska, 20-2	.909
4. Bill Gearhart, 22-3	.880
5. Jimmy Fisher, 14-2	.875
6. Scott Malcolm, 13-2	.867
7. Mark Simons, 15-3	.833
8. Jon Boothe, 8-2	.800
9. Craig Bradshaw, 15-4	.789
10. Daryll Boyd, 21-6	.778
Larry Owens, 14-4	.778
Bill Schmidt, 7-2	.778



*Four-year letterwinner Zach Shelnett pitched in more games (85) and recorded more saves (17) than any other Pirate player.*

*Joey Williams finished his four-year career in 2000 ranked in the Top 10 in five separate pitching categories.*



*The 1987 squad featured one of the most feared power hitting lineups in college baseball. Dana Harding (28 HR), Mike Mitchener (14 HR), Calvin Culberson (15 HR) and Scott Ellis (16 HR) combined for 73 home runs between them. Overall, the Pirates launched a school-record 102 home runs and set other single-season bests in batting average (.360), slugging percentage (.596) and hit a home run in 20 consecutive games during the season.*



## Dr. Thomas Z. Jones

### University President

Thomas Z. Jones, the sixth president to serve at Armstrong Atlantic State University, begins his fifth year at AASU. Hired on August 1, 2000, Jones was selected by the Board of Regents and University System of Georgia Chancellor Stephen R. Portch after an exhaustive national search.

Dr. Jones served on the faculty and administration at Columbus State University, as its vice president for academic affairs from 1988-2000, prior to coming to Armstrong Atlantic State. A 30-year veteran of university teaching and administration, Dr. Jones has taught at Indiana State University, Emory and Henry College and the West Virginia Institute of Technology. While at West Virginia Tech, Dr. Jones served as the Westmoreland Professor of Mining, an endowed professorship, and vice president of academic affairs.

Dr. Jones received his bachelor's degree in physics from Fairmont State College, his master of arts degree in geology from West Virginia University and his Ph.D in Geology from Miami (Ohio) University.

From 1980-1988, he owned and served as president of Technical Evaluation Consultants, Inc., a privately owned business specializing in providing science, technical and engineering services for business, industry, government agencies and the legal community.

Dr. Jones and his wife, Joyce, have two sons, Matthew and Michael.



## Dr. Eddie Aenchbacher

### Athletic Director

Dr. Eddie Aenchbacher begins his ninth full year as the athletic director for Armstrong Atlantic State University.

Dr. Aenchbacher's responsibilities include overseeing the entire athletic department and promoting Armstrong Atlantic State athletics in the community of Savannah.


Dr. Aenchbacher received his bachelor's degree in physical education from Armstrong Atlantic State in 1979, where he was a standout student-athlete for the baseball team as a pitcher. He received his Master's degree and Doctorate of Education from the University of Georgia.

Along with his student-athlete experience at AASU, Dr. Aenchbacher also coached the Pirate cross country teams for five years and started the first AASU men's soccer team, which he coached for seven years.

During Dr. Aenchbacher's tenure as athletic director, AASU's athletic programs have had tremendous success in the classroom and on the playing field. Student-athletes at AASU have excelled in academics with 48 percent earning a 3.0 grade point average or better. The overall grade point average of AASU student-athletes is 2.87, higher than the overall institutional GPA. In 2003-04, the AASU athletic department sent seven of eight teams to the NCAA DII Championships for the second straight year, the best ratio in the nation. The Pirates also collected the third-most points per sport sponsored in the annual NACDA Director's Cup competition, which tracks the performance of Division II schools in all sports.

Dr. Aenchbacher has been married for 13 years to Michele and together they are the proud parents of two children, Jesse and Lainey.





## Dr. Donald Anderson

### Asst. Athletic Director / Services

Dr. Anderson's association with AASU since 1966 includes stints as an Associate Professor, Acting Head of the Department of Education, Dean for Community Services and Registrar/Director of Admissions. Dr. Anderson joined the Athletic Department in 1992 and currently assists the AD with athletic eligibility and serves as academic advisor to AASU student-athletes. He was inducted to the AASU Athletic Hall of Fame as a Citation Award winner in 1996.



## Dr. Will Lynch

### Faculty Athletic Representative

Dr. Will Lynch begins his seventh full year as AASU's Faculty Athletic Representative. A native of northern Michigan, Dr. Lynch came to AASU in 1993 and serves as an assistant professor in the Department of Chemistry and Physics. A three-year men's basketball starter and all-conference performer at Kalamazoo College, he earned undergraduate degrees in mathematics and chemistry in 1986, then received his Doctorate from Wayne State in 1991.



## Chad Jackson

### Director of Sports Communications


Chad Jackson begins his sixth year at AASU as Director of Sports Communications. A Jacksonville, Fla., native, Jackson joined the Pirates from UNC Wilmington, where he served as assistant SID for the 1998-99 year. He graduated from the University of North Florida in 1995 with a Bachelor's Degree in history. His wife of four years, Melissa, also works at AASU at the Lane Library and the couple reside in Pooler.



## Lynn Roberts

### Senior Women's Administrator

Lynn Roberts begins her fifth year as the Senior Women's Administrator for the AASU athletic department. A former women's tennis coach from 1988-1991 for the Pirates, she currently serves as an assistant professor in the Department of Health and Physical Education and also serves as the chair of AASU's Student Athlete Advisory Committee. She is married to current AASU baseball coach Joe Roberts and together the couple have two sons, Brian and Eric.



## Dianne Lane

### Athletic Secretary

A native Savannahian, Dianne Lane has been at AASU for the past seventeen years. Lane attended the University of Georgia and has been married to Ken Lane for 42 years. She has three children and six grandchildren; two sets of twins - Tyler and Evan (9), and Parker and Dylan (6) - Bridgette (5) and Carson (1).



## Charlie Parrish

### Director of Facilities

Charlie Parrish is in his second year as Director of Facilities, overseeing the AASU Sports Center, the ARC, the baseball, softball and intramural fields as well as the AASU Tennis Complex. He earned his bachelor's degree in health and physical education from AASU in 2002. A native of Hardeeville, S.C., Parrish was recently married to the former Maria Herrera of Buenos Aires and the couple currently resides in Savannah.





# This Is Armstrong Atlantic State



Since its founding in 1935, Armstrong Atlantic State University has continued to develop to meet the Savannah community's educational needs. From its first location in Armstrong House in downtown Savannah to its current home on a scenic 250-acre lot off of Abercorn, the university has become one of the finest educational institutions in the Southeastern United States.

Armstrong Junior College was established by the Mayor of Savannah and other public officials in 1935. Housed in the beautiful and historic Armstrong House, a gift to the city from the family of George F. Armstrong, Armstrong Junior College grew over the years to occupy eight additional buildings in the Forsyth Park and Monterey Square areas.

In 1959, as Armstrong College of Savannah, it became a two-year unit of the University System.

The Board of Regents conferred four-year status on Armstrong in 1964 and the college moved to its present 250-acre location, a gift from Donald Livingston and the Mills B. Lane Foundation, in December of 1965. Additional buildings joined the eight original structures as Armstrong added professional and graduate programs and tripled in size.

In July of 1996, the Board of Regents voted to rename the college to Armstrong Atlantic State University to reflect its mission and identity. The university's reputation of excellence is still evident in its dedication to students, with a supportive environment.

Armstrong Atlantic State University was fully accredited as a senior institution by the Southern Association of Colleges and Schools in December, 1968, with accreditation retroactive to January 1, 1968, and was last reaccredited in December, 2001.

The university offers more than seventy-five academic programs and majors in its School of Arts and Sciences, School of Health Professions and School of Education.

The academic community includes approximately 6,500 students and more than 250 faculty members. Enrollment has more than doubled in the last 15 years, from



2,740 students in 1987 to its current number.

Across campus, evidence of the university's growth can be found in its facilities. Recently completed buildings include the Fine Arts Center, with a 1,000 seat theatre/auditorium, the Health Professions Building and an academic computing center, along with 84,400 square foot University Hall, built to make room for a student population of 8,000. A 115,000 square foot, \$28 million dollar science building opened in 2002. This fall, the campus welcomes the second phase of Compass Point, an addition to the school's first apartment complexes. Phase two provides an additional 300 beds to the already existing 275 beds from phase one and campus leaders are in talks for a planned phase three addition to Compass Point.

The athletic department of Armstrong Atlantic State University is housed in the Armstrong Sports Center, completed in 1995. The Sports Center includes offices for the physical education department, training room and weight room areas, basketball courts, indoor track and offices for coaches and athletic department personnel. The building played host to the Peach Belt Conference's basketball tournament in 1998 and 1999 and hosts several in-season tournaments each year. In 2004-05, Armstrong Atlantic State will host Peach Belt Conference Championships in volleyball and golf, while also hosting the 2005 NCAA Division II Men's Golf National Championships.

AASU sponsors 10 intercollegiate sports and is a charter member of the Peach Belt Conference, formed in 1991. The Pirates have not finished below fourth in the league's all-sports competition since joining the league and finished third in 2003-04, behind North Florida and Kennesaw State.

Continuing a mission begun in 1935, Armstrong Atlantic State University today serves a rich gamut of traditional and non-traditional students. Sixty percent of AASU's student body are from the Savannah-Chatham area, while others come from around the state, nation and world. All have come to Savannah to experience and thrive on the campus of one of the fastest developing higher learning institutions in the nation - to be a part of Armstrong Atlantic State University.







AASU athletic teams benefit from the fine athletic training staff, headed by medical director Dr. Spencer Wheeler and head athletic trainer Stacey Foust.

AASU's training room, part of the Armstrong Sports Center, sits adjacent to the fitness center and across the hall from the Pirate locker rooms. The room offers the most modern and advanced equipment to help players deal with injuries and rehabilitation.



## Training Center Administration



**Dr. Spencer Wheeler**  
*Team Physician*

Dr. Spencer Wheeler is the medical director and team physician for Armstrong Atlantic's athletic teams. Dr. Wheeler completed his medical school training at the Medical College of Georgia in 1985, and his orthopaedic training at the University of Florida. Wheeler served two sports medicine fellowships; one at Johns Hopkins Institute and one in Sydney, Australia. Dr. Wheeler served as the head of athletic care in Atlanta for the 1996 Summer Olympics.



**Stacey Foust, ATC**  
*Head Athletic Trainer*

Stacey Foust begins her first season as the head athletic trainer at AASU. A member of the National Athletic Trainer's Association and the Pennsylvania Athletic Trainers Society, Foust graduated from Messiah College with her bachelor's of arts degree in athletic training in May of 2003. She is currently pursuing her master's degree in sports medicine from Armstrong Atlantic State.

Foust worked on the AASU staff in 2003-04 as a graduate assistant and has also worked at the Penn State Milton S. Hershey Medical Center in Hershey, Pa., as well as her work as a student assistant at Messiah College in Grantham, Pa. She has also assisted at the Boston Marathon and at the Special Olympics.

## Training Room Staff



*Rusty White*  
*Graduate Assistant*



*Luke Hensel, ATC*  
*Graduate Assistant*



## 2005 Armstrong Atlantic State University Baseball Schedule

<b>Date</b>	<b>Day</b>	<b>Opponent</b>	<b>Time</b>
Feb. 4	Fri.	Felician	2:00 p.m.
Feb. 5	Sat.	Felician	1:00 p.m.
Feb. 6	Sun.	Felician	11:00 a.m.
Feb. 12	Sat.	Barry	2:00 p.m.
Feb. 13	Sun.	Wingate	2:00 p.m.
Feb. 18	Fri.	Southern Connecticut State	2:00 p.m.
Feb. 19	Sat.	Southern Connecticut State	1:00 p.m.
Feb. 20	Sun.	Southern Connecticut State	Noon
<i>Feb. 25-Mar. 17</i>		<i>2005 Savannah Invitational</i>	
Feb. 25	Fri.	<i>Queens (N.Y.)</i>	<i>2:00 p.m.</i>
Feb. 26	Sat.	<i>Queens (N.Y.) (DH)</i>	<i>11:00 a.m.</i>
March 2	Wed.	<i>Northwest Missouri State</i>	<i>2:00 p.m.</i>
March 3	Thurs.	<i>Northwest Missouri State</i>	<i>2:00 p.m.</i>
March 5	Sat.	<i>Kutztown</i>	<i>2:00 p.m.</i>
March 7	Mon.	<i>California (Pa.)</i>	<i>2:00 p.m.</i>
March 8	Tues.	<i>Wayne State (Neb.) (@ Grayson Stadium)</i>	<i>6:00 p.m.</i>
March 9	Wed.	<i>Bellarmine (@ Grayson Stadium)</i>	<i>6:00 p.m.</i>
March 12	Sat.	<i>Augusta State *</i>	<i>2:00 p.m.</i>
March 13	Sun.	<i>Augusta State (DH) *</i>	<i>Noon</i>
March 15	Tues.	<i>Fairmont State (@ Grayson Stadium)</i>	<i>6:00 p.m.</i>
March 17	Thurs.	<i>Wisconsin-Parkside</i>	<i>Noon</i>
March 19	Sat.	at North Florida *	3:00 p.m.
March 20	Sun.	at North Florida (DH) *	1:00 p.m.
March 23	Wed.	vs. Mount Olive (@ Florence, S.C.)	6:00 p.m.
March 25	Fri.	<b>Lander *</b>	<b>2:00 p.m.</b>
March 26	Sat.	<b>Lander (DH) *</b>	<b>Noon</b>
March 31	Thurs.	vs. St. Andrews (@ Florence, S.C.)	6:00 p.m.
April 1	Fri.	at USC Upstate *	7:00 p.m.
April 2	Sat.	at USC Upstate (DH) *	1:00 p.m.
April 7	Thurs.	vs. Barton (@ Pembroke, N.C.)	5:00 p.m.
April 9	Sat.	<b>Francis Marion *</b>	<b>3:00 p.m.</b>
April 10	Sun.	<b>Francis Marion (DH) *</b>	<b>1:00 p.m.</b>
April 12	Tues.	<b>Pfeiffer</b>	<b>3:30 p.m.</b>
April 13	Wed.	<b>Pfeiffer</b>	<b>2:00 p.m.</b>
April 16	Sat.	<b>Columbus State (DH) *</b>	<b>1:00 p.m.</b>
April 17	Sun.	<b>Columbus State *</b>	<b>1:00 p.m.</b>
April 19	Tues.	<b>Valdosta State</b>	<b>3:30 p.m.</b>
April 22	Fri.	at GC&SU *	6:00 p.m.
April 23	Sat.	at GC&SU (DH) *	1:00 p.m.
April 26	Tues.	at Valdosta State	5:00 p.m.
April 29	Fri.	at UNC Pembroke *	7:00 p.m.
April 30	Sat.	at UNC Pembroke (DH) *	1:00 p.m.
May 6	Fri.	<b>USC Aiken *</b>	<b>3:00 p.m.</b>
May 7	Sat.	<b>USC Aiken (DH) *</b>	<b>1:00 p.m.</b>
May 13	Fri.	at Kennesaw State *	5:00 p.m.
May 14	Sat.	at Kennesaw State (DH) *	1:00 p.m.
May 19-21	Thurs.-Sat.	NCAA Division II South Atlantic Regional	TBA

**Bold** denotes home game.

\* - Peach Belt Conference game