

Georgia Southern University

Georgia Southern Commons

Armstrong Baseball Team Archives

Armstrong Men's Baseball Archives

2004

2004 AASU Baseball Guide

Armstrong State University

Follow this and additional works at: <https://digitalcommons.georgiasouthern.edu/armstrong-base-team>

Recommended Citation

Armstrong State University, "2004 AASU Baseball Guide" (2004). *Armstrong Baseball Team Archives*. 34. <https://digitalcommons.georgiasouthern.edu/armstrong-base-team/34>

This media guide is brought to you for free and open access by the Armstrong Men's Baseball Archives at Georgia Southern Commons. It has been accepted for inclusion in Armstrong Baseball Team Archives by an authorized administrator of Georgia Southern Commons. For more information, please contact digitalcommons@georgiasouthern.edu.

Armstrong Atlantic State University 2004 Baseball



***Ten NCAA Regionals In 16 Seasons:
1988, 1989, 1990, 1991, 1992,
1993, 1994, 1998, 1999, 2003
NCAA World Series 1988, 1989 & 1994
National Scoring Champion 1990 & 1993
National Pitching Champion 1980 & 1992
#1 Ranking In Final Poll 1989 & 1990***



AASU's "Era of Excellence"

Year	Record	Final Poll	Regular Season	Post-Season
1983	54-20	8th NAIA	District 2nd	2nd District Tourney
1984	63-17	3rd NAIA	District 2nd	2nd District Tourney
1985	55-18	Big South/DI	Division Co-Champs	3rd Conference Tourney
1986	37-20	Big South/DI	Division 4th	None
1987	47-15	Big South/DI	Division Champion	2nd Conference Tourney
1988	42-13	4th NCAA II	Region #1 Seed	Region Champion 5th NCAA II Series
1989	43-17	1st NCAA II	Region #1 Seed	Region Champion 7th NCAA II Series
1990	47-9	1st NCAA II	Region #1 Seed	2nd Region Tourney
1991	36-21	12th NCAA II	Region #1 Seed	3rd Region Tourney
1992	45-13	8th NCAA II	Region #1 Seed Conference Champion	2nd Conference Tourney 3rd Region Tourney
1993	45-13	11th NCAA II	Region #2 Seed Conference Champion	3rd Region Tourney 5th Conference Tourney
1994	50-15	5th NCAA II	Region #2 Seed Conference Runner-Up	Region Champion 3rd Conference Tourney 5th NCAA II Series
1995	27-23	None	Conference #3	5th Conference Tourney
1996	31-23	31st NCAA II	Conference #3	5th Conference Tourney
1997	33-25	None	Conference #5	4th Conference Tourney
1998	38-21	19th NCAA II	Region #2 Seed Conference #5	4th Region Tourney 3rd Conference Tourney
1999	42-14	10th NCAA II	Region #4 Seed Conference #4	3rd Region Tourney
2000	37-17	25th NCAA II	Conference #6 Region #6	None
2001	38-15	15th NCAA II	Conference #4 Region #5	None
2002	34-21	None	Conference #8	None
2003	36-15	9th NCAA II	Region #2 Conference Co-Champs	4th Region Tourney

Overall Record: 880-355 (.713)

Average Season Record: 42-17

14 Consecutive 35+ win seasons: 1981-1994

10 NCAA Tournament appearances in 16 seasons

5 Consecutive #1 Seedings in South Atlantic Regional: 1988-1992

3 NCAA II College World Series appearances: 1988, 1989, 1994

37 All-Americans past 16 years

National Scoring Champion: 1990, 1993

National Pitching Champion: 1980, 1992

7 Consecutive Years Top 12 Final Poll: 1988-1994

109 Consecutive weeks in Top 15 of National Rankings

2 #1 Final Rankings: 1989, 1990

94 Graduates in past 18 years

22 Consecutive years with professional signings

Table of Contents



<i>Era of Excellence</i>	IFC
<i>Table of Contents</i>	1
<i>Did You Know?</i>	2
<i>2003 Travel Plans</i>	3
<i>Memorial Diamond Classic</i>	4-5
<i>2003 Season Outlook</i>	6
<i>2003 Season Preview</i>	7-9
<i>2002 Season Review</i>	9
<i>Head Coach Joe Roberts</i>	10-11
<i>Winningest DII Coaches</i>	12
<i>Assistant Coaches</i>	13-14
<i>2003 Roster</i>	15
<i>2003 Depth Chart</i>	16
<i>Roster Breakdown</i>	17
<i>Player Profiles</i>	18-24
<i>AASU Attendance Leads Nation</i>	25
<i>2002 Final Stats</i>	26
<i>2002 Season Results</i>	27
<i>Final Division II Polls</i>	28-29
<i>2002 National Championships</i>	30
<i>2002 All-America Teams</i>	31
<i>2002 South Atlantic All-Region</i>	32
<i>Regional Seedings</i>	33-34
<i>Winningest Division II Teams</i>	35
<i>Team Statistics in DII</i>	36
<i>Individual Statistics in DII</i>	37
<i>AASU Athletic Hall of Fame</i>	38
<i>Adam Bernero</i>	39
<i>Pirates in the Pros</i>	40
<i>Savannah/Tybee Island</i>	41
<i>All-American Honor Roll</i>	42-43
<i>2003 Opponents</i>	44-46
<i>Peach Belt Conference</i>	47
<i>2002 PBC Stats/Standings</i>	48
<i>PBC Season History</i>	49-51
<i>PBC Ledger</i>	52
<i>2003 PBC Schedule</i>	53
<i>PBC Performances</i>	54
<i>PBC Year-by-Year Leaders</i>	55-56
<i>PBC Records</i>	57-60
<i>Pirates in the Postseason</i>	61

<i>Memorable Seasons</i>	62-65
<i>AASU Coaching Records</i>	65
<i>Pirate Honor Roll</i>	66-68
<i>Team Records</i>	69-70
<i>Individual Records</i>	71-74
<i>Season Leaders</i>	75-78
<i>Top 10 Charts - Season</i>	79-80
<i>Top 10 Charts - Career</i>	81-82
<i>AASU Administration</i>	83-84
<i>Armstrong Atlantic State</i>	85
<i>AASU Athletic Training</i>	86
<i>AASU Sponsors</i>	87-88
<i>2003 Schedule</i>	BC



AASU Athletic Department Phone Directory

Main Numbers

Athletic Department	912-927-5336
Athletics FAX	912-921-5571
	912-921-5852

Administration

Dr. Eddie Aenchbacher, A.D.	912-921-5854
Dr. Donald Anderson, Asst. A.D.	912-921-5863
Chad Jackson, Sports Communications	912-961-3255
Mylene Ray, Athletic Trainer	912-927-5200
Dianne Lane, Athletic Secretary	912-921-5849

Coaching Staff

Joe Roberts, Baseball	912-921-5686
Calvain Culberson, Asst. Baseball	912-921-5687
Jeff Burkhamer, Basketball (Men's)	912-921-5683
Steve Ray, Asst. Men's Basketball	912-921-5684
Travis Priddy, Asst. Men's Basketball	912-921-7311
Roger Hodge, Basketball (Women's)	912-921-5861
Mandy Kinder, Asst. Wm. Basketball	912-921-7310
Elizabeth Lyons, Grad Asst. WBKB	912-921-5862
Michael Butler, Men's Golf	912-921-5841
Simon Earnshaw, Tennis	912-921-5842
Jo Ward, Asst. Tennis	912-921-5842
Marty McDaniel, Softball	912-921-2391
Ansley Paschal, Asst. Softball	912-921-2391
Alan Segal, Volleyball	912-921-3785
Jen Michael, Asst. Volleyball	912-921-3786

Other Numbers

Press Table (Basketball)	912-921-5473
	912-921-5572
AASU Training Room	912-921-5860
Sports Center Weight Room	912-921-5858

Credits

The 2004 Armstrong Atlantic State University Baseball media guide was published by the AASU Office of Sports Communications, Chad Jackson, director. AASU head coach Joe Roberts and assistant coach Calvin Culberson also contributed to this publication.

- ✓ AASU is the **2nd** winningest **NCAA Division II** baseball team since 1983?
- ✓ AASU was the **3rd** winningest **NCAA Division II** team in the 1990's?
- ✓ AASU is one of **8** teams in the **NCAA II Regionals** at least **10** of the past 16 years?
- ✓ AASU finished **2003** with a **No. 9 national ranking** and has been ranked nationally in the **Top 25** in **12** of the last **16** final NCAA II polls?
- ✓ AASU has had **23** players go to **professional baseball** in the past **6** years?
- ✓ AASU has had **21 All-Americans** and **16 Hon. Mention All-Americans** in **16** years?
- ✓ AASU has had **94** of its players graduate in **18** years?
- ✓ AASU baseball players carried a cumulative **3.066 GPA** for the past six years?
- ✓ AASU has posted **40 win seasons 12 times** since **1983**?
- ✓ AASU was **No. 1** in NCAA DII total attendance in **2002** with 14,516?
- ✓ AASU vs. Georgia drew **3,115** in **2002**, then an NCAA II regular season record?
- ✓ AASU has drawn **4** of the top **9** regular season crowds in NCAA II history?
- ✓ AASU is one of **7** teams that have had been **No. 1 seeds 5** times since **1988**?
- ✓ AASU has a **880-355 (.713) record** during the past **21** years, for a **42-17** average?
- ✓ AASU is in Savannah, Georgia, a coastal beach town only 90 minutes north of Florida?
- ✓ AASU's Joe Roberts, at 49, became the NCAA's youngest coach to win **900** games?
- ✓ AASU will play in the 2004 Diamond Classic (formerly the Great Savannah Shootout) a tournament that has recently featured **Georgia, Georgia Tech, Michigan, North Carolina and Connecticut**?
- ✓ AASU has achieved a **46-20 (.697)** mark in the Diamond Classic (formerly the Great Savannah Shootout) featuring **DI** schools?
- ✓ AASU has compiled a **167-101 record (.623)** vs. NCAA I teams since **1983** with wins over quality teams such as Georgia, Clemson, Georgia Tech, Michigan, North Carolina, Kentucky, Vanderbilt, South Carolina, The Citadel, Jacksonville, Georgia Southern, Indiana, Duke, Maryland, West Virginia, Northwestern, Coastal Carolina, Connecticut, Louisville, Central Florida, Army, Mercer, Davidson, VMI, Winthrop, William and Mary, Charleston Southern, Illinois-Chicago, Georgia State, Bethune-Cookman, tied N.C. State and has played others such as Miami, Florida State and Wake Forest?



March 13-14 at Augusta State University

Charter Bus departing for Augusta, Ga., is set for 7:30 a.m. on Saturday, March 13 with the game time set at 2:00 p.m. Sunday is a 12:30 p.m. doubleheader with a 10:30 p.m. return.

Lodging: AmeriSuites, Augusta (706) 733-4656

March 27-28 at Lander University

Charter bus departing for Greenwood, S.C., is set for 7:30 a.m. on Saturday, March 27, with a game time set at 3:00 pm. Sunday is a 1:00 p.m. doubleheader with an 11:45 p.m. return.

Lodging: Jameson Inn, Greenwood (864) 942-0002

April 9-10 at Francis Marion University

Charter bus departing for Florence, S.C., is set for 9:00 a.m. on Friday, April 9, with a game time set for 3:00 p.m. Saturday has a 1:00 p.m. doubleheader with an 10:30 p.m. return.

Lodging: Guest House Inn, Florence (843) 669-1921

April 17-18 at Columbus State University

Charter bus departing for Columbus, Ga., is set for 8:30 a.m. on Saturday, April 17, with a game time set for 5:00 p.m. Saturday has a 1:00 p.m. doubleheader with an 11:45 p.m. return.

Lodging: Baymont Inn, Columbus (706) 323-4344

April 20 at Valdosta State University

Charter bus departing for Valdosta, Ga., is set for 11:15 a.m. on Tuesday, April 20, with a game time set for 5:00 p.m. Return is set for 11:45 p.m.

May 7-8 at USC Aiken

Charter bus departing for Aiken, S.C., is set for 1:30 p.m. on Friday, May 7, with game time set at 7:00 p.m. Saturday is set with a 5:00 p.m. doubleheader with a 1:30 a.m. return on Sunday morning.

Lodging: Comfort Inn, Aiken (803) 644-1100

PIRATES

Although rains washed out one of the three days of the 2003 Diamond Classic, there was enough thrilling baseball packed into the other two days to make fans of the revamped tournament enjoy the second installation.

Preseason No. 1 Georgia Tech, Michigan and Rider joined AASU in the 2003 Diamond Classic and the Yellowjackets wasted no time in flexing their muscle, defeating Rider in the opening game of the Classic on Friday afternoon, 8-1. The host Pirates then made a second successful opening by knocking off Michigan, 11-4, thanks to a seven-run eighth inning that snapped a 4-4 tie.

After weather forced the cancellation of one game on Saturday, fans were treated to a tripleheader on the Classic's final day. Michigan blasted Rider, 15-1, then engaged top-ranked Georgia Tech in a thriller that went down to the wire - literally - as Georgia Tech won in the bottom of the ninth inning after the Wolverines had tied up the game, 6-6, in the top of the ninth. GT shortstop Tyler Greene rapped a one-out single to give the Yellowjackets the victory.

The final game of the Classic pitted two undefeated teams in AASU and Georgia Tech, but the Yellowjackets proved to be too much for the host Pirates, using a five-run fifth inning to break open a close contest and close out the Classic with a 12-4 win.

All in all, Georgia Tech, Michigan and Rider added their names to the impressive list of teams that have now taken part in the Classic in its 15-year odyssey. Georgia Southern, Wake Forest, Georgia, Liberty and others made up the first field back in 1989 and since then, the Citadel, Kentucky, North Carolina State, North Carolina, Vanderbilt and other top Division I schools have taken the field.

The 2004 edition of the Diamond Classic has a distinct Division II feel as two teams who were No. 1 seeds in their respective NCAA regionals last season join AASU for five games over three days at Pirate Field.

Florida Southern College, led by head coach Pete Meyer, comes to Savannah as DII's all-time winningest team and makes its first appearance in the area since 1988. The Mocs, eight-time NCAA Division II champions and owners of 34 NCAA postseason bids in 36 seasons, are preseason ranked No. 4 in the *Collegiate*

Baseball Top 40.

Missouri-St. Louis, led by head coach Jim Brady, also journeys to Savannah for the first-time since 1992, bringing a program that has experienced its own postseason success, earning 13 NCAA DII postseason bids and five trips to the College World Series. Both teams are ranked in the NCAA Division II Preseason Top 10.

These three schools have combined to place several players into the major league ranks, including active major leaguers Adam Bernero (AASU), Brett Tomko (Fla. Southern), Lance Niekro (Fla. Southern) and Carlos Reyes (Fla. Southern). So of course all of the teams will feel right at home in Savannah with the future Major League talent that has graced the Classic's history. Last year, the Classic field generated 10 picks in the 2003 MLB First-Year Player Draft, highlighted by first-round pick Matt Murton of Georgia Tech, selected by the Boston Red Sox with the 32nd

overall selection. Several former major league players have also come through Savannah in the Classic's previous history, including Georgia's Dave Fleming, Kentucky's Rod Bolton, Larry Luebbers, William VanLandingham and Mark Thompson, Georgia Southern's Joey Hamilton and Todd Greene, The Citadel's Tim Jones, Mercer's Mike and Mark Mimbs, NC State's Corey Lee, Adam Everett and Andy Barkett and Wake Forest's Kevin Jarvis.

Plans are already in place to make the 2005 Classic tournament just as memorable as Kansas, Oregon State and Virginia Tech are committed to come to the Coastal Empire for the tournament. The Jayhawks went 35-28 and swept LSU in three games on the road in 2003, while Virginia Tech went 34-23 in its final year in the Big East Conference - the Hokies join the ACC for 2004. Oregon State, meanwhile, missed the 2002 NCAA tournament by one game in 2002.

The 2004 Diamond Classic

Friday, February 20

Armstrong Atlantic State vs. Florida Southern, 1:30 p.m.

Saturday, February 21

Florida Southern vs. Missouri-St. Louis, 10:00 a.m.

Armstrong Atlantic State vs. Missouri-St. Louis, 1:30 p.m.

Sunday, February 22

Missouri-St. Louis vs. Florida Southern, 10:00 a.m.

Armstrong Atlantic State vs. Fla. Southern, 1:30 p.m.

Florida Southern Missouri-St. Louis

Location: Lakeland, FL

Enrollment: 1,800

Nickname: Mocs

Colors: Scarlet and White

Conference: Sunshine State

2003 Record: 44-13

Coach: Pete Meyer

Phone: (863) 680-4264

SID: Tim Carpenter

Phone: (863) 680-3955

Fax: (863) 680-3953

Web: www.flsouthern.edu

Location: St. Louis, MO

Enrollment: 12,000

Nickname: Rivermen

Colors: Red and Gold

Conference: Great Lakes Valley

2003 Record: 39-15

Coach: Jim Brady

Phone: (314) 516-5647

SID: Todd Addington

Phone: (314) 516-5660

Fax: (314) 516-5503

Web: www.ums1-sports.com

2004 Diamond Classic



Year-By-Year Results of the Diamond Classic (Formerly the Great Savannah Shootout)

1989

Campbell 8, The Citadel 6
Georgia Southern 13, Campbell 0
Armstrong Atlantic 3, The Citadel 2
Mercer 7, Campbell 1
The Citadel 10, Mercer 4
Armstrong Atlantic 16, Mercer 2
Wake Forest 6, **Armstrong Atlantic** 4
Georgia 14, Wake Forest 4
Georgia Southern 6, Wake Forest 5
Georgia 5, **Armstrong Atlantic** 2
Liberty 10, **Armstrong Atlantic** 2
Augusta 7, **Armstrong Atlantic** 2
Augusta 12, Liberty 3
Augusta 10, Radford 9
Armstrong Atlantic 8, Radford 0

1990

Wake Forest 10, Mercer 1
The Citadel 5, **Armstrong Atlantic** 4
Charleston Southern 12, Howard 1
Armstrong Atlantic 8, Char. Strn. 2
Armstrong Atlantic 17, Howard 0
Armstrong Atlantic 11, Howard 6
Army 15, Louisville 10
Armstrong Atlantic 10, Vanderbilt 1
Vanderbilt 7, Army 3
Armstrong Atlantic 3, Louisville 1
Vanderbilt 8, Louisville 7
Armstrong Atlantic 5, Army 4
Kentucky 6, Mercer 5
Armstrong Atlantic 6, Augusta 4
Mercer 7, Augusta 3
Armstrong Atl. 11, Kentucky 10 (12)
Kentucky 12, Augusta 5
Armstrong Atlantic 7, Mercer 6

1991

N.C. State 14, S.C. State 1
Armstrong Atlantic 9, S.C. State 4
The Citadel 15, S.C. State 2
N.C. State 5, **Armstrong Atlantic** 4
N.C. State 2, The Citadel 1 (15)
Armstrong Atlantic 3, The Citadel 2
Armstrong Atlantic 16, Howard 2
Kentucky 7, Augusta 1
Armstrong Atlantic 13, Howard 2

Augusta 2, Howard 0
Kentucky 10, **Armstrong Atlantic** 9
Kentucky 15, Howard 2
Armstrong Atlantic 7, Augusta 4
Armstrong Atlantic 18, Howard 1
Vanderbilt 8, The Citadel 1
Vanderbilt 7, Wake Forest 6
Wake Forest 12, **Armstrong Atl.** 8
Wake Forest 8, The Citadel 6
Armstrong Atlantic 6, Vanderbilt 2

1992

Armstrong Atlantic 13, Howard 2
N.C. State 1, Kentucky 0
Armstrong Atlantic 5, Howard 0
N.C. State 7, Howard 2
Kentucky 11, **Armstrong Atlantic** 7
Kentucky 13, Howard 3
N.C. State 8, **Armstrong Atlantic** 5
Vanderbilt 14, S.C. State 5
Armstrong Atlantic 6, S.C. State 0
The Citadel 10, S.C. State 9
Armstrong Atlantic 9, Vanderbilt 3
The Citadel 3, Vanderbilt 1
Armstrong Atlantic 3, The Citadel 1

1993

S.C. State 13, Howard 2
Armstrong Atlantic 10, The Citadel 9
The Citadel 20, Howard 0
Armstrong Atlantic 23, S.C. State 3
The Citadel 9, S.C. State 0
Armstrong Atlantic 22, Howard 0
Armstrong Atlantic 25, Howard 6
Armstrong Atlantic 12, Howard 0
N.C. State 3, Kentucky 2
Armstrong Atlantic 16, Howard 1
N.C. State 10, Howard 0
Kentucky 3, **Armstrong Atlantic** 0
Kentucky 8, Howard 2
N.C. State 8, **Armstrong Atlantic** 5

1994

North Carolina 3, The Citadel 1
Armstrong Atl. 14, Georgia State 5
The Citadel 8, Georgia State 4
Armstrong Atl. 6, North Carolina 3
Troy State 22, Howard 1

Troy State 9, **Armstrong Atlantic** 8
N.C. State 6, Troy State 3
Armstrong Atlantic 12, Howard 1
N.C. State 16, Howard 10
Armstrong Atlantic 28, Howard 3
N.C. State 21, Howard 2
Armstrong Atl. 13, N.C. State 13 (10)
Armstrong Atlantic 13, Howard 1

1995

Armstrong Atlantic 2, Howard 0
Howard 6, **Armstrong Atlantic** 5
Armstrong Atlantic 10, Howard 1

1996

Mercer 13, Howard 1
Mercer 9, **Armstrong Atlantic** 8
N.C. State 19, Mercer 0
Armstrong Atlantic 11, Howard 4
Armstrong Atlantic 14, Howard 7
N.C. State 12, Howard 4
N.C. State 7, **Armstrong Atlantic** 4
Howard 3, **Armstrong Atlantic** 2

1997

Armstrong Atlantic 6, Wofford 5
Armstrong Atlantic 6, Wofford 2

1998

Armstrong Atlantic 15, Howard 4
Mercer 10, Howard 0
Armstrong Atlantic 9, Howard 5
Mercer 11, Howard 2
Mercer 2, **Armstrong Atlantic** 0

2002

Georgia 10, North Carolina 8
Armstrong Atlantic 9, Connecticut 8 (10)
Georgia 7, Connecticut 4
North Carolina 10, **Armstrong Atlantic** 6
North Carolina 13, Connecticut 5
Armstrong Atlantic 7, Georgia 6 (11)

2003

Georgia Tech 8, Rider 1
Armstrong Atlantic 11, Michigan 4
Michigan 15, Rider 1
Georgia Tech 7, Michigan 6
Georgia Tech 12, **Armstrong Atlantic** 4

Previous Classic Records

Armstrong Atlantic	46-20-1
Army	1-2
Augusta	4-5
Charleston Southern	1-1
Campbell	1-2
Connecticut	0-3
Georgia	4-1
Georgia Southern	2-0
Georgia State	0-2
Georgia Tech	3-0
Howard	2-36
Kentucky	9-3
Liberty	1-1
Louisville	0-3
Mercer	7-6
Michigan	1-2
North Carolina	3-2
North Carolina State	15-0-1
Radford	0-2
Rider	0-2
South Carolina State	1-8
The Citadel	8-9
Troy State	2-1
Vanderbilt	5-4
Wake Forest	4-3
Wofford	0-2



A crowd of 3,115 watched Armstrong Atlantic State defeat Georgia in 11 innings, 7-6, in the finale of the 2002 Memorial Health Diamond Classic at historic Grayson Stadium.

The Peach Belt

The Peach Belt Conference is arguably the best - or certainly among the very best - NCAA Division II baseball leagues in the nation. Traditionally, the PBC has several World Series candidates every year.

Since 1993, the PBC has sent six different clubs to Montgomery to play in the NCAA DII World Series; Armstrong Atlantic State, Columbus State, Kennesaw State, Georgia College & State, North Florida and USC Aiken. Since 1984, PBC clubs have made it to 23 World Series, with 6 NAIA World Series appearances and 17 NCAA DII World Series appearances by PBC members in the past 18 years and three national titles since 1994!

In 1999, UNF (No. 5) won the PBC with eight losses while KSU (No. 2), CSU (No. 17) and Armstrong (No. 10) all ended up with nine losses. Lander (No. 24) and GC&SU (No. 30) also were ranked. In 2000, UNF (No. 3) ran away with the PBC title, but a tight race for second saw GC&SU (No. 6) and CSU (No. 24) tie and KSU (No. 17) finish one game back. Armstrong (No. 25) was also ranked. In 2001, UNF (No. 3) won again with KSU (No. 6) edging GC&SU (No. 10) for second by a game. AASU (No. 15) and Lander (No. 18) tied for third, two games back, and CSU (No. 22) was also ranked. 2002 saw Columbus State capture the NCAA Championship despite finishing third in the league, as Kennesaw State (No. 5) won the league crown and North Florida (No. 10) finished second. GC&SU (No. 14) and USC Aiken (No. 20) also finished the season ranked nationally. In 2003, AASU (No. 9) and UNF (No. 5) tied for the league title with FMU (No. 8) one game back. KSU (No. 3) finished 4th, two games out, but got into the regional, won it and finished 3rd at the World Series. It was the second straight year a PBC team finished higher in at the Series than they did in the PBC and the PBC has finished in the top 3 of the Series every year since 1995.

It appears that 2004 will again be a banner year in the PBC with eight teams in the preseason rankings - UNF (No. 3), KSU (No. 4), AASU (No. 8), FMU (No. 15), GC&SU (No. 17), CSU (No. 22), ASU (No. 34) and USCA (No. 40).

The 2004 Schedule

Once again, AASU will play a demanding NCAA Division II slate with 21 of their PBC games vs. Top 40 clubs and 36 games overall will be against Top 40 teams! Also, the Pirates will have another nine games against teams that received votes for the Top 40, meaning that 45 of their 56 games will be against Top 40 teams or were receiving votes as Top 40 teams.

The Pirates are hosting their 17th annual Savannah Invitational with the 2003 defending national champions from Central Missouri State (No. 1), Northwest Missouri State (No. 29), Kutztown (No. 36), Wayne State (No. 37), SIUE (RV), Southern Connecticut (RV) and Wisconsin-Parkside (RV) are among the 2004 entrants.

AASU has a number of new opponents on the 2004 schedule. Defending national champion Central Missouri State (No. 1) faces AASU for the first time since the 1994 World Series, seven-time national champion Florida Southern (No. 4) plays AASU for the first time since the 1988 Series, Missouri-St. Louis (No. 10) plays the Pirates for the first time since 1992.

2003 Final Peach Belt Standings

Team	PBC	W-L
1. Armstrong Atlantic #	20-10	36-15
North Florida #	18-9	39-18
3. Francis Marion #	18-10	30-20
4. Kennesaw State #!	18-12	40-18
5. Columbus State	15-14	33-20
6. GC&SU	15-15	29-22
7. Augusta State	13-16	30-21
USC Aiken	13-16	30-24
9. Lander	10-19	27-29
10. UNC Pembroke	10-20	28-25
11. USC Spartanburg	9-18	28-26

NCAA tournament participant

! 2003 NCAA South Atl. Region Champions

2004 AASU Games Against Ranked Teams

Date	Team	Rank
1/31	Rockhurst (DH)	33
2/1	Rockhurst	33
2/7	Anderson (DH)	RV
2/8	Anderson	RV
2/14	Kennesaw State (DH)	t4
2/15	Kennesaw State	t4
2/20	Florida Southern	t4
2/21	Missouri-St. Louis	10
2/22	Florida Southern	t4
3/1	Northwest Missouri St.	29
3/2	Northwest Missouri St.	29
3/3	Northwest Missouri St.	29
3/8	SIU Edwardsville	RV
3/9	Wayne State (Neb.)	37
3/11	Kutztown	36
3/13	at Augusta State	34
3/14	at Augusta State (DH)	34
3/16	Wisconsin-Parkside	RV
3/18	Central Missouri State	t1
3/20	North Florida (DH)	3
3/21	North Florida	3
3/23	Southern Conn. St.	RV
3/27	Lander	RV
3/28	Lander (DH)	RV
3/30	Valdosta State	28
4/9	at Francis Marion	15
4/10	at Francis Marion (DH)	15
4/14	Pfeiffer	31
4/17	at Columbus State	22
4/18	at Columbus State (DH)	22
4/20	at Valdosta State	28
4/24	GC&SU	17
4/25	GC&SU (DH)	17
5/7	at USC Aiken	40
5/8	at USC Aiken (DH)	40



AASU has twelve teams on its schedule that have been to the NCAA DII World Series since 1993 in North Florida, GC&SU, Kennesaw State, Columbus State, USC Aiken, Valdosta State, SIU Edwardsville, Kutztown, Missouri-St. Louis, Rockhurst, Florida Southern and Central Missouri State.

As always, the PBC schedule determines post-season opportunities. The five road series are at Augusta State (No. 34), Lander (RV), Francis Marion (No. 15), 2002 National Champion Columbus State (No. 22) and USC Aiken (No. 40). Home series in 2004 are with Kennesaw State (No. 4), North Florida (No. 3), USC Spartanburg, GC&SU (No. 17) and UNC Pembroke.

Pirate Overview

Armstrong Atlantic State is working hard to post an above-average baseball season this spring. The "average" baseball season at AASU since 1983 is a 43-17 record with probable post-season contention. AASU is one of only eight NCAA Division II teams to play in 10 of the past 16 regionals and the Pirates are the second winningest NCAA DII team since 1983.

Head coach Joe Roberts has 13 new faces on his versatile 22-man roster this spring. AASU is ranked 8th nationally and the Pirates have finished in the Top 25 in 12 of the last 16 years. AASU expects to post its 25th consecutive winning season and hopes that the 13 versatile new recruits can contribute and help the nine returnees play itself into contention in the powerful Peach Belt Conference and for another South Atlantic Regional berth this spring. A position-by-position nutshell follows:

Pitching


Pitching coach Calvin Culberson has had 10 pro signees from his staff in the past six years and yet he has his deepest and most talented staff entering the 2004 season. Last year he rebuilt a staff returning only two relievers into a staff that was No. 2 nationally in team ERA (2.71) and carried AASU into a PBC co-championship and a No. 9 final national ranking. This year AASU returns an All-America starter, two outstanding late-inning relievers, two lefty relievers and one emergency arm to go along with five outstanding recruits who will fill three of the four starting slots and add quality depth to the staff.

Senior Jon Dobyns (RHP, 6-2, 210) headlines the returnees as a first-team All-America and the South Atlantic Region pitcher of the year. Dobyns went 12-2, 3.07 with 106 strikeouts in 105 innings and Georgia Tech was his only loss until the regionals. Senior Zach Shelnett headlines the returnees in the bullpen. The fourth-year closer was 4-0, 0.91, 5 saves last year and he is 9-2, 2.31, 13 saves in three years at AASU with 95 strikeouts in 97 innings over 59 career appearances.

Three talented newcomers will fill the starting slots along with Dobyns. Marcus Barriger (RHP, 6-1, 205) from Kaskaskia JC (Ill.) and Thomas Ferrara (RHP, 6-5, 235) from St. Petersburg JC (Fla.) are a pair of very talented transfers who have both been previously drafted and should be solid weekend starters this spring. Leon Boyd (RHP, 6-6, 210) from Seminole JC (Okla.) is slated to be the new weekday starter this spring for AASU.

The Pirates have a pair of pitchers who could fill any role. Sophomore Brett Hart (RHP, 5-10, 160) returns after an outstanding freshman year at 3-2, 1.32, 2 saves with 35 strikeouts and only 36 hits and 11 walks in 41 innings pitched. He is a solid emergency infielder as well. Junior transfer Josh Tallent (RHP, 6-3, 200) is a talented newcomer who could fit in any spot well on the staff as both of these pitchers give AASU a lot of quality depth and options this year.

Traditionally, AASU is lacking southpaws, especially those who can come in and get out left-handed hitters. In 2004, the Pirates have three solid southpaw relievers. Senior George Fletcher (LHP-UTIL, 6-1, 215) is a middle-order starting DH who was used sparingly last year at 0-1, 2.38, with 16 strikeouts and only seven hits and one walk allowed in 11 innings. Junior newcomer



Senior Jon Dobyns

Chad Grass (LHP, 6-0, 175) from Wabash Valley CC (Ill.) will be an excellent situational southpaw. Junior southpaw Jon Troop (LHP, 6-0, 200) was AASU's most effective hurler a year ago in the fall but redshirted because of surgery after a solid start. He was 0-0, 1.74, 2 saves with nine strikeouts and only nine hits and one walk in 10 innings before surgery. He had the No. 6 ERA in the state of California junior colleges two years ago and he could become a very key guy for AASU. Senior Brian Dice (CF-RHP, 6-2, 175) is the starting CF and is an emergency only staff member this year.

Catching

The Pirates' past five catchers have signed pro contracts after junior Stacy Bennett (NY Mets, 14th round) and junior Andrew Graham (Detroit, 19th round) were junior first-day draftees last year. The streak can continue this year as gifted freshman Sean Hotzak (C-INF, 6-2, 180) is a draft-eligible freshman with excellent defensive skills. He was listed as the No. 15 Canadian pro prospect last spring. Australian senior Michael Pelley (1B-C, 6-2, 200) is a converted player with an excellent throwing arm and improving skills. Senior Kyle Maddux (C-OF, 6-2, 235) is another converted player with excellent size and improving skills.



Senior Michael Pelley

First Base

Australian senior Michael Pelley (1B-C, 6-2, 200) is a solid defensive player, team leader and situational hitter who hit .306 last year for AASU. Junior college transfer Steven Kinney (INF-OF, 5-11, 180) is a capable sophomore hitter and defender who should get playing time here when Pelley catches. Senior George Fletcher and Sean Hotzak are the emergency depth here.

Second Base

Canadian transfer Rob Recuenco (2B-SS, 5-10, 170) was a part-time starting SS at Oregon State University in the Pac-10 last year. A lefty hitter, the junior could become a key performer offensively and defensively this season at AASU. He and Adam Pelley should become AASU's best-ever middle infield combination. Steven Kinney and pitcher Brett Hart provide the depth at second base.

Shortstop

Australian transfer Adam Pelley (SS, 6-0, 160) comes from Clarendon JC (Texas) where he was selected All-Conference for hitting .434 with 17 doubles and 64 RBI. He is a key player both offensively and defensively for the Pirates and he and Rob Recuenco should become AASU's best-ever middle infield combination. Freshman catcher Sean Hotzak, Recuenco or pitcher Brett Hart can all go to short defensively to provide depth.

Third Base

Replacing the departed MVP, drafted junior Stacy Bennett (3B/C) remains the main lineup question going into the season. Junior college teammates Steven Kinney and Dustin Thomas (INF, 6-2, 190) are the primary candidates. Kinney, a lefty hitter, could see action at possibly six different positions while Thomas is a third baseman. Kinney had the better fall while Thomas hit .380 last spring and was an all-league JuCo player.

Outfield

Returning senior starters Brian Dice (OF, 6-2, 175) and Brandon McKinnon (OF, 6-0, 225) will lead a solid outfield corps. Dice, a late-season starter, led the team at .377 with quality offense and defense. McKinnon is capable of the big play on offense, defense or the bases just

2004 Season Preview



like Dice. They will trade spots defensively with Dice to center and McKinnon to left.

Brandon Nunez (OF, 5-10, 185) is a junior college transfer from Oxnard CC (Calif.) where he was a second-team All-Conference selection last year. He is a solid all-around player who should start in right. Two local area freshman outfielders are Kyle Craven (OF, 5-8, 155) from local power Savannah Christian and Heath Simmons (OF, 5-7, 145), a lefty from Emanuel County Institute. Both are capable backups with above average wheels. Steven Kinney, George Fletcher and Kyle Maddux also provide solid offensive possibilities as outfield depth.


Designated Hitter

Versatile senior George Fletcher (UTIL-LHP, 6-1, 215) is the primary option here after hitting .332 with 13 doubles, six homers and 44 RBI last year as a middle-of-the-order hitter. Kyle Maddux (C-OF, 6-2, 235) is the primary backup who has tremendous power and hit .268 with five doubles and three dingers in 56 at-bats a year ago.

Coaches' Comments

"We should have our best club in terms of having both quality pitching with depth and a very solid defensive squad behind it. Our pitching and defense should put us in position to have a chance to win each time out," Coach Roberts said.

2003 Season Review



Chris Boaen

The Pirates captured its third Peach Belt Conference title in 2003, going 20-10 in league play and 36-15 overall, sharing the crown with North Florida and advancing to its first NCAA Championships berth since 1999.

AASU won 18 of its first 19 games in 2003, with its only loss during the stretch coming to Georgia Tech, and ascended to No. 3 in the NCAA Division II rankings. The Pirates would remain in the Top 10 for the rest of the season as AASU won 20 PBC games for the first time in school history in winning its first league crown since 1993.

The strength of the Pirates' squad in 2003 was a pitching staff that ranked second in the country in team ERA (2.71) and boasted two All-PBC and All-region starters in Jon Dobyms and Jeremy Olson. Dobyms was the South Atlantic Region Pitcher of the Year and AASU's first first-team All-America pitcher since 1992, going 12-2 with a 3.07 ERA and tying the school record for wins in a season. Olson went 10-4 with a 2.96 ERA and gave the Pirates two 10-game winners in the same season for the first time since 1987.

Junior Stacy Bennett earned All-PBC Utility honors for hitting a team-best .339 with six home runs and 47 RBIs while playing both third base and catcher.

Three seniors also excelled for AASU in their final seasons - Olson and the Pirates' middle infielders, shortstop Chris Boaen and second baseman Adam Brandenburg. Boaen finished his four-year

career ranking in the top 10 in five offensive categories, becoming just the fourth player in AASU history to record 200+ career hits (213) and hitting .323 for his career. Brandenburg hit .310 in his two-year career and got hit by 31 pitches, one off of the all-time AASU record. He was also selected to the Verizon Academic All-District III team as selected by CoSIDA.

The MLB First-Year Player Draft claimed two players from the Pirates as Bennett was selected in the 14th round (pick 409) by the New York Mets, while junior catcher Andrew Graham was selected by the Detroit Tigers in the 19th round (pick 550), continuing the Pirates' streak of having a player from each team advance sign professionally for the 22nd straight season.



Joe Roberts Head Baseball Coach

Joe Roberts begins his 25th season at the helm of Armstrong Atlantic State. While at AASU, Roberts has posted an overall 981-442 (.689) record and has established a winning tradition that has resulted in 24 consecutive winning seasons. During his career, Roberts' teams have been consistently ranked among the nation's elite, including a streak of 110 straight weeks in the NCAA Division II Poll, covering seven full seasons. Roberts also currently serves as the DII National Poll Chairman for baseball, the ABCA Coaches' Association President and a member of the ABCA Executive Committee.

The 1988, 1989 and 1994 Pirate squads advanced to the NCAA Division II World Series, and the 1990 team was ranked No. 1 in the country for the entire season.

As impressive as Roberts' teams have been on the field, they've been just as impressive in the classroom, with 94 graduates in the past 18 years alone.

Roberts was a four sport letterman at Lebanon (Ind.) HS before attending Lake Sumter CC in Leesburg, Fla. He finished his collegiate career at St. Andrews College in Laurinburg, N.C., where he was again a four sport letterman and a basketball standout, setting several school, conference and NCAA records during a two year career that saw him named All-Conference twice. He was selected the Dixie Conference MVP in his junior year of 1974 and was inducted into the St. Andrews Athletic Hall of Fame in 1995.

The Lebanon, Ind., native is married to the former Lynn Tucker of Port Wentworth. The couple have two sons, Brian, 14, and Eric, 13.

Coch Roberts Year By Year at AASU

Coch Roberts' Honors

Coch of the Year

1984	NAIA District 25
1987	Big South Conference
1988	NCAA II South Atlantic Region
1989	NCAA II South Atlantic Region
1990	Georgia "All College Male Sports"
1992	Peach Belt Conference
1994	NCAA II South Atlantic Region
2003	Peach Belt Conference

Hall of Fame Inductee

1995	St. Andrew's College Athletic Hall of Fame
------	--

Committees

1983-84	NAIA District 25 Baseball Committee
1988-91	ABCA All-America, Region Chairman
1988-91	ABCA All-America, Selection Committee
1989-95	NCAA II Region Advisory Committee
1989-	"Collegiate Baseball"-National Poll Chairman
1989-95	NCAA II National Championship Committee
1990-95	NCAA II Region Baseball Chairman
1993-94,99	Peach Belt Baseball Chairman
2000-	ABCA NCAA Division II President
2001-	ABCA Executive Committee Member

1980	22-20	.524
1981	35-33	.515
1982	44-24	.647
1983	54-20	.730
1984	63-17	.787
1985	55-18	.753
1986	37-20	.649
1987	47-15	.758
1988	42-13	.764
1989	43-17	.717
1990	47- 9	.839
1991	36-21	.632
1992	45-13	.776
1993	45-13	.776
1994	50-15	.769
1995	27-23	.540
1996	31-23	.574
1997	33-25	.569
1998	38-21	.644
1999	42-14	.750
2000	37-17	.685
2001	38-15	.717
2002	34-21	.618
2003	36-15	.706
	981-442	.689



Head Coach Joe Roberts



The Roberts File - Since 1983

<i>Adelphi</i> 12-5	<i>Florida Atlantic</i> 1-4	<i>Marian (WI)</i> 2-0	<i>Slippery Rock</i> 0-2
<i>Alabama A&M</i> 1-0	<i>Florida A & M</i> 0-1	<i>Maryland</i> 2-0	<i>South Carolina</i> 1-3
<i>Albany State</i> 24-0	<i>Florida Memorial</i> 2-0	<i>Mercer</i> 5-3	<i>South Carolina State</i> 7-0
<i>Allegheny</i> 3-0	<i>Florida Southern</i> 0-3	<i>Mercer-Atlanta</i> 5-1	<i>South Dakota State</i> 6-1
<i>American Int'l</i> 1-0	<i>Florida State</i> 0-2	<i>Mercyhurst</i> 5-0	<i>SIU Edwardsville</i> 9-2
<i>Anderson (SC)</i> 0-0	<i>Florida Tech</i> 0-1	<i>Methodist (NC)</i> 4-3	<i>Southern Conn. State</i> 0-0
<i>Army</i> 1-0	<i>Fort Valley State</i> 4-0	<i>Miami</i> 0-2	<i>Southern Indiana</i> 6-0
<i>Ashland (OH)</i> 2-0	<i>Francis Marion</i> 20-14	<i>Michigan</i> 1-0	<i>Southern Tech</i> 3-2
<i>Assumption</i> 4-0	<i>Franklin Pierce</i> 1-0	<i>Missouri-St. Louis</i> 4-0	<i>Southeast Missouri State</i> 0-2
<i>Augusta State</i> 34-18	<i>Gannon</i> 12-0	<i>Missouri Western</i> 0-1	<i>Southwest State (MN)</i> 1-0
<i>Augustana</i> 1-0	<i>Gardner-Webb</i> 8-4	<i>Mt. Mercy</i> 2-0	<i>Springfield</i> 18-0
<i>Bellarmine (KY)</i> 2-0	<i>Georgia</i> 1-1	<i>Mt. Olive</i> 1-1	<i>Stonehill</i> 7-0
<i>Bemidji State (MN)</i> 2-0	<i>Georgia College State</i> 31-31	<i>Newberry</i> 13-6	<i>Tennessee Wesleyan</i> 0-1
<i>Benedict</i> 2-0	<i>Georgia Southern</i> 14-19	<i>Norfolk State</i> 9-2	<i>Tiffin</i> 6-0
<i>Bethune-Cookman</i> 4-0	<i>Georgia State</i> 2-0	<i>North Alabama</i> 0-1	<i>Tri-State</i> 5-0
<i>Bluefield State</i> 1-0	<i>Georgia Southwestern</i> 5-0	<i>North Carolina</i> 1-2	<i>Troy State</i> 0-1
<i>Bridgewater</i> 20-0	<i>Georgia Tech</i> 2-3	<i>North Carolina State</i> 0-4	<i>Tusculum</i> 4-0
<i>Bryant</i> 3-0	<i>Grand Valley State</i> 4-1	<i>North Dakota State</i> 1-0	<i>Tuskegee</i> 2-0
<i>California (PA)</i> 1-0	<i>Greensboro</i> 2-0	<i>North Florida</i> 7-20	<i>Upper Iowa</i> 2-0
<i>Cal. Poly-SLO</i> 0-1	<i>Hillsdale</i> 5-0	<i>Northern Kentucky</i> 3-1	<i>USC Aiken</i> 23-21
<i>Campbell</i> 1-1	<i>Howard</i> 29-4	<i>Northwest Missouri St.</i> 2-0	<i>USC Spartanburg</i> 36-8
<i>Carson-Newman</i> 1-0	<i>Huntington (IN)</i> 0-1	<i>Northwestern</i> 1-1	<i>Utica</i> 3-0
<i>Central Florida</i> 1-3	<i>Illinois-Chicago</i> 4-0	<i>Ohio Wesleyan</i> 7-0	<i>Valdosta State</i> 22-21
<i>Central Missouri State</i> 1-1	<i>Indiana</i> 1-1	<i>Paine</i> 23-0	<i>Vanderbilt</i> 3-0
<i>Coastal Carolina</i> 8-7	<i>IU-Southeast</i> 1-0	<i>UNC Pembroke</i> 31-6	<i>Virginia Military Ins.</i> 1-1
<i>Charleston Southern</i> 14-4	<i>Jacksonville</i> 3-5	<i>Pfeiffer</i> 0-0	<i>Virginia State</i> 1-0
<i>Citadel, The</i> 11-12	<i>Jacksonville State</i> 0-1	<i>Philadelphia Pharmacy</i> 3-0	<i>Voorhees</i> 3-0
<i>Clemson</i> 1-1	<i>Junia</i> 1-0	<i>Piedmont</i> 4-0	<i>Wake Forest</i> 0-2
<i>Columbia Union</i> 3-0	<i>Kennesaw State</i> 9-22	<i>Presbyterian</i> 3-1	<i>Wayne State (NE)</i> 4-0
<i>Columbus State</i> 28-29	<i>Kentucky</i> 1-3	<i>Queens (NY)</i> 7-1	<i>Walsh</i> 2-0
<i>Concord</i> 3-0	<i>Kentucky Wesleyan</i> 1-0	<i>Quincy</i> 1-0	<i>Washington & Lee</i> 2-0
<i>Concordia</i> 2-0	<i>Kutztown</i> 7-1	<i>Radford</i> 2-0	<i>West Georgia</i> 0-1
<i>Connecticut</i> 1-0	<i>LaGrange</i> 3-1	<i>Rockhurst</i> 0-0	<i>West Liberty State</i> 3-0
<i>Davidson</i> 8-0	<i>Lander</i> 9-8	<i>Sacred Heart</i> 10-2	<i>West Virginia</i> 2-1
<i>Delaware State</i> 2-0	<i>Lehigh</i> 5-1	<i>St. Andrews</i> 20-2	<i>Wheaton</i> 4-0
<i>Dowling</i> 0-0	<i>Lewis</i> 4-2	<i>St. Anselm</i> 1-0	<i>Wisconsin-Parkside</i> 0-0
<i>Duke</i> 2-0	<i>Liberty</i> 0-1	<i>St. Augustine</i> 13-0	<i>Williams</i> 6-0
<i>Edinboro</i> 2-0	<i>Longwood</i> 0-1	<i>St. Michael's</i> 2-0	<i>William & Mary</i> 1-0
<i>Edward Waters</i> 7-0	<i>Louisville</i> 1-0	<i>St. Norbert</i> 4-0	<i>Wingate</i> 5-2
<i>Erskine</i> 9-2	<i>Manchester</i> 2-0	<i>Savannah State</i> 25-3	<i>Winthrop</i> 1-3
<i>Ferris State</i> 2-0	<i>Mansfield</i> 1-0	<i>Shippensburg</i> 6-2	<i>Wittenberg</i> 12-0
<i>Flagler</i> 3-3	<i>Mars Hill</i> 9-0	<i>Shorter</i> 3-2	<i>Wofford</i> 4-0

BOLD denotes 2004 Opponents

Roberts' Milestone Wins

Win #	Against	Score	Date	Opposing Coach
1	<i>Campbell</i>	6-2	3- 5-80	<i>Cal Koonce</i>
100	<i>Flagler</i>	13-1	5- 2-82	<i>Glen Aspinwall</i>
200	<i>Paine</i>	14-6	4-17-84	<i>Dennis Wilcox</i>
250	<i>Ft. Valley State</i>	10-0	3-31-85	<i>U.S. Marshall</i>
300	<i>Coastal Carolina</i>	7-3	5- 5-86	<i>Bobby Richardson</i>
399*	<i>Columbus</i>	5-3	5-21-88	<i>Derek Mann</i>
400	<i>The Citadel</i>	3-2	2-11-89	<i>Chal Port</i>
442*	<i>Northern Kentucky</i>	18-2	5-21-89	<i>Bill Aker</i>
500	<i>Missouri-St. Louis</i>	13-0	3- 6-91	<i>Jim Brady</i>
600	<i>USC Aiken</i>	9-6	3-13-93	<i>Gary Gilmore</i>
664*	<i>Wingate</i>	12-2	5-22-94	<i>Bill Nash</i>
700	<i>Kennesaw State</i>	3-2	2-25-96	<i>Mike Sansing</i>
750	<i>Newberry</i>	10-1	3-28-97	<i>Tim Medlin</i>
800	<i>Augusta State</i>	2-0	2-13-99	<i>Skip Fite</i>
900	<i>Columbus State</i>	17-12	3-24-01	<i>Greg Appleton</i>

* NCAA II Championship Contests



Winningest DII Coaches

Winningest Active Division II Head Coaches (By Victories)

	Name	School	Years	W-L
1.	Tommy Thomas	Valdosta State	36	1201-717
2.	Porky Viera	New Haven	41	1054-284
3.	Joe Roberts	Armstrong Atlantic State	24	981-442
4.	Irish O'Reilly	Lewis	24	937-596
	Mike Metheny	Southeastern Oklahoma	23	937-349
6.	Dean Bowyer	Minnesota State Mankato	29	883-445
7.	Jim Stone	UMass - Lowell	37	801-393
8.	Bo Collins	SIU-Edwardsville	25	794-516
9.	Warren Turner	Missouri Southern State	27	753-560
10.	Mike Lane	North Alabama	20	736-297
11.	Dick Vining	C.W. Post	38	711-575
12.	Dusty Rhodes	North Florida	16	678-277
13.	Charles Bolding	Longwood	25	675-314
14.	Calvin Bailey	West Virginia State	26	671-327
15.	Bob Bellizzi	St. Rose	19	651-319
16.	Mike Sansing	Kennesaw State	15	642-233
17.	Jim Spooner	West Florida	21	626-479
18.	Charlie Migl	St. Mary's (Texas)	17	623-280
19.	Steve Anson	Washburn	25	621-525
20.	Mark Ekeland	South Dakota State	25	613-432

Winningest All-Time Division II Head Coaches (By Victories)

	Name	School	Years	W-L
1.	Tommy Thomas	Valdosta State	36	1201-717
2.	John Scolinos	Cal Poly Pomona	44	1198-949
3.	Jack Smitheran	UC Riverside	34	1064-766
4.	Porky Viera	New Haven	39	1054-284
5.	Gary Grob	Winona State	35	1020-563
6.	Rudy Abbott	Jacksonville State	32	1003-467
7.	Joe Roberts	Armstrong Atlantic State	23	981-442
8.	Irish O'Reilly	Lewis	24	937-596
9.	Phil Swimly	UC Davis	36	902-831
10.	Dean Bowyer	Minnesota State Mankato	28	883-445
11.	Ron Davies	Adelphi	37	845-470
12.	Chuck Anderson	Florida Southern	19	843-251
13.	John Mayotte	Troy State	25	821-476
14.	Bill Aker	Northern Kentucky	29	806-573
15.	Jim Stone	UMass - Lowell	37	801-393
16.	Bo Collins	SIU-Edwardsville	25	794-516
17.	Jack Rose	Denver	37	783-702
18.	Warren Turner	Missouri Southern State	27	753-560
19.	Mike Lane	North Alabama	20	736-297
20.	Guy Murray	Nebraska-Kearney	33	694-755



Joe Roberts' 981 wins rank him seventh all-time among NCAA Division II coaches



Calvin Culberson Assistant Baseball Coach

Calvin Culberson will be in his ninth season as a full-time assistant coach at AASU, after completing an eight-year professional baseball career. Calvin is no stranger to Armstrong Atlantic, having played for the Pirates from 1985-1988, and having assisted coach Roberts in a part-time role during his professional career.

Calvin's coaching role at AASU includes working with the outfielders and pitchers, and assisting with baserunning and hitting instruction.

While working with AASU's pitchers, Culberson has instructed several players who have, like him, enjoyed professional success. Current Colorado Rockies pitcher Adam Bernero, who Culberson coached during the 1999 season, reached the major leagues in just 15 months, becoming AASU's first major league player. Another Culberson pupil, Doug Sessions, was a AAA All-Star for the New Orleans Zephyrs in 2003 while pitching in the Houston Astros organization.

Culberson finished his pro career in 1995 at Pawtucket, a triple-A affiliate of the Boston Red Sox. He had joined the Red Sox organization as a free agent after having pitched at Double-A Chattanooga and Triple A Indianapolis in the Cincinnati Reds farm chain. Calvin began his pro career in 1989 in the Atlanta Braves farm system, hitting .313 in his first season, then continuing as a pitcher.

During Culberson's AASU career, the Pirates posted an overall 181-66 (.733) record, with Calvin hitting in the leadoff spot his final three years. The Rome, Georgia native holds seven school records with the most notable being his 32-game hitting streak (1988) and his 128 career stolen bases.

Calvin was an all-Big South Conference selection in 1986 and 1987 when AASU was playing NCAA I baseball. In his last season with the Pirates he was an AASU co-captain and was chosen as a member of the all-South Atlantic Region team and an honorable mention DII All-American.

Calvin is married to the former Pamela Johnson of Port Wentworth, an AASU graduate, who works as a System Analyst II for AASU. The couple have a five-year old son, Matthew, and a one-year old son, Brandon.

AASU Year-By-Year Under Coach Roberts

YEAR	NCAA I	NCAA II	NCAA III	NAIA	CONF	REGION	PLAYOFF	OVERALL
1980	3-3	7-12	2-2	10-3		8-5		22-20
1981	8-13	3-12	3-2	21-6		11-5		35-33
1982	11-7	9-10	4-1	20-6		14-3	2-2	44-24
1983	13-4	6-2	15-1	20-13		15-9	3-2	54-20
1984	13-4	8-2	13-0	29-11	16-7	26-7	3-2	63-17
1985	19-14	13-2	13-1	10-1	4-2	6-2	1-2	55-18
1986	14-17	13-3	6-0	4-0	7-11	7-11		37-20
1987	29-15	11-0	5-0	2-0	9-3	9-3	2-2	47-15
1988	14-6	23-7	4-0	1-0		9-1	3-3	42-13
1989	6-10	22-7	6-0	9-0		8-3	3-3	43-17
1990	17-5	30-4	0-0	0-0		11-0	2-2	47-9
1991	8-9	24-11	1-0	3-1		15-2	0-2	36-21
1992	6-3	36-10	0-0	3-0	11-1	23-2	3-4	45-13
1993	7-4	38-8	0-1	0-0	14-3	21-4	1-4	45-13
1994	5-1	45-14	0-0	0-0	15-6	30-11	7-6	50-15
1995	2-1	25-22	0-0	0-0	14-10	20-17	0-2	27-23
1996	2-3	27-20	0-0	0-0	13-9	19-16	1-2	31-23
1997	2-0	31-25	0-0	0-0	10-14	17-20	2-3	33-25
1998	2-1	36-20	0-0	0-0	15-14	21-14	3-5	38-21
1999	0-0	42-14	0-0	0-0	19-9	22-10	1-2	42-14
2000	0-0	37-17	0-0	0-0	15-15	17-15		37-17
2001	2-1	34-14	2-0	0-0	18-12	21-12		38-15
2002	2-1	32-20	0-0	0-0	11-18	14-18		34-21
2003	1-1	34-15	0-0	0-0	20-10	23-10	0-2	35-16
	185-123 .601	586-271 .684	74-8 .902	132-41 .763	211-144 .594	387-200 .659	37-50 .425	981-442 .689



Assistant Coach Tommy Thomson



Tommy Thomson Assistant Baseball Coach

Tommy Thomson is entering his 24th season as a volunteer assistant baseball coach at Armstrong Atlantic State.

Serving the Pirates whenever his local business interests allow, Thomson's primary area of instruction with AASU has been as a hitting instructor.

In his 23 seasons, the Pirates have posted an overall record of 959-422 (.694). The personable assistant has certainly been a key factor in the Pirates offensive showing during his tenure.

The Savannah native coached baseball for many years in the local youth leagues. After serving two years as an assistant with a local American Legion team, Thomson took over the head coaching duties and guided his teams to state championships all three years that he served in that capacity.

A premier bowler, Thomson graduated from Savannah High School in 1954. He is married to the former Carolyn Ihly of Savannah. The couple has two children, Lisa, 46 and Curtis, 41, and they have a pair of grandchildren by each child.



**For Real Refreshment
Only Coca-Cola and
Powerade
Will Do!**



Diamond is committed to providing the best
high quality sports equipment for the amateur
and professional player. Our products and design are
innovative and unique. From our top quality
sports equipment to our business line.

WOLD THROUGH FINE TEAM SPORTING GOODS
STORES NATIONWIDE. FOR MORE INFORMATION,
CALL 800 366 2999.



Numerical Roster

No.	Name	Pos	Yr	Ht	Wt	B/T	Hometown
1	Kyle Craven	OF	FR	5-8	155	R/R	Savannah, Ga.
2	Heath Simmons	OF	FR	5-7	145	L/L	Twin City, Ga.
3	Rob Recuenco	INF	JR	5-10	170	L/R	Vancouver, B.C.
4	Brett Hart	RHP/IF	SO	5-10	160	R/R	Macon, Ga.
5	Brandon Nunez	OF	JR	5-10	180	R/R	Thousand Oaks, Calif.
7	Adam Pelley	INF	SO	6-0	160	R/R	Lake Kathie, N.S.W
8	Steven Kinney	OF/INF	SO	5-11	180	L/R	Marietta, Ga.
9	Sean Hotzak	C/INF	FR	6-2	180	R/R	North Vancouver, B.C.
15	Chad Grass	LHP	JR	6-0	175	L/L	Ferdinand, Ind.
17	Zach Shelnett	RHP	SR	6-0	180	R/R	Snellville, Ga.
18	Brian Dice	RHP/OF	SR	6-2	175	R/R	Chemanius, B.C.
20	Dustin Thomas	INF	JR	6-2	210	R/R	Rockledge, Fla.
21	Michael Pelley	1B/C	SR	6-2	200	R/R	Lake Kathie, N.S.W
23	Marcus Barriger	RHP	JR	6-1	205	R/R	Swansea, Ill.
24	Thomas Ferrara	RHP	JR	6-5	235	R/R	Cocoa, Fla.
30	Jon Troop	LHP	JR	6-0	200	L/L	Sun Valley, Nev.
31	Josh Tallent	RHP	JR	6-3	200	R/R	Soddy Daisy, Tenn.
32	Kyle Maddux	C/OF	SR	6-2	235	R/R	Paducah, Ky.
34	Leon Boyd	RHP	JR	6-6	210	R/R	White Rock, B.C.
38	Brandon McKinnon	OF	SR	6-0	230	R/R	Woodbine, Ga.
41	George Fletcher	LHP/UT	SR	6-1	215	R/L	Issaquah, Wash.
46	Jon Dobyns	RHP	SR	6-2	210	R/R	Phoenix, Ariz.

Head Coach: 10-Joe Roberts

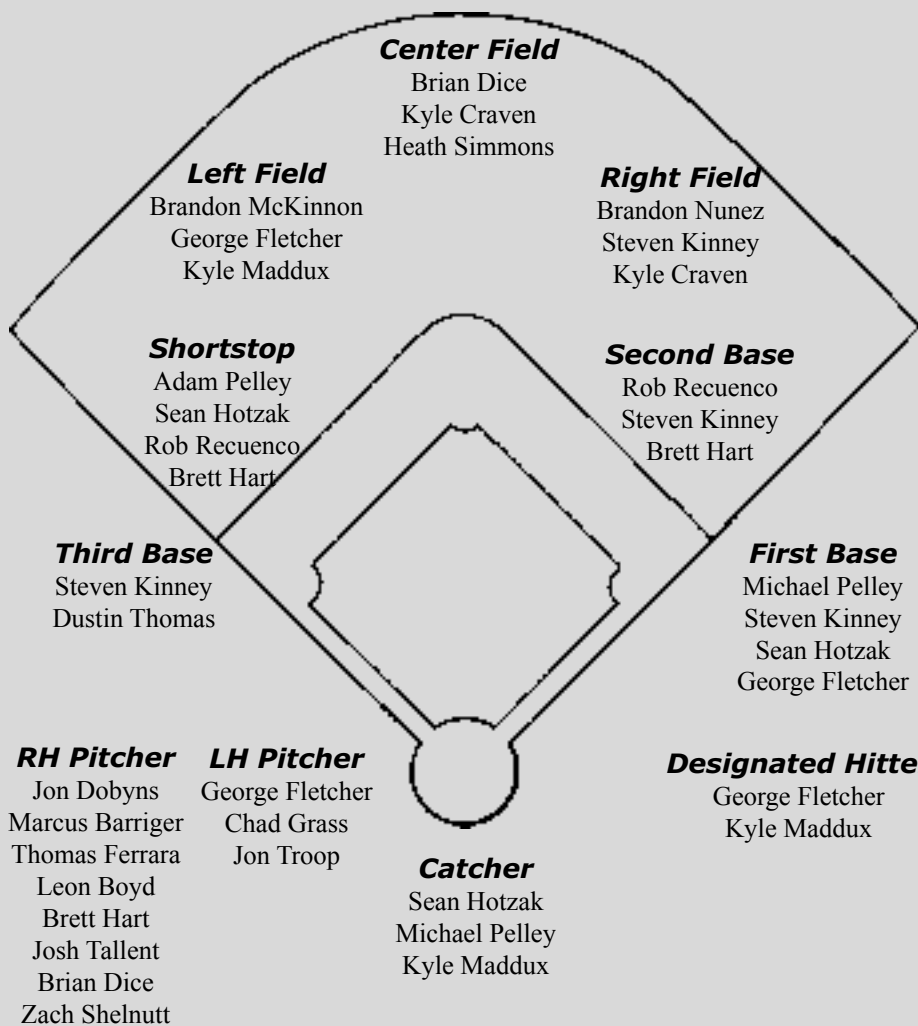
Assistant Coaches: 11-Calvain Culberson, Tommy Thomson

Alphabetical Roster

23 - Marcus Barriger
 34 - Leon Boyd
 1 - Kyle Craven
 46 - Jon Dobyns
 24 - Thomas Ferrara
 41 - George Fletcher
 15 - Chad Grass
 4 - Brett Hart
 9 - Sean Hotzak
 8 - Steven Kinney
 32 - Kyle Maddux
 38 - Brandon McKinnon
 5 - Brandon Nunez
 7 - Adam Pelley
 21 - Michael Pelley
 3 - Rob Recuenco
 17 - Zach Shelnett
 2 - Heath Simmons
 31 - Josh Tallent
 20 - Dustin Thomas
 30 - Jon Troop

Pronunciations

3 - Rob Ruh-KOON-coh
 18 - Brian DYSS
 46 - John DAHB-enns
 9 - Sean HAHT-zack
 7 - Adam PHELL-ee
 21 - Michael PHELL-ee
 17 - Zach SHEHLL-nuht
 31 - Josh TAL-lehnt



Coaches

Joe Roberts, Head Coach
 Calvin Culberson, Assistant Coach
 Tommy Thomson, Assistant Coach

Pirate Field

Capacity: 750
 Location: AASU Campus

Dimensions

Left: 340
 Left Center: 380
 Center: 390
 Right Center: 380
 Right: 340



By Hometown



Arizona (1)

Jon Dobyms

British Columbia, Canada (4)

Leon Boyd
Brian Dice
Sean Hotzak
Rob Recuenco

California (1)

Brandon Nunez

Georgia (6)

Kyle Craven
Brett Hart
Steven Kinney
Brandon McKinnon
Zach Shelmutt
Heath Simmons

Florida (2)

Thomas Ferrara

Dustin Thomas

Illinois (1)

Marcus Barriger

Indiana (1)

Chad Grass

Kentucky (1)

Kyle Maddux

Nevada (1)

Jon Troop

Tennessee (1)

Josh Tallent

Washington (1)

George Fletcher

New South Wales, Australia (2)

Adam Pelley

Michael Pelley

By Previous School



Arizona (1)

Jon Dobyms, Chandler-Gilbert CC

British Columbia (1)

Sean Hotzak, North Shore HS

California (2)

Brandon Nunez, Oxnard CC

Jon Troop, Feather River CC

Florida (2)

Thomas Ferrara, St. Petersburg JC

Brandon McKinnon, Pensacola JC

Georgia (4)

Kyle Craven, Savannah Christian HS

Brett Hart, Tattnall Square HS

Zach Shelmutt, South Gwinnett HS

Heath Simmons, ECI

Illinois (3)

Marcus Barriger, Kaskaskia JC

Chad Grass, Wabash Valley CC

Kyle Maddux, John Logan CC

New Mexico (1)

Brian Dice, New Mexico JC

Oklahoma (1)

Sean Boyd, Seminole JC

Oregon (1)

Rob Recuenco, Oregon State Univ.

Tennessee (3)

Steven Kinney, Chattanooga State CC

Josh Tallent, Chattanooga State CC

Dustin Thomas, Chattanooga State CC

Texas (2)

Adam Pelley, Clarendon JC

Michael Pelley, Clarendon JC

Washington (1)

George Fletcher, Bellevue CC



Marcus Barriger

6-1 • 205 • Junior • RHP • B:R T:R
Swansea, Ill. • Kaskaskia (Ill.) JC

23

Junior college hurler who goes into the spring as one of the Pirates' conference starters ... 2002 draftee of the San Diego Padres in the 43rd round. **JUNIOR COLLEGE:** Pitched for two years at Kaskaskia JC in Centralia, Ill. ... Went 2-7 with a 3.27 ERA, giving up 73 hits in 65 2/3 innings pitched, striking out 44 batters and walking 23 as a sophomore for the Blue Devils. **HIGH SCHOOL:** Played for four seasons at Belleville West HS, earning All-District and All-Metro East honors as a senior for the Maroons. **PERSONAL:** Born Marcus Barriger, on August 5, 1982, in Belleville, Ill. ... Hometown is Swansea, Ill. ... Son of Mike and Linda Barriger ... Majoring in criminal justice ... Enjoys playing golf ... Sammy Sosa is a favorite sports personality and the Chicago Cubs are his favorite major league baseball club.



Leon Boyd

6-6 • 210 • Junior • RHP • B:R T:R
White Rock, B.C. • Seminole (Okla.) JC

34

Tall righthander who has excelled in Canadian Premier League and will be one of the Pirates' top four starters in 2004. **JUNIOR COLLEGE:** Limited to just eight innings pitched at Seminole JC, going 1-2 with an 8.33 ERA as a sophomore ... Pitched as a freshman at Treasure Valley (Ore.) CC. **CANADA:** Has pitched for the White Rock Tritons of the Canadian Premier League since 2000 ... Compiled a 28-11 record with a 2.44 ERA and 278 strikeouts in 283 innings pitched over the last three years ... Pitched for British Columbia on its gold-medal winning club in the 2000 Canada Games. **HIGH SCHOOL:** Attended Earl Marriott HS in White Rock, B.C. **PERSONAL:** Born Leon Boyd on August 30, 1983, in Vancouver, B.C. ... Hometown is White Rock, B.C. ... Son of Sean and Wilma Boyd ... Enjoys college basketball, playing golf and collecting hats ... Majoring in general studies ... Eric Gagne and Nolan Ryan are favorite sports personalities.



Brian Dice

6-2 • 175 • Senior • RHP/OF • B:R T:R
Chemanius, B.C. • New Mexico JC

18

Two-way player who emerged as the Pirates' starting left fielder late in the 2003 season ... Goes into 2004 as the projected starting center fielder for AASU. **2003:** Hit a team-leading .377 in 18 starts for the Pirates as a junior with two home runs and 16 RBI ... Hit .625 in the NCAA II South Atlantic Regional, earning All-Region Tournament honors ... Also saw action on the mound in eight games, going 0-0 with a 5.79 ERA. **JUNIOR COLLEGE:** Earned First Team All-WJAC honors as a sophomore pitcher, going 6-0 with one save and a 2.82 ERA for New Mexico JC ... Struck out 48 batters in 48 innings and allowed just 29 hits for the Thunderbirds ... Also hit .417 in part-time duty. **HIGH SCHOOL:** Attended Chemanius Secondary in Chemanius, British Columbia. **PERSONAL:** Born Brian Samuel Dice on December 2, 1982, in Chemanius, British Columbia, his hometown ... Son of Brian and Mary Dice ... Majoring in economics ... Enjoys fishing and outdoors activities ... Larry Walker is a favorite sports personality.

Brian Dice's Career Statistics

Year	GP-GS	AB	R	H	2B	3B	Hitting		RBI	BB	K	SB-SBA	Avg.
							HR	HR					
2003	18-18	69	16	26	6	1	2	16	6	12	4-5		.377
1 Year	18-18	69	16	26	6	1	2	16	6	12	4-5		.377
Year	GP-GS	W-L	Svs	CG	IP	H	R	ER	BB	SO	ERA		
												HR	HR
2003	8-1	0-0	0	0	18.2	18	13	12	7	13	5.89		
1 Year	8-1	0-0	0	0	18.2	18	13	12	7	13	5.89		



Dice was AASU's only All-Tournament honoree at the 2003 South Atlantic Regional



Jon Dobyys

6-2 • 210 • Senior • RHP • B:R T:R

Phoenix, Ariz. • Chandler-Gilbert CC

46

Returning staff ace who earned first-team ABCA All-America honors in 2003. **2003:** NCAA II South Atlantic Region Pitcher of the Year who went 12-2 with a 3.07 ERA for the Pirates as a junior ... Tied school-record mark with 12 wins in one season and also earned All-PBC honors ... Gave up just 90 hits in 105.2 innings pitched, while striking out 106 batters ... Teamed with senior Jeremy Olson to give AASU a duo of 10-game winners on the same staff for the first time since 1987 ... 14th pitcher in school history to earn All-America honors ... Was AASU's first first-team All-America pitcher since 1992 and is one of only three first-team All-America pitchers in school history, joining Daryle Gavlick and Bill Gearheart ... Went undefeated against DII opponents in the regular season. His only regular-season loss was to Division I Georgia Tech in the 2002 Memorial Health Diamond Classic ... **JUNIOR COLLEGE:** Earned second-team All-State honors at Chandler-Gilbert CC, going 8-2 with one save and a 3.33 ERA as a sophomore ... Had third-best ERA in Arizona junior college ball and the fifth-most wins. **HIGH SCHOOL:** Played three years at Desert Vista HS in Phoenix, Ariz. ... Drafted by the Tampa Bay Devil Rays in the 41st round of the 2000 MLB First-Year Player Draft ... Named the 5A State Pitcher of the Year, helping lead the Thunder to the state championship as a senior. **PERSONAL:** Born Jon Dobyys on September 8, 1981, in Billings, Montana ... Hometown is Phoenix, Ariz. ... Son of Pete and Debbie Dobyys ... Majoring in economics ... Enjoys wakeboarding and playing golf ... Would like to become a teacher following college ... Mark Prior is a favorite sports personality.

Jon Dobyys' Career Statistics

Year	GP-GS	W-L	Svs	CG	IP	H	R	ER	BB	SO	ERA
2003	16-16	12-2	0	3	105.2	90	40	36	42	106	3.07
1 Year	16-16	12-2	0	3	105.2	90	40	36	42	106	3.07



Thomas Ferrara

6-5 • 235 • Junior • RHP • B:R T:R

Cocoa, Fla. • St. Petersburg JC

24

Talented hurler who goes into 2004 as one of the Pirates' conference starters ... Drafted in the 33rd round by the Minnesota Twins in the 2002 MLB First-Year Player Draft. **JUNIOR COLLEGE:** Pitched for one season at St. Petersburg JC, going 4-1 with a 5.55 ERA, giving up 39 hits in 35.2 innings pitched while striking out 27 batters ... Also pitched his freshman year at Brevard County CC. **HIGH SCHOOL:** Pitched for two years at Titusville HS, where he was a second-team All-State selection. **PERSONAL:** Born Thomas John Ferrara on December 28, 1982, in Jacksonville, Fla. ... Hometown is Cocoa, Fla. ... Son of Tom and Janet Ferrara ... Majoring in physical education ... Enjoys playing basketball and golf ... Randy Johnson and Dontrelle Willis are favorite sports personalities.



George Fletcher

6-1 • 215 • Senior • LHP/UTIL • B:R T:L
Issaquah, Wash. • Bellevue (Wash.) CC

41

Third-leading hitter in 2003 who enters the season as the Pirates' starting DH ... Also will be a key lefthanded arm out of the bullpen. **2003:** Hit .332 with six home runs and 44 RBI as a junior ... Carries a team-high 11 game hitting streak into 2004 ... Hit .636 with three home runs and 10 RBI in season-opening series against St. Andrews (2/1-2) ... Earned PBC Player of the Week honors on 2/11 for hitting .609 in the Pirates' opening two weekend series ... Also went 0-1 with a 2.38 ERA in five appearances on the mound ... Limited Kennesaw State to two hits and one unearned run while striking out 11 in seven innings at the NCAA II South Atlantic Regional on 5/15. **JUNIOR COLLEGE:** Hit .333 with one home run, 28 RBI and seven stolen bases for Bellevue CC as a sophomore in a wood-bat conference ... Also went 1-2 with one save and a 1.84 ERA, holding opposing hitters to a .194 batting average. **AT UNLV:** Hit .259 as a freshman for the Runnin' Rebels. **HIGH SCHOOL:** Played three years at Issaquah HS, earning All-County three seasons as a first baseman and all-County honors as a pitcher in his senior year for the Indians. **PERSONAL:** Born George Fletcher on May 31, 1981, in Issaquah, Wash., his hometown ... Son of Wendy and George Fletcher ... Majoring in economics ... Enjoys snowboarding ... Father, George, played baseball at Delta State University ... John Kruk is a favorite sports personality.

George Fletcher's Career Statistics

Year	GP-GS	AB	R	H	2B	Hitting		RBI	BB	K	SB-SBA	Avg.
						3B	HR					
2003	50-50	187	34	62	13	0	6	44	18	20	2-4	.332
1 Year	50-50	187	34	62	13	0	6	44	18	20	2-4	.332

Year	GP-GS	W-L	Svs	CG	IP	Pitching		R	ER	BB	SO	ERA
						H	R					
2003	5-0	0-1	0	0	11.1	7	5	3	1	16	16	2.38
1 Year	5-0	0-1	0	0	11.1	7	5	3	1	16	16	2.38



Chad Grass

6-0 • 175 • Junior • LHP • B:L T:L
Ferdinand, Ind. • Wabash Valley (Ill.) CC

15

Junior college hurler who should be one of the Pirates' top lefties out of the bullpen in 2004. **JUNIOR COLLEGE:** Pitched for two seasons at Wabash Valley CC in Mount Carmel, Ill. ... Went 2-0 with three saves and a 3.06 ERA as a sophomore, limiting opponents to a .213 batting average in 12 appearances ... Went 2-2 with a 4.86 ERA as a freshman for the Warriors ... Earned Academic All-Conference honors as well. **HIGH SCHOOL:** Earned All-District and All-Southern Indiana honors at Southridge HS ... Pitched three years for the Raiders and was named the team's MVP. **PERSONAL:** Born Chad A. Grass on July 14, 1982, in Tell City, Ind. ... Hometown is Ferdinand, Ind. ... Son of Jim and Sheila Grass ... Majoring in civil engineering ... Enjoys hunting and fishing ... Lists Tom Glavine as a favorite sports personality.



Brett Hart

5-10 • 160 • Sophomore • RHP/INF • B:R T:R
Macon, Ga. • Tattnall Square HS

4

Talented sophomore reliever who enjoyed a fine freshman season for the Pirates ... Will be one of the main set-up men for AASU in 2003 and can also fill in as a backup infielder. **2003:** Went 3-2 with a 1.32 ERA in 16 appearances as a freshman, allowing just 36 hits in 41 innings pitched and striking out 35 batters while walking just 11 ... Made three starts and also recorded two saves ... Struck out four in 3.1 scoreless innings pitched in his collegiate debut, picking up a save against Mars Hill on 2/8 ... Struck out only batter he faced against Georgia Tech on 2/23 ... Hurlled three shutout innings, picking up a save against Columbus State on 3/29 ... Pitched 15 consecutive scoreless innings during April, picking up two victories over Francis Marion and USC Spartanburg. **HIGH SCHOOL:** Played for three seasons at Tattnall Square Academy in Macon, Ga. ... Earned All-Region honors three times and All-State honors twice for the Trojans ... Hit .407 and went 5-4 with a 2.29 ERA in his senior season, including a school-record 101 strikeouts in 63 innings pitched ... Tattnall Square won the GISA State Championship in 2000 and 2001 and advanced to the Final Four in 2002. **PERSONAL:** Born Brett Jefferson Hart on December 27, 1983, in Macon, Ga., his hometown ... Son of Leon and Carol Hart ... Undecided in major ... Enjoys fishing ... Cal Ripken, Jr., is a favorite sports personality.

Brett Hart's Career Statistics

Year	GP-GS	W-L	Svs	CG	IP	H	R	ER	BB	SO	ERA
2003	16-3	3-2	2	0	41.0	36	8	6	11	35	1.32
1 Year	16-3	3-2	2	0	41.0	36	8	6	11	35	1.32



Sean Hotzak

6-2 • 180 • Freshman • C/INF • B:R T:R
North Vancouver, B.C. • North Shore HS

9

Freshman standout who was ranked the 22nd-best prospect in Canada by *Baseball America* in 2003 ... Will begin the year as the Pirates' starting backstop. **HIGH SCHOOL:** Played for four years at North Shore HS, hitting .368 as a senior with six home runs to earn All-Conference honors ... Also hit .382 for his Western Major Baseball League club in summer of 2003, earning All-League honors. **PERSONAL:** Born Sean Christopher Hotzak on September 4, 1982, in North Vancouver, British Columbia, his hometown ... Son of Ted and Arleen Hotzak ... Majoring in education ... Enjoys weightlifting, watching movies and going to the beach ... Chipper Jones and Ivan Rodriguez are favorite sports personalities.



Steven Kinney

5-11 • 180 • Sophomore • OF/INF • B:L T:R
Marietta, Ga. • Chattanooga State CC

8

Utility player who could see action for the Pirates at six different positions on the field ... Will start the season as the Pirates' primary third baseman but that could change. **JUNIOR COLLEGE:** Played for one year at Chattanooga State CC, hitting .305 with two home runs and 16 RBI with a .413 on-base percentage. **HIGH SCHOOL:** Played for two years at Walton HS in Marietta ... Named 2001 MVP of the Senior Division World Series in Austin, Texas, for the East Cobb Cardinals. **PERSONAL:** Born Steven Kinney on August 16, 1984, in Spartanburg, S.C. ... Hometown is Marietta, Ga. ... Son of Steven and Barbara Kinney ... Majoring in mathematics and engineering ... Lists Andruw Jones and Ken Griffey, Jr., as favorite sports personalities.



Kyle Maddux

6-2 • 235 • Senior • C/OF • B:R T:R
Paducah, Ky. • John Logan CC

32

Power hitter who will add catching to his outfield duties this season. **2003:** Hit .268 with three home runs and nine RBI in 60 plate appearances ... Also had five doubles for a .518 slugging percentage ... Played in 23 games, starting 12, and AASU went 11-1 in his 12 starts ... Went 4-for-7 with a home run, two doubles and four RBI in two-game series against Mercyhurst on 2/27-28. **JUNIOR COLLEGE:** Played for two seasons at John Logan CC, hitting .285 with eight home runs and 32 RBI as a sophomore ... John Logan finished seventh at the NJCAA World Series. **HIGH SCHOOL:** Played for two seasons at Lone Oak HS in Paducah, Ky. **PERSONAL:** Born Kyle Steven Maddux on February 2, 1982, in Terre Haute, Ind. ... Hometown is Paducah, Ky. ... Son of Terry and Kay Maddux ... Majoring in computer engineering ... Enjoys playing basketball and skiing ... His cousin, four-time NL Cy Young award winner Greg Maddux, is a favorite sports personality.

Kyle Maddux's Career Statistics

Year	GP-GS	AB	R	H	2B	3B	HR	RBI	BB	K	SB-SBA	Avg.
2003	23-12	56	13	15	5	0	3	9	4	9	1-1	.268
1 Year	23-12	56	13	15	5	0	3	9	4	9	1-1	.268



Brandon McKinnon

6-0 • 230 • Senior • OF • B:R T:R
Woodbine, Ga. • Pensacola JC

38

Pirates' starting center fielder in 2003, will man left field for AASU in 2004. **2003:** Started all 51 games for the Pirates, hitting .289 with team-leading seven home runs and 37 RBI ... Also collected 16 doubles and scored a team-best 46 runs ... Earned PBC Player of the Week honors on 4/7, hitting .438 and slugging .930 in four games against ranked competition. **JUNIOR COLLEGE:** Hit .292 with 13 stolen bases as a sophomore at Pensacola JC ... Hit .291 with a .418 on-base percentage as a freshman with 17 steals for the Pirates. **HIGH SCHOOL:** Played for two seasons for Camden County HS. **PERSONAL:** Born Brandon McKinnon on August 16, 1982, in Saratoga Springs, New York ... Hometown is Woodbine, Ga. ... Son of Michael and Rhonda McKinnon ... Majoring in criminal justice ... Enjoys fishing and playing golf ... Would like to become an FBI agent ... Albert Pujols is a favorite sports personality.

Brandon McKinnon's Career Statistics

Year	GP-GS	AB	R	H	2B	3B	HR	RBI	BB	K	SB-SBA	Avg.
2003	51-51	190	46	55	16	2	7	37	16	40	10-11	.289
1 Year	51-51	190	46	55	16	2	7	37	16	40	10-11	.289



Brandon Nunez

5-10 • 180 • Junior • OF • B:R T:R
Thousand Oaks, Calif. • Oxnard CC

5

Junior college transfer who will step right in to right field for AASU in 2004. **JUNIOR COLLEGE:** Played at Oxnard CC, hitting .244 with three home runs, 19 RBI and 21 stolen bases in 24 attempts as a sophomore, earning second-team All-Conference honors ... Hit .280 as a freshman. **HIGH SCHOOL:** Played for Westlake HS, hitting .390 as a senior and leading the Indians to the California DIII State Championship ... Earned All-League honors. **PERSONAL:** Born Brandon Lee Nunez on October 4, 1983, in Los Angeles, Calif. ... Hometown is Thousand Oaks ... Son of Alicia and Ed Nunez ... Majoring in economics ... Enjoys outdoor sports, including skiing, diving and fishing ... Bret Boone is a favorite sports personality.



Adam Pelley

6-0 • 160 • Sophomore • INF • B:R T:R

Lake Kathie, New South Wales • Clarendon JC

7

Aussie shortstop who will join his brother Michael in the Pirates' starting lineup in 2004. **JUNIOR COLLEGE:** As a freshman at Clarendon JC, hit .434 with 17 doubles, two home runs, 65 RBI and a .556 on-base percentage, as well as a .634 slugging percentage ... Earned All-WJCAC honors and committed just 14 errors in 55 games for the Bulldogs. **HIGH SCHOOL:** Attended Port Macquarie HS in Lake Kathie, New South Wales. **PERSONAL:** Born Adam John Pelley on February 20, 1984, in Port Macquarie, New South Wales ... Son of Phil and Rose Pelley ... Brother, Michael, is a senior on the AASU baseball squad ... Undecided in major ... Enjoys carpentry.



Michael Pelley

6-2 • 200 • Senior • 1B/C • B:R T:R

Lake Kathie, New South Wales • Clarendon JC

21

Pirates' starting first baseman who will also see action behind the plate in 2004 ... AASU's team captain for 2004, the first team captain for head coach Joe Roberts since 1999. **2003:** Started all 51 games for the Pirates, hitting .306 with four home runs and 29 RBI ... Tied for team lead with 12 sacrifice hits and was hit by 15 pitches ... Carried a .390 on-base percentage ... Very consistent, hitting .306 in conference and non-conference contests ... Had three hits and three RBI in AASU's 11-4 win over Michigan on 2/21. **JUNIOR COLLEGE:** Two-time All-WJCAC honoree for Clarendon JC ... Hit .361 with eight home runs and 50 RBI as a sophomore ... Hit .426 with 10 home runs and 51 RBI as a freshman, slugging .736 ... Participated in the 2001 Texas JC Fall All-Star Game at Baylor ... Posted a career .480 on-base percentage for the Bulldogs. **HIGH SCHOOL:** Attended Port Macquarie HS in Lake Kathie, New South Wales. **PERSONAL:** Born Michael Pelley on December 24, 1981, in Warellda, New South Wales ... Son of Phil and Rose Pelley ... Majoring in information technology ... Lists Cal Ripken and David Eckstein as favorite sports personalities.

Michael Pelley's Career Statistics

Year	GP-GS	AB	R	H	2B	3B	HR	RBI	BB	K	SB-SBA	Avg.
2003	51-51	180	41	55	10	2	4	29	13	35	5-6	.306
1 Year	51-51	180	41	55	10	2	4	29	13	35	5-6	.306



Rob Recuenco

5-10 • 170 • Junior • INF • B:L T:R

Vancouver, B.C. • Oregon State

3

Slick-fielding infielder who will man second base for the Pirates in 2004. **PREVIOUS COLLEGE:** Played for one season at Oregon State University, hitting .244 with a .398 on-base percentage in 35 games for the Beavers. **JUNIOR COLLEGE:** Played for one season at North Idaho CC, hitting .336. **HIGH SCHOOL:** Attended St. Thomas More in New Westminster, B.C. ... Member of the British Columbia squad that captured the Gold at the 2001 Canada Games ... Was a teammate of AASU pitcher Leon Boyd on that squad. **PERSONAL:** Born Robert Recuenco on December 13, 1982, in Regina, Saskatchewan ... Hometown is Vancouver, B.C. ... Son of Myrna and Rene Recuenco ... Majoring in physical therapy ... Enjoys listening to music and working out ... Lists Alex Rodriguez and Nomar Garciaparra as favorite sports personalities.



Zach Shelnutt

6-0 • 180 • Senior • RHP • B:R T:R

Snellville, Ga. • South Gwinnett HS

17

Senior righthander who will again be a vital component of the Pirates' bullpen in 2004. **2003:** Pitched in a team-high 21 games, going 4-0 with an 0.91 ERA with five saves ... Allowed just 22 hits and seven walks in 29.2 innings pitched, striking out 18 ... Ranks third all-time with 13 career saves and is two away from breaking the all-time AASU record ... Picked up victory with 2.1 innings of one-hit ball over VSU on 4/3 ... Hurlled two shutout innings to pick up win over Michigan on 2/21 ... Was not scored upon in 18 of 21 appearances. **2002:** Went 5-2 with six saves and a 2.93 ERA in 23 games ... Ranked third in the PBC and 33rd nationally in saves ... Pitched a scoreless inning to pick up the win over No. 4 Kennesaw State on 4/20 ... Hurlled three perfect innings, striking out six, to save a 6-5 win over USC Aiken on 3/29. **2001:** Pitched in 15 games for the Pirates as a freshman ... Went 2-0 with two saves and a 3.38 ERA ... Hurlled 3 2/3 shutout innings of relief to pick up the victory over No. 9 Valdosta State on 4/10. **HIGH SCHOOL:** Three-year starter for South Gwinnett HS ... Career leader in wins (23) for the Comets ... Three-time All-County honoree and All-State honoree as a senior ... Hurlled two no-hitters in his career including school's only perfect game ever. **PERSONAL:** Born Robert Zachary Shelnutt on July 20, 1982, in Dekalb, Ga. ... Hometown is Snellville ... Son of Bart and Kelly Shelnutt ... Majoring in history ... Enjoys playing volleyball, golf, and listening to music ... Greg Maddux is a favorite sports personality.

Zach Shelnutt's Career Statistics

Year	GP-GS	W-L	Svs	CG	IP	H	R	ER	BB	SO	ERA
2001	15-0	2-0	2	0	29.1	32	16	11	10	29	3.38
2002	23-0	3-2	6	0	38.1	28	20	11	9	48	2.58
2003	21-0	4-0	5	0	29.2	22	5	3	7	18	0.91
3 Years	59-0	9-2	13	0	97.1	82	41	25	26	95	2.31



Heath Simmons

5-7 • 145 • Freshman • OF • B:L T:L

Twin City, Ga. • ECI

2

Freshman local product who had the region's fifth-highest batting average in 2004, hitting .531 as a high school senior. **HIGH SCHOOL:** Played for three seasons at Emanuel County Institute in Twin City, Ga. ... Earned All-Region and honorable mention All-Coastal Empire honors as a senior ... Hit .531 with six doubles, two triples, four home runs and 14 stolen bases ... Hit .429 over his career with 47 stolen bases ... Played for former AASU pitcher Greg Kennedy, an assistant coach with the Bulldogs. **PERSONAL:** Born Russell Heath Simmons on June 21, 1985, in Metter, Ga. ... Hometown is Twin City ... Son of Rusty and Wanda Simmons ... Majoring in sports medicine ... Enjoys hunting and fishing ... Lists Marcus Giles and Rafael Furcal as favorite sports personalities.



Josh Tallent

6-3 • 200 • Junior • RHP • B:R T:R

Soddy Daisy, Tenn. • Chattanooga State CC

31

Junior college hurler who joins the Pirates from Chattanooga State CC ... Throws consistently in the low 90s and will be an important right-handed arm out of the bullpen ... JC teammate of Dustin Thomas and Steven Kinney. **JUNIOR COLLEGE:** Pitched for one season at Chattanooga State CC, going 4-7 with a 2.98 ERA, striking out 53 batters in 66.1 innings pitched, while giving up just 55 hits ... As a freshman, pitched for Cleveland State JC. **HIGH SCHOOL:** Played for two seasons at Soddy Daily HS ... Earned second-team All-City honors for the Trojans. **PERSONAL:** Born Joshua Sharp Tallent on April 26, 1983 ... Hometown is Soddy Daisy, Tenn. ... Son of Beverly and Tom Tallent ... Majoring in economics ... Enjoys surfing ... Lists Barry Bonds and John Smoltz as favorite sports personalities.



Dustin Thomas

6-2 • 210 • Junior • INF • B:R T:R

Rockledge, Fla. • Chattanooga State CC

20

Third baseman who transfers into AASU from Chattanooga State CC, where he was a teammate of Josh Tallent and Steven Kinney. **JUNIOR COLLEGE:** Hit .378 with six home runs and 38 RBI as a sophomore at Chattanooga State CC ... Also recorded a .423 on-base percentage and a .596 slugging percentage ... Earned All-Conference and All-Region honors. **HIGH SCHOOL:** Played for four seasons at Rockledge HS ... Hit .380 as a senior, going 28-for-28 in stolen base attempts and earned first-team All-Space Coast and All-Conference honors, as well as second-team All-State honors. **PERSONAL:** Born Dustin Thomas on June 1, 1982, in Athens, Ohio ... Hometown is Rockledge, Fla. ... Son of Billy and Lorna Thomas ... Father, Billy, played baseball at Northern Iowa ... Majoring in communications ... Enjoys the rodeo.



Jon Troop

6-0 • 195 • Junior • LHP • B:L T:L

Sun Valley, Nev. • Feather River CC

30

Junior lefthander who returns to action after missing most of 2003 with elbow surgery ... Received a medical redshirt and will have two years of eligibility remaining for the Pirates. **2003:** Pitched in five games for the Pirates ... Went 0-0 with two saves and a 1.74 ERA ... Pitched four scoreless innings to record save over St. Andrews on 2/2 ... Picked up second save in 6-4 win over Lewis on 2/15. **JUNIOR COLLEGE:** Earned First-Team Golden Valley Conference honors both seasons at Feather River CC ... Went 5-4 with one save and a 1.64 ERA as a sophomore, the second-best ERA in the league and sixth-best in California JuCo ranks ... Went 7-3 with a 4.20 ERA as a freshman for the Golden Eagles. **HIGH SCHOOL:** Played two seasons for Sparks HS in Sparks, Nevada ... Earned Northern Nevada All-Conference honors twice for the Railroaders. **PERSONAL:** Born Jonathon Troop on August 24, 1982, in Reno, Nevada ... Hometown is Sun Valley ... Son of Tim and Annette Troop ... Majoring in economics ... Enjoys fishing and camping ... Pedro Martinez is a favorite sports personality.

Jon Troop's Career Statistics

Year	GP-GS	W-L	Svs	CG	IP	H	R	ER	BB	SO	ERA
2003	5-0	0-0	2	0	10.1	9	3	2	1	9	1.74
1 Year	5-0	0-0	2	0	10.1	9	3	2	1	9	1.74

2003 AASU Final Statistics

Hitting

NAME	G-GS	AB	R	H	BA	2B	3B	HR	RBI	TBSLG%	BB	SB-SBA	OAB%	
Dice	18-18	69	16	26	.377	6	1	2	16	40	.580	6	4-5	.436
Bennett	51-51	183	40	62	.339	16	4	6	47	104	.568	38	9-11	.449
Fletcher	50-50	187	34	62	.332	13	0	6	44	93	.497	18	2-4	.386
Stephens	43-35	131	27	42	.321	11	1	3	21	6	.489	10	10-11	.371
Brandenburg .	46-42	110	35	34	.309	2	0	0	16	36	.327	16	9-11	.476
M. Pelley	51-51	180	41	55	.306	10	2	4	29	81	.450	13	5-6	.390
McKinnon	51-51	190	46	55	.289	16	2	7	37	96	.505	16	10-11	.355
Swaim	50-46	150	33	41	.273	7	2	0	15	52	.347	27	5-8	.385
Griffin	9-2	11	2	3	.273	0	0	0	2	3	.273	2	0-0	.429
Graham	42-41	147	29	40	.272	8	0	6	35	66	.449	19	0-3	.357
Boaen	51-51	185	24	50	.270	11	0	1	33	64	.346	23	4-5	.350
Maddux	23-12	56	13	15	.268	5	0	3	9	29	.518	4	1-1	.317
Lendvoy	13-9	27	8	4	.143	1	0	0	3	5	.185	5	1-1	.342
AASU	51-51	1626	348	489	.301	106	12	38	307	733	.451	197	60-77	.389
Opponents ...	55-15	1600	169	378	.236	76	10	18	150	528	.330	137	37-59	.303

Pitching

NAME	G-GS	CG	W-L	S	ERA	IP	H	R	ER	BB	K	AB	BAA
Shelnutt	21-0	0	4-0	5	0.91	29.2	22	5	3	7	18	106	.208
Hart	16-3	0	3-2	2	1.32	41.0	36	8	6	11	35	153	.235
Troop	5-0	0	0-0	2	1.74	10.1	9	3	2	1	9	40	.225
Fletcher	5-0	0	0-1	0	2.38	11.1	7	5	3	1	16	39	.179
Morrison ...	15-15	2	6-4	0	2.61	82.2	62	29	24	44	94	300	.207
Smith	13-1	0	1-2	1	2.79	19.1	22	9	6	5	13	75	.293
Olson	16-15	6	10-4	0	2.96	112.2	112	57	37	19	84	428	.262
Dobyns	16-16	3	12-2	0	3.07	105.2	90	40	36	42	106	390	.231
Dice	8-1	0	0-0	0	5.79	18.2	18	13	12	7	13	69	.261
AASU	51-51	11	36-15	10	2.69	431.1	378	169	129	137	388	1600	.236
OPP	51-51	13	15-36	2	6.11	412.1	489	348	280	197	287	1626	.301



2003 AASU Baseball Season Results

DATE	DIV	W-L	PBC	REG.	SCORE	OPPONENT	PITCHER
2-1	II	1-0		1-0	11-2	St. Andrews	Morrison (W 1-0)
2-1	II	2-0		2-0	15-6	St. Andrews	Olson (W 1-0)
2-2	II	3-0		3-0	12-3	St. Andrews	Dobyns (W 1-0)
2-8	II	4-0			18-0	Mars Hill	Morrison (W 2-0)
2-8	II	5-0			6-1	Mars Hill	Olson (W 2-0)
2-9	II	6-0			11-1	Mars Hill	Dobyns (W 2-0)
2-15	II	7-0			6-4	Lewis	Morrison (W 3-0)
2-15	II	8-0			10-0	Lewis	Olson (W 3-0)
2-16	II	9-0			10-1 (5 inn.)	Lewis	Dobyns (W 3-0)
2-21	I	10-0			11-4	&Michigan	Shelnutt (W 1-0)
2-23	I	10-1			4-12	&Georgia Tech	Dobyns (L 3-1)
2-27	II	11-1			19-4	*Mercyhurst	Morrison (W 4-0)
2-28	II	12-1			3-0	*Mercyhurst	Olson (W 4-0)
3-2	II	13-1			10-1	*Gannon	Smith (W 1-0)
3-3	II	14-1			9-0	*Gannon	Dobyns (W 4-1)
3-8	II	15-1	1-0	4-0	3-2	+Augusta State	Olson (W 5-0)
3-9	II	16-1	2-0	5-0	6-5	+Augusta State	Shelnutt (W 2-0)
3-9	II	17-1	3-0	6-0	2-1	+Augusta State	Morrison (W 5-0)
3-12	II	18-1			16-1	*SIU Edwardsville	Hart (W 1-0)
3-15	II	18-2	3-1	6-1	5-9	+at North Florida	Olson (L 5-1)
3-16	II	19-2	4-1	7-1	8-1	+at North Florida	Dobyns (W 5-1)
3-16	II	19-3	4-2	7-2	0-6	+at North Florida	Morrison (L 5-1)
3-18	II	19-4			2-4	*Kutztown	Smith (L 1-1)
3-22	II	19-5	4-3	7-3	2-4	+Columbus State	Olson (L 5-2)
3-23	II	20-5	5-3	8-3	7-2	+Columbus State	Dobyns (W 6-1)
3-23	II	21-5	6-3	9-3	4-0	+Columbus State	Morrison (W 6-1)
3-29	II	22-5	7-3	10-3	11-3	+USC Aiken	Dobyns (W 7-1)
3-29	II	22-6	7-4	10-4	1-5 (12 inn.)	+USC Aiken	Hart (L 1-1)
3-30	II	23-6	8-4	11-4	11-5	+USC Aiken	Olson (W 6-2)
4-3	II	24-6			6-3	Valdosta State	Shelnutt (W 3-0)
4-5	II	24-7	8-5	11-5	3-6	+Francis Marion	Olson (L 6-3)
4-6	II	25-7	9-5	12-5	7-6	+Francis Marion	Dobyns (W 8-1)
4-6	II	26-7	10-5	13-5	3-2 (10 inn.)	+Francis Marion	Hart (W 2-1)
4-12	II	27-7	11-5	14-5	6-5	+at USC Spartanburg	Olson (W 7-3)
4-13	II	28-7	12-5	15-5	5-4	+at USC Spartanburg	Hart (W 3-1)
4-13	II	29-7	13-5	16-5	2-0	+at USC Spartanburg	Dobyns (W 9-0)
4-15	II	29-8			0-4	at Valdosta State	Fletcher (L 0-1)
4-18	II	30-8	14-5	17-5	6-3	+at Kennesaw State	Olson (W 8-3)
4-19	II	31-8	15-5	18-5	5-0	+at Kennesaw State	Dobyns (W 10-1)
4-19	II	31-9	15-6	18-6	3-6	+at Kennesaw State	Morrison (L 6-2)
4-26	II	31-10	15-7	18-7	5-6 (10 inn.)	+at GC&SU	Hart (L 3-2)
4-26	II	31-11	15-8	18-8	2-3	+at GC&SU	Smith (L 1-2)
4-27	II	32-11	16-8	19-8	11-2	+at GC&SU	Dobyns (W 11-1)
5-3	II	33-11	17-8	20-8	18-3	+at UNC Pembroke	Olson (W 9-3)
5-3	II	34-11	18-8	21-8	8-4	+at UNC Pembroke	Shelnutt (W 4-0)
5-4	II	34-12	18-9	21-9	0-2	+at UNC Pembroke	Morrison (L 6-3)
5-8	II	35-12	19-9	22-9	7-1	+Lander	Olson (W 10-3)
5-9	II	36-12	20-9	23-9	5-1	+Lander	Dobyns (W 12-1)
5-9	II	36-13	20-10	23-10	1-3	+Lander	Morrison (L 6-4)
5-15	II	36-14			6-9	Svs. Kennesaw State	Olson (L 10-4)
5-16	II	36-15			6-9	Svs. Francis Marion	Dobyns (L 12-2)

& = 2003 Memorial Health Diamond Classic; * = 2003 Savannah Invitational; + = Peach Belt Conference
 § = 2003 NCAA Division II South Atlantic Regional (Jacksonville, Fla.)



Final Collegiate Baseball DII Polls

1988

1. Florida Southern
2. Cal. St.-Sacramento
3. Jacksonville State
4. **Armstrong State**
5. New Haven
6. Lewis
7. Tampa
8. Columbus
9. Delta State
10. Cal. Poly-Pomona
11. Mankato State
12. Central Missouri St.
13. Mansfield
14. Troy State
15. Indiana (Pa.)
16. Lowell
17. UC Riverside
18. St. Thomas
19. Quinnipiac
20. Cal. Poly-SLO
21. Slippery Rock
22. Norfolk State
23. CS Chico
24. St. Joseph's
25. Eckerd
26. CS Los Angeles
27. Florida Atlantic
28. SIU-Edwardsville
29. Adelphi
30. Kentucky Wesleyan

1990

1. **Armstrong State**
2. New Haven
3. Florida Southern
4. Indiana (Pa.)
5. SIU-Edwardsville
6. Tampa
7. UC Davis
8. CS Northridge
9. Lewis
10. Rollins
11. Norfolk State
12. Sacred Heart
13. UC Riverside
14. Central Missouri St.
15. Missouri Southern
16. Troy State
17. Columbus
18. Jacksonville State
19. South Dakota State
20. Mankato State
21. Northern Kentucky
22. Ferris State
23. Philadelphia Textile
24. American Int'l
25. Merrimack
26. North Alabama
27. Sonoma State
28. NW Missouri State
29. Chapman
30. Florida Atlantic

1992

1. Tampa
2. Mansfield
3. Florida Southern
4. Cal. Poly-SLO
5. Missouri Southern
6. USC Aiken
7. Lewis
8. **Armstrong State**
9. UC Riverside
10. Livingstone
11. North Alabama
12. Shippensburg
13. Florida Tech
14. Southern Indiana
15. Missouri-St. Louis
16. Sonoma State
17. Sacred Heart
18. Columbus
19. SIU-Edwardsville
20. Longwood
21. South Dakota State
22. Valdosta State
23. Springfield
24. UC Davis
25. Troy State
26. Adelphi
27. Slippery Rock
28. St. Rose
29. Cameron
30. Florida Atlantic
- UT-Martin

1994

1. Central Missouri St.
2. Florida Southern
3. Lewis
4. Delta State
5. **Armstrong State**
6. Mansfield
7. UC Riverside
8. Springfield
9. UC Davis
10. North Florida
11. CS Dominguez Hills
- Tampa
- Central Oklahoma
- Georgia College
- Southern Indiana
- Edinboro
- Columbus
18. Cal. Poly-SLO
- South Dakota State
20. St. Rose
21. Rollins
22. Missouri-St. Louis
23. Wingate
- Mercyhurst
- Southern Colorado
26. North Alabama
27. Jacksonville State
- Adelphi
29. Grand Valley State
30. New Haven

1989

1. **Armstrong State**
2. Jacksonville State
3. New Haven
4. Cal. Poly-SLO
5. Rollins
6. Central Missouri St.
7. Florida Southern
8. Lewis
9. North Alabama
10. Slippery Rock
11. Tampa
12. Cal. St.-Sacramento
13. Northern Kentucky
14. San Francisco State
15. Columbus
16. Mankato State
17. Delta State
18. SIU-Edwardsville
19. CS Northridge
20. Eckerd
21. Shippensburg
22. NW Missouri State
23. Troy State
24. Springfield
25. Bellarmine
26. West Georgia
27. Norfolk State
28. Adelphi
29. Metropolitan State
30. Southern Indiana

1991

1. Florida Southern
2. Jacksonville State
3. Delta State
4. UC Riverside
5. Mo. So. State
6. Longwood
7. SIU Edwardsville
8. Lewis
9. North Alabama
10. American Int'l.
11. Cal. Poly-SLO
12. **Armstrong State**
13. North Alabama
14. Troy State
15. Sonoma State
16. UMass Lowell
17. Slippery Rock
18. Regis
- Florida Tech
20. Sacred Heart
21. Cal. Poly Pomona
22. Mercyhurst
23. Central Missouri St.
24. New Haven
25. Livingstone
26. USC Spartanburg
- Lewis
28. CS Stanislaus
29. St. Cloud State
30. St. Joseph's

1993

1. Tampa
2. Cal. Poly-SLO
3. Troy State
4. Mansfield
5. USC Aiken
6. North Alabama
7. UC Davis
8. Missouri-St. Louis
9. Adelphi
10. Florida Atlantic
11. **Armstrong State**
12. Slippery Rock
13. Rollins
14. North Dakota
- Florida Southern
16. Southern Indiana
17. Valdosta State
18. South Dakota State
19. Francis Marion
20. Jacksonville State
21. Cal. Poly Pomona
22. Springfield
23. New Haven
24. Mesa State
25. Central Missouri St.
26. Mankato State
27. Longwood
28. Emporia State
29. Sacred Heart
30. Lewis

1995

1. Florida Southern
2. Georgia College
3. Central Missouri St.
4. Valdosta State
5. North Alabama
6. Wingate
7. UC Riverside
8. Tampa
9. Bloomsburg
10. Kennesaw State
11. North Florida
- Ashland
13. Delta State
14. Missouri Southern
15. Mansfield
16. New Haven
17. UC Davis
18. Lewis
19. UMass Lowell
20. St. Joseph's
21. Barry
22. Mercyhurst
23. Columbus
24. San Francisco State
25. St. Rose
26. Saint Leo
27. South Dakota State
28. Missouri-St. Louis
29. Adelphi
30. SIU-Edwardsville



Final Collegiate Baseball DII Polls



1996

1. Kennesaw State
2. St. Joseph's
3. Delta State
4. Tampa
5. Missouri-St. Louis
6. Adelphi
7. Columbus
8. Southern Colorado
9. Florida Southern
10. Mercyhurst
11. Abilene Christian
12. Shippensburg
13. Lewis
14. UC Riverside
15. Central Missouri St.
16. Alabama-Huntsville
17. Cal State Chico
18. Saint Leo
19. Mankato State
20. Lincoln Memorial
21. Mount Olive
22. North Alabama
23. Merrimack
24. Slippy Rock
25. CS Dominguez Hills
26. Wingate
27. New Haven
28. Fort Hays State
29. North Dakota State
30. Georgia College

1998

1. Tampa
2. Kennesaw State
3. West Georgia
4. Cal State Chico
5. Central Missouri St.
6. Alabama-Huntsville
7. St. Joseph's
8. SIU-Edwardsville
9. Barry
10. Delta State
11. North Alabama
12. Indianapolis
13. Millersville
14. Fort Hays State
15. Florida Southern
16. Mount Olive
17. Missouri-St. Louis
18. Columbus State
19. **Armstrong Atlantic**
20. Presbyterian
21. North Florida
22. New Haven
23. UMass Lowell
24. West Virginia State
25. A&M Kingsville
26. Slippy Rock
27. Sonoma State
28. Central Oklahoma
29. Saint Leo
30. Queens (N.Y.)
Abilene Christian

2000

1. SE Oklahoma
2. Fort Hays State
3. North Florida
4. Cal State Chico
5. Delta State
6. Georgia C&SU
Indianapolis
8. Slippy Rock
9. Central Missouri St.
10. Gardner-Webb
11. Florida Southern
12. Tampa
13. Rockhurst
14. Abilene Christian
15. Mount Olive
16. Millersville
17. Kennesaw State
18. North Alabama
19. Alabama-Huntsville
20. Montevallo
21. Quincy
22. Texas Wesleyan
23. Grand Canyon
24. Columbus State
25. **Armstrong Atlantic**
26. Saginaw Valley St.
27. Saint Leo
28. Saint Rose
29. Shippensburg
30. Minn.-St. Mankato
West Virginia State

2002

1. Columbus State
2. Cal State Chico
3. Central Missouri St.
4. Delta State
5. Kennesaw State
6. UMass-Lowell
7. Abilene Christian
8. Ashland
9. Florida Southern
10. North Florida
11. Central Oklahoma
12. Kutztown
13. Tampa
14. GC&SU
15. Valdosta State
16. Rollins
17. Southern Arkansas
18. Alabama-Huntsville
19. Southern Colorado
20. USC Aiken
21. Northern Kentucky
22. Mesa State
23. North Alabama
24. Grand Canyon
25. Fort Hays State
26. Concordia (N.Y.)
27. Carson-Newman
28. Saginaw Valley State
29. Shepherd
30. Minn.-St. Mankato

1997

1. Cal State Chico
2. Central Oklahoma
3. Tampa
4. Kennesaw State
5. Florida Southern
6. Central Missouri St.
7. GC&SU
8. Mount Olive
9. SIU Edwardsville
10. Fort Hays State
11. North Florida
12. North Alabama
13. Quincy
14. Alabama-Huntsville
15. Mercyhurst
16. Elon
17. Mesa State
18. UC Riverside
19. Adelphi
20. Slippy Rock
21. Shepherd
22. Delta State
23. Saint Leo
24. Pittsburg State
25. West Georgia
26. UMass-Lowell
27. Indianapolis
28. Southern Colorado
29. Valdosta State
30. Mansfield

1999

1. Cal State Chico
2. Kennesaw State
3. West Virginia State
4. North Alabama
5. North Florida
6. Rockhurst
7. SE Oklahoma State
8. Carson-Newman
9. Florida Southern
10. **Armstrong Atlantic**
11. Alabama-Huntsville
12. Adelphi
13. Delta State
14. Mount Olive
15. Ashland
16. Quincy
17. Columbus State
18. Pittsburg State
19. Central Missouri St.
20. UMass-Lowell
21. Sonoma State
22. Saint Leo
23. Kutztown
24. Lander
25. Slippy Rock
26. St. Joseph's
27. Mesa State
28. Indianapolis
29. Abilene Christian
30. GC&SU
Missouri-St. Louis
Shippensburg

2001

1. St. Mary's (Tex.)
2. Central Missouri St.
3. North Florida
Delta State
5. Tampa
6. Kennesaw State
7. Sonoma State
8. Alabama-Huntsville
9. Abilene Christian
10. GC&SU
11. SIU Edwardsville
12. Indianapolis
13. UMass-Lowell
14. Central Oklahoma
15. **Armstrong Atlantic**
16. Kutztown
17. Southern Arkansas
18. Lander
19. Saint Leo
20. Valdosta State
21. Florida Southern
22. Columbus State
23. Minn.-St. Mankato
24. Lenoir-Rhyne
25. NM Highlands
26. Southern Colorado
27. Slippy Rock
- Wayne State (Neb.)
- Missouri Southern
30. Mesa State
Belmont Abbey
CS San Bernardino
Fort Hays State

2003

1. Central Missouri St.
2. Tampa
3. Kennesaw State
4. Delta State
5. North Florida
6. Florida Southern
7. Franklin Pierce
8. Abilene Christian
9. **Armstrong Atlantic**
10. Central Oklahoma
11. Grand Valley State
12. Slippy Rock
13. UC Davis
14. Sonoma State
Missouri-St. Louis
16. Southeastern Okla.
17. Fort Hays State
18. Francis Marion
19. West Florida
20. Western Oregon
21. Southern Arkansas
22. Columbus State
23. Cal State Chico
24. UMass-Lowell
25. Indianapolis
26. Nova Southeastern
27. Lynn
Rockhurst
29. Shippensburg
30. Southern Colorado

2004 Collegiate Baseball Magazine NCAA Division II Poll

Rank	School	2003 Record	Points	Final 2003 Rank
1.	Central Missouri State	51-7	632	1
	Tampa	45-18	632	2
3.	North Florida	39-18	598	5
4.	Kennesaw State	40-18	582	3
	Florida Southern	44-13	582	6
6.	Abilene Christian	45-20	572	8
7.	Delta State	52-10	534	4
8.	Armstrong Atlantic State	36-15	530	9
9.	Sonoma State	46-15-1	518	T14
10.	Missouri-St. Louis	39-15	490	T14
	Central Oklahoma	44-13	490	10
12.	Fort Hays State	45-15	446	17
13.	Slippery Rock	48-13	436	12
14.	Colorado State-Pueblo	42-16	414	30
15.	Francis Marion	30-20	392	18
16.	Alabama-Huntsville	31-23	388	RV
17.	Georgia College & State University	29-22	368	RV
18.	Western Oregon	40-15	352	20
19.	Grand Valley State	41-14-1	348	11
20.	Shippensburg	34-21	344	29
21.	Southern Arkansas	38-17	332	21
22.	Columbus State	33-20	320	22
23.	Southeastern Oklahoma	38-15	308	16
24.	Cal State Chico	36-18	302	23
25.	St. Mary's (Texas)	37-18	224	NR
26.	UMass-Lowell	32-12	210	24
27.	Indianapolis	39-21	208	25
28.	Valdosta State	37-18	196	RV
29.	Northwest Missouri State	36-17	162	RV
30.	Franklin Pierce	32-17	156	7
31.	Pfeiffer	33-17	150	RV
32.	Ashland	37-20	148	RV
33.	Rockhurst	34-18	136	T27
34.	Augusta State	30-21	96	RV
35.	Lynn	35-20	92	T27
36.	Kutztown	25-15	90	RV
37.	Wayne State (Neb.)	26-13	78	RV
38.	Rollins	29-24	60	NR
39.	North Alabama	25-15	58	NR
40.	USC Aiken	30-24	42	NR

Also Receiving Votes: Weest Virginia State 34, SIU Edwardsville 30, Barton 20, Mount Olive 16, CS-Dominguez Hills 8, Mesa State 6, Lander 4, Southern Connecticut State 2, Wisconsin-Parkside 2, Anderson (S.C.) 2, Saginaw Valley State 2, Tusculum 1, Carson-Newman 1, Nova Southeastern 1, St. Rose 1, Concordia (N.Y.) 1, Minnesota-Duluth 1, Emporia State 1, Augustana (S.D.) 1

AASU Among Attendance Leaders



For a second-straight season, the Pirates ranked among the top drawing NCAA Division II teams in both total and average attendance per game. AASU, who led the nation in total attendance in 2002 with 14,516 total fans coming to watch the Pirates, drew 7,886 fans for its 25 home dates, including the 2003 Memorial Health Diamond Classic in which more than 4,000 people visited Historic Grayson Stadium in midtown Savannah to watch AASU, Michigan, Rider and Georgia Tech play.

The 7,886 total fans were the third-most in NCAA Division II behind only North Florida (8,503) and Valdosta State (7,936).

The Pirates averaged 315 fans per date, sixth-best in NCAA Division II behind Mesa State (397), Cal State Chico (358), Delta State (337), St. Anselm (331) and Valdosta State (317).

The Pirates will have 32 home dates in 2004, including the 2004 Diamond Classic at Historic Grayson Stadium, which this year features three teams ranked in the Top 10 in NCAA Division II - AASU, Florida Southern and Missouri-St. Louis.

3,115 fans watched the Pirates defeat the University of Georgia, 7-6, in 11 innings at the 2002 Memorial Health Diamond Classic on February 24, 2002.



2003 Division II Total Attendance Leaders

Team	Dates	Total Attendance	Average
North Florida	31	8,503	274
Valdosta State	25	7,936	317
Armstrong Atlantic State	25	7,886	315
St. Mary's (Texas)	27	7,232	268
Mesa State	17	6,745	397
Central Missouri State	23	6,554	285
Cal State Chico	18	6,446	358
Delta State	19	6,405	337
USC Aiken	32	6,257	196
Saint Leo	27	6,247	231

Top Five All-Time DII Regular-Season Attendance Dates

- 3352, Mesa State (2) vs. Fort Hays State (5), May 2, 2003
Suplizio Field, Grand Junction, Colo.
- 3115, *Armstrong Atlantic State (7) vs. Georgia (6) (11 inn.), Feb. 24, 2002*
Grayson Stadium, Savannah, Ga.
- 2949, Mesa State (8) vs. Southern Colorado (5), April 9, 2002
Suplizio Field, Grand Junction, Colo.
- 2899, Mesa State (12) vs. Fort Hays State (6), April 20, 2001
Suplizio Field, Grand Junction, Colo.
- 2426, *Armstrong Atlantic State (4) vs. Georgia Tech (12), Feb. 23, 2003*
Grayson Stadium, Savannah, Ga.



2003 DII National Championships

2003 NCAA Division II Regional Recap

Region	Seed	Record	Team	Finish	Final Record
South Atlantic	1	37-16	North Florida	2	39-18
	2	36-13	AASU	4	36-15
	3	33-16	Kennesaw State	1	40-18
	4	29-18	Francis Marion	3	30-20

Results: May 15: Kennesaw State 9, AASU 6; North Florida 7, Francis Marion 6. **May 16:** Francis Marion 9, AASU 6; Kennesaw State 8, North Florida 7. **May 17:** North Florida 10, Francis Marion 0; Kennesaw State 4, North Florida 1. **Kennesaw State advances.**

South	1	42-11	Florida Southern	2	44-13
	2	38-16	Tampa	1	45-18
	3	27-24	Presbyterian	4	27-26
	4	33-18	Tusculum	3	34-20

Results: May 15: Tampa 11, Presbyterian 3; Florida Southern 8, Tusculum 5. **May 16:** Tusculum 7, Presbyterian 6; Florida Southern 6, Tampa 5; Tampa 8, Tusculum 2. **May 17:** Tampa 6, Florida Southern 0; Tampa 10, Florida Southern 4. **Tampa advances.**

South Central	1	49-8	Delta State	2	51-10
	2	43-11	Central Oklahoma	3	44-13
	3	42-18	Abilene Christian	1	45-20
	4	38-13	Southeastern Okla. State	4	38-15

Results: May 15: Abilene Christian 9, Central Okla. 5; Delta State 8, SE Oklahoma St. 8. **May 16:** Central Okla. 12, SE Oklahoma St. 8; Abilene Christian 14, Delta State 5; Delta State 18, Central Oklahoma 8. **May 18:** Abilene Christian 13, Delta State 10. **Abilene Christian advances.**

North Atlantic	1	44-10	Slippery Rock	1	48-13
	2	32-11	West Chester	4	32-13
	3	29-20	Shippensburg	2	31-22
	4	24-13	Kutztown	3	25-15

Results: May 15: Shippensburg 4, West Chester 0; Slippery Rock 3, Kutztown 1. **May 16:** Kutztown 3, West Chester 0; Shippensburg 2, Slippery Rock 1; Slippery Rock 2, Kutztown 1. **May 17:** Slippery Rock 10, Shippensburg 1; Slippery Rock 7, Shippensburg 6. **Slippery Rock advances.**

Northeast	1	30-10	UMass-Lowell	2	32-12
	2	29-9	Dowling	4	29-11
	3	27-15	Franklin Pierce	1	30-15
	4	26-10	New Haven	3	27-12

Results: May 15: Franklin Pierce 4, Dowling 2; New Haven 2, UMass-Lowell 1. **May 16:** UMass-Lowell 7, Dowling 3, Franklin Pierce 3, New Haven 2; UMass-Lowell 8, New Haven 3. **May 17:** Franklin Pierce 5, UMass-Lowell 3. **Franklin Pierce advances.**

North Central	1	39-13	Missouri-St. Louis	4	39-15
	2	37-12-1	Grand Valley State	1	41-14-1
	3	37-20	Indianapolis	2	39-22
	4	36-18-1	Ashland	3	37-20-1

May 16: Ashland 5, Missouri-St. Louis 4 (12); Grand Valley St. 4, Indianapolis 3. **May 17:** Indianapolis 7, Missouri-St. Louis 4; Grand Valley St. 3, Ashland 2 (11); Indianapolis 1, Ashland 0. **May 18:** Grand Valley St. 12, Indianapolis 7. **Grand Valley St. advances.**

Central	1	44-7	Central Missouri State	1	51-7
	2	29-15	Rockhurst	2	31-17
	3	35-15	Northwest Missouri State	3	36-17
	4	36-11	Minnesota Duluth	4	36-13

Results: May 15: Rockhurst 16, NW Missouri St. 3; Central Missouri State 12, Minnesota Duluth 8. **May 16:** NW Missouri St. 5, Minnesota Duluth 3. **May 17:** Central Missouri State 11, Rockhurst 7; Rockhurst 7, NW Missouri St. 4. **May 18:** Central Missouri State 13, Rockhurst 1. **Central Missouri State advances.**

West	1	44-13-1	Sonoma State	2	46-15-1
	2	44-13	Fort Hays State	3	45-15
	3	40-13	Western Oregon	4	40-15
	4	32-22	UC Davis	1	36-24

Results: May 15: UC Davis 12, Sonoma State 8; Fort Hays State 9, Western Oregon 8. **May 17:** Sonoma State 10, Western Oregon 4; UC Davis 3, Fort Hays State 0; Sonoma State 4, Fort Hays State 3. **May 17:** UC Davis 5, Sonoma State 0. **UC Davis advances.**



NCAA 2003 Division II Baseball National Championship Results

**Montgomery,
Alabama
May 24-31**

**Hosted by
Valdosta State
University**

Saturday, May 24

Franklin Pierce 2, Slippery Rock 1
CMSU 3, Grand Valley St. 2

Sunday, May 25

Kennesaw State 9, UC Davis 5
Tampa 14, Abilene Christian 2

Monday, May 26

Grand Valley St. 9, Slippery Rock 8
CMSU 11, Franklin Pierce 4

Tuesday, May 27

UC Davis 5, Abilene Christian 3
Tampa 6, Kennesaw State 0

Wednesday, May 28

Kennesaw St. 8, Grand Valley 5
Franklin Pierce 5, UC Davis 3

Thursday, May 29

Tampa 18, Franklin Pierce 9
CMSU 6, Kennesaw St. 5 (13)

**Saturday, May 31
Championship**

CMSU 11, Tampa 4



The Pirates led the Peach Belt in team ERA and scoring from 1992 to 1994



2003 NCAA Division II All-America Teams

Pos.	First Team	Second Team	Third Team
1B	Chad Fox Southeastern Okla. St.	Cam Houston Fort Hays State	Mike Clohessy St. Thomas Aquinas
2B	Brad Church Mount Olive	Brian Foy Wayne State (Neb.)	Alan Reichl Slippery Rock
3B	Ben Tinius Fort Hays State	Zach Norman Central Missouri State	John Rogers Central Oklahoma
SS	Mike Aviles Concordia (N.Y.)	Mike Spry Shepherd	Gene Reynolds Tampa
INF	Guy O'Connell Tusculum	Joe Strada Central Missouri State	Ryan Hill St. Mary's (Texas)
C	Joey Reiman Grand Canyon	John Spencer Wingate	Nick Zodrow Northeastern State
OF	Ashley Farr USC Aiken	Sammy Watson Valdosta State	Jim Reiter Missouri-St. Louis
OF	Tim Battaglia Minnesota-Duluth	Doug Vroman New Haven	Joe Gevas CSU-Dominguez Hills
OF	Jeff Millsaps North Florida	Trevor Allen Northern Colorado	Joe Neidrick Slippery Rock
OF	Jud Thigpen Delta State	Jon Love Kennesaw State	Marcelino Escalante Abilene Christian
DH	Tracy Geffre Southern Arkansas	Phil Delich Northern Colorado	Steve Parrish Mount Olive
P	Brandon DeJaynes Quincy	Skip Weast Central Oklahoma	Steve Norris Slippery Rock
P	Matt Weagle Franklin Pierce	Travis McCarter Wayne State (Neb.)	Scott Taylor CSU Stanislaus
P	Jon Dobyms Armstrong Atlantic State	Kyle Ruwe Nova Southeastern	Steve Bray New Haven
P	Eric Beattie Tampa	Adam Bass Alabama-Huntsville	Grant Reynolds Kennesaw State
RP	Jeremy Noegel West Florida	Justin Cerrato North Florida	Dan Clement Southern Colorado

DII National Player of the Year: Mike Aviles, Concordia (N.Y.)

DII National Pitcher of the Year: Brandon DeJaynes, Quincy

NCAA Division II Region Coaches of the Year

North Atlantic: Jeff Messer, Slippery Rock

North Central: Steve Lyon, Grand Valley St.

South Central: Britt Bonneau, Abilene Christian

South: Joe Urso, Tampa

Northeast: Jayson King, Franklin Pierce

Central: Brad Hill, Central Missouri State

South Atlantic: Mike Sansing, Kennesaw St.

West: Rex Peters, UC Davis

DII National Coach Of The Year: Brad Hill, Central Missouri State



2003 South Atlantic Region Team

First Team

Pos.	Name	School
1B	Taylor Groce	Columbus State
2B	Brad Church	Mount Olive
3B	Brett Smagala	Erskine
SS	Mark Schleicher	Pfeiffer
INF	Jason Catlin	St. Andrews
C	Craig Hurba	Mount Olive
OF	Ashley Farr	USC Aiken
OF	Clint Keown	USC Aiken
OF	Jeff Millsaps	North Florida
OF	Jon Love	Kennesaw State
DH	Steve Parrish	Mount Olive
P	Jon Dobyms	Armstrong Atlantic State
P	Erin Jones	Francis Marion
P	Grant Reynolds	Kennesaw State
P	Robert Burris	North Florida
RP	Justin Cerrato	North Florida

Second Team

Pos.	Name	School
1B	Milton Redd	Shaw
2B	Demetrick Drumming	USC Aiken
3B	Jose Leger	GC&SU
SS	Jason Weaver	Francis Marion
INF	Mark Gardner	Limestone
C	Andrew Ginther	Columbus State
OF	Josh Cobb	Belmont Abbey
OF	William Sanders	Shaw
OF	Matt May	Augusta State
OF	Jason Ratliff	Anderson
DH	John Graham	Augusta State
P	Brian Corbett	Mount Olive
P	Greg Tucker	Pfeiffer
P	Carlton Tucker	Virginia State
P	Jeremy Olson	Armstrong Atlantic State
RP	Nick Wates	Anderson

South Atlantic Region Position Player of the Year

Ashley Farr, USC Aiken

South Atlantic Region Pitcher of the Year

Jon Dobyms, Armstrong Atlantic State

South Atlantic Region Coach of the Year

Mike Sansing, Kennesaw State



NCAA II Regional Seedings, 1988-1991

1988

South Atlantic

- 1-Armstrong State
- 2-Columbus
- 3-Norfolk State
- 4-Kentucky Wesleyan

South

- 1-Florida Southern
- 2-Tampa

South Central

- 1-Delta State
- 2-Central Missouri
- 3-Troy State
- 4-Jacksonville State

Northeast

- 1-U. Mass.-Lowell
- 2-Quinnipiac
- 3-New Haven
- 4-Mansfield

North Central

- 1-Indiana (PA)
- 2-Mankato State
- 3-St. Joseph's (IN)
- 4-Lewis

West

- 1-Cal. State-Sacramento
- 2-Cal. Poly-Pomona

1989

South Atlantic

- 1-Armstrong State
- 2-Northern Kentucky
- 3-Bellarmine

South

- 1-Florida Southern
- 2-Tampa
- 3-Rollins

South Central

- 1-North Alabama
- 2-Jacksonville State
- 3-Delta State

North Atlantic

- 1-Slippery Rock
- 2-Norfolk State
- 3-Shippensburg

Northeast

- 1-New Haven
- 2-Springfield
- 3-Adelphi

North Central

- 1-Lewis
- 2-Mankato State
- 3-Southern Indiana

Central

- 1-Central Missouri
- 2-SIU-Edwardsville
- 3-N. W. Missouri State

West

- 1-Cal. State-Sacramento
- 2-Cal. Poly-San Luis Obispo
- 3-San Francisco State

1990

South Atlantic

- 1-Armstrong State
- 2-Columbus
- 3-Northern Kentucky

South

- 1-Florida Southern
- 2-Rollins
- 3-Tampa

South Central

- 1-Jacksonville State
- 2-Troy State
- 3-Missouri Southern State

North Atlantic

- 1-Indiana (PA)
- 2-Philadelphia Textile
- 3-Norfolk State

Northeast

- 1-New Haven
- 2-Sacred Heart
- 3-Merimack

North Central

- 1-Lewis
- 2-Mankato State
- 3-Ferris State

Central

- 1-SIU-Edwardsville
- 2-Central Missouri
- 3-South Dakota State

West

- 1-Cal. State-Northridge
- 2-UC-Riverside
- 3-UC-Davis

1991

South Atlantic

- 1-Armstrong State
- 2-Longwood
- 3-North Alabama

South

- 1-Florida Southern
- 2-Tampa
- 3-Florida Tech

South Central

- 1-Delta State
- 2-Jacksonville State
- 3-Troy State

North Atlantic

- 1-Slippery Rock
- 2-Mercyhurst
- 3-Shippensburg

Northeast

- 1-American International
- 2-U. Mass.-Lowell
- 3-Sacred Heart

North Central

- 1-St. Joseph's (IN)
- 2-St. Cloud
- 3-SIU-Edwardsville

Central

- 1-Missouri Southern State
- 2-Central Missouri
- 3-Regis (CO)

West

- 1-Cal. Poly-San Luis Obispo
- 2-Sonoma State
- 3-UC-Riverside

NCAA II Regional Seedings, 1992-1999



1992

South Atlantic

- 1-Armstrong State
- 2-USC Aiken
- 3-Florida Tech

South

- 1-Florida Southern
- 2-Tampa
- 3-Valdosta State

South Central

- 1-Livingston
- 2-North Alabama
- 3-Columbus

North Atlantic

- 1-Mansfield
- 2-Longwood
- 3-Shippensburg

Northeast

- 1-Sacred Heart
- 2-Adelphi
- 3-Springfield

North Central

- 1-Lewis
- 2-Southern Indiana
- 3-South Dakota State

Central

- 1-Missouri Southern State
- 2-SIU-Edwardsville
- 3-Missouri-St. Louis

West

- 1-Cal. Poly-San Luis Obispo
- 2-Sonoma State
- 3-UC-Riverside

1993

South Atlantic

- 1-USC Aiken
- 2-Armstrong State
- 3-Francis Marion

South

- 1-Tampa
- 2-Florida Atlantic
- 3-Rollins

South Central

- 1-North Alabama
- 2-Troy State
- 3-Valdosta State

North Atlantic

- 1-Slippery Rock
- 2-Mansfield
- 3-Longwood

Northeast

- 1-New Haven
- 2-Springfield
- 3-Adelphi

North Central

- 1-Southern Indiana
- 2-South Dakota State
- 3-North Dakota

Central

- 1-Emoria State
- 2-Mesa State
- 3-Missouri-St. Louis

West

- 1-UC-Davis
- 2-Cal. Poly-San Luis Obispo
- 3-Cal. Poly-Pomona

1994

South Atlantic

- 1-Armstrong State
- 2-USC Aiken
- 3-Florida Tech

South

- 1-Florida Southern
- 2-Tampa
- 3-Valdosta State

South Central

- 1-Livingston
- 2-North Alabama
- 3-Columbus

North Atlantic

- 1-Mansfield
- 2-Longwood
- 3-Shippensburg

Northeast

- 1-Sacred Heart
- 2-Adelphi
- 3-Springfield

North Central

- 1-Lewis
- 2-Southern Indiana
- 3-South Dakota State

Central

- 1-Missouri Southern State
- 2-SIU-Edwardsville
- 3-Missouri-St. Louis

West

- 1-Cal. State-San Luis Obispo
- 2-Sonoma State
- 3-UC-Riverside

1995

South Atlantic

- 1-Kennesaw State
- 2-Wingate
- 3-Georgia College

South

- 1-North Florida
- 2-Florida Southern
- 3-Tampa

South Central

- 1-Valdosta State
- 2-Delta State
- 3-North Alabama

North Atlantic

- 1-Mansfield
- 2-Mercyhurst
- 3-Bloomsburg

Northeast

- 1-U. Mass-Lowell
- 2-St. Rose
- 3-New Haven

North Central

- 1-St. Joseph's (IN)
- 2-Ashland (OH)
- 3-Lewis

Central

- 1-Central Missouri
- 2-Missouri Southern
- 3-South Dakota State

West

- 1-UC-Riverside
- 2-San Francisco State
- 3-UC-Davis

1996

South Atlantic

- 1-Kennesaw State
- 2-Columbus State
- 3-Mount Olive

South

- 1-Florida Southern
- 2-Tampa
- 3-St. Leo

South Central

- 1-Delta State
- 2-Abilene Christian
- 3-Wingate

Northeast

- 1-New Haven
- 2-Adelphi
- 3-Merrimack

North Central

- 1-St. Joseph's (IN)
- 2-Mercyhurst
- 3-Lewis

West

- 1-UC Riverside
- 2-Southern Colorado
- 3-Cal. State Chico

Central

- 1-Central Missouri State
- 2-Missouri-St. Louis
- 3-Mankato State

North Atlantic

- 1-Shippensburg
- 2-Slippery Rock
- 3-West Virginia Wesleyan

1997

South Atlantic

- 1-Kennesaw State
- 2-Mount Olive
- 3-Georgia Col.&St.

South

- 1-Tampa
- 2-Florida Southern
- 3-North Florida

South Central

- 1-North Alabama
- 2-Central Oklahoma
- 3-Elon

North Atlantic

- 1-Shepherd
- 2-Mansfield
- 3-Slippery Rock

Northeast

- 1-Adelphi
- 2-St. Rose
- 3-Mass-Lowell

North Central

- 1-Mercyhurst
- 2-SIU-Edwardsville
- 3-Quincy

Central

- 1-Central Missouri State
- 2-Mankato State
- 3-Pittsburg State

West

- 1-Cal. State Chico
- 2-Fort Hays State
- 3-Mesa State

1998

South Atlantic

- 1-Kennesaw State
- 2-Armstrong Atlantic
- 3-Mount Olive
- 4-Columbus State

South

- 1-Tampa
- 2-Presbyterian
- 3-Barry
- 4-Florida Southern

South Central

- 1-West Georgia
- 2-Texas A&M-Kingsville
- 3-Alabama-Huntsville
- 4-Tarleton State

North Atlantic

- 1-Millersville
- 2-Slippery Rock
- 3-West Virginia State
- 4-West Liberty

Northeast

- 1-Mass-Lowell
- 2-Queens
- 3-New Haven
- 4-Bryant

North Central

- 1-SIU-Edwardsville
- 2-Missouri-St. Louis
- 3-Indianapolis
- 4-St. Joseph's

Central

- 1-Central Missouri State
- 2-Winona State
- 3-Northern Colorado
- 4-Pittsburg State

West

- 1-Fort Hays State
- 2-Cal. State LA
- 3-Cal. State Chico
- 4-Sonoma State

1999

South Atlantic

- 1-North Florida
- 2-Mount Olive
- 3-Kennesaw State
- 4-Armstrong Atlantic

South

- 1-Florida Southern
- 2-Carson-Newman
- 3-Saint Leo
- 4-Savannah State

South Central

- 1-North Alabama
- 2-SE Oklahoma State
- 3-Delta State
- 4-Alabama-Huntsville

North Atlantic

- 1-Kutztown
- 2-West Virginia State
- 3-Slippery Rock
- 4-Shippensburg

Northeast

- 1-Mass-Lowell
- 2-Concordia
- 3-Adelphi
- 4-Merrimack

North Central

- 1-Quincy
- 2-Ashland
- 3-Indianapolis
- 4-St. Joseph's

Central

- 1-Central Missouri State
- 2-Minnesota State Mankato
- 3-Pittsburg State
- 4-Rockhurst

West

- 1-Mesa State
- 2-Sonoma State
- 3-Cal. State Chico
- 4-Fort Hays State



NCAA II Regional Seedings, 2000-2003

2000

South Atlantic

- 1-North Florida
- 2-Mount Olive
- 3-GC&SU
- 4-Kennesaw State

South

- 1-Tampa
- 2-Florida Southern
- 3-Gardner-Webb
- 4-Saint Leo

South Central

- 1-Abilene Christian
- 2-Delta State
- 3-SE Oklahoma State
- 4-Alabama-Huntsville

North Atlantic

- 1-West Virginia State
- 2-Shippensburg
- 3-Millersville
- 4-Slippery Rock

Northeast

- 1-Mass-Lowell
- 2-Stonehill
- 3-Concordia
- 4-Saint Rose

North Central

- 1-Mercyhurst
- 2-Saginaw Valley State
- 3-Ashland
- 4-Indianapolis

Central

- 1-Central Missouri State
- 2-Rockhurst
- 3-Winona State
- 4-Minnesota State Mankato

West

- 1-Cal. State Chico
- 2-Fort Hays State
- 3-Grand Canyon

2001

South Atlantic

- 1-North Florida
- 2-Kennesaw State
- 3-GC&SU
- 4-Belmont Abbey

South

- 1-Tampa
- 2-Lenoir-Rhyne
- 3-Wingate
- 4-Saint Leo

South Central

- 1-Abilene Christian
- 2-Delta State
- 3-Central Oklahoma
- 4-Alabama-Huntsville

North Atlantic

- 1-Kutztown
- 2-Slippery Rock
- 3-West Virginia State
- 4-Concord

Northeast

- 1-Mass-Lowell
- 2-New Haven
- 3-Concordia
- 4-Southern Conn. State

North Central

- 1-Indianapolis
- 2-Saginaw Valley State
- 3-SIU Edwardsville
- 4-Ashland

Central

- 1-Central Missouri State
- 2-Wayne State
- 3-Minnesota State Mankato
- 4-Missouri Southern State

West

- 1-Sonoma State
- 2-St. Mary's
- 3-Southern Colorado

2002

South Atlantic

- 1-Kennesaw State
- 2-North Florida
- 3-Columbus State
- 4-GC&SU

South

- 1-Tampa
- 2-Florida Southern
- 3-Carson-Newman
- 4-Rollins

South Central

- 1-Abilene Christian
- 2-Delta State
- 3-Central Oklahoma
- 4-Dalosta State

North Atlantic

- 1-West Virginia State
- 2-Shepherd
- 3-Kutztown
- 4-Mansfield

Northeast

- 1-Concordia
- 2-Mass-Lowell
- 3-Bryant
- 4-Dowling

North Central

- 1-Ashland
- 2-Northern Kentucky
- 3-Saginaw Valley State
- 4-Grand Valley State

Central

- 1-Central Missouri State
- 2-Nebraska-Omaha
- 3-Minnesota State Mankato
- 4-Pittsburg State

West

- 1-Cal State Chico
- 2-Southern Colorado
- 3-Mesa State
- 4-Grand Canyon

2003

South Atlantic

- 1-North Florida
- 2-Armstrong Atlantic
- 3-Kennesaw State
- 4-Francis Marion

South

- 1-Florida Southern
- 2-Tampa
- 3-Presbyterian
- 4-Tusculum

South Central

- 1-Delta State
- 2-Central Oklahoma
- 3-Abilene Christian
- 4-SE Oklahoma State

North Atlantic

- 1-Slippery Rock
- 2-West Chester
- 3-Shippensburg
- 4-Kutztown

Northeast

- 1-Mass-Lowell
- 2-Dowling
- 3-Franklin Pierce
- 4-New Haven

North Central


- 1-Missouri-St. Louis
- 2-Grand Valley State
- 3-Indianapolis
- 4-Ashland

Central

- 1-Central Missouri State
- 2-Rockhurst
- 3-Northwest Missouri State
- 4-Minnesota-Duluth

West

- 1-Sonoma State
- 2-Fort Hays State
- 3-Western Oregon
- 4-UC Davis



The 1988 Armstrong State squad advanced to the NCAA Division II World Series and set NCAA Division II records for most grand slams in a season (9) and most home runs in an inning (5).



AASU has had 75 All-Region players in the past 16 years

Winningest DII Teams (Since 1983)



Wins (1983-2003)

1. Florida Southern	937
2. Armstrong Atlantic State	880
3. Southeastern Oklahoma St.	835
4. Delta State	797
5. Tampa	795
6. Kennesaw State	779
7. USC Aiken	776
8. Georgia College & State	773
9. Southern Arkansas	760
10. Central Missouri State	754
11. North Alabama	751
12. Lewis	750
13. Grand Canyon	738
14. Columbus State	736
15. Fort Hays State	706
16. Emporia State	693
17. SIU-Edwardsville	685
18. North Florida	679
19. Valdosta State	673
20. Montevallo	669

Regional Appearances (1988-2003)

Tampa	15
Central Missouri State	14
Florida Southern	14
Delta State	11
Armstrong Atlantic State	10
New Haven	10
Slippery Rock	10
U. Mass.-Lowell	10
Kennesaw State	9
Minnesota State Mankato	8
North Florida	8
Lewis	7
Mansfield	7
North Alabama	7
Shippensburg	7
SIU-Edwardsville	7
Adelphi	6
Ashland	6
Cal State Chico	6
Columbus State	6
Mercyhurst	6
St. Joseph's	6
Sonoma State	6
* UC Riverside	6
Abilene Christian	5
Central Oklahoma	5
Fort Hays State	5
Georgia College & State	5
Indianapolis	5
Missouri St. Louis	5
Missouri Southern State	5
Mount Olive	5
South Dakota State	5
UC Davis	5
Alabama-Huntsville	4
Grand Valley State	4
Kutztown	4

Mesa State	4
Pittsburg State	4
Rollins	4
Springfield	4
Southern Colorado	4
Southern Indiana	4
Saint Leo	4
St. Rose	4
Valdosta State	4
West Virginia State	4
Wingate	4
* Troy State	4
* Jacksonville State	4
* Cal Poly SLO	4

Region Top Seeds (1988-2003)

Central Missouri State	11
Florida Southern	9
U. Mass.-Lowell	7
Tampa	6
Armstrong Atlantic State	5
Delta State	5
North Florida	5
Kennesaw State	4
Lewis	4
North Alabama	4
New Haven	4
Slippery Rock	4
Abilene Christian	3
Cal State Chico	3
Mansfield	3
St. Joseph's	3
Columbus State	2
Indiana (PA)	2
Kutztown	2

Mercyhurst	2
Missouri Southern State	2
UC Davis	2
SIU-Edwardsville	2
Sonoma State	2
West Virginia State	2
* Cal Poly SLO	2
* Sacramento State	2
* UC Riverside	2

Series Appearances (1988-2003)

Central Missouri State	10
Tampa	8
Florida Southern	5
Kennesaw State	5
Lewis	5
New Haven	5
Adelphi	4
CS Chico	4
Delta State	4
SIU-Edwardsville	4
Slippery Rock	4
* Jacksonville State	4
Armstrong Atlantic State	3
Ashland	3
Mansfield	3
St. Joseph's	3
* Cal Poly SLO	3
Columbus State	2
U. Mass.-Lowell	2
Kutztown	2
Missouri Southern	2
Missouri St. Louis	2
North Florida	2
Shippensburg	2
UC Davis	2
* UC Riverside	2

* Denotes School Is Now Classified As NCAA Division I



The 1989 squad was the No. 1 seed in the South Region and advanced to the DII College World Series.



AASU Teams In DII National Statistics

AASU Rankings In DII National Statistics (from 1988)

Batting

Year	Rank	Hits	At Bats	Avg.
1989	21st	654 (1st)	2035	.321
1990	4th	700 (2nd)	1956	.358
1992	27th	602 (3rd)	1906	.316
1993	4th	666 (2nd)	1971	.338
2001	17th	615 (14th)	1787	.344
2002	17th	641 (13th)	1890	.339

Pitching

Year	Rank	G	IP	ER	ERA
1988	6th	54	477.2 (4th)	189	3.56
1989	3rd	60	514.2 (3rd)	168	2.94
1990	4th	56	490.2 (2nd)	157	2.88
1991	2nd	57	496.0 (2nd)	144	2.61
1992	1st	59	495.1 (3rd)	128	2.33
1993	2nd	59	502.0 (3rd)	150	2.69
1994	10th	66	567.2 (1st)	212	3.36
1995	17th	50	419.1 (20th)	159	3.41
1996	10th	54	511.0 (4th)	163	3.16
1998	8th	59	491.0 (4th)	226	4.14
1999	9th	56	469.2 (5th)	183	3.51
2000	17th	54	465.2 (10th)	199	3.85
2001	29th	53	442.2 (15th)	214	4.35
2002	20th	55	470.2 (13th)	195	3.73
2003	2nd	51	431.1 (20th)	130	2.71

Fielding

Year	Rank	PO	Assists	Errors	Pct.
1989	6th	1544	794	89	.963
1990	16th	1472	710	91	.960
1991	3rd	1488	705	78	.966
1992	4th	1486	627	79	.964
1993	10th	1506	721	92	.960
1994	28th	1703	711	118	.953
1997	6th	1444	639	85	.961
1998	22nd	1473	593	88	.959
1999	8th	1409	558	74	.964
2000	19th	1397	553	81	.960
2002	28th	1412	540	86	.958
2003	15th	1294	539	69	.964

Scoring

Year	Rank	G	Runs	RPG
1988	1st	54	553 (2nd)	10.24
1989	2nd	60	541 (1st)	9.02
1990	1st	56	544 (1st)	9.71
1992	5th	59	502 (2nd)	8.51
1993	1st	59	565 (1st)	9.58
1994	14th	66	571 (3rd)	8.65
2002	39th	55	415 (23rd)	7.50

Slugging Percentage

Year	Rank	G	AB	TB	Slg. Pct.
1990	5th	56	1956	1074 (1st)	.549
1992	10th	59	1906	967 (2nd)	.507
1993	4th	59	1971	1034 (2nd)	.525
1994	25th	66	2198	1071 (4th)	.487
2002	41st	55	1890	930 (13th)	.492

Doubles

Year	Rank	G	2B	Avg.
1990	1st	56	140 (1st)	2.50
1992	2nd	59	140 (1st)	2.37
1993	7th	59	136 (1st)	2.31
1994	NR	66	123 (5th)	1.86
2000	t30th	54	115 (19th)	2.13

Triples

Year	Rank	G	3B	Avg.
1990	4th	56	39 (1st)	0.70
1991	23rd	57	19 (10th)	0.33
1992	NR	59	18 (19th)	0.31
1993	31st	59	20 (6th)	0.34
1994	9th	66	38 (2nd)	0.58

Home Runs

Year	Rank	G	HR	Avg.
1992	6th	59	63 (5th)	1.07
1993	10th	59	64 (3rd)	1.08
1994	NR	66	55 (12th)	0.83
2002	43rd	55	52 (30th)	0.95

Stolen Bases

Year	Rank	G	SB-SBA	Avg.
1990	16th	56	125-160 (8th)	2.23
1991	18th	57	124-153 (6th)	2.18
1992	13th	59	142-169 (4th)	2.41
1993	NR	59	106-125 (13th)	1.80
1994	22nd	66	149-185 (10th)	2.26
2000	25th	54	110-138 (20th)	2.04

Double Plays

Year	Rank	G	DP	Avg.
1990	22nd	56	45 (10th)	0.80
1993	21st	59	51 (7th)	0.86
1994	13th	66	65 (1st)	0.98
1997	9th	58	63 (4th)	1.09
2000	28th	54	48 (t21st)	0.89
2002	45th	55	45 (24th)	0.82

Won-Loss Percentage

Year	Rank	W-L	Pct.
1988	5th	42-13	.764
1989	7th	43-17	.717
1990	2nd	47- 9	.839
1991	26th	36-21	.632
1992	5th	45-13	.771
1993	1st	45-13	.771
1994	11th	50-15	.765
1999	13th	42-14	.750
2000	31st	37-17	.685
2001	18th	38-15	.717
2003	18th	36-15	.706

Wins

Year	Rank	Wins
1988	5th	42
1989	3rd	43
1990	3rd	47
1991	5th	36
1992	2nd	45
1993	1st	45
1994	3rd	50
1998	14th	38
1999	11th	42
2000	23rd	37
2001	19th	38
2003	t22nd	36

AASU as NCAA II National Statistical Leaders:

- 1980 - Earned Run Average (2.23)
- 1988 - Final National Poll Ranking
- 1989 - Final National Poll Ranking
- 1989 - Most Runs (541)
- 1989 - Most Hits (654)
- 1990 - Runs, Average (9.71)
- 1990 - Most Runs (544)
- 1990 - Doubles, Average (2.50)
- 1990 - Most Doubles (140)
- 1990 - Most Triples (39)
- 1990 - Most Total Bases (1,074)
- 1992 - Most Doubles (140)
- 1992 - Earned Run Average (2.33)
- 1993 - Most Runs (565)
- 1993 - Runs, Average (9.58)
- 1994 - Most Double Plays (65)
- 2002 - Total Attendance (14,516)





Hitting

Batting

Year	Rank	Player	AB-Hits	Avg.
1990	33rd	Marv Ellis	79-195 (15th)	.405
1990	37th	Chad Armstrong	97-241 (4th)	.4025
1990	41st	Steve Russell	92-229 (15th)	.4017
1992	10th	Roman Miestowski	101-227 (2nd)	.445
2002	61st	David Harriman	94-228 (16th)	.412

Runs Batted In

Year	Rank	Player	G	RBI	Avg.
1988	2nd	Mike Mitchener	53	82 (1st)	1.55
1992	3rd	Eric Chavez	59	82 (3rd)	1.39
1993	13th	John Booker	58	69 (3rd)	1.19
1993	16th	Chris Milisits	58	67 (4th)	1.16
1994	9th	Tony Kunka	65	86 (4th)	1.32
2002	22nd	David Harriman	55	69 (t11th)	1.25

Home Runs

Year	Rank	Player	G	HR	Avg.
1988	12th	Mike Mitchener	53	16 (8th)	0.30
1992	3rd	Eric Chavez	59	21 (1st)	0.36
1993	26th	John Booker	58	15 (10th)	0.26
1994	NR	Tony Kunka	65	15 (9th)	0.23
1999	18th	Travis Oglesby	56	19 (t10th)	0.34

Triples

Year	Rank	Player	G	3B	Avg.
1988	14th	Mike Mitchener	53	7 (7th)	0.13
1989	12th	Chad Armstrong	58	6 (7th)	0.10
1989	12th	Brad Squibb	58	6 (7th)	0.10
1990	6th	Chad Armstrong	56	9 (3rd)	0.16
1990	10th	Brad Squibb	56	8 (5th)	0.14
2002	32nd	Chris Boaent	55	6 (t15th)	0.11

Doubles

Year	Rank	Player	G	2B	Avg.
1993	24th	Chris Milisits	58	22 (2nd)	0.38

Runs

Year	Rank	Player	G	R	Avg.
1990	3rd	Chad Armstrong	56	77 (2nd)	1.38
1990	4th	Brad Squibb	56	75 (4th)	1.34
1992	14th	Roman Miestowski	58	72 (4th)	1.24
1993	9th	Steve Young	58	72 (1st)	1.24
1993	18th	Jay Sheppard	59	69 (2nd)	1.17

Walks

Year	Rank	Player	G	BB	Avg.
1990	8th	Jeff Hanna	50	43 (9th)	0.86
1990	9th	Brad Squibb	56	48 (3rd)	0.86
1990	18th	Chad Armstrong	56	44 (8th)	0.79
1993	5th	Steve Young	58	63 (1st)	1.09
1993	8th	John Booker	58	55 (3rd)	0.95
1994	9th	Deron Spink	65	61 (1st)	0.94
1994	20th	Tony Kunka	65	55 (2nd)	0.85
1995	20th	Mark Todd	50	45 (11th)	0.90
1999	18th	Travis Oglesby	56	48 (t8th)	0.86
2003	20th	Stacy Bennett	51	38 (t15th)	0.75

Slugging Percentage

Year	Rank	Player	AB	TB	Pct.
1992	11th	Eric Chavez	217	167 (2nd)	.770

Stolen Bases

Year	Rank	Player	G	SB	Avg.
1988	9th	Calvain Culberson	54	42 (3rd)	0.78
1989	25th	Danny Moore	57	29 (13th)	0.51

Pitching

Earned Run Average

Year	Rank	Player	IP	ER	ERA
1989	4th	Chuck Thompson	89.2	18	1.81
1989	16th	Mike Ewing	52.0	13	2.25
1989	22nd	Bill Schmidt	41.1	11	2.40
1990	27th	Paul Krafft	80.2	22	2.45
1991	2nd	Bill Schmidt	60.1	9	1.34
1991	21st	Mark Ewing	76.1	18	2.12
1992	3rd	Daryle Gavlick	100.0	13	1.17
1992	29th	Craig Bradshaw	63.2	16	2.26
1993	8th	Daryll Boyd	80.1	16	1.79
1993	36th	Gregg Thomas	91.1	27	2.66
1993	49th	Larry Vrtiska	63.1	20	2.84
1994	43nd	Clint Brooks	86.0	26	2.72
1995	39th	Doug Louthan	62.2	17	2.44
1996	3rd	Jeff Agard	78.0	9	1.04
1998	7th	Jeremy Wedel	114.0	26	2.05
2002	63rd	Mike Roga	105.0	35	3.00
2003	51st	Curtis Morrison	82.2	24	2.61

Strikeouts per 9 innings

Year	Rank	Player	IP	K's	Avg
1989	10th	Bill Schmidt	41.1	48	10.5
1989	14th	Mike Ewing	52.0	54	9.3
1990	15th	Rick Sawyer	71.1	76	9.6
1991	15th	Craig Bradshaw	77.2	82	9.5
1992	6th	Daryle Gavlick	100.0	124 (1st)	11.2
1993	13th	Daryll Boyd	80.1	88	9.9
1998	xxx	Jeremy Wedel	114.0	116 (4th)	xxx
2003	19th	Curtis Morrison	82.2	94	10.2

Wins

Year	Rank	Player	W-L
1988	4th	Bill Gearhart	12-3
1990	17th	Paul Krafft	10-1
1992	5th	Daryle Gavlick	11-1
1992	16th	Craig Bradshaw	9-1
1994	10th	Larry Vrtiska	11-2
1998	14th	Jeremy Wedel	10-2
1999	t10th	Adam Bernero	11-3
2000	t21st	Jason Ackley	10-2
2002	t22nd	Mike Roga	10-4
2003	t3rd	Jon Dobyns	12-2
2003	t11th	Jeremy Olson	10-4

Saves

Year	Rank	Player	Saves
1990	4th	Mike Ewing	8
1991	7th	Bill Schmidt	7
1991	17th	Jon Boothe	5
1991	17th	Bret Donovan	5
1992	2nd	Russell Williams	8
1992	9th	Biddy Garza	6
1994	5th	Scot Donovan	8
1995	9th	Doug Louthan	8
1999	t3rd	Chris Humrich	10
2002	t33rd	Zach Shelnutt	6

Pirates as NCAA II National Statistical Leaders:

- 1986 - Charlie Broad, 26 2B (yr)
- 1992 - Daryle Gavlick, 124 strikeouts (yr)
- 1993 - Steve Young, 72 runs (yr)
- 1993 - Steve Young, 63 walks (yr)
- 1994 - Deron Spink, 61 walks (yr)
- 1994 - Deron Spink, 30 hbp (yr)
- 2002 - David Harriman, 41-game hit streak (yr)

AASU Athletic Hall of Famers



Chad Armstrong (2000)
Two-time All-America in 1989 and 1990, Chad led the Pirates to two No. 1 rankings. The epitome of a leadoff hitter, Armstrong reached base in all 56 games the Pirates played in 1990.



Charlie Broad (1995)
The only player to have his number retired (#13), Charlie concluded a four-year career in 1987 with 25 school records and still is the Pirates' all-time leader in career hits, runs scored and runs batted in.

Tommy Bumgardner (1999)
AASU's all-time leader in innings pitched, Tommy's 11 career shutouts are still the second most in NCAA Division II history. AASU's second baseball All-America honoree, Tommy pitched from 1973-76.



Bobby Cannon (2000)
Two-sport star (basketball) for the Pirates in 1966 and 1967, Bobby played third base and pitched for AASU in its first year of four-year competition, earning All-Conference honors in 1967.



Tommy Cannon (2000)
Twin brother of Bobby, Tommy also played two sports for the Pirates in 1966-67. A left-handed pitcher with a devastating pickoff move, Tommy also earned All-Conference honors in 1967.



Chuck Christopher (2002)
AASU's all-time strikeout leader, Christopher pitched from 1985-1987, facing primarily Division I competition, and compiled a 27-9 career record. He still holds eight current AASU pitching records.

Bill Gearhart (1997)
The only AASU player to be drafted twice, Bill pitched for the Pirates in 1987 and 1988, compiling a 22-3 career record. He was the Big South Conference's Pitcher of the year in 1987 when he went 10-0.



Dana Harding (2001)
The Pirates' most decorated power hitter, Dana played in 1987 and 1988 and still holds the AASU record for most home runs in a career (39) and season (28). DII All-America honoree in 1988.




Mark Mamalakis (2001)
A 16-year-old freshman in 1970, Mark played four years for the Pirates and was the team MVP in 1971 and an NAIA All-District player in 1973. He still holds the record for steals in one game (7).



Steve McNeill (1998)
AASU's first All-America baseball player, Steve earned honorable mention All-America honors in 1973 and still holds the school record for best batting average in a single season (.451, 1972).

Mike Mitchener (1996)
The highest draft pick ever in AASU history, Mitchener left the Pirates as a junior in 1988 after being taken in the third round by the Chicago White Sox. First-team DII All-America honoree in 1988.



Danny Sims (1995)
Two-sport star and President's Cup winner as a senior in 1968, leading the Pirates in hitting (.322). Danny played basketball and baseball while AASU made the transition from junior college to four-year school.



Dr. Roy Sims (1996)
Long-time coach and administrator for Armstrong, Dr. Sims coached the baseball team from the late 50s to 1967, then served as the Athletic Director twice, from 1955-67 and 1977-86.



Tony Yeomans (2003)
A four-year standout for the Pirates from 1981-84, Yeomans was a career .325 hitter who still holds six hitting records at AASU, including most games played and at-bats.

Adam Bernero: AASU's First Major Leaguer




Adam Bernero continues to make strides in his ascent from former Armstrong Atlantic State staff ace to Detroit Tiger prospect and now, Colorado Rockies Major Leaguer.

The 2003 season saw Bernero begin the year in the Detroit Tiger starting rotation, where he made 17 starts before the All-Star break, going 1-12 with a 6.08 ERA, but receiving the worst run support in the majors, getting only 2.50 runs per game. At the break, he was traded straight up for Ben Petrick, a catcher-outfielder for Colorado, and pitched in 31 games out of the bullpen, going 0-2 with a 5.23 ERA and giving up just 33 hits in 32.2 innings pitched. The Rockies feel he will be an important part of the 2004 bullpen.

The previous year, Bernero reversed his fortunes from an injury-plagued 2001 season, making his first nine starts at Toledo and compiling a 2-2 record with a 1.58 ERA, earning a promotion to the Tigers and an immediate insertion into the starting rotation.

On a hot spring day in New Comiskey Park on May 26, Bernero baffled the White Sox for eight innings, allowing just four hits and two runs in picking up his first major league victory in only his fifth career start.

On June 20th, Adam made his first professional start in the state of Georgia since leaving AASU at Turner Field. Again, Bernero was up to the task, allowing five hits and one run in eight innings, striking out four and walking none in a game that Atlanta would win in the bottom of the ninth, 3-2. Still, the message to the rest of



baseball had been sent - Adam Bernero was here to stay.

Bernero's meteoric rise to the majors took just 14 months after signing with Detroit following the 1999 NCAA DII Regional in Jacksonville, Fla.

His major league debut came on August 1, 2000, as he pitched 5.2 innings at Anaheim, in front of dozens of friends and family for the San Jose, Calif., native. Bernero held the Angels to five hits and two runs while striking out five, including the game's leadoff hitter, Darin Erstad. Adam made four starts for the Tigers and pitched in 12 games overall in 2000, then after spending most of

the 2001 season in AAA Toledo following a shoulder injury, Bernero made it back into the bigs for five games of action in September.

Bernero has continued the AASU tradition of success in the professional ranks, including 23 players advancing to the next level of baseball in the past six seasons.



Adam Bernero's Career Major League Statistics

Year	GP-GS	W-L	Svs	CG	IP	H	R	ER	BB	SO	ERA
2000	12-4	0-1	0	0	34.1	33	18	16	13	20	4.19
2001	5-0	0-0	0	0	12.1	13	13	10	4	8	7.30
2002	28-11	4-7	0	0	101.2	128	74	70	31	69	6.20
2003	49-17	1-14	0	0	133.1	137	90	80	54	80	5.40
4 Years	94-32	5-22	0	0	281.2	311	195	176	102	177	5.62

Of the 1999 professional signees, Bernero was the second quickest to the Majors

Pirates Who Have Signed Professional Contracts

- Still Active

! - Reached Major Leagues

1982 Warren Bachmann	Drafted by Atlanta	1995 Richard Ernst	Signed by Texas
1983 Keith Jones	Signed by Atlanta	Mike Hopper	Signed, Independent
1984 Mike Smiciklas	Signed by Atlanta	Sam DeAlba	Signed, Independent
1985 J.D. Scott	Signed by St. Louis	Doug Louthan	Signed, Independent
1986 Mickey Peyton	Drafted by Pittsburgh	1996 Kenny Hook	Signed, Independent
Jim Falzone	Drafted by Milwaukee	Michael Kleinpeter	Signed, Independent
1987 Bill Gearhart	Drafted by San Francisco	1997 Scott Harrell	Signed by Cincinnati
1988 Calvin Culberson	Drafted by Atlanta	1998 Doug Sessions #	Drafted by Houston
Bill Gearhart	Drafted by Houston	Jeremy Wedel #	Drafted by Philadelphia
Mike Mitchener	Drafted by Chicago (AL)	Mark Copeland	Signed, Independent
1989 Mark Wagenhauser	Signed by Pittsburgh	1999 Travis Oglesby #	Drafted by Arizona
1990 Larry Owens	Drafted by Atlanta	Chris Humrich	Drafted by Montreal
Jeff Pasquale	Signed by St. Louis	Adam Bernero # !	Signed by Detroit
Rick Sawyer	Signed by Cleveland	Quinn Uzelman	Signed, Independent
Steve Russell	Signed, Independent	2000 Kevin Bullard	Signed by Arizona
Darren Lynam	Signed, Independent	Jason Olson #	Drafted by Los Angeles
1991 Bret Donovan	Signed by Boston	Jimmy LaRose	Signed, Independent
John Crowther	Drafted by Toronto	Ray Castillo	Signed, Independent
1992 Eric Chavez	Signed by Baltimore	2001 Bryan Beckmann	Signed, Independent
Daryle Gavlick	Drafted by Chicago (NL)	Haydn Chinn	Signed, Independent
Craig Bradshaw	Signed by Atlanta	Ross Koenig	Signed by Detroit
1993 John Booker	Signed, Independent	Simon Stoner	Signed, Independent
Chris DeClue	Signed, Independent	2002 Brian Allen #	Signed, Tampa Bay
1994 Matt Chambers	Signed, Independent	David Harriman #	Drafted by Oakland
Scott Donovan	Drafted by Cleveland	Mick Jordan	Drafted by Los Angeles
Scott DeHaven	Signed, Independent	Kirk Nordness #	Drafted by Oakland
Tony Kunka	Signed, Independent	Mike Roga	Drafted by Toronto
Chris Tidwell	Signed, Independent	2003 Josh Allan #	Signed, Florida
		Stacy Bennett #	Drafted by NY Mets
		Andrew Graham #	Drafted by Detroit



Calvin Culberson



Doug Sessions



Dustin McGowan



Jeremy Wedel

Savannah and Tybee Island



Historic Savannah, Georgia, is located on the Atlantic Coast, at the confluence of the Savannah River and the Atlantic Ocean. Throughout its history, there has been one adjective consistently used to describe Savannah: beautiful.

The reason? There's something about the unique beauty of Savannah that cannot be forgotten. Streets with canopies of moss-laden trees are honored venues for scores of historic homes. The town squares that Savannah's founding father, James Oglethorpe, laid out as public meeting places are now treasured "pocket parks" located throughout the downtown area.

A renovated waterfront area serves as the hub for shopping and entertainment. Nearby sandy beaches draw streams of visitors with persistent cool breezes and the endless lure of the rolling sea. Finally, there's an indescribable - but readily discernible - feeling in the air that pervades Savannah, a kind of "laid back" approach to the world, a "rootedness" that makes living or working in Savannah an experience second to none.

By way of affirmation, *Le Monde*, the leading French newspaper, called Savannah "the most beautiful city in North America."

Savannah has recently captured the imagination of a nation through its history and its appearance in several feature films, including "Glory," "Forrest Gump," "Something to Talk About," "Midnight In The Garden of Good and Evil" and the 2000 hit film "The Legend of Bagger Vance" starring Will Smith and Matt Damon. Also, Savannah hosted the yachting events of the 1996 Summer Olympics. As a result, tourism has become one of the leading industries in the area.

Savannah hosts over six million tourists each year. Tourism impacts the Savannah area by over \$634 million. The city boasts over 7,000 rooms and more than 100 restaurants as folks have



learned that Savannah is more than just a convenient rest stop on the interstate to Florida.

The climate of Savannah features warm, and sometimes hot, weather for most of the year. There are seven months in which the average temperature is 70 degrees or higher. The lowest average high is in January at 60.3 degrees.

The population in Savannah is roughly 130,000 and Chatham County is the fifth most populous county in the state of Georgia.


Savannah also sits centrally located to some of the southeast's finest beaches. Tybee Island, located less than 30 minutes from Armstrong

Atlantic State's campus, offers six miles of unspoiled sands, tempting seafood and gracious accommodations. Resort areas such as Hilton Head, South Carolina, are less than one hour away and provide even more relaxing getaway options.


Whether it's the lure of historical settings, the friendliness of a southern community or the beautiful climate of southeast Georgia, Savannah is the place for you.



All-American Honor Roll




Mike Mitchener
1988-1st Team-DH



Bill Gearhart
1988-1st Team-P



Dana Harding
1988-3rd Team-3B



Calvin Culberson
1988-HM-OF



Chad Armstrong
1989-1st Team-OF




John Middlebrooks
1989-HM-C



Steve Russell
1989-HM-2B



Brad Squibb
1989-HM-1B



Chuck Thompson
1989-HM-P



Chad Armstrong
1990-2nd Team-OF




Paul Krafft
1990-3rd Team-P




Steve Russell
1990-3rd Team-2B




Brad Squibb
1990-3rd Team-1B



John Middlebrooks
1990-HM-3B




Larry Owens
1990-HM-P




Eric Chavez
1991-3rd Team-3B




Bret Donovan
1991-HM-P



Pete Richter
1991-HM-OF




Bill Schmidt
1991-HM-P



Eric Chavez
1992-1st Team-3B


All-American Honor Roll



Daryle Gavlick
1992-1st Team-P



Roman Miestowski
1992-1st Team-1B




Steve Young
1992-2nd Team-OF




Chris Militsis
1993-2nd Team-C




Scott DeHaven
1993-3rd Team-OF




John Booker
1994-3rd Team-1B




Steve Young
1993-HM-OF



Daryll Boyd
1993-HM-P




Larry Vrtiska
1993-HM-P




Dave McLaughlin
1994-1st Team-OF



Tony Kunka
1994-3rd Team-OF



Chris Tidwell
1994-HM-P




Doug Louthan
1995-HM-P




Jeff Agard
1996-HM-P



Jeremy Wedel
1998-3rd-P



David Harriman
2002-1st-C



Jon Dobyys
2003-1st-P

First-team All-American Roman Miestowski hit .445 with a school-record 101 hits in 1992, leading the Peach Belt Conference and becoming one of three first-team All-American players for the Pirates in their first season in the Peach Belt Conference.



2004 AASU Opponents



Anderson

Sat., Feb. 7 11:00 a.m. DH
Sun, Feb. 8 1:00 p.m.

Location: Anderson, SC
Enrollment: 1,500
Nickname: Trojans
Colors: Gold and Black
Conference: CVAC
2003 Record: 31-22

Head Coach: Joe Miller
Phone: (864) 231-2013
SID: Cobb Oxford
Phone: (864) 231-2097
Fax: (864) 226-8895

Web: www.ac.edu
Anderson finished fourth in the CVAC in 2003 and returns All-South Atlantic Region OF Jason Ratliff



Central Missouri State

Thurs., Mar. 18 2:00 p.m.

Location: Warrensburg, MO
Enrollment: 11,000
Nickname: Mules
Colors: Cardinal and Black
Conference: MIAA
2003 Record: 51-7

Head Coach: Darin Hendrickson
Phone: (660) 543-4800
SID: Joe Moore
Phone: (660) 543-4312
Fax: (660) 543-8034
Web: www.cmsu.edu/athletic
CMSU went 51-7 and captured its second NCAA Division II Baseball Championship in 2003. They begin 2004 ranked No. 1



Concord

Sun., Mar. 7 2:00 p.m.

Location: Athens, WV
Enrollment: 2,500
Nickname: Mountain Lions
Colors: Maroon and Gray
Conference: WVIAC
2003 Record: 24-19

Head Coach: Kevin Garrett
Phone: (304) 384-5340
SID: Ron Macosko
Phone: (304) 384-5331
Fax: (304) 384-5117
Web: concordmountainlions.com
Concord captured the WVIAC South Division title in 2003 with a 16-8 league mark



Dowling

Sat., Mar. 6 2:00 p.m.

Location: Oakdale, NY
Enrollment: 7,000
Nickname: Golden Lions
Colors: Blue and Gold
Conference: NYCAC
2003 Record: 28-12

Head Coach: Carmen Carcone
Phone: (631) 244-3019
SID: Chris Celano
Phone: (631) 244-3236
Fax: (631) 244-3317
Web: www.dowling.edu
Dowling captured the NYCAC regular season and tournament titles, making their second straight trip to the NAAs



Kutztown

Thurs., Mar. 11 2:00 p.m.

Location: Kutztown, PA
Enrollment: 8,500
Nickname: Golden Bears
Colors: Maroon and Gold
Conference: PSAC
2003 Record: 25-15

Head Coach: Chris Blum
Phone: (610) 683-4063
SID: Josh Leiboff
Phone: (610) 683-4182
Fax: (610) 683-1379
Web: www.kutztown.edu

Kutztown advanced to the DII World Series in 2001 and 2002 and is ranked No. 36 this preseason



NW Missouri St.

Mon., Mar. 1 2:00 p.m.
Wed., Mar. 3 2:00 p.m.
Thurs., Mar. 4 2:00 p.m.

Location: Maryville, MO
Enrollment: 5,850
Nickname: Bearcats
Colors: Green and White
Conference: MIAA
2003 Record: 36-17

Head Coach: Darin Lee
Phone: (660) 562-1352
SID: Andy Seeley
Phone: (660) 562-1118
Fax: (660) 562-1582
Web: northwestbearcats.com
NW Missouri State advanced to the NCAA Central Regional in 2003 and is preseason ranked No. 29 in 2004



Pfeiffer

Wed., Apr. 14 2:00 p.m.

Location: Misenheimer, NC
Enrollment: 900
Nickname: Falcons
Colors: Black and Gold
Conference: CVAC
2003 Record: 33-17

Head Coach: Chris Pollard
Phone: (704) 463-1360 xt 2407
SID: Jeff Childress
Phone: (704) 463-1360 xt 2403
Fax: (704) 463-5051
Web: www.pfeiffer.edu
Pfeiffer captured the 2003 CVAC Tourney and returns eight starters, including All-Region P Greg Tucker



Queens (N.Y.)

Fri., Feb. 27 2:00 p.m.
Sat., Feb. 28 Noon DH

Location: Flushing, NY
Enrollment: 15,600
Nickname: Knights
Colors: Black and Red
Conference: NYCAC
2003 Record: 12-15

Head Coach: Frank Battaglia
Phone: (718) 997-2781
SID: Neal Kaufner
Phone: (718) 997-2758
Fax: (718) 997-2799
Web: qcpages.qc.edu
Queens College won the NYCAC in 1998 and advanced to the NCAA Northeast Regional

2004 AASU Opponents



Rockhurst

Sat., Jan. 31 11:00 a.m. DH
Sun., Feb. 1 11:00 a.m.

Location: Kansas City, MO
Enrollment: 1,500
Nickname: Hawks
Colors: Blue and White
Conference: Heartland
2003 Record: 31-17

Head Coach: Gary Burns
Phone: (816) 501-4851
SID: Sid Boardman
Phone: (816) 501-4141
Fax: (816) 501-4119
Web: www.rockhurst.edu

Rockhurst was the 2003 Central Regional runner-up to eventual national champion Central Missouri State



Southern Conn. State

Tues., Mar. 23 2:00 p.m.

Location: New Haven, CT
Enrollment: 5,800
Nickname: Owls
Colors: Blue and White
Conference: NE-10
2003 Record: 20-17

Head Coach: Tim Shea
Phone: (203) 392-6021
SID: Rick Leddy
Phone: (203) 392-6004
Fax: (203) 392-6006
Web: southernowls.com

The Owls are led by All-Region OF Bobby Pentino, who hit .385, second best avg. in the wood-bat Northeast-10



SIU Edwardsville

Mon., Mar. 8 2:00 p.m.

Location: Edwardsville, IL
Enrollment: 12,000
Nickname: Cougars
Colors: Red and White
Conference: GLVC
2003 Record: 24-26

Head Coach: Gary Collins
Phone: (618) 650-2872
SID: Eric Hess
Phone: (618) 650-3608
Fax: (618) 650-2296
Web: www.siu.edu

*2002 College World Series Participant
Seven Regionals And Four World Series Since 1988*



Valdosta State

Tues., Mar. 30 2:00 p.m.
@ Tues., Apr. 20 5:00 p.m.

Location: Valdosta, GA
Enrollment: 9,250
Nickname: Blazers
Colors: Red and Black
Conference: Gulf South
2003 Record: 37-18

Coach: Tommy Thomas
Phone: (912) 259-5562
SID: Steve Roberts
Phone: (912) 333-5890
Fax: (912) 333-5972
Web: www.valdosta.edu

Coach Thomas Has 1,203 Wins In 36 Years, Tops All-Time Among DII Coaches



Wayne State

Tues., Mar. 9 2:00 p.m.

Location: Wayne, NE
Enrollment: 4,000
Nickname: Wildcats
Colors: Black and Gold
Conference: Northern Sun
2003 Record: 26-13

Head Coach: John Manganaro
Phone: (402) 375-7499
SID: Steve Schafer
Phone: (402) 375-7326
Fax: (402) 375-7271
Web: www.wsc.edu/athletics

Wayne State won NSIC tournaments in 2001 and 2003 and the Wildcats advanced to the 2001 Central Regional



Wisconsin-Parkside

Thurs., Mar. 16 6:00 p.m.

Location: Kenosha, WI
Enrollment: 5,100
Nickname: Rangers
Colors: Green and Black
Conference: GLVC
2003 Record: 24-26

Head Coach: Tracy Archuleta
Phone: (262) 595-2317
SID: Steve Kratochvil
Phone: (262) 595-2045
Fax: (262) 595-2225
Web: newweb.uwp.edu

Head Coach Tracy Archuleta is in his second season at UWP after serving as the top assistant at Wayne State



Augusta State

@ Sat., Mar. 13 2:00 p.m.
@ Sun., Mar. 14 12:30 p.m. DH

Location: Augusta, GA
Enrollment: 6,0960
Nickname: Jaguars
Colors: Royal Blue, White
2003 Record: 30-21
Peach Belt: 13-16 / 17th

Head Coach: Skip Fite
Phone: (706) 731-7917
SID: Joey Warren
Phone: (706) 731-7925
Fax: (706) 737-7719

Web: www.aug.edu/athletics
ASU won 30 games for the third straight year in 2003, including winning 8 of their final 11



Columbus State

@ Sat., Apr. 17 5:00 p.m.
@ Sun., Apr. 18 1:00 p.m. DH

Location: Columbus, GA
Enrollment: 6,500
Nickname: Cougars
Colors: Red, White & Blue
2003 Record: 33-20
Peach Belt: 15-14 / 5th

Head Coach: Greg Appleton
Phone: (706) 568-2444
SID: Mike Peacock
Phone: (706) 569-3434
Fax: (706) 569-3435
Web: athletics.colstate.edu

Columbus State captured its first NCAA Division II Baseball championship in 2002 and is ranked No. 22 to begin 2004

2003 Peach Belt Conference Opponents



Francis Marion

@ Fri., Apr. 9 3:00 p.m.
@ Sat., Apr. 10 1:00 p.m. DH

Location: Florence, SC
Enrollment: 3,684
Nickname: Patriots
Colors: Red, White & Blue
2003 Record: 30-20
Peach Belt: 18-10 / 3rd

Head Coach: Art Inabinet
Phone: (803) 661-1242
SID: Michael Hawkins
Phone: (803) 661-1222
Fax: (803) 661-1219
Web: www.fmarion.edu
FMU's 2003 NCAA Regional berth was the program's first in 10 years. FMU is ranked No. 15 to begin 2004

GC&SU

Sat., Apr. 24 3:00 p.m.
Sun., Apr. 25 1:00 p.m. DH

Location: Milledgeville, GA
Enrollment: 5,500
Nickname: Bobcats
Colors: Green and Blue
2003 Record: 29-22
Peach Belt: 15-15 / 6th

Head Coach: Steve Mrowka
Phone: (478) 445-5319
SID: Brad Muller
Phone: (478) 445-1779
Fax: (478) 445-1790
Web: www.gcsu.edu
GC&SU advanced to the NCAA South Atlantic Regional for the third consecutive year in 2002

Kennesaw State

Sat., Feb. 14 Noon DH
Sun., Feb. 15 1:00 p.m.

Location: Kennesaw, GA
Enrollment: 13,700
Nickname: Owls
Colors: Black and Gold
2003 Record: 40-18
Peach Belt: 18-12 / 4th

Head Coach: Mike Sansing
Phone: (770) 423-6264
SID: Mark Toma
Phone: (770) 499-3217
Fax: (770) 499-3168
Web: www.ksuowls.com
KSU advanced to the World Series in 2003 and is preseason ranked No. 4 in 2004

Lander

@ Sat., Mar. 27 3:00 p.m.
@ Sun., Mar. 28 1:00 p.m. DH

Location: Greenwood, SC
Enrollment: 2,900
Nickname: Senators
Colors: Royal Blue & Gold
2003 Record: 27-29
Peach Belt: 10-19 / 9th

Head Coach: Mike McGuire
Phone: (864) 388-8961
SID: Bob Stoner
Phone: (864) 388-8962
Fax: (864) 388-8889
Web: www.lander.edu
Returning LHP David Wilson hurled the PBC's first perfect game in 2003



North Florida

Sat., Mar. 20 Noon DH
Sun., Mar. 21 1:00 p.m.

Location: Jacksonville, FL
Enrollment: 13,700
Nickname: Ospreys
Colors: Navy Blue & Gray
2003 Record: 39-18
Peach Belt: 18-9 / 11st

Head Coach: Dusty Rhodes
Phone: (904) 620-2556
SID: Shawn Lafata
Phone: (904) 620-4027
Fax: (904) 620-2836
Web: www.unf.edu
UNF made its fifth straight NCAA appearance in 2003 and begins 2004 ranked No. 3

UNC Pembroke

Fri., Apr. 30 3:30 p.m.
Sat., May 1 1:00 p.m. DH

Location: Pembroke, NC
Enrollment: 3,100
Nickname: Braves
Colors: Black and Gold
2003 Record: 28-25
Peach Belt: 10-20 / 10th

Head Coach: Paul O'Neil
Phone: (910) 521-6498
SID: Rikki Cockrell
Phone: (910) 521-6371
Fax: (910) 521-6551
Web: www.uncp.edu
UNC Pembroke has set school records for wins in a season in two of head coach Paul O'Neil's three years

USC Aiken

@ Fri., May 7 7:30 p.m.
@ Sat., May 8 5:00 p.m. DH

Location: Aiken, SC
Enrollment: 3,390
Nickname: Pacers
Colors: Cardinal & White
2003 Record: 30-24
Peach Belt: 13-16 / 7th

Head Coach: Ken Thomas
Phone: (803) 641-3410
SID: Brad Fields
Phone: (803) 641-3252
Fax: (803) 641-3759
Web: www.usca.edu
USCA opens play in Roberto Hernandez Stadium in 2004, built with a \$1 million donation from the former Pacer

USC Spartanburg

Sat., Apr. 3 Noon DH
Sun., Apr. 4 1:00 p.m.

Location: Spartanburg, SC
Enrollment: 3,700
Nickname: Rifles
Colors: Green, Black, White
2003 Record: 28-26
Peach Belt: 9-18 / 11th

Head Coach: Matt Fincher
Phone: (864) 503-5135
SID: Bill English
Phone: (864) 503-5129
Fax: (864) 503-5127
Web: www.uscs.edu
USCS was over .500 in 2003 for the first time since the 1991 squad

The Peach Belt Conference



Since its inception in 1991, the Peach Belt Conference has worked tirelessly to become one of the elite conferences in NCAA Division II. Now entering its 13th season with 18 national championships and 16 national finalists, the PBC has accomplished that goal.

Starting with only two championships in 1991, in men's and women's basketball, the conference has expanded to 12 championship sports with the addition of women's soccer in the fall of 2000.

The conference traces its roots back to November of 1988 when 11 schools first met in Greenville, S.C. to form a Division II conference. Following a second meeting on Dec. 3, 1989, five of those 11 schools, plus two others, formed the Peach Belt and began play in 1991.

The Peach Belt was less than a year old before capturing a national championship. The Columbus State golf team took the honor by winning the 1992 national crown, the first of three golf championships the Cougars own.

The PBC has seen continued success in all sports with national rankings and multiple NCAA appearances in every sport last season, including a national championship for the Columbus State

baseball team and a national championship finals appearance by the Armstrong Atlantic State women's tennis team.

The seven charter members of the conference were Armstrong Atlantic State University, Columbus State University, Francis Marion University, Georgia College & State University, Lander University, USC Aiken and USC Spartanburg. The name Peach Belt Athletic Conference was adopted in January of 1990 and modified to Peach Belt Conference in May of 2000.

Augusta State joined the conference in 1991 and UNC Pembroke became the ninth member on July 1, 1992. They were followed by Kennesaw State University on July 1, 1994, Clayton College & State University on July 1, 1995 and the University of North Florida on July 1, 1997, to bring the current membership to 12 institutions.

Former Augusta State basketball coach and athletic director Marvin Vanover was named the interim commissioner in April, 1990, and served in that capacity until his appointment as the conference's first full-time commissioner in July of 1991. He established the conference office in Augusta, Ga., which houses the commissioner and his staff.

Dr. Thomas Hallman, president of the University of South Carolina at Aiken, is the president of the Peach Belt in 2003-04.

The conference currently holds championships in 12 sports, six for men and six for women. They are men's and women's cross country, men's and women's soccer, volleyball, men's and women's basketball, men's and women's tennis, baseball, softball and men's golf.

Peach Belt National Champions

Men's Baseball

Kennesaw State	1994
Kennesaw State	1996
Columbus State	2002

Men's Golf

Columbus College	1992
Columbus College	1994
Columbus State	1997
Francis Marion	2003

Men's Tennis

Lander University	1991
Lander University	1992
Lander University	1993
Lander University	1994
Lander University	1995
Lander University	1996
Lander University	1997
Lander University	1998
Lander University	1999
Lander University	2000

Women's Tennis

Armstrong State	1995
Armstrong State	1996

Women's Softball

Kennesaw State	1995
Kennesaw State	1996

Peach Belt Conference Quick Facts

Address: P.O. Box 204290

Augusta, GA 30917-4290

Founded: December 3, 1989

Phone Number: (706) 860-8499

Fax Number: (706) 650-8113

Website: www.peachbelt.com

Commissioner: Marvin Vanover

Compliance: Michelle Bronner

Media Relations: Ken Gerlinger

Administrative Assistant: Kay Allen



2003 Peach Belt Conference Standings

2003 Peach Belt Conference Final Standings

School	PBC	Home	Away	Overall	Home	Away	Neutral
Armstrong Atlantic State	20-10 .667	11-4	9-6	36-15 .706	27-6	9-7	0-2
North Florida	18-9 .667	11-4	7-5	39-18 .684	28-8	11-9	0-1
Francis Marion	18-10 .643	12-1	6-9	30-20 .600	21-5	8-15	1-0
Kennesaw State	18-12 .600	9-6	9-6	40-18 .690	21-9	15-7	4-2
Columbus State	15-14 .514	8-7	7-7	33-20 .623	26-9	8-11	0-0
GC&SU	15-15 .500	8-7	7-8	29-22 .569	17-8	10-14	2-0
Augusta State	13-16 .448	9-6	4-10	30-21 .588	22-10	8-11	0-0
USC Aiken	13-16 .448	9-6	4-10	30-24 .556	25-13	6-11	0-0
Lander	10-19 .345	8-6	2-13	27-29 .482	20-13	6-15	1-1
UNC Pembroke	10-20 .333	6-9	4-11	28-25 .528	16-10	12-15	0-0
USC Spartanburg	9-18 .333	3-8	6-10	28-26 .538	17-13	10-13	1-0

2003 Peach Belt Conference Statistical Leaders

Batting	AB	H	Avg.	RBI	GP	RBI	P/Gm	Strikeouts	IP	SO	K/9
Ashley Farr, USCA	207	100	.483	Joseph Russell, UNF	57	75	1.32	Grant Reynolds, KSU	98.0	115	10.56
Jeff Millsaps, UNF	227	91	.401	Ashley Farr, USCA	54	64	1.19	Curtis Morrison, AASU	82.2	94	10.23
Jason Weaver, FMU	194	77	.397	Scott Conway, KSU	57	63	1.11	Robert Burris, UNF	100.1	109	9.78
Matt May, ASU	153	60	.392	Taylor Groce, CSU	52	56	1.08	David Wilson, LU	89.1	92	9.27
Bennett Mayfield, ASU	193	75	.389	Jon Love, KSU	58	59	1.02	Kenny Cooley, FMU	84.2	87	9.25
Demetrick Drumming, USCA	230	89	.387	Jose Leger, GCSU	51	49	0.96	Erin Jones, FMU	116.1	119	9.21
Clint Keown, USCA	216	81	.375	Andy Hudson, ASU	47	45	0.96	Jon Dobyms, AASU	105.2	106	9.03
Chris Nowak, USCS	207	75	.362	Stacy Bennett, AASU	51	47	0.92	Tom Capallo, CSU	104.2	105	9.03
Tim Gray, USCS	174	63	.362	Jeff Millsaps, UNF	56	47	0.84	Ashley Brewer, UNCP	85.2	83	8.72
Taylor Groce, CSU	183	66	.361	Chris Nowak, USCS	54	45	0.83	Jeremy Olson, AASU	112.2	84	6.71

Home Runs	GP	HR	P/Gm	Doubles	GP	2B	P/Gm	Wins	IP	W-L	PCT.
Scott Conway, KSU	57	21	0.37	Bradley Key, USCA	53	22	0.42	Jon Dobyms, AASU	105.2	12-2	.857
Tony Hanks, USCA	50	14	0.28	John Graham, ASU	50	21	0.42	Brian Rauch, UNF	108.2	10-2	.833
Demetrick Drumming, USCA	54	14	0.26	Clint Watters, KSU	58	24	0.41	Jeremy Olson, AASU	112.2	10-4	.714
Jon Love, KSU	58	14	0.24	Jeff Macaione, ASU	42	17	0.40	Grant Reynolds, KSU	98.0	9-3	.750
Travis Evans, KSU	55	13	0.24	Ashley Farr, USCA	54	19	0.35	Erin Jones, FMU	116.1	9-5	.643
Ty Rutledge, UNCP	47	10	0.21	Jeff Millsaps, UNF	56	19	0.34	Robert Burris, UNF	100.1	8-4	.667
Ashley Farr, USCA	54	10	0.19	Chris Nowak, USCS	54	18	0.33	David Wilson, LU	89.1	8-5	.615
Clint Watters, KSU	58	10	0.17	Brandon McKimmon, AASU	51	16	0.31	Wes McColl, USCA	102.1	8-5	.615

Triples	GP	3B	P/Gm	Stolen Bases	GP	SB-SBA	P/Gm	Saves	IP	ERA	Svs
Jose Leger, GCSU	51	4	0.08	Clint Keown, USCA	53	52-59	0.98	Justin Cerrato, UNF	44.0	1.84	10
Jonathan Myers, LU	52	4	0.08	Jason Samples, GCSU	50	24-34	0.48	Joel Sayre, GCSU	68.0	3.31	6
Horace Reeves, FMU	49	4	0.08	Patrick Brannan, UNF	54	25-29	0.46	Brian Baker, CSU	69.2	3.88	5
Taylor Groce, CSU	52	4	0.08	Jeff Millsaps, UNF	56	19-23	0.34	Zach Shelnett, AASU	29.2	0.91	5
Stacy Bennett, AASU	51	4	0.08	Eddie Campbell, GCSU	50	17-21	0.34	Ashley Brewer, UNCP	85.2	3.89	5
Lee Rose, ASU	51	4	0.08	Ron Womack, GCSU	50	17-23	0.34	Travis King, KSU	47.2	2.83	4
10 tied with 3 triples				Shawn Sewell, CSU	53	17-22	0.32	Hurston Pittman, CSU	62.1	3.18	4
				Kurt McKee, CSU	53	17-22	0.32	Mike Pomaville, USCA	72.2	3.96	4
				Jason Spivey, LU	51	16-19	0.31	Three tied with 3 saves			

Earned Run Average

	GP	W-L	IP	R	ER	ERA
Justin Walker, ASU	15	6-4	71.2	29	18	2.26
Brandon Durden, GCSU	16	3-3	66.2	29	17	2.30
Curtis Morrison, AASU	15	6-4	82.2	29	24	2.61
Derek Ford, USCA	11	3-2	55.1	22	17	2.77
Robert Burris, UNF	21	8-4	100.1	40	32	2.87
Nick Wandless, USCA	30	6-2	59.0	29	19	2.90
David Wilson, LU	20	8-5	89.1	36	29	2.92
Jacob Dixon, UNF	14	7-4	77.0	33	25	2.92
Jeremy Olson, AASU	16	10-4	112.2	57	37	2.96
Phil Padgett, FMU	15	7-5	84.0	36	28	3.00



Pirate Jeff Agard had a 1.04 ERA in 1996, second-best ever in the PBC

Peach Belt Conference Year-By-Year



1992

Team	PBC	W-L
1. Armstrong State #	11-1-1	45-13-1
2. USC Aiken #	10-2-1	45-15-1
3. USC Spartanburg	7-8	20-22
4. Columbus #	6-9	32-23
5. Augusta	5-10	25-26
6. Georgia College	3-12	24-29
* Francis Marion	0-0	30-13

* Not eligible for conference title
NCAA tournament participant

All-PBC

1B Roman Miestowski, ASC
2B Chris Hodge, AC
3B Eric Chavez, ASC
SS Ronnie Barnes, AC
DH Jamie Miller, AC
C Dave Hieb, USCA
OF Rob Holderbaum, USCA
Pete Richter, ASC
Doug Ternik, CC
Steve Young, ASC
UI Chris Dorsey, USCA
P Daryle Gavlick, ASC
Rusty Kea, GC
Keith Linebarger, CC
Sam McCollum, USCA

Player of the Year

Eric Chavez, ASC

Pitcher of the Year

Daryle Gavlick, ASC

Coach of the Year

Joe Roberts, ASC

1992

Player of the Week

Mar 18	Rusty Kea, GC
Mar 25	Mark Ewing, ASC
Apr 1	Shane Johnson, USCS
Apr 7	Eric Chavez, ASC
Apr 15	Roman Miestowski, ASC
Apr 22	Dave Hieb, USCA
Apr 29	Eric Chavez, ASC
May 7	Eric Chavez, ASC

1993

Team	PBC	W-L
1. Armstrong State #	14-3-1	45-13-1
2. USC Aiken #	13-7	46-18
3. Francis Marion #	13-8	28-15
4. Columbus	10-8	22-25
5. Augusta	9-11	26-26
6. Georgia College	7-13	20-26
7. Pembroke State	7-14	23-30
8. USC Spartanburg	4-13-1	15-25-1
* Kennesaw State	0-0	36-16

* Not eligible for conference title
NCAA tournament participant

All-PBC

1B John Booker, ASC
2B Chris Hodge, AC
3B Tom Estep, FMU
SS Doug Ternik, CC
DH Ty Stott, USCS
C Chris Militsis, ASC
OF Steve Young, ASC
Scott DeHaven, ASC
Kurt Venneman, USCA
Ed Evans, CC
UI Steve Wilfing, FMU
P Bryan Ward, USCA
Daryll Boyd, ASC
Chris Locane, FMU
Tony Locey, CC

Player of the Year

Chris Hodge, AC

Pitcher of the Year

Daryll Boyd, ASC

Coach of the Year

Gary Gilmore, USCA

1993

Player of the Week

Mar 15	John Booker, ASC
Mar 22	John Booker, ASC
Mar 29	Chris Hodge, AC
Apr 5	Angel Vega, ASC
Apr 12	Steve Wilfing, FMU
Apr 19	Mike Sullivan, GC

Pitcher of the Week

Mar 15	Steve Lee, USCA
Mar 22	Chris Locane, FMU
Mar 29	Rusty Kea, GC
Apr 5	Jack Baldwin, PSU
Apr 12	Jim Ridenour, PSU
Apr 19	Antone Brooks, FMU

1994

Team	PBC	W-L
1. USC Aiken	16-5	35-22
2. Armstrong State #	15-6	50-15-1
3. Georgia College	14-7	40-18-1
4. Columbus #	11-10	35-23
5. Augusta	10-11	22-30
6. Francis Marion	8-13	14-22
7. Pembroke State	7-14	20-24
8. USC Spartanburg	3-18	14-30
* Kennesaw State	0-0	48-14

* Not eligible for conference title
NCAA tournament participant

All-PBC

1B Danny O'Rourke, GC
2B Adam Riggs, USCA
3B Keith Daugherty, CC
SS Paul Hibbitts, GC
DH Tony Kunka, ASC
C Derrick Roadcap, FMU
OF Tarry Stokes, AC
Brett Thees, CC
Jason Westbrook, USCS
UO Dave McLaughlin, ASC
UI Brian Simpson, USCS
P Chris Tidwell, ASC
Steve Shimp, GC
Tim Trawick, CC
Gary White, USCA

Player of the Year

Adam Riggs, USCA

Pitcher of the Year

Tim Trawick, CC

Coach of the Year

Steve Mrowka, GC

1994

Player of the Week

Feb 14	Deron Spink, ASC
Feb 21	Chip Fiscofer, GC
Mar 9	Danny O'Rourke, GC
Mar 16	Tarry Stokes, AC
Mar 23	Tarry Stokes, AC
Mar 30	Jason Westbrook, USCS
Apr 6	Carlos Otero, USCA
Apr 13	Steve Meyer, KSC
Apr 20	John Wilson, ASC

Pitcher of the Week

Feb 14	Chris Tidwell, ASC
Feb 21	Brian Treudler, USCS
Mar 9	Scot Donovan, ASC
Mar 16	Mason Rose, AC
Mar 23	Chad McLamb, FMU
Mar 30	Steve Shimp, GC
Apr 6	Chris Tidwell, ASC
Apr 13	Mike Zambrano, USCA
Apr 20	Tim Trawick, CC



Peach Belt Conference Year-By-Year

1995

<u>Team</u>	<u>PBC</u>	<u>W-L</u>
1. Kennesaw State #	19-4	43-14
2. Georgia College #	17-6	49-19-1
3. Columbus	14-10	39-21
<i>Armstrong State</i>	14-10	27-23
USC Aiken	14-10	34-24
6. Francis Marion	12-12	26-16
7. Augusta	7-17	15-36
8. Pembroke State	6-16	20-26
9. USC Spartanburg	2-20	10-31

NCAA tournament participant

All-PBC

1B	Chris Grady, GC
2B	Darrell Baggett, KSC
3B	Keith Daugherty, CC
SS	Dustin Sands, FMU
DH	Jason Westbrook, USCS
C	Ryan Coe, KSC
OF	Tarry Stokes, AC
	Brett Thees, CC
	Greg Winters, GC
	Ceano Truesdale, USCA
UI	Mike Terciera, GC
P	Chris McKnight, KSC
	Tim Trawick, CC
	Kris Hale, PSU
	Johnny Whited, GC

Player of the Year

Ryan Coe, KSC

Pitcher of the Year

Chris McKnight, KSC

Coach of the Year

Mike Sansing, KSC

1995

Player of the Week

Feb 27	Ryan Coe, KSC
Mar 13	Ryan Coe, KSC
Mar 21	Ryan Coe, KSC
Mar 29	Ricky DeSana, USCA
Apr 5	Keith Daugherty, CC
Apr 12	Dusty DeVore, CC
Apr 19	Tarry Stokes, AC
Apr 26	Matt Mathews, CC
May 3	Chris Grady, GC

Pitcher of the Week

Feb 27	Kris Hale, PSU
Mar 13	Tim Trawick, CC
Mar 21	Johnny Whited, GC
Mar 29	Jason Hucks, USCA
Apr 5	David Curley, GC
Apr 12	Chris McKnight, KSC
Apr 19	Mike Hopper, ASC
Apr 26	Tim Trawick, CC
May 3	Brett Thees, CC

1996

<u>Team</u>	<u>PBC</u>	<u>W-L</u>
1. Columbus College #	18-5	38-10
2. Kennesaw State #	17-6	39-14
3. Armstrong State	13-9	31-23
4. Georgia College #	12-11	34-21
5. USC Aiken	10-14	32-23
6. Pembroke State	10-14	24-24
7. Francis Marion	8-13	16-21
8. USC Spartanburg	9-15	18-28
9. Augusta College	7-17	20-30

NCAA tournament participant

All-PBC

1B	Dusty DeVore, CC
2B	Chris Grady, GC
3B	Jason Backus, GC
SS	Marty Richburg, CC
DH	Brian Autry, FMU
C	Chris Halliday, KSC
OF	Brandon O'Hearn, CC
	Greg Winters, GC
	Ceano Truesdale, USCA
	Kevin Parker, FMU
P	Jason Childers, KSC
P	Jeff Agard, ASC
P	Rodney Stevenson, CC
P	Matt Johnson, USCA

Player of the Year

Brandon O'Hearn, CC

Pitcher of the Year

Jason Childers, KSC

Coach of the Year

Chip Reese, CC

1996

Player of the Week

Feb 14	Greg Winters, GC
Feb 21	Ryan Girard, AC
Mar 6	Matt Dover, USCS
Mar 14	Chris Halliday, KSC
Mar 20	Mike Faehrich, USCA
Mar 27	Ceano Truesdale, USCA
Apr 3	Dusty DeVore, CC
Apr 10	Jason Backus, GC
Apr 17	Davis Port, CC
Apr 24	Jeff Agard, ASC
May 1	Brandon O'Hearn, CC

Pitcher of the Week

Feb 14	Scotty Smith, AC
Feb 21	Quinn Collins, GC
Mar 6	Jeff Agard, ASC
Mar 14	Jason Childers, KSC
Mar 20	Jeff Agard, ASC
Mar 27	Matt Johnson, USCA
Apr 3	Christian Hess, FMU
Apr 10	Rodney Stevenson, CC
Apr 17	Mell Bishop, PSU
Apr 24	Ben Wiggins, CC
May 1	Jason Childers, KSC

1997

<u>Team</u>	<u>PBC</u>	<u>W-L</u>
1. Kennesaw State #	19-4	47-14
2. Georgia C&SU #	18-6	41-24
3. Francis Marion	14-9	30-17
4. Columbus State	14-10	32-23
5. Armstrong Atlantic	10-14	33-25
6. UNC Pembroke	9-14	27-29
7. Augusta State	9-15	25-28
8. USC-Aiken	9-15	21-35
9. USC-Spartanburg	4-19	10-33

NCAA tournament participant

All-PBC

1B	Dale Beasley, ASU
2B	Chris Howard, GCSU
3B	Jason Backus, GCSU
SS	Marty Richburg, CSU
DH	Steve Mitrovich, FMU
C	Matt Mathews, CSU
OF	Brannon Whatley, KSU
	Richie Blankenship, GCSU
	Ryan Peavey, GCSU
	Burt Beatson, FMU
UI	Seth LaFera, KSU
P	Steven Padgett, ASU
	Kevin Mobley, GCSU
	Jeremy Haplin, FMU
	Donnie Thomas, KSU

Player of the Year

Marty Richburg, CSU

Pitcher of the Year

Donnie Thomas, KSU

Freshman of the Year

Mike Ryan, USCS

Coach of the Year

Steve Mrowka, GCSU

1997

Player of the Week

Feb 19	Chad Mathis, CSU
Mar 5	Steve Mitrovich, FMU
Mar 12	Dale Beasley, ASU
Mar 19	Tory Tarlenton, ASU
Mar 26	Adam Wilson, AASU
Apr 2	Jason Backus, GCSU
Apr 9	Ryan Peavey, GCSU
Apr 16	Marty Richburg, CSU
Apr 23	Matt Griffin, AASU
Apr 30	Lee Carter, FMU
May 7	Brannon Whatley, KSU

Pitcher of the Week

Feb 19	Brian McDonald, CSU
Mar 5	Jerry Waller, FMU
Mar 12	Dan Wiggins, GCSU
Mar 19	Mark Copeland, AASU
Mar 26	Chip Cason, GCSU
Apr 2	Mark Copeland, AASU
Apr 9	Donnie Thomas, KSU
Apr 16	Donnie Thomas, KSU
Apr 23	Kevin Mobley, GCSU
Apr 30	Kevin Mobley, GCSU
May 7	Jason Childers, KSU

Peach Belt Conference Year-By-Year



1998

Team	PBC	W-L
1. Kennesaw State #	27-1	61-5
2. North Florida	15-11	32-21
3. Georgia C&SU	16-12	31-26
4. Lander	15-12	24-28
5. Armstrong Atl. #	15-14	38-21
6. Francis Marion	15-14	23-24
7. Columbus State #	14-14	34-27
8. USC Aiken	13-16	27-25
9. Augusta State	11-16	23-25
10. UNC Pembroke	8-20	24-25
11. USC Spartanburg	5-24	13-39

NCAA tournament participant

All-PBC

1B Brad Bouras, CSU
2B Dustin Sands, FMU
3B Nathan Cothran, KSU
SS Bobby Jensen, USCA
DH Barry Mongello, FMU
C Andy Yalgue, AASU
OF David Ruhr, AASU
Brannon Whatley, KSU
Aaron Fera, GCSU
Jason Jones, KSU
UI Johnny Pickens, CSU
P Jeremy Wedel, AASU
Dusty Keppen, KSU
Chris Bowen, KSU
Casey Bates, CSU

Player of the Year

Jason Jones, KSU

Pitcher of the Year

Jeremy Wedel, AASU

Freshman of the Year

Brad Bouras, CSU

Coach of the Year

Mike Sansing, KSU

1998

Player of the Week

Feb 17 Beau Whitenack, USCA
Mar 3 Nathan Cothran, KSU
Mar 11 Robbie Smith, ASU
Mar 18 David Ruhr, AASU
Mar 25 Andy Bast, GCSU
Apr 1 Nathan Cothran, KSU
Apr 8 Johnny Pickens, CSU
Apr 15 Antonio Evans, USCA
Apr 22 Kevin Jackson, UNF
Apr 29 Dustin Sands, FMU
May 6 Brannon Whatley, KSU

Pitcher of the Week

Feb 17 Casey Bates, CSU
Mar 3 Chris Bowen, KSU
Mar 11 Jonathan Aaron, LU
Mar 18 Quinn Uzelman, AASU
Mar 25 Trey Brasington, UNCP
Apr 1 Jeremy Wedel, AASU
Apr 8 Kevin Hiers, ASU
Apr 15 Gary Bohannon, KSU
Apr 22 Jeremy Wedel, AASU
Apr 29 Casey Bates, CSU
May 6 Jeremy Wedel, AASU

1999

Team	PBC	W-L
1. North Florida #	22-8	43-17
2. Kennesaw State #	21-9	49-14
3. Columbus State	20-9	34-17
4. Armstrong Atl. #	19-9	42-14
5. Lander	18-12	33-15
6. Georgia C&SU	18-12	34-21
7. Augusta State	14-16	27-29
8. UNC Pembroke	8-20	23-26
9. Francis Marion	8-21	14-28
10. USC Aiken	8-22	20-32
11. USC Spartanburg	5-24	21-33

NCAA tournament participant

All-PBC

1B Brad Bouras, CSU
2B Willie Harris, KSU
3B Willie Carter, ASU
SS Josh Turner, LU
INF Lee McCool, UNF
DH Callahan Morden, USCS
C K. Kay, UNF; R. Cornett, CSU
UT Jason Lockhart, UNCP
OF Jason Jones, KSU
Matt Schneider, UNF
Aaron Fera, GCSU
Antonio Evans, USCA
JuJu Foreman, ASU
P Adam Bernero, AASU
Dusty Keppen, KSU
Jonathan Aaron, LU
T. Pierce, CSU; G. Perry, KSU

RP Chris Humrich, AASU

Player of the Year

Jason Jones, KSU

Pitcher of the Year

Tony Pierce, CSU

Freshman of the Year

Matt Incinelli, UNF

Coach of the Year

Dusty Rhodes, UNF

1999

Player of the Week

Feb 16 Kevin Bullard, AASU
Mar 2 Aaron Fera, GCSU
Mar 10 Matt Schneider, UNF
Mar 17 Brad Bouras, CSU
Mar 24 Jason Jones, KSU
Mar 31 Lee McCool, UNF
Apr 7 Jason Jones, KSU
Apr 14 Willie Carter, ASU
Apr 21 Jason Jones, KSU
Apr 28 Willie Harris, KSU
May 3 Brad Bouras, CSU

Pitcher of the Week

Feb 16 Adam Bernero, AASU
Mar 2 Anthony Marini, KSU
Mar 10 Stephen Stewart, UNF
Mar 17 Dana Reece, CSU
Mar 24 Tony Pierce, CSU
Mar 31 Marty Watson, FMU
Apr 7 Adam Bernero, AASU
Apr 14 Tony Pierce, CSU
Apr 21 Joey Williams, AASU
Apr 28 Anthony Marini, KSU
May 3 Dana Reece, CSU

2000

Team	PBC	W-L
1. North Florida #	26-4	49-14
2. Georgia C&SU #	19-11	39-20
3. Columbus State	19-11	32-24
4. Kennesaw State #	18-12	38-20
5. Francis Marion	15-13	23-20
6. Armstrong Atlantic	15-15	37-17
7. USC Aiken	15-15	29-27
8. Lander	13-17	27-25
9. Augusta State	12-18	25-29
10. USC Spartanburg	6-24	13-40
11. UNC Pembroke	5-23	17-36

NCAA tournament participant

All-PBC

1B Brad Bouras, CSU
2B Lee McCool, UNF
3B Greg Labbe, UNF
SS Alfredo Lugo, GCSU
DH Chris Carr, GCSU
C K. Kay, UNF; T. Strange, ASU
UT K. Langley, FMU; R. Buffkin, ASU
OF Kyle Catrett, UNF
Travis Evans, KSU
Chris Clark, UNCP
J.P. Songin, GCSU
JuJu Foreman, ASU
P Matt Incinelli, UNF
Jason Burdette, CSU
Adam Horne, UNF
M. Smith, GCSU; L. Rodney, KSU
RP Jerrod Payne, UNF

Player of the Year

Brad Bouras, CSU

Pitcher of the Year

Matt Incinelli, UNF

Freshman of the Year

Travis Evans, KSU

Coach of the Year

Dusty Rhodes, UNF

2000

Player of the Week

Feb 15 Nolan Graham, FMU
Feb 22 Brad Bouras, CSU
Mar 8 Brad Bouras, CSU
Mar 15 J.P. Songin, GCSU
Mar 22 Juan Rodriguez, LU
Mar 29 Josh Corr, ASU
Apr 5 Travis Evans, KSU
Apr 12 Kyle Catrett, UNF
Apr 19 Lee McCool, UNF
Apr 26 Chris Carr, GCSU
May 2 Kevin Bullard, AASU

Pitcher of the Week

Feb 15 Joey Williams, AASU
Feb 22 Zach Conrad, USCA
Mar 8 Kyle Lucas, FMU
Mar 15 Steve Pacheco, GCSU
Mar 22 Lee Rodney, KSU
Mar 29 Matt Incinelli, UNF
Apr 5 Nate Cotton, KSU
Apr 12 Nat Stoner, FMU
Apr 19 Lee Rodney, KSU
Apr 26 Mike Wood, UNF
May 2 John Miniscalco, CSU

Peach Belt Conference Year-By-Year

2001

Team	PBC	W-L
1. North Florida #	25-5	47-17
2. Kennesaw State #	21-9	45-15
3. GC&SU #	20-10	41-18
4. Armstrong Atlantic 18-12	38-15	
5. Lander	18-12	33-18
6. Columbus State	15-15	37-19
7. USC Aiken	14-16	30-25
8. Augusta State	11-19	28-24
9. UNC Pembroke	10-20	27-26
10. Francis Marion	9-21	24-27
11. USC Spartanburg	4-26	12-42

NCAA tournament participant

All-PBC

1B Chris Carr, GCSU
2B Lloyd Turner, KSU
3B Ladd Hammond, CSU
SS Alfredo Lugo, GCSU
DH Brad Bouras, CSU
C Will Foskey, ASU
David Harriman, AASU
UT Donny Hood, KSU
Bo Counts, KSU
OF Kirk Nordness, AASU
Ricky Willis, UNF
Matt May, ASU
Tavis Cummings, USCA
Travis Evans, KSU
P Matt Incinelli, UNF
Tod Ewasko, UNF
B.J. Brinkmeier, AASU
S. Pacheco, GCSU
B. Rauch, UNF
RP Brad Reed, KSU

Player of the Year

Chris Carr, GC&SU

Pitcher of the Year

Tod Ewasko, UNF

Freshman of the Year

Dustin Atkinson, KSU

Coach of the Year

Dusty Rhodes, UNF

2001

Player of the Week

Feb 13 Ryan Chromek, AASU
Feb 20 Jay Bayer, CSU
Feb 27 Ben Johanning, UNF
Mar 6 Alfredo Lugo, GCSU
Mar 13 Chris Gilstrap, CSU
Mar 20 Chris Carr, GCSU
Mar 27 Chris Carr, GCSU
Apr 3 Bo Counts, KSU
Apr 10 David Harriman, AASU
Apr 17 David Harriman, AASU
Apr 24 Brad Bouras, CSU
May 1 Donny Hood, KSU

Pitcher of the Week

Feb 13 Zach Conrad, USCA
Feb 20 Brian Rauch, UNF
Feb 27 Tod Ewasko, UNF
Mar 6 Buck Bradberry, CSU
Mar 13 B.J. Brinkmeier, AASU
Mar 20 Kyle Lucas, FMU
Mar 27 Ben Genrich, KSU
Apr 3 Kyle Lucas, FMU
Apr 10 Andy Mitchell, USCA
Apr 17 Mark Ray, Lander
Apr 24 Zach Conrad, USCA
May 1 Tod Ewasko, UNF

2002

Team	PBC	W-L
1. Kennesaw State #	25-5	46-13
2. North Florida #	23-7	40-16
3. Columbus State #	21-9	48-15
4. GC&SU	20-10	36-18
5. USC Aiken	16-14	37-19
6. Augusta State	13-16	30-24
7. Francis Marion	13-17	26-27
8. Armstrong Atlantic 11-18	34-21	
9. UNC Pembroke	9-21	25-29-1
10. Lander	7-22	19-29
11. USC Spartanburg	5-24	21-34

NCAA tournament participant

All-PBC

1B Chris Cooper, ASU
2B Demetrick Drumming, USCA
3B Lloyd Turner, KSU
SS Donny Hood, KSU
DH Tavis Cummings, USCA
C David Harriman, AASU
Andrew Ginther, CSU
UT Ryan Soehlig, UNF
Chris Gilstrap, CSU
OF Kirk Nordness, AASU
Ashley Farr, USCA
Travis Evans, KSU
Andy Jewell, UNCP
Gary Harris, GC&SU
P Matt Incinelli, UNF
Jason Burdette, CSU
Mike Roga, AASU
Grant Reynolds, KSU
Michael Joyce, GC&SU
RP Brian Baker, CSU

Player of the Year

Donny Hood, KSU

Pitcher of the Year

Grant Reynolds, KSU

Freshman of the Year

Chris Nowak, USC Spartanburg

Coach of the Year

Mike Sansing, KSU

2002

Player of the Week

Feb 11 Jon Chappell, GCSU
Feb 18 Stacy Bennett, AASU
Mar 5 David Harriman, AASU
Mar 11 Ricky Willis, UNF
Mar 18 Donny Hood, KSU
Mar 25 Taylor Groce, CSU
Apr 1 Ashley Farr, USCA
Apr 8 Ryan Soehlig, UNF
Apr 15 Andrew Ginther, CSU
Apr 22 Chris Gilstrap, CSU
Apr 29 Ladd Hammond, CSU
May 13 Christian Corvos, GCSU

Pitcher of the Week

Feb 11 Matt Incinelli, UNF
Feb 18 Brian Allen, AASU
Mar 5 Paul Ferrell, USCA
Mar 11 Mike Roga, AASU
Mar 18 Adam Horne, UNF
Mar 25 Grant Reynolds, KSU
Apr 1 Matt Goyen, GCSU
Apr 8 Jason Burdette, CSU
Apr 15 Erin Jones, FMU
Apr 22 Jason Nuzny, USCA
Apr 29 Matt Pender, KSU
May 13 Jason Burdette, CSU

2003

Team	PBC	W-L
1. Armstrong Atlantic # 20-10	36-15	
North Florida #	18-9	39-18
3. Kennesaw State #	18-10	30-20
4. Francis Marion #	18-12	40-18
5. Columbus State	15-14	33-20
6. GC&SU	15-15	29-22
7. Augusta State	13-16	30-21
USC Aiken	13-16	30-24
9. Lander	10-19	27-29
10. UNC Pembroke	10-20	28-25
11. USC Spartanburg	9-18	28-26

NCAA tournament participant

All-PBC

1B Taylor Groce, CSU
2B Demetrick Drumming, USCA
3B Jose Leger, GC&SU
SS Jason Weaver, FMU
DH John Graham, ASU
C Eddie Campbell, GC&SU
Andrew Ginther, CSU
UT Stacy Bennett, AASU
Scott Conway, KSU
OF Matt May, ASU
Ashley Farr, USCA
Jon Love, KSU
Jeff Millsaps, UNF
Clint Keown, USCA
P Erin Jones, FMU
Robert Burris, UNF
Jon Dobyms, AASU
Grant Reynolds, KSU
Jeremy Olson, AASU
RP Justin Cerrato, UNF

Player of the Year

Ashley Farr, USCA

Pitcher of the Year

Grant Reynolds, KSU

Freshman of the Year

Bennett Mayfield, ASU

Coach of the Year

Joe Roberts, AASU

2003

Player of the Week

Feb 11 George Fletcher, AASU
Feb 18 Bob Fenn, LU
Feb 25 Scott Conway, KSU
Mar 11 Brian Koon, CSU
Mar 17 Ashley Farr, USCA
Mar 24 Marion Knowles, UNF
Mar 31 Ashley Farr, USCA
Apr 7 Brandon McKinnon, AASU
Apr 14 Jeff Millsaps, UNF
Apr 21 Stacy Bennett, AASU
Apr 28 Clint Keown, USCA
May 13 Jeff Millsaps, UNF

Pitcher of the Week

Feb 11 Erin Jones, FMU
Feb 18 Grant Reynolds, KSU
Feb 25 Grant Reynolds, KSU
Mar 11 Brian Baker, CSU
Mar 17 Grant Reynolds, KSU
Mar 24 Grant Reynolds, KSU
Mar 31 Justin Cerrato, UNF
Apr 7 Grant Reynolds, KSU
Apr 14 Brent Hitz, UNCP
Apr 21 David Wilson, LU
Apr 28 David Wilson, LU
May 13 Jeremy Olson, AASU



Composite schedule of all PBC games in 2004

February

14	KSU at AASU (DH)	Noon
	USCA at USCS (DH)	1:00
	UNCP at UNF (DH)	1:00
	GCSU at FMU (DH)	1:00
	ASU at CSU (DH)	1:00
15	USCA at USCS	1:00
	UNCP at UNF	1:00
	KSU at AASU	1:00
	GCSU at FMU	1:00
	ASU at CSU	1:00
21	UNCP at USCS (DH)	1:00
	CSU at USCA (DH)	1:00
	GCSU at UNF (DH)	1:00
	ASU at Lander (DH)	1:00
	KSU at FMU (DH)	1:00
22	UNCP at USCS	1:00
	CSU at USCA	1:00
	GCSU at UNF	1:00
	ASU at Lander	1:00
	KSU at FMU	1:00
27	USCS at KSU	5:00
28	USCS at KSU (DH)	1:00
	Lander at UNCP (DH)	1:00
	FMU at ASU	2:00
29	FMU at ASU (DH)	12:30
	Lander at UNCP	1:00

March

5	Lander at GCSU	4:00
	FMU at USCA	6:00
	KSU at CSU	6:00
6	FMU at USCA (DH)	1:00
	Lander at GCSU (DH)	1:00
	KSU at CSU	1:00
13	USCS at GCSU (DH)	1:00
	USCA at Lander (DH)	1:00
	UNF at KSU (DH)	1:00
	FMU at UNCP (DH)	1:00
	AASU at ASU	2:00
14	AASU at ASU (DH)	12:30
	USCS at GCSU	1:00
	USCA at Lander	1:00
	UNF at KSU	1:00
	FMU at UNCP	2:00
19	USCS at FMU (DH)	1:00
	GCSU at USCA	6:00
20	UNF at AASU (DH)	Noon
	GSU at USCA (DH)	1:00
	UNCP at KSU (DH)	1:00
	Lander at CSU (DH)	1:00
21	UNF at AASU	1:00
	Lander at CSU	1:00
	UNCP at KSU	1:00
	USCS at FMU	2:00
26	ASU at KSU	6:00
27	FMU at UNF (DH)	1:00
	UNCP at GCSU (DH)	1:00
	ASU at KSU (DH)	1:00

	AASU at Lander	3:00
	CSU at USCS	4:00
28	CSU at USCS (DH)	1:00
	FMU at UNF	1:00
	UNCP at GCSU	1:00
	AASU at Lander (DH)	1:00

April

2	GCSU at ASU	3:00
3	USCS at AASU (DH)	Noon
	GCSU at ASU (DH)	12:30
	USCA at UNCP (DH)	1:00
	UNF at Lander (DH)	1:00
	FMU at CSU (DH)	1:00
4	USCS at AASU	1:00
	USCA at UNCP	1:00
	UNF at Lander	1:00
	FMU at CSU	1:00
9	USCA at ASU	3:00
	AASU at FMU	3:00
	KSU at GCSU	5:00
	Lander at USCS	5:00
	CSU at UNF	6:00
10	USCA at ASU (DH)	12:30
	CSU at UNF (DH)	1:00
	KSU at GCSU (DH)	1:00
	Lander at USCS (DH)	1:00
	AASU at FMU (DH)	1:00
16	USCA at KSU	6:00
	Lander at FMU	6:00
17	USCS at UNF (DH)	1:00
	USCA at KSU (DH)	1:00
	Lander at FMU (DH)	1:00
	ASU at UNCP	3:00
	AASU at CSU	5:00
18	USCS at UNF	1:00
	ASU at UNCP (DH)	1:00
	AASU at CSU (DH)	1:00
23	ASU at USCS	6:00
	UNF at USCA	6:30
24	UNF at USCA (DH)	1:00
	ASU at USCS (DH)	1:00
	CSU at UNCP (DH)	1:00
	GCSU at AASU	3:00
25	CSU at UNCP	1:00
	GCSU at AASU (DH)	1:00
30	UNF at ASU	3:00
	UNCP at AASU	3:30
	CSU at GCSU	7:00

May

1	UNF at ASU (DH)	12:30
	UNCP at AASU (DH)	1:00
	CSU at GCSU (DH)	1:00
6	KSU at Lander	6:00
7	KSU at Lander (DH)	2:00
	AASU at USCA	7:30
8	AASU at USCA (DH)	5:00

Overall Records

Team	W-L	PCT.
1. KSU	502-160	.758
2. UNF	250-105	.704
3. AASU	463-214	.683
4. CSU	421-250	.627
5. GCSU	419-264	.613
6. USCA	386-291	.570
7. FMU	284-250	.532
8. Lander	163-144	.531
9. ASU	296-328	.474
10. UNCP	253-318	.443
11. USCS	195-383	.387

PBC Records

Team	W-L	PCT.
1. KSU	185-62	.749
2. UNF	129-44	.746
3. AASU	175-121	.591
3. GCSU	179-125	.589
4. CSU	177-124	.588
6. USCA	151-142	.523
7. FMU	133-151	.468
8. Lander	81-94	.463
9. ASU	121-182	.399
10. UNCP	89-196	.312
11. USCS	63-234	.212

2004 PBC Preseason Baseball Poll

1. KSU (5)	94
2. UNF (4)	90
3. AASU	79
4. GC&SU (2)	77
5. CSU	61
6. FMU	58
7. USCA	42
8. ASU	41
9. Lander	29
10. USCS	19
11. UNCP	15



PBC in Postseason and Rankings

PBC Teams In World Series Since 1988

- 1988 - Armstrong Atlantic State (5th)
- 1989 - Armstrong Atlantic State (7th)
North Florida (NAIA 3rd)
- 1990 - Columbus State (5th)
- 1991 - North Florida (NAIA 3rd)
- 1992 - None
- 1993 - USC Aiken (5th)
- 1994 - Armstrong Atlantic State (5th)
Kennesaw State (NAIA 1st)
- 1995 - Georgia College & State (2nd)
- 1996 - Kennesaw State (1st)
- 1997 - Kennesaw State (3rd)
- 1998 - Kennesaw State (2nd)
- 1999 - Kennesaw State (2nd)
- 2000 - North Florida (3rd)
- 2001 - North Florida (3rd)
- 2002 - Columbus State (1st)
- 2003 - Kennesaw State (3rd)



Darryl Boyd (throwing, below) was the PBC's top pitcher in 1993, going 7-1 and compiling a 1.79 ERA, leading the Pirates to a PBC championship and a South Atlantic Regional berth.

PBC Teams In NCAA South Atlantic Regionals Since 1988 (Seed in Parenthesis)

- 1988 - Armstrong Atlantic State (1)
Columbus State (2)
- 1989 - Armstrong Atlantic State (1)
- 1990 - Armstrong Atlantic State (1)
Columbus State (2)
- 1991 - Armstrong Atlantic State (1)
- 1992 - Armstrong Atlantic State (1)
USC Aiken (2)
- 1993 - USC Aiken (1)
Armstrong Atlantic State (2)
Francis Marion (3)
- 1994 - Columbus State (1)
Armstrong Atlantic State (2)
North Florida (2 - South)
- 1995 - Kennesaw State (1)
North Florida (1 - South)
Georgia College & State (3)
- 1996 - Kennesaw State (1)
Columbus State (2)
- 1997 - Kennesaw State (1)
Georgia College & State (3)
North Florida (3 - South)
- 1998 - Kennesaw State (1)
Armstrong Atlantic State (2)
Columbus State (4)
- 1999 - North Florida (1)
Kennesaw State (3)
Armstrong Atlantic State (4)
- 2000 - North Florida (1)
Georgia College & State (3)
Kennesaw State (4)
- 2001 - North Florida (1)
Kennesaw State (2)
Georgia College & State (3)
- 2002 - Kennesaw State (1)
North Florida (2)
Columbus State (3)
GC&SU (4)
- 2003 - North Florida (1)
Armstrong Atlantic State (2)
Kennesaw State (3)
Francis Marion (4)

PBC Teams In NCAA DII Final Poll Since 1988 (Rank in Parenthesis)

- 1988 - Armstrong Atlantic State (4)
Columbus State (8)
- 1989 - Armstrong Atlantic State (1)
Columbus State (15)
- 1990 - Armstrong Atlantic State (1)
Columbus State (17)
- 1991 - Armstrong Atlantic State (12)
- 1992 - USC Aiken (6)
Armstrong Atlantic State (8)
Columbus State (18)
- 1993 - USC Aiken (5)
Armstrong Atlantic State (11)
Francis Marion (19)
- 1994 - Armstrong Atlantic State (5)
North Florida (10)
Georgia College & State (14)
Columbus State (17)
- 1995 - Georgia College & State (2)
Kennesaw State (10)
North Florida (11)
Columbus State (23)
- 1996 - Kennesaw State (1)
Columbus State (7)
Georgia College & State (30)
Armstrong Atlantic State (31)
- 1997 - Kennesaw State (4)
Georgia College & State (7)
North Florida (11)
- 1998 - Kennesaw State (2)
Columbus State (18)
Armstrong Atlantic State (19)
North Florida (21)
- 1999 - Kennesaw State (2)
North Florida (5)
Armstrong Atlantic State (10)
Columbus State (12)
Lander (24)
Georgia College & State (30)
- 2000 - North Florida (3)
Georgia College & State (6)
Kennesaw State (17)
Columbus State (24)
Armstrong Atlantic State (25)
- 2001 - North Florida (3)
Kennesaw State (6)
Georgia College & State (10)
Armstrong Atlantic State (15)
Lander (18)
Columbus State (22)
- 2002 - Columbus State (1)
Kennesaw State (5)
North Florida (10)
Georgia College & State (14)
USC Aiken (20)
- 2003 - Kennesaw State (3)
North Florida (5)
Armstrong Atlantic State (9)
Francis Marion (18)
Columbus State (22)



PBC Yearly Statistical Leaders (Individual)



Batting

Yr	Player	GP	AB	H	Avg.
1992	Roman Miestowski, ASC	58	227	101	.445
1993	Chris Hodge, AC	51	177	72	.407
1994	Keith Daugherty, COL	54	205	84	.410
1995	Ryan Coe, KSC	51	192	87	.453
1996	Greg Winters, GC	58	186	78	.419
1997	Bert Beatson, FMU	44	163	68	.417
1998	Jason Jones, KSU	66	256	101	.395
1999	Willie Carter, KSU	55	222	92	.414
2000	J.P. Songin, GCSU	59	209	84	.402
2001	Chris Carr, GCSU	57	193	80	.415
2002	Ashley Farr, USCA	56	220	94	.427
2003	Ashley Farr, USCA	54	207	100	.483

RBI

Yr	Player	GP	RBI	RBI/Game
1992	Eric Chavez, ASC	59	82	1.39
1993	Tom Estep, FMU	43	57	1.33
1994	Tony Kunka, ASC	65	86	1.32
1995	Ryan Coe, KSC	51	67	1.31
1996	Dusty DeVore, COL	55	62	1.13
1997	Steve Mitrovich, FMU	46	48	1.04
1998	Jason Jones, KSU	66	103	1.56
1999	Jason Jones, KSU	63	93	1.48
2000	Kevin Kay, UNF	60	83	1.38
2001	Brad Bouras, CSU	54	67	1.24
2002	Ashley Farr, USCA	56	74	1.32
	Tavis Cummings, USCA	56	74	1.32
2003	Joseph Russell, UNF	57	75	1.32

Home Runs

Yr	Player	GP	HR	HR/Game
1992	Eric Chavez, ASC	59	21	0.36
1993	Chris Hodge, AC	51	18	0.35
1994	Tarry Stokes, AC	51	25	0.49
1995	Keith Daugherty, COL	60	15	0.25
1996	Dusty DeVore, COL	55	22	0.40
1997	Jason Backus, GCSU	64	18	0.28
1998	Jason Jones, KSU	66	26	0.39
1999	Jason Jones, KSU	63	25	0.40
2000	Chris Carr, GCSU	57	17	0.30
2001	Donny Hood, KSU	59	19	0.32
2002	Donny Hood, KSU	59	18	0.31
2003	Scott Conway, KSU	57	21	0.37

Doubles

Yr	Player	GP	2B	2B/Game
1992	Tom Estep, FMU	43	15	0.35
1993	Ty Stott, USCS	41	17	0.41
1994	Danny O'Rourke, GC	58	24	0.41
1995	Tarry Stokes, AC	49	21	0.43
1996	Chris Grady, GC	58	26	0.45
1997	Stanley Moss, USCS	43	18	0.42
1998	Brad Bender, CSU	51	24	0.47
1999	Jason Lockhart, UNCP	49	24	0.49
2000	Chris Carr, GCSU	57	24	0.42
2001	Lloyd Turner, KSU	60	23	0.38
2002	Chris Gilstrap, CSU	62	24	0.39
2003	Clint Watters, KSU	58	24	0.41

Triples

Yr	Player	GP	3B	3B/Game
1992	Brad Beatson, FMU	41	5	0.12
1993	Antone Brooks, FMU	40	4	0.10
1994	Greg Medford, USCS	42	5	0.12
1995	Greg Medford, USCS	38	5	0.13
1996	Ryan Girard, AC	49	7	0.14
1997	Bert Beatson, FMU	44	5	0.11
1998	Dustin Sands, FMU	46	6	0.13
1999	Tom Darby, LU	47	7	0.15
2000	Haydn Chinn, AASU	53	5	0.09
2001	Matt May, ASU	50	9	0.18
2002	Chris Boanen, AASU	55	6	0.11
2003	Six tied with 4			

Stolen Bases

Yr	Player	GP	SB-SBA	SB/Game
1992	Marquis Spell, FMU	43	30-35	0.70
1993	Brad Beatson, FMU	43	29-33	0.67
1994	Adam Riggs, USCA	57	42-47	0.74
1995	Brett Thees, CSU	58	46-51	0.79
1996	Joe Parks, KSU	56	37-42	0.66
1997	Lee Carter, FMU	47	27-32	0.57
1998	Scott Crabb, GCSU	53	27-33	0.51
1999	Willie Carter, ASU	55	35-42	0.64
2000	JuJu Foreman, ASU	54	49-58	0.91
2001	Gary Harris, GCSU	59	30-35	0.51
2002	Jason Samples, GCSU	52	31-43	0.60
2003	Clint Keown, USCA	53	52-59	0.98

Victories

Yr	Player	IP	W-L	Pct.
1992	Daryle Gavlick, ASC	100.0	11-1	.917
	Keith Linebarger, COL	116.7	11-3	.786
1993	Rob Jackson, AC	111.1	10-5	.667
1994	Tim Trawick, COL	99.2	11-2	.846
1995	Chris McKnight, KSC	107.1	13-0	1.000
1996	Rodney Stevenson, COL	124.0	13-2	.867
1997	Jeremy Halpin, FMU	97.0	13-2	.867
1998	Dusty Keppen, KSU	103.0	12-0	1.000
	Chris Bowen, KSU	119.2	12-2	.857
1999	Tony Pierce, CSU	113.0	12-1	.923
2000	Matt Incinelli, UNF	107.1	12-1	.923
2001	Brad Reed, KSU	58.2	14-1	.933
	Tod Ewasko, UNF	142.1	14-3	.824
	Brian Rauch, UNF	111.0	14-3	.824
2002	Erin Jones, FMU	117.2	12-6	.667
2003	Jon Dobyns, AASU	105.2	12-2	.857

Saves

Yr	Player	IP	ERA	Saves
1992	Steve Lee, USCA	40.1	0.89	8
1993	Tony Loyce, COL	49.0	1.29	11
1994	Scott Donovan, ASC	57.0	5.05	8
1995	Doug Louthan, ASC	62.2	2.44	8
1996	Brandon O'Hearn, COL	28.1	1.27	13
1997	Jason Jones, KSU	28.2	1.88	9
1998	Casey Jackson, ASU	19.1	1.40	5
	Mike Prokop, KSU	36.0	1.75	5
1999	Chris Humrich, AASU	26.2	3.04	10
2000	Jerrold Payne, UNF	54.2	1.65	14
2001	Mike Wood, UNF	80.1	4.59	16
2002	Brian Baker, CSU	58.0	2.02	8
2003	Justin Cerrato, UNF	44.0	1.84	10

Earned Runs

Yr	Player	IP	R	ER	ERA
1992	Daryle Gavlick, ASC	100.0	25	13	1.17
1993	Tony Loyce, COL	49.0	12	7	1.29
1994	Mason Rose, AC	57.2	15	11	1.72
1995	Chris McKnight, KSC	107.1	32	20	1.68
1996	Jeff Agard, ASC	78.0	22	9	1.04
1997	Donnie Thomas, KSU	98.1	31	20	1.83
1998	Jeremy Wedel, AASU	114.0	36	26	2.05
1999	Tony Pierce, CSU	113.0	37	26	2.07
2000	Adam Horne, UNF	89.2	28	18	1.81
2001	Ben Genrich, KSU	79.1	35	24	2.72
2002	Erin Jones, FMU	117.2	57	30	2.29
2003	Justin Walker, ASU	71.2	29	18	2.26

Strikeouts

Yr	Player	GP	IP	SO	K's/G
1992	Daryle Gavlick, ASC	14	100.0	124	11.16
1993	Bryan Ward, USCA	21	110.2	134	10.90
1994	Brian Britton, COL	19	119.0	133	10.10
1995	Chad Beagle, USCA	19	55.0	74	12.11
1996	Chip Cason, GC	17	91.2	99	9.77
1997	Kevin Mobley, GCSU	19	116.0	129	10.00
1998	Mark Copeland, AASU	14	56.0	58	9.64
1999	David Lee, LU	17	65.0	86	11.91
2000	Lee Rodney, KSU	14	79.2	92	10.37
2001	Tod Ewasko, UNF	22	142.1	108	6.84
2002	Grant Reynolds, KSU	17	103.0	134	11.71
2003	Grant Reynolds, KSU	16	98.0	115	10.56

Daryle Gavlick led all pitchers in NCAA Division II with 124 strikeouts in 1992





PBC Yearly Statistical Leaders (Team)

Batting

Yr	School	GP	AB	H	Avg.
1992	Armstrong State	59	2299	602	.316
1993	Armstrong State	59	1971	666	.338
1994	Kennesaw State	62	1902	628	.330
1995	Kennesaw State	55	1854	613	.331
1996	Francis Marion	37	1289	399	.310
1997	Francis Marion	47	1577	488	.309
1998	Kennesaw State	66	2250	768	.342
1999	Lander	48	1634	530	.324
2000	GC&SU	59	1977	625	.316
2001	Armstrong Atlantic	53	1787	615	.344
2002	Armstrong Atlantic	55	1890	641	.339
2003	USC Aiken	54	1890	626	.331

Scoring

Yr	School	GP	R	R/Game
1992	Armstrong State	59	502	8.51
1993	Armstrong State	59	565	9.58
1994	Armstrong State	66	571	8.65
1995	Kennesaw State	55	433	7.87
1996	Columbus College	56	399	7.13
1997	Kennesaw State	62	447	7.21
1998	Kennesaw State	66	628	9.51
1999	North Florida	60	506	8.43
2000	North Florida	63	514	8.16
2001	Columbus State	56	497	8.88
2002	Columbus State	63	511	8.11
2003	Augusta State	51	407	7.98

Home Runs

Yr	School	GP	HR	HR/Game
1992	N/A			
1993	Augusta College	51	64	1.25
1994	Augusta College	52	62	1.19
1995	Columbus College	60	55	0.92
1996	Columbus College	56	91	1.63
1997	Columbus State	55	63	1.15
1998	Kennesaw State	66	91	1.38
1999	North Florida	60	92	1.53
2000	USC Aiken	56	74	1.32
2001	Kennesaw State	60	69	1.15
2002	USC Aiken	56	78	1.39
2003	Kennesaw State	58	83	1.43

Stolen Bases

Yr	School	GP	SB-SBA	SB/Game
1992	N/A			
1993	Francis Marion	43	79-91	1.84
1994	USC-Aiken	57	150-174	2.63
1995	Georgia College	61	115-149	1.89
1996	Kennesaw State	65	107-138	1.65
1997	Francis Marion	47	77-109	1.64
1998	GC&SU	57	113-155	1.98
1999	GC&SU	55	141-181	2.56
2000	Augusta State	54	120-153	2.22
2001	Columbus State	56	135-172	2.41
2002	GC&SU	54	126-173	2.33
2003	GC&SU	51	113-155	2.22

Fielding

Yr	School	GP	PO	Ast	Err	Pct
1992	Columbus College	53	1280	491	64	.965
1993	Kennesaw State	54	1176	457	56	.967
1994	Kennesaw State	62	1415	623	93	.956
1995	Columbus College	60	1515	638	88	.961
1996	Columbus College	56	1455	608	76	.964
1997	Armstrong Atlantic	58	1444	639	85	.961
1998	Kennesaw State	66	1671	765	72	.971
1999	Armstrong Atlantic	56	1409	558	74	.964
2000	Armstrong Atlantic	54	1397	553	81	.960
2001	Lander	51	1261	517	74	.960
	Columbus State	56	1346	587	81	.960
2002	Kennesaw State	59	1513	626	71	.968
2003	Kennesaw State	58	1472	615	75	.965

Earned Runs

Yr	School	GP	IP	R	ER	ERA
1992	Armstrong State	59	495.1	203	128	2.33
1993	Armstrong State	59	502	243	145	2.69
1994	Armstrong State	66	567.2	311	212	3.36
1995	Kennesaw State	55	463.1	201	144	2.80
1996	Kennesaw State	65	562	242	189	3.03
1997	Kennesaw State	62	521	210	154	2.66
1998	Kennesaw State	66	557	192	154	2.49
1999	Kennesaw State	63	530	253	199	3.38
2000	Kennesaw State	58	491	247	189	3.46
2001	Francis Marion	51	426.1	259	182	3.84
2002	Columbus State	63	530.2	272	181	3.07
2003	Armstrong Atlantic	51	431.1	169	130	2.71



Eric Chavez led the Peach Belt in both home runs (21) and RBI (82) en route to PBC Player of the Year honors in 1992.



All-America Tony Kunka led the Peach Belt in RBIs in 1994 with 86 (1.32 per game).



Individual Batting Records

Highest Batting Average

Season .483 by Ashley Farr (USCA), 2003
Career .411 by Ryan Coe (KSC), 1994-95

Highest Slugging Percentage

Season .837 by Jason Jones (KSU), 1999
Career .732 by Ryan Coe (KSC), 1994-95

Most Games Played

Season 69 by Greg Winters (GC), 1995
Career 241 by Jason Jones (KSU), 1996-99

Most At Bats

Game 8, seven times. (4 times in 2002)
Season 271 by Kevin Baldwin, (KSU), 1998
Career 843 by Nathan Cothran (KSU), 1995-98

Most Runs Scored

Game 5 by many
Season 88 by Nathan Cothran (KSU), 1998
Career 230 by Brad Bouras (CSU), 1998-01

Most Hits

Game 6 by Julius Thames (KSU) vs. USCS, 3-31-02
 6 by Matt Easterwood (AASU) vs. Concord, 3-13-01
 6 by Jay Brendel (USCS) vs. Mars Hill, 2-16-97
 6 by Johnny Booker (ASC) vs. S.C. State, 3-30-93
Season 103 by Jason Jones (KSU), 1998
Career 303 by Brad Bouras (CSU), 1998-01

Most Runs Batted In

Game 10 by Jason Berry (USCS) vs. Belmont Abbey, 3-13-01
Season 103 by Jason Jones (KSU), 1998
Career 255 by Brad Bouras (CSU), 1998-01

Most Doubles

Game 4 by Nathan Grant (USCA) vs. Southern Indiana, 3-9-99
 4 by Chris Hodge (AC) vs. Presbyterian, 4-15-93
 4 by Steve Young (ASC) vs. Howard, 2-14-93
Season 26 by Chris Grady (GC), 1996
 26 by Kyle Catrett (UNF), 2000
Career 58 by Nathan Cothran (KSU), 1995-98

Most Triples

Game 3 by Rauf Tunali (KSU) vs. Lincoln Memorial, 2-22-97
Season 9 by Matt May (ASU), 2001
Career 18 by Dustin Sands (FMU), 1995-98

Most Home Runs

Game 4 by Steve Wilfing (FMU) vs. Newberry, 4-7-93
Season 26 by Jason Jones (KSU), 1998
Career 63 by Brad Bouras, 1998-01

Most Consecutive Games with a Home Run

7 by Ryan Coe (KSC, 1994)

Most Total Bases

Game 20 by Jason Berry (USCS) vs. Belmont Abbey, 3-13-01
Season 206 by Jason Jones (KSU), 1998
Career 561 by Brad Bouras (CSU), 1998-01

Most Walks

Game 4 by many
Season 67 by Greg Winters (GC), 1996
Career 199 by Greg Winters (GC), 1993-96

Most Times Hit by Pitch

Game 3, four times. Last: Michael Snelgrove (USCA) vs. C-N, 2-3-02
Season 30 by Deron Spink (ASC), 1994 (**DII National Record**)
Career 45 by J. Taylor (FMU), 1999-2000

Most Stolen Bases

Game 5 by Clint Keown (USCA) vs. Lindsey-Wilson, 3-12-03
Season 52 by Clint Keown (USCA), 2003
Career 87 by Clint Keown (USCA), 2001-03

Longest Hitting Streak

Season 41 by David Harriman (AASU), 2002 (**DII National Record**)
Career 41 by Jason Jones (KSU), 1998-99
 41 by David Harriman (AASU), 2002

Individual Pitching Records

Most Appearances

Season 33 by Mike Wood (UNF), 2001
 33 by Blake Allen (CSU), 2000
Career 81 by Johnny Whited (GC), 1993-96

Most Starts

Season 20 by Kevin Dye (GC), 1995
Career 65 by Matt Incinelli (UNF), 1999-2002

Most Complete Games

Season 12 by Rusty Kea (GC), 1992
 12 by Tod Ewasko (UNF), 2001
Career 22 by Kevin Dye (GC), 1992-95
 22 by Erin Jones (FMU), 2002-03

Most Relief Appearances

Season 32 by Mike Wood (UNF), 2001
Career 62 by Clay Farr (USCA), 1996-99

Most Wins

Season 14 by Brad Reed (KSU), 2001
 Tod Ewasko & Brian Rauch (UNF), 2001
Career 45 by Matt Incinelli (UNF), 1999-2002

Most Consecutive Wins

Season 13 by Chris McKnight (KSC), 1995
Career 17 by Chris McKnight (KSC), 1994-95

Highest Win-Loss Percentage (Min. 10 decisions)

Season 1.000 (12-0) by Jason Childers (KSC), 1996
 1.000 (12-0) by Dusty Keppen (KSU), 1998
 1.000 (10-0) by Adam Brandenburg (KSU), 2002
Career 1.000 (18-0) by Greg Perry (KSU), 1995-99

Most Saves

Season 16 by Mike Wood (UNF), 2001
Career 22 by Casey Jackson (ASU), 1996-98

Lowest Earned Run Average

Season 0.89 by Steve Lee (USCA), 1993
Career 1.91 by Steve Lee (USCA), 1992-93

Consecutive Scoreless Innings

Season 30.1 by Mark Ewing (ASC), 1992

Most Innings Pitched

Game 12.0 by Jason Nunzy (USCA) vs. AASU, 3-30-02
Season 144.2 by Kevin Dye (GC), 1995
Career 430.2 by Matt Incinelli (UNF), 1999-2002

Most Strikeouts

Game 19 by Jeremy Ward (UNCP) vs. AASU, 4-28-01
 19 by Grant Reynolds (KSU) vs. USCA, 3-14-03
Season 146 by Tony Pierce (KSU), 1999
Career 328 by Matt Incinelli (UNF), 1999-2002

Most Walks

Game 11 by Clint Brooks (ASC) vs. Valdosta State, 4-11-95
 11 by Antone Brooks (FMU) vs. USC Aiken, 3-30-93
Season 67 by Mark Copland (ASU), 1997
Career 172 by Chris Daniels (USCA), 1997-2000

Most Shutouts

Season 4 by Jason Childers (KSC), 1996
 4 by Daryle Gavlick (ASC), 1992
Career 5 by Jason Childers (KSU), 1996-97

Most Consecutive Shutouts

Season 3 by Mark Ewing (ASC), 1992

Individual Fielding Records

Most Putouts

Game 19 by six players (last: Andrew Graham (AASU) vs. Mars Hill, 2-9-03)
Season 490 by Bo Counts (KSU), 1999
Career 1,006 by Tory Tarleton (ASU), 1994-97

Most Assists

Game 10 by many (last: Adam Brandenburg, 2003 (twice))
Season 199 by Willie Harris (KSU), 1999
Career 513 by Alfredo Lugo (GCSU), 1998-01



Peach Belt Conference Records (All Games)

Most Errors

Game 5 by Brad Bender (ASC) vs. North Florida, 4-2-96
Season 42 by Shane Hopper (CSU), 1999
Career 74 by Dustin Sands (FMU), 1995-98

Most Passed Balls

Game 5 by David Gillespie (USCA) vs UNC Pembroke, 4-21-00
Season 31 by David Gillespie (USCA), 2000
Career 49 by Derrick Roadcap (FMU), 1991-94

Team Records

Most Wins in a Season: 61 by Kennesaw State, 1998 (**DII Record**)
Most Consecutive Wins: 30 by Kennesaw State, 1998
Most Consecutive Home Wins: 31 by Kennesaw State, 1998
Most Consecutive Away Wins: 11 by Kennesaw State, 1998
Best Won-Lost Percentage: .924 (61-5) by Kennesaw State, 1998
Most Losses in a Season: 42 by USC Spartanburg, 2001
Most Consecutive Losses: 16 by Pembroke State, 1994
Most Consecutive Home Losses: 10 by Pembroke State, 1994
Most Consecutive Away Losses: 9 by Francis Marion, 1999 & 2002
Longest Game: 16 inn. by Lander (3) vs. Francis Marion (1), 4-12-98
 16 inn. by GC&SU (8) vs. USC Aiken (7), 2-17-02

Team Batting Records

Highest Batting Average

Season .344 by Armstrong Atlantic State, 2001

Most At Bats

Game 58 by Francis Marion vs. Lander, 4-12-98
 58 by USC Aiken vs. GC&SU, 2-17-02
Season 2270 by Georgia College, 1995

Most Runs

Inning 16 by Kennesaw State vs. Knoxville, 4-19-96
Game 28 by Armstrong State vs. Howard, 2-19-94
 28 by North Florida vs. Kennesaw State, 4-5-03
Season 628 by Kennesaw State, 1998

Most Hits

Inning 13 by Kennesaw State vs. Knoxville, 4-19-96
Game 28 by North Florida vs. Kennesaw State, 4-5-03
 28 by USC Spartanburg vs. Belmont Abbey, 3-13-01
 28 by Francis Marion vs. Columbus, 3-29-93
Season 768 by Kennesaw State, 1998 (**DII National Record**)

Most Runs Batted In

Inning 15 by Kennesaw State vs. Knoxville, 4-19-96
Game 27 by USC Spartanburg vs. Belmont Abbey, 3-13-01
Season 558 by Kennesaw State, 1998

Most Doubles

Inning 5 by USC Aiken vs. GC&SU, 3-7-99
Game 11 by Armstrong State vs. S.C. State, 3-30-93
Season 152 by Kennesaw State, 1998

Most Triples

Inning 2 by Augusta College vs. USC Spartanburg, 4-14-95
 2 by Armstrong State vs. Howard, 2-19-94
Game 4 by four teams. Last: UNCP vs. Utica, 3-19-98
Season 38 by Armstrong State, 1994

Most Home Runs

Inning 3, several times
Game 11 by Francis Marion vs. Newberry, (4-7-93) (**DII Record**)
Season 92 by Columbus College, 1996
 92 by North Florida, 1999

Most Grand Slams

Game 2 by Francis Marion vs. Newberry, 4-7-93
 2 by USC Spartanburg vs. Belmont Abbey, 3-13-01
Season 5 by Armstrong State, 1994
 5 by USC Aiken, 2002

Most Total Bases

Inning 17 by Augusta College vs. Savannah State, 2-16-96
Game 69 by USC Spartanburg vs. Belmont Abbey, 3-13-01
Season 1,215 by Kennesaw State, 1998

Most Times Walked

Inning 7 by USC Aiken vs. Fairmont State, 3-7-00
 7 by Francis Marion vs. West Virginia State, 3-27-92
Game 18 by USC Aiken vs. Fairmont State, 3-7-00
Season 383 by Armstrong State, 1993

Most Sacrifice Hits

Game 6 by AASU vs. FMU, 4-6-03 (**ties DII Record**)
Season 68 by USC Aiken, 1992

Most Sacrifice Flies

Game 6 by Armstrong State vs. Gannon, 2-28-92
Season 62 by Armstrong State, 1994 (**DII Record**)

Most Stolen Bases

Inning 5 by Pembroke State vs. St. Andrews
Game 9, four times. Last by GC&SU vs. West Alabama, 3-28-01
Season 168 by USC Aiken, 1992

Most Stolen Base Attempts

Inning 6 by Pembroke State vs. St. Andrews
Game 11 by GC&SU vs. USC Aiken, 2-17-02
Season 202 by USC Aiken, 1992

Most Times Hit by Pitch

Inning 4 by Armstrong Atlantic vs. Adelphi, 3-7-00
Game 9 by USC Aiken vs. Taylor, 3-28-02
Season 77 by Georgia College & State Univ., 1997

Most Consecutive Games Without Being Shutout, Season

66 by Kennesaw State, 1998

Most Consecutive Games Without Being Shutout, Overall

260 by USC Aiken, 3-9-96 to 3-4-00

Largest Winning Margin

Game 26 by Francis Marion (26) vs. Newberry (0), 4-7-93

Team Pitching Records

Most Complete Games

Season 26 by Georgia College, 1992

Lowest Earned Run Average

Season 2.33 by Armstrong State, 1992

Most Innings Pitched

586.2 by Georgia College, 1995

Most Strikeouts

Inning 4, several times
Game 22 by Columbus State vs. USC Aiken, 5-11-94
Season 510 by USC Aiken, 1995

Most Walks Allowed

Inning 6, several times
Game 22 by Columbus State vs. Huntingdon, 4-13-99
Season 297 by Armstrong State, 1994

Most Shutouts

Season 12 by Kennesaw State, 1998

Most Saves

Season 20 by Columbus College, 1996

Team Fielding Records

Most Putouts

Game 48 by Francis Marion vs. Lander, 4-12-98
 48 by GC&SU vs. USC Aiken, 2-17-02
 48 by USC Aiken vs. GC&SU, 2-17-02
Season 1760 by Georgia College, 1995

Most Assists

Inning 7, several times
Game 25 by Kennesaw State vs. Montreat, 3-11-96
Season 771 by Kennesaw State, 1993

Most Errors

Inning 4 by Augusta State vs. Erskine, 3-31-98
Game 9 by Francis Marion vs. UNC Pembroke, 2-14-98
 9 by Francis Marion vs. Lander, 4-12-98
Season 157 by Georgia College & State Univ., 1997

Most Double Plays

Game 6 by Lander vs. USC Aiken, 3-15-98 (**T-DII Record**)
Season 65 by Kennesaw State, 1999
 65 by Armstrong State, 1994

Most Passed Balls

Game 5 by GC&SU vs. UNC Pembroke, 4-21-00
 5 by GC&SU vs. UNC Pembroke, 4-6-03
Season 41 by USC Aiken, 2000



The Pirates turned an NCAA Division II-leading 65 double plays in 1994



Individual Batting Records

Highest Batting Average

Season .469 by Ryan Coe (KSC), 1995
Career .390 by Tarry Stokes (AC), 1992-95

Highest Slugging Percentage

Season 1.059 by Tarry Stokes (AC), 1995
Career .713 by Tarry Stokes (AC) 1992-95

Most Games

Season 30 by many
Career 115 by Jerry Honeycutt (FMU), 2000-03

Most At Bats

Game 8 by five players
Season 128 by Demetrick Drumming (USCA), 2002
Career 411 by Jerry Honeycutt (FMU), 2000-03

Most Runs Scored

Game 5 by Joseph Russell (UNF) vs. Augusta State, 2-23-03
 5 by Bo Counts (KSU) vs. USC Aiken, 4-28-01
 5 by Antone Brooks (FMU) vs. Columbus, 3-29-93
Season 44 by Willie Harris (KSU), 1999
Career 85 by Alfredo Lugo (GC&SU), 1998-2001

Most Hits

Game 5 by many
Season 50 by Antonio Evans (USCA), 1999
Career 118 by Alfredo Lugo (GC&SU), 1998-2001

Most Runs Batted In

Game 8 by Scott Conway (KSU) vs. Francis Marion, 2-22-03
Season 44 by Jason Jones (KSU), 1999
Career 93 by Jason Jones (KSU), 1996-99

Most Doubles

Game 3, six times.
Season 14 by Chris Gilstrap (CSU), 2002
Career 31 by Dustin Sands (FMU), 1995-98

Most Triples

Game 2, four times. Last: Gary Harris (GC&SU) vs. CSU, 4-27-01
Season 6 by Dustin Sands (FMU), 1998
Career 12 by Dustin Sands (FMU), 1995-98

Most Home Runs

Game 3, three times. Last: John Harper (LU) vs. USCS, 4-4-98
Season 14 by Jason Jones (KSU), 1999
Career 25 by Jason Jones (KSU), 1996-99

Most Consecutive Games with a Home Run

4 by David Harriman (AASU), 4-14-01 to 4-21-01

Most Total Bases

Game 13 by Jon Love (KSU) vs. Francis Marion, 2-22-03
 13 by Seth LaFera (KSU) vs. USC Aiken, 4-20-97
Season 94 by Jason Jones (KSU), 1999
Career 215 by Jason Jones (KSU), 1996-99

Most Walks

Game 4, six times.
Season 27 by Chris Edwards (USCA), 2000
Career 61 by Tory Tarleton (ASU), 1994-97

Most Stolen Bases

Game 4 by many
Season 22 by Jason Samples (GCSU), 2002
Career 36, Jason Samples (GCSU), 2000-02

Longest Hitting Streak

Season 17 games by Richie Blankenship (GCSU), 1997
 17 games by Gary Harris (GCSU), 2001
 17 games by David Harriman (AASU), 2002

Individual Pitching Records

Most Appearances

Season 16 by Brad Reed (KSU), 2001
 16 by Lee Cromer (USCA), 2002
Career 39 by Will Anderson (GCSU), 1999-2002

Most Starts

Season 11 by Wes McColl (USCA), 2003
Career 31 by Chris Daniels (USCA), 1997-2000

Most Complete Games

Season 9 by Erin Jones (FMU), 2003
 9 by Tony Pierce (CSU), 1999
Career 17 by Erin Jones (FMU), 2002-03

Most Relief Appearances

Season 16 by Lee Cromer (USCA), 2002
Career 38 by Will Anderson (GCSU), 1999-2002

Most Wins

Season 9 by Tony Pierce (CSU), 1999
Career 29 by Matt Incinelli (UNF), 1999-2002

Most Consecutive Wins

Season 8 by Jon Dobyans (AASU), 2003
 8 by Tony Pierce (CSU), 1999
 8 by Matt Incinelli (UNF), 2002
Career 11 by Darryll Boyd (AASU) (11-0), 1992-93

Highest Win-Loss Percentage (Min. seven decisions)

Season 1.000 (8-0) by Jon Dobyans (AASU), 2003
 1.000 (7-0) by Chris McKnight (KSC), 1995
Career 1.000 (11-0) by Darryll Boyd (AASU), 1992-93

Most Saves

Season 6 by Justin Cerrato (UNF), 2003
Career 7 by Will Anderson (GCSU), 1999-2002

Best Earned Run Average (min. 30.0 IP)

Season 0.89 by Marty Watson (FMU), 1998 (30.1 IP)
Career 2.44 by Chris Bowen (KSU), 1996-99

Most Consecutive Scoreless Innings

Season 21.1 by Mark Ewing (ASC), 1992

Most Innings Pitched

Game 12.0, Jason Nuzny (USCA) vs. AASU, 3-30-02
Season 87.0 by Tony Pierce (CSU), 1999
Career 274.0 by Matt Incinelli (UNF), 1999-2002

Most Strikeouts

Game 19 by Grant Reynolds (KSU) vs. USC Aiken, 3-14-03
 19 by Jeremy Ward (UNCP) vs. AASU, 4-28-01
Season 96 by Erin Jones (FMU), 2003
Career 208 by Matt Incinelli (UNF), 1999-2002

Most Walks

Game 11 by Antone Brooks (FMU) vs. USC Aiken, 3-30-93
Season 45 by Chris Daniels (USCA), 2000
Career 127 by Chris Daniels (USCA), 1997-2000

Most Shutouts

Season 3 by Steve Pacheco (GCSU), 2001
 3 by Jeremy Wedel (AASU), 1998
Career 5 by Adam Horne (UNF), 1999-2002

Most Consecutive Shutouts

Career 2 by Jeff Agard (ASC), 1996
 2 by Mark Ewing (ASC), 1992

Individual Fielding Records

Most Putouts

Game 19 by Damon Santimauro (KSU) vs. CSU, 4-9-98
Season 305 by Michael Pelley (AASU), 2003
Career 474 by Jerry Honeycutt (FMU), 2000-03

Most Assists

Game 10, six times. Last by Kurt McKee (CSU) vs. USCS, 4-5-03
Season 96 by Demetrick Drumming (USCA), 2002
Career 223 by Dustin Sands (FMU), 1995-98

Most Errors

Game 4 by many
Season 19 by Marc Bishop (USCA), 2000
Career 38 by Mark Ford (FMU), 2000-02

Most Passed Balls

Game 4 by Grady Blanchard (ASU) vs. AASU, 2-8-98
Season 21 by David Gillespie (USCA), 2000
Career 22 by David Gillespie (USCA), 2000-01



Peach Belt Conference Records (All Games)

Team Records

Most Wins in a Season: 27 by Kennesaw State, 1998
Most Consecutive Wins: 17 by Kennesaw State, 1998
Most Consecutive Home Wins: 23 by Kennesaw State, 1997-99
Most Consecutive Away Wins: 9 by Kennesaw State, 1996-97
Best Won-Lost Percentage: .964 (27-1) by Kennesaw State, 1998
Most Losses in a Season: 24 by USC Spartanburg, 1998
Most Consecutive Losses: 11 by Francis Marion, 1999
Most Consecutive Home Losses: 8 by Augusta State, 1996-97
Most Consecutive Away Losses: 15 by Francis Marion, 2001-02
Longest Game (by innings):
 16 innings, Lander (3) vs. Francis Marion (1), 4-12-98
 16 innings, GC&SU (8) vs. USC Aiken (7), 2-17-02

Team Batting Records

Highest Batting Average

Season .348 by Kennesaw State, 1998

Most At Bats

Game 58 by Francis Marion vs. Lander, 4-12-98
 58 by USC Aiken vs. GC&SU, 2-17-02
Season 1071 by USC Aiken, 2002

Most Runs

Inning 10 by AASU vs. UNC Pembroke, 5-3-03
 10 by USC Aiken vs. GC&SU, 3-7-99
Game 28 by North Florida vs. Kennesaw State, 4-5-03
Season 256 by Kennesaw State, 1998

Most Hits

Inning 9 by North Florida vs. Kennesaw State, 4-5-03
 9 by Augusta State vs. USC Aiken, 4-8-95
 9 by USC Aiken vs. GC&SU, 3-7-99
Game 28 by North Florida vs. Kennesaw State, 4-5-03
 28 by Francis Marion vs. Columbus College, 3-29-93
Season 335 by Armstrong Atlantic State, 2001

Most Runs Batted In

Inning 10 by AASU vs. UNC Pembroke, 5-3-03
 10 by USC Aiken vs. GC&SU, 3-7-99
Game 26 by North Florida vs. Kennesaw State, 4-5-03
Season 225 by Kennesaw State, 1998

Most Doubles

Inning 5 by USC Aiken vs. Ga. College & State Univ., 3-7-99
Game 9 by Kennesaw State vs. USC Spartanburg, 3-29-03
Season 71 by USC Aiken, 2000

Most Triples

Inning 2 by Augusta College vs. USC Spartanburg, 4-14-95
Game 4 by Augusta College vs. USC Spartanburg, 4-14-95
Season 12 by Francis Marion, 2002
 12 by USC Aiken, 2002

Most Home Runs

Inning 3 by AASU vs. UNC Pembroke, 5-3-03 (5th inning)
 3 by North Florida vs. Kennesaw State, 4-5-03 (7th inning)
Game 6 by Kennesaw State vs. Francis Marion, 2-22-03
 6 by Armstrong State vs. Augusta College, 3-20-94
Season 43 by USC Aiken, 2000

Most Total Bases

Inning 18 by AASU vs. UNC Pembroke, 5-3-03 (5th inning)
Game 49 by North Florida vs. Kennesaw State, 4-5-03
Season 516 by Kennesaw State, 1998

Most Times Walked

Inning 5 by Columbus State vs. UNC Pembroke, 3-28-98
 5 by Augusta State vs. USC Spartanburg, 4-5-97
Game 13 by Columbus State vs. GC&SU, 5-7-03
 13 by Armstrong State vs. USC Aiken, 4-24-94
 13 by Francis Marion vs. Georgia College, 3-5-94
Season 154 by USC Aiken, 2000

Most Stolen Bases

Game 8 by GC&SU vs. USC Aiken, 2-17-02
Season 84 by GC&SU, 2002

Most Sacrifice Hits

Game 6 by AASU vs. Francis Marion, 4-6-03 (ties DII Record)
Season 58 by AASU, 2003

Most Times Hit by Pitch

Inning 3 by USC Spartanburg vs. Augusta State, 4-5-97
 3 by Columbus State vs. Augusta State, 2-22-97
Game 5, five times.
Season 38 by Georgia College & State Univ., 1997

Most Consecutive Games Without Being Shutout, Season

30 by USC Aiken, 2003
 30 by USC Aiken, 2002
 30 by Kennesaw State, 2001
 30 by Armstrong Atlantic State, 2001
 30 by USC Aiken, 2000

Most Consecutive Game Without Being Shutout, Overall

126 by USC Aiken, 1996-2001

Largest Winning Margin

Game 19 by GC&SU vs. UNC Pembroke (20-1), 4-6-02

Team Pitching Records

Most Complete Games

Season 21 by Francis Marion, 2003

Lowest Earned Run Average

Season 1.89 by Armstrong State, 1992

Most Innings Pitched

Season 259.2 by USC Aiken, 2002

Most Strikeouts

Inning 3, many times
Game 22 by Columbus State vs. USC Aiken, 5-11-94
Season 238 by GC&SU, 2002

Most Walks Allowed

Game 14 by Francis Marion vs. USC Spartanburg, 3-7-98
Season 152 by GC&SU, 2003

Most Shutouts

Season 5 by Kennesaw State, 1996

Most Saves

Season 7 by Kennesaw State, 2001

Most Wild Pitches

Game 6 by Augusta State vs. Kennesaw State, 3-28-97
 6 by Francis Marion vs. USC Aiken, 3-3-02
 6 by Francis Marion vs. Columbus State, 4-20-02
Season 37 by Francis Marion, 2002

Most Hit by Pitch

Game 5, four times.
Season 40 by Columbus State, 2003

Team Fielding Records

Highest Fielding Pct.

Season .967 by Francis Marion, 2003
 .967 by Kennesaw State, 1998

Most Putouts

Game 48 by Francis Marion vs. Lander, 4-12-98
 48 by USC Aiken vs. GC&SU, 2-17-02
 48 by GC&SU vs. USC Aiken, 2-17-02
Season 771 by GC&SU, 2002

Most Assists

Inning 21 by Augusta College vs. USC Aiken, 4-5-96
 21 by USC Aiken vs. Columbus College, 7-7-94
Season 342 by AASU, 2003

Most Errors

Game 9 by Francis Marion vs. UNC Pembroke, 2-14-98
Season 75 by Francis Marion, 1999

Most Double Plays

Game 4, five times.
Season 29 by GC&SU, 2003



AASU hit .344 in 2001, the best single-season batting average in PBC history

Pirates in the Postseason



1982 NAIA District 25 (2-2, 3rd)

(at Jacksonville, AL)
Florida Atlantic 6, ASC 5
ASC 13, Flagler 1
ASC 12, Shorter 5
Florida Atlantic 25, ASC 10

1983 NAIA District 25 (3-2, 2nd)

(at Boca Raton, FL)
Shorter 6, ASC 0
ASC 9, Southern Tech 8
ASC 4, Georgia College 0
ASC 10, Flagler 5
Florida Atlantic 7, ASC 3

1984 NAIA District 25 (3-2, 2nd)

(at Milledgeville, GA)
ASC 6, Kennesaw State 0
ASC 4, Flagler 2
ASC 9, Georgia College 3
Georgia College 8, ASC 4
Georgia College 9, ASC 4

1985 Big South Tmt. (1-2, 3rd)

(at Buies Creek, NC)
ASC 6, Campbell 5
Winthrop 7, ASC 5
Campbell 11, ASC 5

1987 Big South Tmt. (2-2, 2nd)

(at Buies Creek, NC)
ASC 14, Winthrop 8
ASC 10, Coastal Carolina 6
Winthrop 12, ASC 6
Winthrop 13, ASC 12

1988 NCAA II Regional (3-1, 1st)

(at Savannah, GA)
ASC 12, Kentucky Wesleyan 3
ASC 8, Columbus 6
Columbus 7, ASC 5
ASC 5, Columbus 3

1988 DII World Series (0-2, 5th)

(at Montgomery, AL)
Lewis 5, ASC 4
Florida Southern 11, ASC 9

1989 NCAA II Regional (3-1, 1st)

(at Highland Heights, KY)
ASC 9, Bellarmine 5
Northern Kentucky 7, ASC 3
ASC 5, Northern Kentucky 4
ASC 18, Northern Kentucky 2

1989 DII World Series (0-2, 7th)

(at Montgomery, AL)
Slippery Rock 11, ASC 4
Cal. Poly-SLO 11, ASC 7

1990 NCAA II Regional (2-2, 2nd)

(at Columbus, GA)
ASC 14, Northern Kentucky 3
ASC 14, Columbus 4
Columbus 7, ASC 5
Columbus 8, ASC 2

1991 NCAA II Regional (0-2, 3rd)

(at Savannah, GA)
North Alabama 13, ASC 4
Longwood 10, ASC 4

1992 Peach Belt Tmt. (3-2, 2nd)

(at Columbus, GA)
Georgia College 5, ASC 2
ASC 7, Augusta 5
ASC 11, USC Spartanburg 2
ASC 6, Columbus 2
USC Aiken 5, ASC 2

1992 NCAA II Regional (0-2, 3rd)

(at Savannah, GA)
USC Aiken 11, ASC 0
Florida Tech 7, ASC 5

1993 Peach Belt Tmt. (1-2, 5th)

(at Savannah, GA)
ASC 8, USC Spartanburg 2
USC Spartanburg 6, ASC 5
USC Spartanburg 5, ASC 3

1993 NCAA II Regional (0-2, 3rd)

(at Aiken, SC)
Francis Marion 8, ASC 7 (11 innings)
USC Aiken 5, ASC 4

1994 Peach Belt Tmt. (3-3, 3rd)

(at Savannah, GA)
Pembroke State 8, ASC 5
ASC 10, Pembroke State 7
ASC 6, Pembroke State 1
(at Augusta, GA)
Georgia College 13, ASC 1
ASC 17, USC Aiken 7
Georgia College 5, ASC 0

1994 NCAA II Regional (3-1, 1st)

(at Columbus, GA)
ASC 5, Wingate 4 (10 innings)
ASC 7, Columbus 5
Wingate 11, ASC 10
ASC 12, Wingate 2

1994 DII World Series (1-2, 5th)

(at Montgomery, AL)
ASC 9, Lewis 5
Central Missouri 8, ASC 7
Lewis 4, ASC 3

1995 Peach Belt Tmt. (0-2, T 5th)

(at Savannah, GA)
USC Aiken 5, ASC 3
USC Aiken 5, ASC 0

1996 Peach Belt Tmt. (1-2, T 5th)

(at Savannah, GA)
ASC 4, USC Aiken 1
USC Aiken 2, ASC 0
USC Aiken 6, ASC 3

1997 Peach Belt Tmt. (2-3, 4th)

(at Columbus State University)
Columbus State Univ. 7, AASU 2
AASU 5, Columbus State Univ. 4
AASU 10, Columbus State Univ. 8
(at Kennesaw State Univ.)
Kennesaw State Univ. 6, AASU 4
GA. College&State Univ. 8, AASU 2

1998 Peach Belt Tmt. (3-3, 3rd)

(at GA. College&State Univ.)
AASU 6, GA. College&State Univ. 3
GA. College&State Univ. 7, AASU 4
AASU 12, GA. College&State Univ. 5
(at Kennesaw State Univ.)
AASU 6, Francis Marion 4
Kennesaw State Univ. 6, AASU 0
Columbus State Univ. 10, AASU 7

1998 NCAA II Regional (0-2, 4th)

(at Kennesaw, Ga.)
Mount Olive 20, AASU 17
Columbus State Univ. 5, AASU 0

1999 NCAA II Regional (1-2, 3rd)

(at Jacksonville, Fla.)
North Florida 6, AASU 2
AASU 8, Mount Olive 3
North Florida 3, AASU 2

2003 NCAA II Regional (0-2, 4th)

(at Jacksonville, Fla.)
Kennesaw State 9, AASU 6
Francis Marion 9, AASU 6

AASU Record In Postseason Play

Peach Belt Tournament	13-17
Big South Tournament	3-4
NAIA District 25	8-6
NCAA II Regionals	12-16
NCAA II World Series	1-6
TOTALS	37-49





Memorable Seasons - '83, '84, '87, '88

1983

54-20
 NAIA #8 Team Ranking
 NAIA #1 Team Pitching
 NAIA District Playoff Runner-up
 100 School Records
 13-4 vs. NCAA I
 .326 Team Batting Average

Players

Roy Babot
 Warren Bachmann
 Gary Broad
 Jimmy Fisher
 Scott Hatfield
 Mike Huggins
 Jerry Jameson
 Ricky Meeks
 Mike Ogilvie

Al Otte
 Kirk Rahn
 Mark Simons
 Billy Ray Smith
 Kevin Stafford
 Curtis Thomson
 Stacey Whiddon
 Dan Wright
 Tony Yeomans

Co-Captains

Roy Babot
 Warren Bachmann

Coaches

Joe Roberts
 Tommy Thomson
 Lou Nadell

All-District

Warren Bachmann
 Kirk Rahn
 Billy Ray Smith
 Tony Yeomans
 Stacey Whiddon

All-Area

Stacey Whiddon

H.M. All-American

Stacey Whiddon

1984

63-17
 NAIA #3 Team Ranking
 NAIA #5 Team Pitching
 NAIA District Playoff Runner-up
 52 School Records
 248 Stolen Bases
 13-4 vs. NCAA I
 .332 Team Batting Average

Players

Jamie Armstrong
 Charlie Broad
 Gary Broad
 Kevin Brown
 Danny Demerseman
 Jimmy Fisher
 Mike Huggins
 Tony Kolgaklis
 Alan Lamb
 Greg Lanier

Cay Mays
 Hank McCarthy
 Ricky Meeks
 David Poulos
 Mark Simons
 Mike Smiciklas
 Richard Smiley
 Kevin Stafford
 Stacey Whiddon
 Tony Yeomans

Co-Captains

Stacey Whiddon
 Tony Yeomans

Coaches

Joe Roberts
 Tommy Thomson

All-Conference

David Poulos
 Mike Smiciklas
 Tony Yeomans

All-Area

David Poulos
 Mike Smiciklas

All-District

David Poulos
 Mike Smiciklas
 Tony Yeomans

H.M. All-American

David Poulos
 Mike Smiciklas

1987

47-15
 NCAA I #3 Team Batting
 NCAA I #4 Slugging Pct.
 NCAA I #5 Team Scoring
 NCAA I #8 Home Runs
 NCAA I #9 Stolen Bases
 68 School Records
 21 Game Winning Streak
 Big South Conference Divisional Champions
 Big South Conference Tournament Runnersup

Players

Bruce Addison
 David Bone
 Charlie Broad
 Chuck Christopher
 Calvin Culberson
 Scott Ellis
 Jimmy Evans
 Bill Floyd
 Bill Gearhart
 Mike Haeussler
 Bob Hansen

Dana Harding
 Dan Hixon
 Brent Korn
 Bob Long
 Scott Malcolm
 Mike Mitchener
 Joel Owens
 Barry Peavy
 Greg Richard
 Bryon Wagner
 Roge Williams

Captain

Charlie Broad

Coaches

Joe Roberts
 Clyde Oliver
 Tommy Thompson

All-Conference

Charlie Broad
 Calvin Culberson
 Scott Ellis
 Bill Gearhart
 Dana Harding
 Mike Mitchener

All-Conference Tournament

Charlie Broad
 Dana Harding
 Mike Mitchener

Conference Tournament MVP

Mike Mitchener

Conference Coach of the Year

Joe Roberts

1988

42-13
 NCAA II #2 Team Scoring
 NCAA II #4 Team Ranking
 NCAA II #6 Team Pitching
 52 School Records
 21 Game Winning Streak
 NCAA II World Series Participant
 NCAA II South Atlantic Region Champions

Players

Bruce Addison
 Bill Bickel
 David Bone
 Calvin Culberson
 Scott Ellis
 Bill Gearhart
 Bob Hansen
 Mike Haeussler
 Dana Harding
 Dan Hixon

Brent Korn
 Scott Malcolm
 Mike Mitchener
 Danny Moore
 Rob Musser
 Joel Owens
 Sean Sharpe
 Mark Wagenhauser
 Roge Williams
 David Wright

Co-Captains

Mike Mitchener
 Calvin Culberson

Coaches

Joe Roberts
 Clyde Oliver
 Tommy Thomson

All-Region

Calvin Culberson
 Bill Gearhart
 Dana Harding
 Mike Mitchener

All-American

Calvin Culberson
 Bill Gearhart
 Dana Harding
 Mike Mitchener

All-Region Coach

Joe Roberts



ASU was ranked No. 3 and No. 8 in their final NAIA years of 1983 and 1984

Memorable Seasons - '89, '90, '91



1989

43-17
 NCAA II #1 Final Ranking
 NCAA II #3 Team Pitching
 NCAA II #3 Team Scoring
 NCAA II #6 Team Fielding
 25 School Records
 177 Stolen Bases
 NCAA II World Series Participant
 NCAA II South Atlantic Region Champions

Players

Chad Armstrong	John Middlebrooks	Co-Captains
Alan Bonds	Danny Moore	Brent Korn
David Bone	Larry Owens	Mark Wagenhauser
Scott Ellis	Jeff Pasquale	
Mike Ewing	Steve Russell	Coaches
Mike Haussler	Rick Sawyer	Joe Roberts
Tommy Harmon	Bill Schmidt	Clyde Oliver
Brent Korn	Brad Squibb	Tommy Thomson
Brian Kracik	Chuck Thompson	
Paul Krafft	Mark Wagenhauser	

All-Region

Chad Armstrong
 John Middlebrooks
 Steve Russell
 Brad Squibb
 Chuck Thompson

All-Region Tournament

Chad Armstrong
 Mike Ewing
 Brent Korn
 Brian Kracik
 John Middlebrooks
 Brad Squibb

Region Tournament MVP

Chad Armstrong

All-American

Chad Armstrong

H.M. All-Americans

John Middlebrooks
 Steve Russell
 Brad Squibb
 Chuck Thompson

1990

47-9
 NCAA II #1 Final Ranking
 NCAA II #1 Team Scoring
 NCAA II #2 Team Winning Percentage
 NCAA II #4 Team Pitching
 NCAA II #5 Team Batting
 NCAA II #1 Ranking 14 Consecutive Weeks
 NCAA II National Record 30 Game Winning Streak
 22 School Records
 17-5 vs NCAA I Teams
 NCAA II South Atlantic Region Runnersup

Players

Chad Armstrong	John Middlebrooks	Co-Captains
Alan Bonds	Walt Neveker	Chad Armstrong
Jon Boothe	Larry Owens	Brad Squibb
Marv Ellis	Jeff Pasquale	
Mike Ewing	Steve Russell	Coaches
Mike Haussler	Rick Sawyer	Joe Roberts
Jeff Hanna	Shannon Schurman	Clyde Oliver
Paul Krafft	Bill Schmidt	Tommy Thomson
Darren Lynam	Brad Squibb	Calvin Culberson
Paul Madinger	Chuck Thompson	
Curt Martin		

All-Region Tmt.

Marv Ellis
 Curt Martin
 John Middlebrooks
 Steve Russell

All-Region

Chad Armstrong
(Co-MVP)
 Paul Krafft
 John Middlebrooks
 Larry Owens
 Steve Russell
 Brad Squibb

All-Americans

Chad Armstrong
 Paul Krafft
 Steve Russell
 Brad Squibb

Hon. Mention

All-Americans
 John Middlebrooks
 Larry Owens

1991

36-21
 NCAA II #2 Team Pitching
 NCAA II #3 Team Fielding
 NCAA II #12 Team Final Ranking
 NCAA II #19 Team Stolen Bases
 11 School Records
 17-5 vs NCAA I Teams
 NCAA II South Atlantic Region Participants

Players

George Becerra	Jeff Hanna	Captains
Jon Boothe	Blu Harvin	Tim Reynolds
Darryll Boyd	Terry Hipp	Shannon Schurman
Craig Bradshaw	Paul Madinger	
Eric Chavez	Roman Miestowski	Coaches
Bret Donovan	Walt Neveker	Joe Roberts
Mark Ewing	Derek Parker	Clyde Oliver
Brian Fussell	Tim Reynolds	Tommy Thomson
Bruce Fussell	Pete Richter	
Joel Goodwin	Bill Schmidt	
Rick Guerrero	Shannon Schurman	
	Darren Sprenger	

All-Region

Eric Chavez
 Bret Donovan
 Pete Richter
 Bill Schmidt

All-Americans

Eric Chavez (3rd)
 Bret Donovan (HM)
 Pete Richter (HM)
 Bill Schmidt (HM)

All-Region Tournament

Eric Chavez



1989 co-captain Mark Wagenhauser circles the bases after his second three-run home run of the game against Springfield.



Memorable Seasons - '92, '93, '94

1992

45-13-1

NCAA II #1 Team Pitching
NCAA II #2 Team Doubles
NCAA II #4 Team Fielding
NCAA II #5 Team Scoring
NCAA II #6 Team Home Runs
NCAA II #8 Team Final Ranking
NCAA II #10 Team Slugging Pct.
16 School Records

14 Game Winning Streak

NCAA II South Atlantic Region Participant
Peach Belt Conference Season Champions
Peach Belt Conference Tournament Runner-up

Players

George Becerra
Daryll Boyd
Craig Bradshaw
Dan Britz
Eric Chavez
Joel Chumley
Vince Evans
Mark Ewing
Brian Fussell
Bruce Fussell

Biddy Garza
Daryle Gavlick
Joel Goodwin
Roman Miestowski
Chris Milisits
Derek Parker
Pete Richter
Darren Sprenger
Steve Young
Russell Williams

Captains

Eric Chavez
Pete Richter

Coaches

Joe Roberts
Clyde Oliver
Tommy Thomson

Coch of the Year

Joe Roberts

All-PBC

Eric Chavez
(MVP)
Daryle Gavlick
(Top P)
Roman Miestowski
Pete Richter
Steve Young

All-PBC Tmt.

Daryll Boyd
Eric Chavez
Chris Milisits
Derek Parker
Pete Richter
Mike Tenca
Steve Young

All-Region Tmt.

Roman Miestowski
Derek Parker

All-Region

Eric Chavez
(MVP)
Daryle Gavlick
Roman Miestowski
Steve Young

All-Americans

Eric Chavez
Daryle Gavlick
Roman Miestowski
Steve Young

1993

45-13-1

NCAA II #1 Team Scoring
NCAA II #1 Team Winning Pct.
NCAA II #2 Team Pitching
NCAA II #4 Team Batting
NCAA II #4 Team Slugging Pct.
NCAA II #7 Team Doubles
NCAA II #10 Team Home Runs
NCAA II #11 Team Final Ranking

15 School Records

16 Game Winning Streak

NCAA II South Atlantic Region Participant
Peach Belt Conference Season Champions

Players

George Becerra
John Booker
Daryll Boyd
Dan Britz
Clint Brooks
Joel Chumley
Chris DeClue
Scott DeHaven
Bruce Fussell
Biddy Garza
Steve Holland
Tony Kunka

Kevin Lane
Chris Milisits
Mickey Moody
Jay Sheppard
Chris Spangler
Gregg Thomas
Angel Vega
Larry Vrtiska
Jamie Warwick
Kenny Williams
Rocky Wingate
Steve Young

Captains

George Becerra
Chris Milisits
Steve Young

Coaches

Joe Roberts
Clyde Oliver
Tommy Thomson
Calvain Culberson
Joel Crisler

All-PBC

John Booker
Daryll Boyd
(Top P)
Scott DeHaven
Chris Milisits
Steve Young

All-Region

John Booker
Daryll Boyd
Scott DeHaven
Chris Milisits
Larry Vrtiska
Steve Young

All-Americans

Chris Milisits (2nd)
John Booker (3rd)
Scott DeHaven (3rd)
Daryll Boyd (HM)
Steve Young (HM)
Larry Vrtiska (HM)

All-PBC Tmt.

Daryll Boyd

All-Region Tmt.

Scott DeHaven
Mickey Moody

Academic

All-American
Chris Milisits

1994

50-15-1

NCAA II #1 Team Double Plays
NCAA II #5 Team Final Ranking
NCAA II #9 Team Triples
NCAA II #10 Team Pitching
NCAA II #11 Team Winning Percentage
NCAA II #14 Team Scoring
19 School Records
NCAA II World Series Participant
NCAA II South Atlantic Region Champions
Peach Belt Conference Runner-up

Players

Clint Brooks
Matt Chambers
Scott DeHaven
Scott Donovan
Brian Ipock
Tony Kunka
Steve Lemieux
Dave McLaughlin
Jason Miller

Chris O'Grady
Jay Sheppard
Chris Spangler
Deron Spink
Preston Taylor
Gregg Thomas
Chris Tidwell
Larry Vrtiska
John Wilson

Co-Captains

Tony Kunka
Gregg Thomas

Coaches

Joe Roberts
Tommy Thomson
Calvain Culberson

All-PBC

Tony Kunka
Dave McLaughlin
Chris Tidwell

All-PBC Tmt.

Tony Kunka
John Wilson

All-Region

Tony Kunka
(MVP)
Dave McLaughlin
Chris Tidwell

All-Region Tmt.

Matt Chambers
Tony Kunka
(MVP)

All-Americans

Dave McLaughlin
Jason Miller
Gregg Thomas
Larry Vrtiska
John Wilson

Dave McLaughlin (1st)
Tony Kunka (3rd)
Chris Tidwell (HM)

Region

Coach of the Year
Joe Roberts

Memorable Seasons - '98, '99, '01



1998

38-21

NCAA II # 8 Team Pitching
 NCAA II #14 Team Wins
 NCAA II #19 Team Ranking
 NCAA II # 22 Team Fielding
 5 School Records
 13 Game Winning Streak
 NCAA II South Atlantic Regional Participants

Players

Clint Belding Jay Schroder
 Kevin Bullard Doug Sessions
 Brian Chester Shane Shelton
 Mark Copeland Noah Theiss
 Matt Griffin Sean Timmons
 Gerald Jones Quinn Uzelman
 Greg Kennedy Vincent Valinotti
 Brian Logan Jeremy Wedel
 Brian Muniz Joey Williams
 Dave Ruhr Andy Ysalgue

Captains

Matt Griffin
 Vincent Valinotti

Coaches

Joe Roberts
 Calvin Culberson
 Tommy Thomson

All-PBC

Dave Ruhr
 Andy Ysalgue
 Jeremy Wedel
 (Pitcher of the Year)

All-Region

Sean Timmons
 Andy Ysalgue
 Jeremy Wedel
 (Pitcher of the Year)

All-PBC Tmt.

Noah Theiss
 Jeremy Wedel

All-American

Jeremy Wedel

1999

42-14

NCAA II # 8 Team Fielding
 NCAA II # 9 Team Pitching
 NCAA II #11 Team Wins
 NCAA II #10 Team Ranking
 5 School Records
 10 Game Winning Streak
 NCAA II South Atlantic Regional Participants

Players

John Batts Lance Jordan
 Adam Bernero Bill Keifer
 Kevin Bullard Greg Kennedy
 Mike Cadwallader Jimmy LaRose
 Raymond Castillo Damon Moore
 Brian Chester Brian Muniz
 Pat Daly Travis Oglesby
 Marc Fallini Jay Schroder
 Luis Gandara Shane Shelton
 Mike Giltner Noah Theiss
 Chris Humrich Quinn Uzelman
 Ben Jones Joey Williams

Captains

Brian Muniz
 Noah Theiss

Coaches

Joe Roberts
 Calvin Culberson
 Tommy Thomson

All-PBC

Adam Bernero
 Chris Humrich

All-Region

Chris Humrich
 Adam Bernero

All-Region Tmt.

Travis Oglesby
 Raymond Castillo

2001

38-15

NCAA II #15 Team Ranking
 NCAA II #17 Team Batting
 NCAA II #18 Team Winning Pct.
 NCAA II #19 Team Victories
 NCAA II #29 Team Pitching
 11 Peach Belt Records
 10-Game Peach Belt Winning Streak
 Defeated 3 NCAA II World Series Teams

Players

Brian Allen David Harriman Zach Shelnutt
 Stacy Bennett Bill Keifer Jeff Thomas
 Kyle Blevins Justin Lillie Nick Wells
 Chris Boaen Rob Mills Brandon Wolcott
 B.J. Brinkmeier Andrew Moss
 Ryan Chromek Kyle Murdock
 Pat Daly Kirk Nordness
 Chris Dentler Adam Olejniczak
 Donnie Dill Jason Pruitt
 Matt Easterwood Trevor Rurak

Coaches

Joe Roberts
 Tommy Thomson
 Calvin Culberson

All-PBC

B.J. Brinkmeier
 Kirk Nordness
 David Harriman

All-Region

B.J. Brinkmeier
 Kirk Nordness
 David Harriman

Catcher David Harriman was a two-time All-PBC and All-Region honoree for the Pirates in 2001 and 2002. He began the 2002 season with a 41-game hitting streak, an NCAA single season record, and earned ABCA and Verizon Academic All-America honors.



2003

36-15
 NCAA II #2 Team Pitching
 NCAA II #9 Team Final Ranking
 NCAA II #15 Team Fielding
 NCAA II #18 Team Winning Percentage
 14 Peach Belt Records
 9 Armstrong Atlantic State Records
 14 Game Winning Streak
 Peach Belt Conference Co-Champions
 NCAA II South Atlantic Regional Participants

Players

Stacy Bennett	Kyle Maddux
Chris Boalen	Brandon McKinnon
Adam Brandenburg	Curtis Morrison
Brian Dice	Jeremy Olson
Jon Dobyns	Michael Pelley
George Fletcher	Zach Shelnut
Andrew Graham	Matt Stephens
Josh Griffin	Joe Swaim
Brett Hart	Jon Troop
Jeremy Lendvoy	

Coaches

Joe Roberts
 Calvin Culberson
 Tommy Thomson

All-PBC

Stacy Bennett - UTIL
 Jon Dobyns - P
 Jeremy Olson - P

All-Region Tmt.
 Brian Dice

Coach of the Year
 Joe Roberts

All-America
 Jon Dobyns - 1st

All-Region
 Jon Doybns - 1st
 (Pitcher of the Year)
 Jeremy Olson - 2nd



Senior Jon Dobyns was named the 2003 South Atlantic Region Pitcher of the Year and a first-team ABCA All-America pitcher after going 12-2 with a 3.06 ERA, tying the AASU single-season record for victories.

Armstrong Atlantic State University Continues Webcasting For 2004



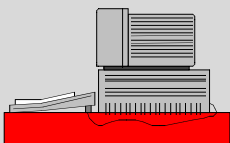
The Armstrong Atlantic State athletic department will continue to bring home all of the exciting Pirate baseball action in 2004 right to your computer as the Pirates will stream live audio and video of home games over the internet.

Fans will be able to catch all of the action from the official website of Armstrong Atlantic State University Athletics, www.athletics.armstrong.edu, by using the power of Windows Media Player.

Also, Pirate fans will be able to keep up with all of the in-game statistics during the games as well from the Pirates' website.

AASU debuts its internet broadcasting system in 2001-2002 with incredible success as every home men's and women's basketball games, plus the majority of the Pirates' baseball and softball games were available last season.

For more information about the AASU web broadcast, visit the AASU Athletics Web Site or contact Director of Sports Communications Chad Jackson at jacksoch@mail.armstrong.edu





**The AASU Athletic Department
Wishes To Thank The Following For Their
Support Of Pirate Athletics !**



Better Ingredients.
Better Pizza.



Overall Coaching Records

AASU Baseball Coaching History

Roy Sims
1967 (20-8, .714)

George Bedwell
1968 (11-18, .379)

Bob Backus
1969-70 (19-41, .317)

Tom Kinder
1971-78 (121-143, .458)

Tommy Cannon
1979 (13-25, .342)

Joe Roberts
1980-Present
(981-442 .689)

<u>YEAR</u>	<u>W-L</u>	<u>PCT.</u>	<u>COACH</u>	<u>YEAR</u>	<u>W-L</u>	<u>PCT.</u>	<u>COACH</u>
1967	20- 8	.714	Sims	1986	37-20	.649	Roberts
1968	11-18	.379	Bedwell	1987	47-15	.758	Roberts
1969	12-17	.414	Backus	1988	42-13	.764	Roberts
1970	7-24	.226	Backus	1989	43-17	.717	Roberts
1971	7-14	.333	Kinder	1990	47- 9	.839	Roberts
1972	14- 9	.609	Kinder	1991	36-21	.632	Roberts
1973	21-12	.633	Kinder	1992	45-13	.776	Roberts
1974	24-15	.615	Kinder	1993	45-13	.776	Roberts
1975	15-22	.405	Kinder	1994	50-15	.769	Roberts
1976	14-24	.368	Kinder	1995	27-23	.540	Roberts
1977	16-23	.410	Kinder	1996	31-23	.574	Roberts
1978	10-24	.294	Kinder	1997	33-25	.569	Roberts
1979	13-25	.342	Cannon	1998	38-21	.644	Roberts
1980	22-20	.524	Roberts	1999	42-14	.750	Roberts
1981	35-33	.515	Roberts	2000	37-17	.685	Roberts
1982	44-24	.647	Roberts	2001	38-15	.717	Roberts
1983	54-20	.730	Roberts	2002	34-21	.618	Roberts
1984	63-17	.787	Roberts	<u>2003</u>	<u>36-15</u>	<u>.706</u>	<u>Roberts</u>
1985	55-18	.753	Roberts	37	1165-677	.632	

All-Americans

1973

Steve McNeill - HM

1974

Tommy Bumgardner - HM

1983

Stacey Whiddon - HM

1984

David Poulos - HM
Mike Smiciklas - HM

1988

Mike Mitchener - 1st
Bill Gearhart - 2nd
Dana Harding - 3rd
Calvain Culberson - HM

1989

Chad Armstrong - 1st
John Middlebrooks - HM
Steve Russell - HM
Brad Squibb - HM
Chuck Thompson - HM

1990

Chad Armstrong - 2nd
Paul Krafft - 3rd
Steve Russell - 3rd
Brad Squibb - 3rd
John Middlebrooks - HM
Larry Owens - HM

1991

Eric Chavez - 3rd
Bret Donovan - HM
Pete Richter - HM
Bill Schmidt - HM

1992

Eric Chavez - 1st
Daryle Gavlick - 1st
Roman Miestowski - 1st
Steve Young - 2nd

1993

Chris Milisits - 2nd
Scott DeHaven - 3rd
John Booker - 3rd
Steve Young - HM
Daryll Boyd - HM
Larry Vrtiska - HM

1994

Dave McLaughlin - 1st
Tony Kunka - 3rd
Chris Tidwell - HM

1995

Doug Louthan - HM
Jeff Agard - HM

1998

Jeremy Wedel - 3rd
David Harriman - 1st
Jon Dobyns - 1st

All-South Atlantic Region

1988

Bill Gearhart - 1st
Calvain Culberson - 1st
Dana Harding - 1st
Mike Mitchener - 1st
Bruce Addison - 2nd
Brent Kom - 2nd
Rob Musser - 2nd

1989

Chad Armstrong - 1st
John Middlebrooks - 1st
Steve Russell - 1st
Brad Squibb - 1st
Chuck Thompson - 1st
Mike Ewing - 2nd
Danny Moore - 2nd
Jeff Pasquale - 2nd
Mark Wagenhauser - 2nd

1990

Chad Armstrong - 1st
Paul Krafft - 1st
John Middlebrooks - 1st
Larry Owens - 1st
Steve Russell - 1st
Brad Squibb - 1st
Marv Ellis - 2nd
Mike Ewing - 2nd
Jeff Hanna - 2nd
Curt Martin - 2nd
Chuck Thompson - 2nd

1991

Eric Chavez - 1st
Bret Donovan - 1st
Pete Richter - 1st
Bill Schmidt - 1st
Mark Ewing - 2nd
Terry Hipp - 2nd
Roman Miestowski - 2nd
Tim Reynolds - 2nd

Region MVPs

1988

Mike Mitchener

1990

Chad Armstrong

1992

Eric Chavez

1994

Tony Kunka

Coch of the Year

1988, 1989, 1994

Joe Roberts

1992

Eric Chavez - 1st
Daryle Gavlick - 1st
Roman Miestowski - 1st
Steve Young - 1st
Craig Bradshaw - 2nd
Pete Richter - 2nd

1993

John Booker - 1st
Daryll Boyd - 1st
Scott DeHaven - 1st
Chris Milisits - 1st
Larry Vrtiska - 1st
Steve Young - 1st
Tony Kunka - 2nd
Jay Sheppard - 2nd
Angel Vega - 2nd
Kenny Williams - 2nd

1994

Tony Kunka - 1st
Dave McLaughlin - 1st
Chris Tidwell - 1st
Preston Taylor - 2nd

1995

Doug Louthan - 1st

1996

Jeff Agard - 1st

1998

Jeremy Wedel - 1st
Andy Ysalgue - 1st
Sean Timmons - 1st
Dave Ruhr - 2nd

1999

Adam Bernero - 1st
Chris Humrich - 1st
B.J. Brinkmeier - 2nd
David Harriman - 2nd
Kirk Nordness - 2nd

2002

Mike Roga - 1st
David Harriman - 1st
Kirk Nordness - 1st

2003

Jon Dobyns - 1st
Jeremy Olson - 2nd

Pitcher of the Year

1988

Bill Gearhart

1998

Jeremy Wedel

2003

Jon Dobyns

All-Region Tournament

1988

Dana Harding - 2B
Danny Moore - OF
Mark Wagenhauser - OF

1989

Chad Armstrong - OF
(MVP)

Mike Ewing - P
Brian Kracik - SS
Brent Korn - 3B
John Middlebrooks - C
Brad Squibb - 1B

1990

Marv Ellis - OF
Curt Martin - C
John Middlebrooks - C
Steve Russell - 2B

1991

Eric Chavez - 3B

1992

Roman Miestowski - 1B
Derek Parker - OF

1993

Scott DeHaven - OF
Mickey Moody - 2B

1994

Tony Kunka - DH
(MVP)

Matt Chambers - 2B
Dave McLaughlin - OF
Jason Miller - C
Gregg Thomas - C
Larry Vrtiska - P
John Wilson - OF

1999

Raymond Castillo - SS
Travis Oglesby - C

2003

Brian Dice - OF



All-Conference Honors

1984

David Poulos - SS
Mike Smiciklas - 1B
Tony Yeomans - C

1985

Chuck Christopher - P
Bill Fortner - C
J.D. Scott - OF

1986

Charlie Broad - 1B
Mickey Peyton - OF
Rick Zakrajsek - P

1987

Charlie Broad - 1B
Bill Gearhart - P
Dana Harding - 3B
Calvain Culberson - OF
Scott Ellis - C

Mike Mitchener - OF

Peach Belt

1992

Eric Chavez - 3B
Daryle Gavlick - P
Roman Miestowski - 1B
Pete Richter - OF
Steve Young - OF

1993

John Booker - 1B
Daryll Boyd - P
Scott DeHaven - OF
Chris Milisits - C
Steve Young - OF

1994

Tony Kunka - DH
Dave McLaughlin - OF
Chris Tidwell - P

1996

Jeff Agard - P

1998

Jeremy Wedel - P
Andy Ysalgue - C
Dave Ruhr - OF
Noah Theiss - SS

1999

Adam Bernero - P
Chris Humrich - RP
B.J. Brinkmeier - P
David Harriman - C
Kirk Nordness - OF

2002

Mike Roga - P
David Harriman - C
Kirk Nordness - OF

2003

Jon Dobyns - P
Jeremy Olson - P
Stacy Bennett - UT

Conference MVP

1987

Mike Mitchener

1992

Eric Chavez

Pitcher of the Year

1987

Bill Gearhart

1992

Daryle Gavlick

1993

Daryll Boyd

1998

Jeremy Wedel

Coch of the Year

1987, 1992, 2003

Joe Roberts

Pirate Honor Roll



All-Conference Tournament

1985
 Chuck Christopher
 Bill Fortner
 J.D. Scott
1987
 Charlie Broad
 Dana Harding
 Mike Mitchener
1992
 Daryll Boyd
 Eric Chavez
 Chris Milisits
 Derek Parker
 Pete Richter
 Mike Tencza
 Steve Young

1993
 Daryll Boyd
1994
 Tony Kunka
 John Wilson
1996
 Chris Case
1997
 Mark Batia
1998
 Daryll Boyd
 Eric Chavez
 Chris Milisits
 Noah Theiss
 Jeremy Wedel

Conference Tournament MVP
1987
 Mike Mitchener

NAIA All-District Honors

1982
 Warren Bachmann
 Kirk Rahn
 Billy Ray Smith
 Stacy Whiddon
 Tony Yeomans

1984
 David Poulos
 Mike Smicklas
 Tony Yeomans
District 25 Coach of the Year
1984
 Joe Roberts

Four-Year Letterwinners

1972
 Dennis Pruitt
1973
 Mark Mamalakis
1974
 Linn Burnsed
 Steve McNeill
 Pat Holland
1976
 Tommy Bumgardner
 John Snelling
 Chuck Thomas
1979
 Eddie Aenchbacher
1980
 Danny Pickell
 Dan Seitz
 Mike Stone
1981
 Tim Norton
 Ty Jenny
1984
 Tony Yeomans

1986
 Ricky Meeks
 Kevin Stafford
 Mark Simons
1987
 Charlie Broad
1988
 Calvin Culberson
1989
 Scott Ellis
1990
 Mike Haeussler
1998
 Gerald Jones
1999
 Greg Kennedy
2000
 Kevin Bullard
 Shane Shelton
 Joey Williams
2002
 Pat Daly
2003
 Chris Boan

Verizon Academic All-Americans

1993
 Chris Milisits - 3rd
2002
 David Harriman - 2nd

President's Cup Recipients

The Presidents Cup is awarded to AASU's top scholar athlete by the Savannah Exchange Club

1968 Danny Sims	1990 Brad Squibb
1970 Dennis Pruitt	1992 Mark Ewing
1972 Roy Smith	1994 Gregg Thomas
1976 James Sikes	1996 Clint Brooks
1978 Ed Aenchbacher III	1997 Doug Sessions
1979 Ted Kinder	2002 Matt Easterwood
1989 Mike Mitchener	2003 Adam Brandenburg

Verizon Academic All-District III


1993
 Chris Milisits
1994
 Gregg Thomas
2002
 Matt Easterwood
 David Harriman
2003
 Adam Brandenburg

PBC Player of the Year


PBC Pitchers of the Year



Eric Chavez, 1992



Daryll Boyd, 1993



Daryll Boyd, 1993



Jeremy Wedel, 1998

A 1990 Division II All-America honoree, Brad Squibb also earned the 1990 President's Cup as Armstrong State's top scholar-athlete. He still holds the NCAA Division II tournament game record of collecting 15 total bases in the Pirates' 18-2 win over Northern Kentucky in the 1989 NCAA Regional.





AASU Pirate Team Honor Roll

Charles Burnsed MVP Award

- 1976 Stanley Walker
- 1977 Danny Pickell
- 1978 Ronnie Peacock
- 1979 Eddie Aenchbacher
- Ted Kinder
- 1980 Danny Pickell
- 1981 Pat Ryan
- Gerald Sharpe
- 1982 Warren Bachmann
- 1983 Billy Ray Smith
- 1984 Tony Yeomans
- 1985 J.D. Scott
- 1986 Mickey Peyton
- 1987 Charlie Broad
- 1988 Mike Mitchener
- 1989 Chad Armstrong
- 1990 Chad Armstrong
- 1991 Eric Chavez
- 1992 Eric Chavez
- Roman Miestowski
- 1993 Chris Milisits
- 1994 Tony Kunka
- 1995 Doug Louthan
- 1996 Jeff Agard
- 1997 Andy Ysalgue
- 1998 Andy Ysalgue
- 1999 Adam Bernero
- 2000 Haydn Chinn
- 2001 David Harriman
- Kirk Nordness
- 2002 David Harriman
- 2003 Stacy Bennett

Tommy Thomson Silver Bat Award

- 1980 Bill Stanley
- 1981 Roy Babot
- 1982 Kirk Rahn
- 1983 Kirk Rahn
- 1984 Mike Smicklas
- 1985 Bill Fortner
- 1986 Mike Cassala
- 1987 Charlie Broad
- Dana Harding
- Mike Mitchener
- 1988 Mike Mitchener
- 1989 Chad Armstrong
- 1990 Chad Armstrong
- Steve Russell
- Brad Squibb
- 1991 Pete Richter
- 1992 Eric Chavez
- Roman Miestowski
- 1993 Chris Milisits
- 1994 Tony Kunka
- 1995 Richard Ernst
- 1996 Mark Todd
- 1997 Mark Batia
- 1998 David Ruhr
- 1999 Jimmy LaRose
- 2000 Haydn Chinn
- 2001 Kirk Nordness
- 2002 David Harriman
- 2003 Stacy Bennett

Tom Beytagh Gold Glove Award

- 1980 Gerald Sharpe
- 1981 Billy Ray Smith
- 1982 Billy Ray Smith
- Warren Bachmann
- 1983 Stacey Whiddon
- Mike Huggins
- 1984 Mike Huggins
- Kevin Brown
- 1985 Charlie Broad
- 1986 Charlie Broad
- Mike Cassala
- 1987 Charlie Broad
- 1988 Brent Korn
- 1989 Brent Korn
- John Middlebrooks
- Brad Squibb
- 1990 Chad Armstrong
- Brad Squibb
- 1991 Eric Chavez
- Walt Neveker
- 1992 Eric Chavez
- Chris Milisits
- 1993 Chris Milisits
- Dan Britz
- 1994 Dave McLaughlin
- 1995 Richard Ernst
- 1996 None
- 1997 Doug Sessions
- 1998 Andy Ysalgue
- Brian Muniz
- 1999 Brian Muniz
- Ray Castillo
- Jimmy LaRose
- 2000 Ray Castillo
- 2001 Stacy Bennett
- 2002 David Harriman
- 2003 Stacy Bennett

Richard Meeks Pitching Award

- 1980 Gordie Shuman
- 1981 Roger Moore
- 1982 Mark Simons
- 1983 Billy Ray Smith
- Gary Broad
- 1984 Gary Broad
- 1985 Chuck Christopher
- 1986 Rick Zakrajsek
- 1987 Chuck Christopher
- Bill Gearhart
- 1988 Bill Gearhart
- Rob Musser
- 1989 Chuck Thompson
- 1990 Paul Krafft
- 1991 Bill Schmidt
- 1992 Daryle Gavlick
- 1993 Daryll Boyd
- 1994 Chris Tidwell
- 1995 Mike Hopper
- 1996 Jeff Agard
- 1997 Joey Williams
- 1998 Jeremy Wedel
- 1999 Adam Bernero
- 2000 Jason Ackley
- 2001 B.J. Brinkmeier
- 2002 Mike Roga
- 2003 Jon Dobyans

Daniel Crawford Rookie Award


- 1980 Bill Holbrook
- 1981 Tony Yeomans
- 1982 Rickey Jones
- 1983 Ricky Meeks
- 1984 Charlie Broad
- 1985 Calvin Culberson
- 1986 Mike Mitchener
- 1987 Roge Williams
- 1988 Danny Moore
- Mark Wagenhauser
- 1989 Steve Russell
- 1990 Jeff Hanna
- 1991 Bret Donovan
- 1992 Steve Young
- 1993 Scott DeHaven
- 1994 Dave McLaughlin
- 1995 Richard Ernst
- 1996 David Young
- 1997 Joey Williams
- 1998 Noah Theiss
- 1999 Ray Castillo
- 2000 Nick Snow
- 2001 Chris Dentler
- 2002 Matt Stephens
- 2003 Brett Hart

Roy Sims Captain Award


- 1980 Danny Pickell
- Dan Seitz
- 1981 Tim Norton
- Ty Jenny
- 1982 Pat Ryan
- 1983 Warren Bachmann
- Roy Babot
- 1984 Tony Yeomans
- Stacey Whiddon
- 1985 Ricky Meeks
- 1986 Ricky Meeks
- 1987 Charlie Broad
- 1988 Calvin Culberson
- Mike Mitchener
- 1989 Brent Korn
- Mark Wagenhauser
- 1990 Chad Armstrong
- Brad Squibb
- 1991 Tim Reynolds
- Shannon Schurman
- 1992 Eric Chavez
- Pete Richter
- 1993 Jorge Becerra
- Chris Milisits
- Steve Young
- 1994 Tony Kunka
- Gregg Thomas
- 1995 None
- 1996 None
- 1997 Matt Griffin
- Scott Harrell
- 1998 Matt Griffin
- Vinny Valinotti
- 1999 Brian Muniz
- Noah Theiss
- 2000 None
- 2001 None
- 2002 None
- 2003 None

Nick Mamalakos Competitor Award

- 1980 Ty Jenny
- 1981 Tim Norton
- 1982 Pat Ryan
- Keith Jones
- 1983 Tony Yeomans
- 1984 Mike Huggins
- 1985 Gary Jackson
- 1986 Charlie Broad
- 1987 Charlie Broad
- Mike Mitchener
- 1988 Brent Korn
- 1989 Brad Squibb
- 1990 Brad Squibb
- 1991 Tim Reynolds
- 1992 Chris Milisits
- 1993 Chris Milisits
- 1994 Deron Spink
- 1995 Doug Louthan
- 1996 Jason Mantooth
- 1997 Greg Kennedy
- 1998 Jeremy Wedel
- 1999 Chris Humrich
- 2000 Jimmy LaRose
- 2001 Ryan Chromek
- Zach Shelnut
- 2002 David Harriman
- 2003 Adam Brandenburg
- Michael Pelley



Mark Simons pitched AASU's only perfect game in 1982.



Chuck Christopher recorded 10-win seasons in 1985 and 1987 for the Pirates.



The Pirates led the nation in scoring with 565 runs scored in 1993

ASU Team Records - Inning



Plate Appearances

20, vs. Bridgewater, 1988

At Bats

17, vs. Bridgewater, 1988 (NCAA II, t5th place)

Runs

15, vs. Bridgewater, 1988

Hits

14, vs. Bridgewater, 1988 (NCAA II, t6th place)

Singles

9, vs. Bridgewater, 1988

Doubles

4, five times. Last vs. Adelphi, 1994

Triples

2, vs. Howard, 1994 and The Citadel, 1967

Home Runs

5, vs. Bridgewater, 1988 (NCAA II, t3rd place)

Consecutive Home Runs

3, vs. Bridgewater, 1988

Runs Batted In

15, vs. Bridgewater, 1988 (NCAA II, t6th place)

Extra Base Hits

6, vs. Adelphi, 1994

Total Bases

29, vs. Bridgewater, 1988 (NCAA II, 3rd place)

Walks

10, vs. Edward Waters, 1985

Stolen Bases

8, vs. Edward Waters, 1985

Hit By Pitch

4, vs. Adelphi, March 7, 2000 (NCAA II, t4th place)

Times on Base

17, vs. Bridgewater, 1988

Consecutive Hits

8, vs. Concordia, 1989

Consecutive Times on Base

14, vs. Gannon, 1987

ASU Team Records - Game

Plate Appearances

79, vs. Valdosta State, 1988 (NCAA II, 2nd place)

Total Plate Appearances, Both Teams

149, vs. Valdosta State, 1988 (NCAA II Record)

At Bats

55, vs. Valdosta State, 1988

Runs

29, vs. Paine, 1989

Hits

28, vs. Gannon, 1987 and Mercer-Atlanta, 1983

Hits, Both Teams

44, vs. Mount Olive, May 14, 1988 (NCAA II, t11th)

Singles

23, vs. Wittenberg, 1984

Doubles

11, vs. S.C. State, 1993 (NCAA II, t6th place)

Triples

4, vs. Howard, 1994 and Ohio Wesleyan, 1986

Home Runs

7, vs. Bridgewater, 1988 and Mount Olive, 1998

Home Runs, Both Teams

12, vs. Mount Olive (5), 1988 (NCAA II, t3rd place)

Runs Batted In

26, vs. Paine, 1989

Grand Slams

2, vs. Utica, 1988 (ties NCAA II Record)

Sacrifice Hits

6, vs. Francis Marion, April 6, 2003 (ties NCAA II Record)

Extra Base Hits

14, vs. S.C. State, 1993

Total Bases

48, vs. Mount Olive, 1998

Total Bases, Both Teams

88, vs. Mount Olive (42), 1988 (NCAA II, 2nd place)

Walks

22, vs. Upper Iowa, 1989 (ties NCAA II Record)

Stolen Bases

15, vs. Oglethorpe, 1973 (NCAA II, 7th place)

Hit By Pitch

8, vs. Adelphi, March 7, 2000 (NCAA II, t4th place)

Times on Base

40, vs. Howard, 1988

Left on Base

23, vs. Valdosta State, 1988 (NCAA II, 2nd place)

Pitching Strikeouts

20, vs. Mars Hill, February 9th, 2003

Errors

10, vs. Kentucky, 1990

Victory Margin

29, vs. Paine (29-0), 1989

Double Plays Turned

5, vs. Sacred Heart, 1997 and Augustana, 1998

AASU Team Records - Season

Games: 80, 1984
Plate Appearances: 2723, 1983
At Bats: 2313, 1983
Runs: 627, 1987
Hits: 761, 1987
Singles: 578, 1983
Doubles: 150, 1985
Doubles per Game: 2.50 (140 2B/56 G), 1990
Triples: 39, 1990
Triples per Game: 0.70, (39 3B/56 G), 1990
(NCAA II, 11th place)
Home Runs: 102, 1987
Grand Slams: 9, 1988 (NCAA II Record)
Runs Batted In: 588, 1987
Extra Base Hits: 269, 1987
Total Bases: 1260, 1987
Sacrifice Hits: 90, 1984
Sacrifice Flies: 62, 1994 (NCAA II Record)
Walks: 440, 1984
Hit By Pitch: 73, 1994 (NCAA II, t14th place)
Stolen Bases: 248, 1984
Scoring Average: 10.3, 1987
Batting Average: .360, 1987
Times On Base: 1179, 1987
On Base Percentage: .466, 1987
Slugging Percentage: .596, 1987
Consecutive Games Homered: 20, 1987
Wins: 63, 1984
Peach Belt Conference Wins: 20, 2003

Consecutive Wins: 30, 1990
Consecutive Wins, Home: 31, 1987
Consecutive Wins, Start of Season: 21, 1988
Consecutive Home Wins, Start of Season: 20, 1988
Consecutive Peach Belt Wins: 10, 2001
Losses: 33, 1981
Won-Lost Percentage: .839, 1990
Pitching Walks: 297, 1994
Pitching Strikeouts: 492, 1989
Strikeouts/9 Innings: 9.0, 2002
Earned Run Average: 2.23, 1980
Complete Games: 34, 1983 & 1981
Shutouts: 14, 1982 (NCAA II, t6th place)
Cons. Shutouts: 3, 1992; 1990; 1983; 1982 (2)
Cons. Scoreless Innings: 29.7, 1982
Cons. Innings, No Earned Runs: 30.3, 1992
Saves: 22, 1991 (NCAA II Record)
Total Chances: 2704, 1983
Putouts: 1768, 1983
Assists: 798, 1983
Errors: 150, 1981
Fielding Average: .966, 1991
Double Plays: 72, 1984



Mark Ewing went 8-3 with a 2.58 ERA in 1992, hurling a school-record and PBC-record 30.1 consecutive scoreless innings during the season.

AASU Individual Records - Game



Individual Batting Records

Plate Appearances:

9, Calvin Culberson, Brent Korn, Mike Mitchener, Dana Harding, Danny Moore, Mark Wagenhauser, 1988

At Bats:

8, Calvin Culberson, Dana Harding, 1988

Runs:

5, 11 times. Last: Deron Spink and Tony Kunka, 1994

Hits:

6, John Booker, 1993; Dave Bone, 1987 & Matt Easterwood, 2001 (NCAA II, t5th place)

Singles:

6, John Booker, 1993 and Dave Bone, 1987

Doubles:

4, Steve Young, 1993 and Kirk Rahn, 1982 (NCAA II, t4th place)

Triples:

2, 9 times previously.

Home Runs:

3, John Booker, 1993; Dana Harding, 1987; Warren Bachmann, 1983; Chris Cuchra, 1995

Inning: 2, Jeff Hanna & John Middlebrooks, 1990; Dana Harding & Danny Moore, 1988 and Warren Bachmann, 1983

Grand Slams:

2, Brent Korn, 1988 (ties NCAA II Record)

Runs Batted In:

10, Brent Korn & Mike Mitchener, 1988 and Tony Yeomans, 1984 (NCAA II, t7th place)

Inning: 5, Mike Mitchener, 1988 and Warren Bachmann, 1983

Sacrifice Flies:

3, Preston Taylor, 1994 (NCAA II record)

Extra Base Hits:

5, Steve Young, 1993; Brad Squibb, 1989

Total Bases:

15, Brad Squibb, 1989 (NCAA II Tournament Record)

Inning: 8, Jeff Hanna & John Middlebrooks, 1990; Dana Harding & Danny Moore, 1988 and Warren Bachmann, 1983

Slugging Percentage:

1.250, John Booker, 1993

Walks:

7, Dave Bone, 1989 (tied NCAA II Record)

Hit By Pitch:

3, Deron Spink, 1994
Bryan Beckmann vs. Adelphi, March 7, 2000

Reached Base Safely:

7 (of 7), Steve Young, 1993; Dave Bone, 1989

Stolen Bases:

7, Steve McNeill and Mark Mamalakis, 1973 (NCAA II, 2nd place)

Individual Pitching Records

Innings Pitched:

15, Mike Ogilvie, 1982

Strikeouts:

17, Rick Sawyer, 1990; Mike Roga, 2002

Consecutive Strikeouts:

8, Mark Simons, 1982

No Hitters:

Mike Roga, 2002; Joey Williams, 1999; Combination, 1991; Rick Sawyer, 1989; Bill Gearhart, 1987; Mike Ogilvie, Billy Ray Smith & Mark Simons, 1982; Doyle Kelley, 1968 and Bobby Cannon, 1967

Perfect Game:

Mark Simons, 1982 (ties NCAA II Record)

Individual Fielding Records

Total Chances:

21, Andrew Graham vs. Mars Hill, Feb. 9, 2003

Putouts:

19, Mike Mitchener & Bill Bickel, 1988; Scott Ellis, 1987; Charlie Broad, 1985; Bill Stanley, 1980 and Andrew Graham vs. Mars Hill, Feb. 9, 2003

Assists:

10, Adam Brandenburg vs. Georgia Tech, Feb. 23, 2003 & vs. USC Aiken, March 30, 2003

Outfield Putouts:

10, Chad Armstrong, 1989 (D II World Series Record)

Pickoffs:


5, Gary Broad, 1983

Errors:

5, Brad Bender, 1996 (ties NCAA II record)



Rick Sawyer set the AASU school record with 17 strikeouts in a game during the 1990 season.



Mike Roga tied Sawyer's mark of 17 strikeouts during his 1-0 no-hitter against Northwest Missouri State on 3/5/02.

Chuck Christopher holds eight AASU records in major pitching categories





AASU Individual Records - Season

Individual Batting Records

Games Played:

75, Warren Bachmann, Kirk Rahn & Tony Yeomans, 1983

Plate Appearances:

316, Warren Bachmann, 1983

Official at Bats:

286, Kirk Rahn, 1983

Runs:

84, Charlie Broad, 1987

Hits:

101, Roman Miestowski, 1992

Singles:

73, Mickey Peyton, 1986

Doubles:

26, Charlie Broad, 1986

Triples:

9, Chad Armstrong, 1990

Home Runs:

28, Dana Harding, 1987

Runs Batted In:

98, Mike Mitchener, 1987

Extra Base Hits:

50, Dana Harding, 1987

Total Bases:

205, Dana Harding, 1987

Sacrifices:

16, Charlie Broad, 1984

Sacrifice Flies:

11, Preston Taylor, 1994 (NCAA II, t2nd place)

Walks:

90, Kevin Stafford, 1984

Hit By Pitch:

30, Deron Spink, 1994 (NCAA II, t2nd place)

Stolen Bases:

57, Mickey Peyton, 1986 (NCAA II, t12th place)

Stolen Base Percentage:

.973, Tony Yeomans, 1984

Batting Average:

.451, Steve McNeill, 1972

Min. **200 AB:** .445, Roman Miestowski, 1992

Times On Base:

166, Deron Spink, 1994

On Base Percentage:

.568, Mike Bertagnolli, 1985 & Steve McNeill, 1972

Slugging Percentage:

.830, Dana Harding, 1987

Consecutive Game Hitting Streak:

41, David Harriman, 2002

(NCAA II Single Season Record)

Consecutive Hits:

9, Charlie Broad, 1987

Consecutive Times on Base:

13, Dave Bone, 1989

Consecutive Games Reached Safely:

One season: 56, Chad Armstrong, 1990

Overall: 70, Chad Armstrong, 1989-1990

Consecutive Game Home Run Streak:

7, Dana Harding, 1987

Consecutive Games w/ Extra Base Hit:

8, Dana Harding, 1988

Individual Pitching Records

Pitching Appearances:

31, Mike Ogilvie, 1983; Doug Louthan, 1995

Relief Appearances:

31, Doug Louthan, 1995

Games Started:

18, Chuck Christopher, 1985

Innings Pitched:

141.0, Chuck Christopher, 1985


Strikeouts:

124, Daryle Gavlick, 1992 (NCAA II Season Leader)

Strikeouts Per Nine Innings:

14.0, Jeff Pasquale, 1989 and Doug Sessions, 1998

South Atlantic Region MVP and 1988 First-Team All-American Mike Mitchener pitches the Pirates into the World Series over Columbus in 1988. Mitchener is also a member of the AASU Athletic Hall of Fame.



AASU's all-time hits leader, Charlie Broad, is the only Pirate to have his jersey retired



Earned Run Average:

1.04, Jeff Agard, 1996

Hits Allowed Per Nine Innings:

4.6, Bill Gearhart, 1987 (NCAA I, 9th place)

Walks:

77, Chuck Christopher, 1985

Complete Games:

13, Rick Zakrajsek, 1985

Consecutive Complete Games:

Rick Zakrajsek, 1985

Consecutive Complete Game Wins:

7, Mark Simons, 1982

Shutouts:

4, Daryle Gavlick, 1992; Mark Simons, 1982 and Tommy Bumgardner, 1975

Consecutive Shutouts:

3, Mark Ewing, 1992; Al Otte, 1983 and Mark Simons, 1982

Consecutive Scoreless Innings:

30.1, Mark Ewing, 1992 (NCAA II, 11th place)

Consecutive Innings, No Earned Runs:

37.3, Daryle Gavlick, 1992

Consecutive Scoreless Appearances:

15, Bret Donovan, 1991

Saves:

10, Mike Ogilvie, 1983 and Chris Humrich, 1999

Save Percentage:

1.000 (8-for-8), Mike Ewing, 1990 & Jeff Pasquale 1989

Pitching Decisions:

16, Chuck Christopher & Rick Zakrajsek, 1985

Wins:

12, Bill Gearhart, 1988; Chuck Christopher, 1987 and Jon Dobyms, 2003

Consecutive Wins:

Single Season: 11, Daryle Gavlick, 1992 and Chuck Christopher, 1987

Multiple Seasons: 20, Bill Gearhart, 1987-88 (NCAA II 2nd place)

Won-Lost Percentage:

1.000 (minimum 5 decisions), Bill Gearhart, 10-0, 1987; Larry Vrtiska, 9-0, 1994; Larry Owens, 7-0, 1990; Mike Ewing, 7-0, 1989; Charlie Broad, 7-0, 1984; Danny DeMersseman, 5-0, 1985 and Jon Boothe, 5-0, 1990

Individual Fielding Records

Total Chances:

648, Warren Bachmann, 1983

Putouts:

580, Charlie Broad, 1984

Assists:

215, Mike Huggins, 1983

Errors:

38, Jay Sheppard, 1994

Outfield Assists:

18, Dave McLaughlin, 1994


Outfield Putouts:

124, Terry Hipp, 1991

Pickoffs:

20, Gary Broad, 1983

Jeff Agard set a school and Peach Belt Conference record with a 1.04 ERA in 1996 en route to earning honorable-mention All-America honors.



Chris Humrich, an All-South Atlantic Region pick in 1999, tied an AASU record and set a PBC record with 10 saves in helping the Pirates to a South Atlantic Regional berth.





AASU Individual Records - Career

Games Played:

265, Tony Yeomans, 1981-84

Plate Appearances:

1,033, Tony Yeomans, 1981-84

At Bats:

869, Tony Yeomans, 1981-84

Runs:

242, Charlie Broad, 1984-87

Hits:

318, Charlie Broad, 1984-87

Singles:

200, Tony Yeomans, 1981-84

Doubles:

69, Charlie Broad, 1984-87

Triples:

16, Charlie Broad, 1984-87

Home Runs:

39, Dana Harding, 1987-88

Runs Batted In:

231, Charlie Broad, 1984-87

Extra Base Hits:

120, Charlie Broad, 1984-87

Total Bases:

524, Charlie Broad, 1984-87

Sacrifice Hits:

42, Charlie Broad, 1984-87

Walks:

183, Scott Ellis, 1986-89

Hit By Pitch:

32, Ray Castillo, 1999-2000

Stolen Bases:

128, Calvin Culberson, 1985-88

Stolen Base Percentage:

(min. 100 att.) .875, Charlie Broad, 1984-87

(less than 100 att.) .908, Roman Miestowski, 1991-92

Batting Avg:

.397, Roman Miestowski, 1991-92

(min. 600 AB) .385, Charlie Broad, 1984-87

Times On Base:

468, Charlie Broad, 1984-87

On Base Percentage:

.503, Dave Bone, 1987-89 and Jimmie Evans, 1986-87

Slugging Percentage:

.748, Mike Mitchener, 1986-88

Pitching Appearances:

77, Greg Kennedy, 1996-99

Relief Appearances:

64, Greg Kennedy, 1996-99

Innings Pitched:

353.0, Tommy Bumgardner, 1973-76

Pitching Decisions:

48, Tommy Bumgardner, 1973-76

Wins:

29, Rickey Meeks, 1983-86

Losses:

24, Tommy Bumgardner, 1973-76

Won Lost Percentage:

.909, Larry Vrtiska (20-2), 1993-94

Walks:

143, Chuck Christopher, 1985-87

Strikeouts:

244, Chuck Christopher, 1985-87

Strikeouts Per Nine Innings:

11.9, Jeff Pasquale, 1989-90

Earned Run Average:

1.17, Daryle Gavlick, 1992

(min. 300 IP) 1.81, Tommy Bumgardner, 1973-76

Hits Allowed Per Nine Innings:

6.7, Bill Schmidt, 1989-91

Complete Games:

31, Tommy Bumgardner, 1973-76 (NCAA II, 2nd place)

Shutouts:

11, Tommy Bumgardner, 1973-76 (NCAA II, 3rd place)

Saves:

14, Mike Ewing, 1989-90 and Mike Mitchener, 1986-88

Total Chances:

2,285, Charlie Broad, 1984-87

Putouts:

2,140, Charlie Broad, 1984-87

Assists:

426, Danny Pickell, 1977-80

Errors:

65, Jay Sheppard, 1993-94; Danny Pickell, 1977-80

No Errors, Career:

Tom Beytagh, 1970-73

Outfield Putouts:

342, Calvin Culberson, 1985-88

Outfield Assists:

18, Dave McLaughlin, 1994; Tony Yeomans, 1981-84

Pickoffs:

26, Gary Broad, 1983-84

Home Run, First Career At Bat:

Scott DeHaven, 1993; Terry Hipp, 1991; Mike Cassala, 1986; David Poulos, 1984 and Andrew Graham, 2003

Home Run, First Two Career At Bats:

Scott DeHaven, 1993 and Andrew Graham, 2003



ASU Season Leaders



At-Bats

1967	Danny Sims	95
1968	Ray Kellett	93
1969	Larry Thompson	103
1970	Lance Green	106
1971	Mark Mamalakis	77
1972	Larry Crawford	78
1973	Steve McNeill	92
1974	Steve McNeill	138
1975	John Snelling	131
1976	Marvin Headley	114
1977	Danny Pickell	126
1978	Ronnie Peacock	125
1979	Danny Pickell	126
1980	Danny Pickell	141
1981	Tony Yeomans	197
1982	Kirk Rahn	227
1983	Kirk Rahn	286
1984	David Poulos	231
1985	Bill Fortner	239
1986	Mickey Peyton	223
1987	Dana Harding	247
1988	Mike Mitchener	228
1989	Danny Moore	226
1990	Chad Armstrong	241
1991	Tim Reynolds	217
1992	Dan Britz	228
1993	Jay Sheppard	267
1994	Jay Sheppard	266
1995	Michael Collins	201
1996	Chris Case	212
1997	Matt Griffin	210
1998	Brian Muniz	235
1999	Brian Muniz	223
2000	Jimmy LaRose	219
2001	Rob Mills	210
2002	David Harriman	228
2003	Brandon McKinnon	190

Runs

1967	Danny Sims	23
1968	Doyle Kelley	12
1969	Lee Rabon	15
1970	Lee Rabon	17
1971	Steve McNeill	19
1972	Steve McNeill	19
1973	Steve McNeill	24
1974	Steve McNeill	36
1975	Chuck Thomas	18
1976	Stan Walker	22
1977	Stan Walker	28
1978	Ronnie Peacock	19
1979	Dave Baker	19
1980	Bill Stanley	23
1981	Pat Ryan	41
1982	Keith Jones	49
1983	Tony Yeomans	63
1984	Tony Yeomans	71
1985	Kevin Brown	65
	Bill Fortner	65
1986	Mickey Peyton	78
1987	Charlie Broad	84
1988	Calvain Culberson	63
	Mark Wagenhauser	63
1989	Brad Squibb	67
1990	Chad Armstrong	77
1991	Terry Hipp	48
	Pete Richter	48
1992	Roman Miestowski	72
1993	Steve Young	72
1994	Tony Kunka	83

1995	Michael Collins	39
1996	Mark Todd	44
1997	Mark Batia	53
	Adam Wilson	53
1998	David Ruhr	59
1999	3 players with	47
2000	Jimmy LaRose	57
2001	Rob Mills	54
2002	Chris Boean	50
2003	Brandon McKinnon	46

Hits

1967	Bobby Cannon	28
	Tommy Cannon	28
	Danny Sims	28
1968	Ray Kellett	23
1969	David Layden	24
1970	Buddy Hardy	29
	Lee Rabon	29
1971	Mark Mamalakis	25
1972	Steve McNeill	34
1973	Steve McNeill	33
1974	Steve McNeill	59
1975	Warren Heller	37
1976	Marvin Headley	31
1977	Danny Pickell	37
1978	Ronnie Peacock	39
1979	Danny Pickell	37
1980	Danny Pickell	50
1981	Pat Ryan	70
1982	Kirk Rahn	90
1983	Kirk Rahn	97
1984	David Poulos	88
1985	Bill Fortner	88
1986	Mickey Peyton	97
1987	Charlie Broad	99
1988	Mike Mitchener	77
1989	Chad Armstrong	83
1990	Chad Armstrong	97
1991	Roman Miestowski	71
1992	Roman Miestowski	101
1993	Jay Sheppard	88
1994	Tony Kunka	86
1995	Michael Collins	72
1996	Mark Todd	72
1997	Mark Batia	77
1998	David Ruhr	82
1999	Jimmy LaRose	77
2000	Jimmy LaRose	74
2001	Kirk Nordness	80
2002	David Harriman	94
2003	George Fletcher	62
	Stacy Bennett	62

Batting Average

1967	Tommy Cannon	.350
1968	Danny Sims	.322
1969	Ray Kellett	.262
1970	Buddy Hardy	.318
1971	Mark Mamalakis	.325
1972	Steve McNeill	.451
1973	Steve McNeill	.359
1974	Steve McNeill	.428
1975	Warren Heller	.320
1976	Warren Heller	.327
1977	Danny Pickell	.302
1978	Ronnie Peacock	.312
1979	Danny Pickell	.294
1980	Danny Pickell	.355
1981	Roy Babet	.401

1982	Kirk Rahn	.396
1983	Jerry Jameson	.362
1984	David Poulos	.381
1985	Gary Jackson	.389
1986	Mickey Peyton	.435
1987	Charlie Broad	.442
1988	Mark Wagenhauser	.358
1989	Chad Armstrong	.390
1990	Mary Ellis	.405
1991	Roman Miestowski	.345
1992	Roman Miestowski	.445
1993	Chris Milists	.386
1994	John Wilson	.384
1995	Richard Ernst	.390
1996	Mark Todd	.355
1997	Mark Batia	.381
1998	Noah Theiss	.379
1999	Jimmy LaRose	.352
2000	Brian Pickel	.343
2001	Kirk Nordness	.392
2002	David Harriman	.412
2003	Stacy Bennett	.339

Doubles

1967	Bobby Cannon	4
1968	4 with	2
1969	David Layden	4
1970	Lee Rabon	4
1971	Mark Mamalakis	4
	Tom Yarbrough	4
1972	Tom Beytagh	5
1973	Gerald Sharpe	3
	Tom Yarbrough	3
1974	Steve McNeill	8
1975	Tommy Bumgardner	6
	Warren Heller	6
1976	Warren Heller	6
	Jerry McNair	6
1977	Warren Heller	7
1978	Buddy Padgett	6
	Mike Stone	6
1979	Glen Conaway	4
1980	Danny Pickell	10
1981	Five with	7
1982	Kirk Rahn	21
1983	Kirk Rahn	20
1984	Tony Yeomans	20
1985	Bill Fortner	24
1986	Charlie Broad	26
1987	Mike Mitchener	24
1988	Dana Harding	18
	Mark Wagenhauser	18
1989	Chad Armstrong	19
1990	Brad Squibb	20
1991	Eric Chavez	20
1992	Roman Miestowski	20
	Steve Young	20
1993	Chris Milists	22
1994	Matt Chambers	18
1995	Michael Collins	16
1996	Chris Case	21
1997	Matt Griffin	17
	Andy Yalgue	17
1998	David Ruhr	17
1999	Brian Muniz	18
2000	Kevin Bullard	17
	Haydn Chinn	17
2001	Kirk Nordness	18
2002	Kirk Nordness	16
2003	Stacy Bennett	16
	Brandon McKinnon	16

Triples

1967	Danny Sims	2
1968	Danny Sims	2
	David Smith	2
1969	David Smith	2
1970	Buddy Hardy	3
1971	Roy Smith	4
1972	Linn Burnsded	1
	Steve McNeill	1
1973	Mark Mamalakis	3
	Tom Yarbrough	3
	Linn Burnsded	3
1975	Buddy Padgett	4
1976	5 with	1
1977	Marvin Headley	3
	Ronnie Peacock	3
1978	Ronnie Peacock	3
1979	3 with	1
1980	David Rogers	2
1981	3 with	3
1982	Keith Jones	3
1983	Jerry Jameson	4
1984	David Poulos	5
1985	Charlie Broad	6
	J.D. Scott	6
1986	Mike Cassala	6
	Mickey Peyton	6
1987	Mike Mitchener	7
1988	Mike Mitchener	7
1989	Chad Armstrong	6
	Brad Squibb	6
1990	Chad Armstrong	9
1991	Eric Chavez	6
1992	Dan Britz	9
1993	Jay Sheppard	5
	Steve Young	5
1994	Jay Sheppard	8
1995	Leroy Lipsey	3
1996	2 with	1
1997	Mark Batia	4
	Doug Sessions	4
1998	Vincent Valinotti	3
1999	Mike Cadwallader	5
2000	Haydn Chinn	5
2001	Jason Pruitt	3
	Rob Mills	3
2002	Chris Boean	6
2003	Stacy Bennett	4

Home Runs

1969	David Layden	2
1970	Buddy Hardy	2
1971	Mark Mamalakis	2
1972	Linn Burnsded	2
1973	Linn Burnsded	1
	Jerry Graham	1
1974	Linn Burnsded	2
1975	John Snelling	1
1976	John Snelling	1
	Chuck Thomas	1
1977	Robbie Groover	1
1978	Robbie Groover	2
	Mike Stone	2
1979	Glen Conaway	2
	Mike Durkin	2
1980	Gerald Sharpe	2
1981	Tony Yeomans	8

Two-time All-America Chad Armstrong reached base safely in all 56 games in 1990



AASU Season Leaders

Home Runs

1982	Kirk Rahn	7
1983	Kirk Rahn	11
1984	Mike Smicklas	15
1985	Bill Fortner	13
	J.D. Scott	13
1986	Charlie Broad	9
	Mike Cassala	9
1987	Dana Harding	28
1988	Mike Mitchener	16
1989	John Middlebrooks	9
1990	Jeff Hanna	11
1991	Eric Chavez	10
1992	Eric Chavez	21
1993	John Booker	15
1994	Tony Kunka	15
1995	Richard Ernst	7
1996	Klark Reynolds	7
1997	Matt Griffin	12
1998	David Ruhr	13
1999	Travis Oglesby	19
2000	Kevin Bullard	8
2001	David Harriman	9
2002	David Harriman	14
2003	Brandon McKinnon	7

Runs Batted In

1967	Mike Kellett	14
1968	Clyde Jordan	14
1969	Bill Hagan	11
1970	Lee Rabon	14
1971	Mark Mamalakis	13
1972	Tom Beytagh	13
1973	Mark Mamalakis	17
1974	David Barnhill	14
1975	John Snelling	9
	Chuck Thomas	9
1976	Marvin Headley	16
1977	Danny Pickell	22
1978	Danny Pickell	19
1979	Danny Pickell	14
1980	Danny Pickell	18
1981	Pat Ryan	43
1982	Warren Bachmann	57
1983	Kirk Rahn	70
1984	Mike Smicklas	78
1985	J.D. Scott	80
1986	Mike Cassala	77
1987	Mike Mitchener	98
1988	Mike Mitchener	82
1989	John Middlebrooks	56
1990	Chad Armstrong	63
1991	Pete Richter	53
1992	Eric Chavez	82
1993	John Booker	69
1994	Tony Kunka	86
1995	Michael Collins	38
	Richard Ernst	38
1996	Mark Todd	39
1997	Matt Griffin	50
1998	David Ruhr	55
1999	Travis Oglesby	58
2000	Brian Pickel	48
2001	David Harriman	53
2002	David Harriman	69
2003	Stacy Bennett	47

Stolen Bases

1967	Danny Sims	10
------	------------	----

1968	John Tatum	10
1968	Bob Houchins	12
1969	Bill Hagan	8
	Lee Rabon	8
1970	Bob Houchins	8
	Lance Green	8
1971	Steve McNeill	24
1972	Steve McNeill	18
1973	Mark Mamalakis	26
1974	Steve McNeill	28
1975	John Snelling	13
1976	Stan Walker	19
1977	Stan Walker	12
1978	Ronnie Peacock	8
1979	Dave Baker	8
1980	Gerald Sharpe	24
1981	Roy Babot	18
1982	Pat Ryan	16
1983	Tony Yeomans	28
1984	Cay Mays	37
1985	Mike Bertagnolli	38
1986	Mickey Peyton	57
1987	Calvain Culberson	40
1988	Calvain Culberson	42
1989	Danny Moore	29
1990	Steve Russell	32
1991	Roman Miestowski	27
1992	Dan Britz	32
	Roman Miestowski	32
1993	Jay Sheppard	34
1994	Jay Sheppard	29
1995	Leroy Lipsey	26
1996	Heath McBeth	17
1997	Doug Sessions	17
1998	David Ruhr	17
1999	Jimmy LaRose	21
2000	Bryan Beckmann	25
2001	Kirk Nordness	8
2002	Chris Dentler	15
2003	Mark Stephens	10

Total Bases

1967	Tommy Cannon	35
1968	David Smith	31
1969	David Layden	34
1970	Buddy Hardy	39
1971	Mark Mamalakis	35
1972	Steve McNeill	40
1973	Steve McNeill	37
1974	Steve McNeill	70
1975	Warren Heller	45
1976	Jerry McNair	37
1977	Danny Pickell	45
1978	Ronnie Peacock	50
1979	Danny Pickell	42
1980	Danny Pickell	62
1981	Tony Yeomans	99
1982	Kirk Rahn	132
1983	Kirk Rahn	154
1984	Mike Smicklas	146
1985	Bill Fortner	155
1986	Charlie Broad	143
1987	Dana Harding	205
1988	Mike Mitchener	154
1989	Chad Armstrong	121
1990	Chad Armstrong	161
1991	Eric Chavez	121
1992	Eric Chavez	167
1993	Jay Sheppard	128
1994	Tony Kunka	156

1995	Michael Collins	100
1996	Mark Todd	104
1997	Matt Griffin	118
1998	David Ruhr	140
1999	Travis Oglesby	121
2000	Haydn Chinn	102
2001	Kirk Nordness	115
2002	David Harriman	153
2003	Stacy Bennett	104

Base on Balls

1967	Danny Sims	18
1968	Danny Sims	16
1969	Lee Rabon	24
1970	Lee Rabon	20
1971	Roy Smith	24
1972	Linn Burnsed	21
1973	Tom Beytagh	20
1974	Linn Burnsed	26
1975	NA	NA
1976	Stan Walker	31
1977	Stan Walker	31
1978	Ronnie Peacock	15
1979	Gerald Sharpe	17
1980	Dan Seitz	26
	Gerald Sharpe	26
1981	Pat Ryan	35
1982	Pat Ryan	57
1983	3 with	43
1984	Kevin Stafford	90
1985	Mike Bertagnolli	65
1986	Jimmie Evans	45
1987	Scott Ellis	66
1988	Dave Bone	62
1989	Dave Bone	59
1990	Chad Armstrong	44
1991	Pete Richter	52
1992	Dan Britz	44
1993	Steve Young	63
1994	Deron Spink	61
1995	Mark Todd	45
1996	Rob Freithoffer	39
1997	Mark Batia	37
1998	Noah Theiss	39
1999	Travis Oglesby	48

2000	Kevin Bullard	37
2001	Kirk Nordness	29
2002	Kirk Nordness	30
2003	Stacy Bennett	38

Hit By Pitch

1967	Danny Sims	3
1968	Phil Duke	3
1969		NA
1970	John Beebe	2
	Lance Green	2
1971	Steve McNeill	5
1972	Steve McNeill	5
1973	Gerald Sharpe	8
1974	Steve McNeill	2
1975-1979		NA
1980	Dan Seitz	5
1981	5 with	2
1982	Keith Jones	11
1983	Kirk Rahn	4
1984	Mike Huggins	4
1985	Kevin Brown	4
1986	Scott Ellis	5
1987	Bruce Addison	4
1988	Brent Korn	6
1989	Brent Korn	8
	Brian Krack	8
1990	3 tied with	5
1991	Eric Chavez	5
	Roman Miestowski	5
1992	Roman Miestowski	10
1993	John Booker	8
	Steve Young	8
1994	Deron Spink	30
1995	Thomas Sanders	11
1996	Scott Harrell	12
1997	Matt Griffin	11
	Adam Wilson	11
1998	Vinny Valinotti	11
1999	Ray Castillo	21
2000	Ray Castillo	11
	Haydn Chinn	11
2001	Jason Pruitt	5
	Rob Mills	5
2002	Adam Brandenburg	12
2003	Adam Brandenburg	19



Dave Bone collects three hits in Armstrong's live televised game against Florida Southern in a matchup of two top-ranked teams during the 1988 season.

AASU Season Leaders



On Base Percentage

1967	Danny Sims	422
1968	Danny Sims	493
1969	Lee Rabon	370
1970	Lee Rabon	408
1971	Roy Smith	467
1972	Steve McNeill	568
1973	Tom Beytagh	486
1974	Steve McNeill	428
1975		NA
1976	Stanley Walker	431
1977	Stanley Walker	442
1978	Ronnie Peacock	386
1979	Danny Pickell	331
1980	Dan Seitz	414
1981	Roy Babot	472
1982	Kirk Rahn	439
1983	Tony Yeomans	441
1984	Kevin Stafford	526
1985	Mike Bertagnolli	568
1986	Calvain Culberson	519
1987	Charlie Broad	535
1988	Dave Bone	534
1989	Dave Bone	498
1990	Jeff Hanna	512
1991	Terry Hipp	469
1992	Roman Miestowski	526
1993	John Booker	518
1994	Deron Spink	527
1995	Richard Ernst	482
1996	Mark Todd	434
1997	Mark Batia	488
1998	Noah Theiss	480
1999	Ray Castillo	451
2000	Bryan Beckmann	422
2001	Kirk Nordness	493
2002	David Harriman	455
2003	Adam Brandenburg	476

Slugging Percentage

1967	Tommy Cannon	438
1968	Danny Sims	441
1969	David Layden	358
1970	Buddy Hardy	462
1971	Tom Yarbrough	510
1972	Steve McNeill	533
1973	Steve McNeill	402
1974	Steve McNeill	507
1975	Warren Heller	388
1976	Larry Cupstid	353

All-America third baseman Dana Harding set AASU's slugging percentage record of .830 in 1987.



1977	Warren Heller	362
1978	Mike Stone	419
1979	Danny Pickell	333
1980	Danny Pickell	440
1981	Tony Yeomans	503
1982	Kirk Rahn	528
1983	Kirk Rahn	538
1984	Mike Smiciklas	649
1985	Bill Fortner	649
1986	Charlie Broad	668
1987	Dana Harding	830
1988	Mike Mitchener	675
1989	Brad Squibb	578
1990	Chad Armstrong	668
1991	Eric Chavez	624
1992	Eric Chavez	770
1993	John Booker	685
1994	Tony Kunka	647
1995	Richard Ernst	631
1996	Mark Todd	512
1997	Matt Griffin	562
1998	David Ruhr	631
1999	Travis Oglesby	658
2000	Kevin Bullard	536
2001	Kirk Nordness	564
2002	David Harriman	671
2003	Stacy Bennett	568



All-America catcher David Harriman's .671 slugging percentage in 2002 was the highest in 10 years at AASU.

Wins

1967	Tommy Cannon	7
1968	Doyle Kelley	5
1969	Dennis Pruitt	6
1970	Dennis Pruitt	3
	Tommy Swinford	3
1971	Dennis Pruitt	4
1972	Pat Holland	5
	Dennis Pruitt	5
1973	Tommy Bumgardner	5
	Lawrence Maner	5
1974	Tommy Bumgardner	7
1975	Tommy Bumgardner	7
1976	Tommy Bumgardner	5
1977	Eddie Aenchbacher	5
1978	Eddie Aenchbacher	4
1979	Eddie Aenchbacher	6
1980	William Holbrook	5
	Gordie Shuman	5
1981	Roger Moore	7
1982	Mark Simons	10
1983	Jimmy Fisher	10
1984	Gary Broad	10
1985	Chuck Christopher	12
1986	Rick Zakrajsek	8
1987	Chuck Christopher	11
1988	Bill Gearhart	12
1989	Rick Sawyer	8
	Chuck Thompson	8
1990	Paul Krafft	10
1991	Darryll Boyd	7
1992	Daryle Gavlick	11
1993	Larry Vrtiska	9
1994	Larry Vrtiska	11
1995	Mike Hopper	8
1996	Michael Godbee	7
1997	Four with	6
1998	Jeremy Wedel	10
1999	Adam Bernero	11
2000	Jason Ackley	10
2001	B.J. Brinkmeier	8
2002	Mike Roga	10
2003	Jon Dobyns	12

Earned Run Average

1967	Bobby Cannon	1.58
1968	Tommy Swinford	1.86
1969	Doyle Kelley	2.38
1970	Dennis Pruitt	3.94
1971	Pat Holland	3.48
1972	Tommy Swinford	2.80
1973	Tom Bumgardner	2.39
1974	Frankie Moore	1.22
1975	Tom Bumgardner	1.35
1976	Tom Bumgardner	1.46
1977	Eddie Aenchbacher	2.14
1978	Ted Kinder	4.21
1979	Eddie Aenchbacher	2.07
1980	Tim Norton	1.55
1981	Roger Moore	1.26
1982	Billy Ray Smith	1.87
1983	Ricky Meeks	1.44
1984	Gary Broad	1.74
1985	Ricky Meeks	1.83
1986	Greg Richard	1.55
1987	Bill Gearhart	1.85
1988	Mike Mitchener	1.84
1989	Jeff Pasquale	1.30

1990	Bill Schmidt	1.21
1991	Bill Schmidt	1.34
1992	Daryle Gavlick	1.17
1993	Darryll Boyd	1.79
1994	Gregg Thomas	1.62
1995	Doug Louthan	2.44
1996	Jeff Agard	2.04
1997	Greg Kennedy	3.74
1998	Jeremy Wedel	2.05
1999	Adam Bernero	3.31
2000	B.J. Brinkmeier	3.25
2001	B.J. Brinkmeier	3.46
2002	Mike Roga	3.00
2003	Brett Hart	1.32

Strikeouts

1967	Tommy Cannon	52
1968	Doyle Kelley	44
1969	Doyle Kelley	48
1970	Tommy Swinford	41
1971	Pat Holland	37
1972	Pat Holland	42
1973	Tom Bumgardner	40
1974	Tom Bumgardner	37
	Pat Holland	37
1975	Tom Bumgardner	71
1976	Tom Bumgardner	35
1977	Warren Heller	44
1978	Eddie Aenchbacher	46
1979	Eddie Aenchbacher	23
1980	William Holbrook	27
1981	Roger Moore	47
1982	Mark Simons	116
1983	Billy Ray Smith	67
1984	Gary Broad	79
1985	Chuck Christopher	116
1986	Mike Maus	57
1987	Bill Gearhart	101
1988	Rob Musser	92
1989	Rick Sawyer	94
1990	Rick Sawyer	76
1991	Craig Bradshaw	82
1992	Daryle Gavlick	124
1993	Darryll Boyd	88
1994	Chris Tidwell	101
1995	Mike Hopper	74
1996	Jeff Agard	79
1997	Mark Copeland	76
1998	Jeremy Wedel	116
1999	Adam Bernero	113
2000	B.J. Brinkmeier	73
2001	B.J. Brinkmeier	97
2002	Mike Roga	109
2003	Jon Dobyns	106

Innings

1967	Tommy Cannon	77.2
1968	Doyle Kelley	86.2
1969	Dennis Pruitt	81.1
1970	Tommy Swinford	84.0
1971	Pat Holland	77.2
1972	Dennis Pruitt	70.1
1973	Tom Bumgardner	83.0
1974	Tom Bumgardner	79.1
1975	Tom Bumgardner	106.1
1976	Tom Bumgardner	80.0
1977	Ed Aenchbacher	71.1
1978	Ed Aenchbacher	71.1
1979	Ed Aenchbacher	78.0



Innings

1980	Gordie Shuman	65.0
	Mike Stone	65.0
1981	Tim Norton	82.0
1982	Mark Simons	100.1
1983	Billy Ray Smith	109.0
1984	Gary Broad	102.2
1985	Chuck Christopher	141.0
1986	Ricky Meeks	80.2
1987	Chuck Christopher	107.2
1988	Bill Gearhart	106.0
1989	Larry Owens	106.0
1990	Chuck Thompson	92.1
1991	Craig Bradshaw	77.2
1992	Mark Ewing	101.0
1993	Gregg Thomas	91.1
1994	Chris Tidwell	129.0
1995	Mike Hopper	100.2
1996	Jason Manbooth	80.1
1997	Mark Copeland	91.0
1998	Jeremy Wedel	114.0
1999	Adam Bernero	103.1
2000	B.J. Brinkmeier	105.1
2001	B.J. Brinkmeier	101.1
2002	Mike Roga	105.0
2003	Jeremy Olson	112.2

Games

1967	Tommy Cannon	16
1968	Doyle Kelley	14
	Tommy Swinford	14
1969	Doyle Kelley	10
	Dennis Pruitt	10
1970	Dennis Pruitt	15
1971	Pat Holland	12
1972	Dennis Pruitt	12
1973	Tom Bumgardner	13
1974	Tom Bumgardner	15
1975	Tom Bumgardner	15
1976	Tom Bumgardner	12
1977	Eddie Aenchbacher	15
1978	Eddie Aenchbacher	12
1979	Eddie Aenchbacher	14
1980	Mike Stone	10
1981	William Holbrook	15
1982	Mike Ogilvie	23
1983	Mike Ogilvie	31
1984	Ricky Meeks	22
1985	Chuck Christopher	20
	Mike Maus	20
1986	Mike Maus	18


	Mike Mitchener	18
1987	Bill Floyd	23
1988	David Wright	26
1989	Mike Ewing	26
1990	Jeff Pasquale	23
1991	Bill Schmidt	22
1992	Russell Williams	21
1993	Chris DeClue	25
1994	Scot Donovan	25
1995	Doug Louthan	31
1996	Michael Godbee	18
1997	Joey Williams	25
1998	Greg Kennedy	23
1999	Shane Shelton	24
	Chris Humrich	24
2000	Shane Shelton	19
2001	Andrew Moss	19
2002	Zach Shelnett	23

Saves

1977	Eddie Aenchbacher	1
1978	Roy Griffin	2
1979	Eddie Aenchbacher	2
1980	William Holbrook	1
	Gerald Sharpe	1
1981	William Holbrook	2
	Kirk Rahn	2
1982	Billy Ray Smith	5
1983	Mike Ogilvie	10
1984	Ricky Meeks	5
1985	Mike Maus	6
1986	Mike Mitchener	5
1987	Chuck Christopher	3
	Greg Richard	3
1988	Mike Mitchener	7
1989	Jeff Pasquale	8
1990	Mike Ewing	8
1991	Bill Schmidt	7
1992	Russell Williams	8
1993	Jorge Becerra	3
	Biddy Garza	3
1994	Scot Donovan	8
1995	Doug Louthan	8
1996	Greg Kennedy	2
1997	Joey Williams	4
1998	3 tied with	4
1999	Chris Humrich	10
2000	Shane Shelton	3
2001	Andrew Moss	4
2002	Zach Shelnett	6
2003	Zach Shelnett	5



Chris Milisits earned All-Conference and second-team All-America honors as a catcher for the Pirates in 1993, leading the team in hitting with a .386 average.



AASU Athletic Hall of Famer Tony Yeomans led the Pirates in home runs and total bases during the 1981 season and ranks first all-time in at-bats and second all-time in hits on the AASU record charts.



Season Top 10s - Hitting



At Bats

1. Kirk Rahn, 1983	286
2. Jay Sheppard, 1993	267
3. Jay Sheppard, 1994	266
4. Warren Bachmann, 1983	263
5. Mike Huggins, 1983	259
6. Tony Yeomans, 1983	250
7. Dana Harding, 1987	247
8. Calvin Culberson, 1987	244
9. Chad Armstrong, 1989	241
Tony Kunka, 1994	241

Runs

1. Charlie Broad, 1987	84
2. Calvin Culberson, 1987	83
3. Mickey Peyton, 1986	78
4. Chad Armstrong, 1990	77
Tony Kunka, 1994	77
5. Dana Harding, 1987	75
Brad Squibb, 1990	75
Deron Spink, 1994	75
9. Bruce Addison, 1987	74
10. Roman Miestowski, 1992	72
Steve Young, 1993	72
Scott DeHaven, 1994	72

Hits

1. Roman Miestowski, 1992	101
2. Charlie Broad, 1987	99
3. Dana Harding, 1987	98
4. Chad Armstrong, 1990	97
Mickey Peyton, 1986	97
Kirk Rahn, 1983	97
7. David Harriman, 2002	94
8. Steve Russell, 1990	92
9. Calvin Culberson, 1987	89
10. Mike Mitchener, 1987	88
David Poulos, 1984	88
Jay Sheppard, 1993	88

Doubles

1. Charlie Broad, 1986	26
2. Bill Fortner, 1985	24
Mike Mitchener, 1987	24
4. Chris Milisits, 1993	22
5. Dana Harding, 1987	21
Kirk Rahn, 1982	21
Chris Case, 1996	21
8. Eric Chavez, 1991	20
Roman Miestowski, 1992	20
Kirk Rahn, 1983	20
Brad Squibb, 1990	20
Tony Yeomans, 1984	20
Steve Young, 1992	20

Triples

1. Chad Armstrong, 1990	9
2. Brad Squibb, 1990	8
Jay Sheppard, 1994	8
3. Mike Mitchener, 1987	7
Mike Mitchener, 1988	7
Tony Kunka, 1994	7
7. Bruce Addison, 1987	6
Chad Armstrong, 1989	6
Chris Boaen, 2002	6
Charlie Broad, 1984	6
Mike Cassala, 1986	6
Eric Chavez, 1991	6
Mickey Peyton, 1986	6
Brad Squibb, 1989	6

Home Runs

1. Dana Harding, 1987	28
2. Eric Chavez, 1992	21
3. Charlie Broad, 1987	19
Travis Oglesby, 1999	19
5. Scott Ellis, 1987	16
Mike Mitchener, 1988	16
7. John Booker, 1993	15
Calvin Culberson, 1987	15
Danny Moore, 1988	15
Mike Smiciklas, 1985	15
Tony Kunka, 1994	15

Runs Batted In

1. Mike Mitchener, 1987	98
2. Tony Kunka, 1994	86
3. Dana Harding, 1987	84
4. Eric Chavez, 1992	82
Mike Mitchener, 1988	82
6. Charlie Broad, 1987	80
J.D. Scott, 1985	80
8. Mike Smiciklas, 1984	78
9. Mike Cassala, 1986	77
10. Scott Ellis, 1987	71

Batting Average

1. Steve McNeill, 1972	451
2. Roman Miestowski, 1992	445
3. Charlie Broad, 1987	442
4. Mickey Peyton, 1986	435
5. Steve McNeill, 1974	428
6. David Harriman, 2002	412
7. Marv Ellis, 1990	405
8. Chad Armstrong, 1990	402
Steve Russell, 1990	402
10. Roy Babot, 1981	401

Stolen Bases

1. Mickey Peyton, 1986	57
2. Calvin Culberson, 1988	42
3. Calvin Culberson, 1987	40
4. Mike Bertagnolli, 1985	38
5. Cay Mays, 1984	37
6. David Poulos, 1984	36
Tony Yeomans, 1984	36
8. Bruce Addison, 1987	35
9. Jay Sheppard, 1993	34
10. Bruce Addison, 1988	33

Base on Balls

1. Kevin Stafford, 1984	90
2. Scott Ellis, 1987	66
3. Mike Bertagnolli, 1985	65
4. Steve Young, 1993	63
5. Dave Bone, 1988	62
6. Deron Spink, 1994	61
7. Dave Bone, 1989	59
8. Kevin Brown, 1984	57
Pat Ryan, 1982	57
10. Gary Jackson, 1985	56

Total Bases

1. Dana Harding, 1987	205
2. Charlie Broad, 1987	177
3. Mike Mitchener, 1987	168
4. Eric Chavez, 1992	167
5. Chad Armstrong, 1990	161
6. Roman Miestowski, 1992	160
7. Tony Kunka, 1994	156
8. Bill Fortner, 1985	155
9. Mike Mitchener, 1988	154
Kirk Rahn, 1983	154

Slugging Percentage

1. Dana Harding, 1987	830
2. Charlie Broad, 1987	790
3. Eric Chavez, 1992	770
4. Mike Mitchener, 1987	730
5. Roman Miestowski, 1992	705
6. John Booker, 1993	685
7. Mike Mitchener, 1988	675
8. David Harriman, 2002	671
9. Chad Armstrong, 1990	668
Charlie Broad, 1986	668

On Base Percentage

1. Steve McNeill, 1972	568
Mike Bertagnolli, 1985	568
3. Gary Jackson, 1985	556
4. Charlie Broad, 1987	535
5. Dave Bone, 1988	534
6. Deron Spink, 1994	527
7. Roman Miestowski, 1992	526
Kevin Stafford, 1984	526
9. John Booker, 1993	518
10. Jeff Hanna, 1990	512





Season Top 10s - Pitching

Games

1. Mike Ogilvie, 1982	31
Doug Louthan, 1995	31
3. Mike Ewing, 1989	26
4. Chris DeClue, 1993	25
Scott Donovan, 1994	25
Joey Williams, 1997	25
7. Chris Humrich, 1999	24
Shane Shelton, 1999	24
9. Jorge Becerra, 1993	23
Greg Kennedy, 1998	23
Mike Ogilvie, 1983	23
Jeff Pasquale, 1990	23
Zach Shelnutt, 2002	23

Earned Run Average

1. Jeff Agard, 1996	1.04
2. Daryle Gavlick, 1992	1.17
3. Roger Moore, 1981	1.26
4. Bill Schmidt, 1991	1.34
5. Tommy Bumgardner, 1975	1.35
6. Ricky Meeks, 1983	1.44
7. Tommy Bumgardner, 1976	1.46
8. Tim Norton, 1980	1.55
9. Bobby Cannon, 1967	1.58
10. Daryll Boyd, 1993	1.79

Winning Percentage

1. Bill Gearhart, 1987..(10-0)	1.000
Larry Vrtiska, 1993..(9-0)	1.000
Charlie Broad, 1984..(7-0)	1.000
Mike Ewing, 1989..(7-0)	1.000
Larry Owens, 1990..(7-0)	1.000
6. Daryle Gavlick, 1992..(11-1)917
7. Ricky Meeks, 1985..(10-1)909
Paul Krafft, 1990..(10-1)909
9. Craig Bradshaw, 1992..(9-1)900
10. Daryll Boyd, 1992..(7-1)875
Daryll Boyd, 1993..(7-1)875

Wins

1. Chuck Christopher, 1985	12
Jon Dobyns, 2003	12
Bill Gearhart, 1988	12
3. Adam Bernero, 1999	11
Chuck Christopher, 1987	11
Daryle Gavlick, 1992	11
Larry Vrtiska, 1994	11
7. Jason Ackley, 2000	10
Gary Broad, 1984	10
Jimmy Fisher, 1983	10
Bill Gearhart, 1987	10
Paul Krafft, 1990	10
Ricky Meeks, 1985	10
Jeremy Olson, 2003	10
Mike Roga, 2002	10
Mark Simons, 1982	10
Jeremy Wedel, 1998	10
Rick Zakrajsek, 1985	10

Innings

1. Chuck Christopher, 1985	141.0
2. Chris Tidwell, 1994	129.0
3. Rick Zakrajsek, 1985	114.1
4. Jeremy Wedel, 1998	114.0
5. Jeremy Olson, 2003	112.2
6. Larry Vrtiska, 1994	111.0
7. Billy Ray Smith, 1983	109.0
8. Chuck Christopher, 1987	107.2
9. Tommy Bumgardner, 1975	106.1
10. Bill Gearheart, 1988	106.0
Larry Owens, 1989	106.0

Strikeouts

1. Daryle Gavlick, 1992	124
2. Jeremy Wedel, 1998	116
Chuck Christopher, 1985	116
Mark Simons, 1982	116
5. Adam Bernero, 1999	113
6. Mike Roga, 2002	109
7. Jon Dobyns, 2003	106
8. Bill Gearheart, 1987	101
Chris Tidwell, 1994	101
10. Lance Jordan, 1999	99



Adam Bernero went 11-3 with 113 strikeouts in 103.1 innings in 1999, leading AASU to a South Atlantic Regional berth. Adam has pitched the last three seasons for the Detroit Tigers.

Saves

1. Mike Ogilvie, 1982	10
Chris Humrich, 1999	10
3. Mike Ewing, 1989	8
Jeff Pasquale, 1989	8
Russell Williams, 1992	8
Scott Donovan, 1994	8
Doug Louthan, 1995	8
8. Mike Mitchener, 1986	7
Bill Schmidt, 1990	7
10. Mike Ewing, 1989	6
Biddy Garza, 1992	6
Mike Maus, 1985	6
Zach Shelnutt, 2002	6

The 1984 Pirate baseball squad won a school-record 63 games, which led the nation, and sported a pitching staff that included a 10-game winner in Gary Broad and an undefeated pitcher in Charlie Broad (7-0).





2004 Armstrong Atlantic State University Baseball Schedule

Date	Day	Opponent	Time
Jan. 31	Sat.	Rockhurst (DH)	11:00 a.m.
Feb. 1	Sun.	Rockhurst	11:00 a.m.
Feb. 7	Sat.	Anderson (DH)	11:00 a.m.
Feb. 8	Sun.	Anderson	1:00 p.m.
Feb. 14	Sat.	Kennesaw State (DH) *	Noon
Feb. 15	Sun.	Kennesaw State *	1:00 p.m.
Feb. 20-22	Fri.-Sun.	2004 Diamond Classic (@ Grayson Stadium)	
Feb. 20	Fri.	vs. Florida Southern	12:30 p.m.
Feb. 21	Sat.	vs. Missouri-St. Louis	1:30 p.m.
Feb. 22	Sun.	vs. Florida Southern	1:30 p.m.
Feb. 27-Mar. 20		2004 Savannah Invitational	
Feb. 27	Fri.	Queens (N.Y.)	2:00 p.m.
Feb. 28	Sat.	Queens (N.Y.) (DH)	Noon
March 1	Mon.	Northwest Missouri State	2:00 p.m.
March 3	Wed.	Northwest Missouri State	2:00 p.m.
March 4	Thurs.	Northwest Missouri State	2:00 p.m.
March 6	Sat.	Dowling	2:00 p.m.
March 7	Sun.	Concord (W. Va.)	2:00 p.m.
March 8	Mon.	SIU Edwardsville	2:00 p.m.
March 9	Tues.	Wayne State (Neb.)	2:00 p.m.
March 11	Thurs.	Kutztown	2:00 p.m.
March 13	Sat.	at Augusta State *	2:00 p.m.
March 14	Sun.	at Augusta State (DH) *	12:30 p.m.
March 16	Tues.	Wisconsin-Parkside (@ Grayson Stadium)	6:00 p.m.
March 18	Thurs.	Central Missouri State	2:00 p.m.
March 20	Sat.	North Florida (DH) *	Noon
March 21	Sun.	North Florida *	1:00 p.m.
March 23	Tues.	Southern Connecticut State	2:00 p.m.
March 27	Sat.	at Lander *	3:00 p.m.
March 28	Sun.	at Lander (DH) *	1:00 p.m.
March 30	Tues.	Valdosta State	2:00 p.m.
April 3	Sat.	USC Spartanburg (DH) *	Noon
April 4	Sun.	USC Spartanburg *	1:00 p.m.
April 9	Fri.	at Francis Marion *	3:00 p.m.
April 10	Sat.	at Francis Marion (DH) *	1:00 p.m.
April 14	Wed.	Pfeiffer	2:00 p.m.
April 17	Sat.	at Columbus State *	5:00 p.m.
April 18	Sun.	at Columbus State (DH) *	1:00 p.m.
April 20	Tues.	at Valdosta State	5:00 p.m.
April 24	Sat.	GC&SU *	3:00 p.m.
April 25	Sun.	GC&SU (DH) *	1:00 p.m.
April 30	Fri.	UNC Pembroke *	3:30 p.m.
May 1	Sat.	UNC Pembroke (DH) *	1:00 p.m.
May 7	Fri.	at USC Aiken *	7:30 p.m.
May 8	Sat.	at USC Aiken (DH) *	5:00 p.m.
May 13-15	Fri.-Sat.	NCAA Division II South Atlantic Regional	TBA

Bold denotes home game.

* - Peach Belt Conference game