

Georgia Southern University

Georgia Southern Commons

Armstrong Baseball Team Archives

Armstrong Men's Baseball Archives

2002

2002 AASU Baseball Guide

Armstrong State University

Follow this and additional works at: <https://digitalcommons.georgiasouthern.edu/armstrong-base-team>

Recommended Citation

Armstrong State University, "2002 AASU Baseball Guide" (2002). *Armstrong Baseball Team Archives*. 32. <https://digitalcommons.georgiasouthern.edu/armstrong-base-team/32>

This media guide is brought to you for free and open access by the Armstrong Men's Baseball Archives at Georgia Southern Commons. It has been accepted for inclusion in Armstrong Baseball Team Archives by an authorized administrator of Georgia Southern Commons. For more information, please contact digitalcommons@georgiasouthern.edu.

Armstrong Atlantic State University

2002 Baseball



***Nine NCAA Regionals In 14 Seasons:
1988, 1989, 1990, 1991, 1992,
1993, 1994, 1998, 1999***

***NCAA World Series 1988, 1989 & 1994
National Scoring Champion 1990 & 1993
National Pitching Champion 1980 & 1992
#1 Ranking In Final Poll 1989 & 1990***

Armstrong Atlantic State Baseball's "Era of Excellence"

Year	Record	Final Poll	Regular Season	Post-Season
1983	54-20	8th NAIA	District 2nd	2nd District Tourney
1984	63-17	3rd NAIA	District 2nd	2nd District Tourney
1985	55-18	Big South/DI	Division Co-Champs	3rd Conference Tourney
1986	37-20	Big South/DI	Division 4th	None
1987	47-15	Big South/DI	Division Champion	2nd Conference Tourney
1988	42-13	4th NCAA II	Region #1 Seed	Region Champion 5th NCAA II Series
1989	43-17	1st NCAA II	Region #1 Seed	Region Champion 7th NCAA II Series
1990	47-9	1st NCAA II	Region #1 Seed	2nd Region Tourney
1991	36-21	12th NCAA II	Region #1 Seed	3rd Region Tourney
1992	45-13	8th NCAA II	Region #1 Seed Conference Champion	2nd Conference Tourney 3rd Region Tourney
1993	45-13	11th NCAA II	Region #2 Seed Conference Champion	3rd Region Tourney 5th Conference Tourney
1994	50-15	5th NCAA II	Region #2 Seed Conference Runner-Up	Region Champion 3rd Conference Tourney 5th NCAA II Series
1995	27-23	None	Conference #3	5th Conference Tourney
1996	31-23	31st NCAA II	Conference #3	5th Conference Tourney
1997	33-25	None	Conference #5	4th Conference Tourney
1998	38-21	19th NCAA II	Region #2 Seed Conference #5	4th Region Tourney 3rd Conference Tourney
1999	42-14	10th NCAA II	Region #4 Seed Conference #4	3rd Region Tourney
2000	37-17	25th NCAA II	Conference #6 Region #6	None
2001	38-15	15th NCAA II	Conference #4 Region #5	None

Overall Record: 810-319 (.717)

Average Season Record: 43-17

14 Consecutive 35+ win seasons: 1981-1994

9 NCAA Tournament appearances in 14 seasons

5 Consecutive #1 Seedings in South Atlantic Regional: 1988-1992

3 NCAA II College World Series appearances: 1988, 1989, 1994

35 All-Americans past 14 years

National Scoring Champion: 1990, 1993

National Pitching Champion: 1980, 1992

7 Consecutive Years Top 12 Final Poll: 1988-1994

109 Consecutive weeks in Top 15 of National Rankings

2 #1 Final Rankings: 1989, 1990

82 Graduates in past 16 years

20 Consecutive years with professional signings



Table of Contents

CONTENTS

<i>Era of Excellence</i>	IFC	<i>PBC Ledger</i>	54	<i>Team Records</i>	71-72
<i>Table of Contents</i>	1	<i>2002 PBC Schedule</i>	55	<i>Individual Records</i>	73-76
<i>Did You Know?</i>	2	<i>PBC Performances</i>	56	<i>Season Leaders</i>	77-80
<i>2002 Travel Plans</i>	3	<i>PBC Year-by-Year Leaders</i>	57-58	<i>Top 10 Charts - Season</i>	81-82
<i>Memorial Diamond Classic</i>	4-5	<i>PBC Records</i>	59-62	<i>Top 10 Charts - Career</i>	83-84
<i>2002 Season Outlook</i>	6	<i>Pirates in the Postseason</i>	63	<i>AASU Administration</i>	85-86
<i>2002 Season Preview</i>	7-9	<i>Memorable Seasons</i>	64-67	<i>Armstrong Atlantic State</i>	87
<i>2001 Season Review</i>	9	<i>AASU Coaching Records</i>	67	<i>AASU Athletic Training</i>	88
<i>Head Coach Joe Roberts</i>	10-11	<i>Pirate Honor Roll</i>	68-70	<i>2002 Schedule</i>	BC
<i>Winningest DII Coaches</i>	12				
<i>Assistant Coaches</i>	13-14				
<i>2002 Roster</i>	15				
<i>2002 Depth Chart</i>	16				
<i>Roster Breakdown</i>	17				
<i>Player Profiles</i>	18-26				
<i>AASU Baseball Sponsors</i>	27				
<i>2001 Final Stats</i>	28				
<i>2001 Season Results</i>	29				
<i>Final Division II Polls</i>	30-31				
<i>2001 National Championships</i>	32				
<i>2001 All-America Teams</i>	33				
<i>2001 South Atlantic All-Region</i>	34				
<i>Regional Seedings</i>	34-36				
<i>Winningest Division II Teams</i>	37				
<i>Team Statistics in DII</i>	38				
<i>Individual Statistics in DII</i>	39				
<i>AASU Athletic Hall of Fame</i>	40				
<i>Pirates in the Pros</i>	41				
<i>AASU Sponsors</i>	42				
<i>This Is Savannah</i>	43				
<i>All-American Honor Roll</i>	44-45				
<i>2002 Opponents</i>	46-48				
<i>Peach Belt Conference</i>	49				
<i>2001 PBC Stats/Standings</i>	50				
<i>PBC Season History</i>	51-53				

Credits

The 2002 Armstrong Atlantic State University Baseball media guide was published by the AASU Office of Sports Communications, Chad Jackson, director. AASU head coach Joe Roberts and assistant coach Calvin Culberson also contributed to this publication.

AASU Athletic Department Phone Directory

Main Numbers

Athletic Department	912-927-5336
Athletics FAX	912-921-5571
	912-921-5852

Administration

Dr. Eddie Aenchbacher, A.D.	912-921-5854
Dr. Donald Anderson, Asst. A.D.	912-921-5863
George Bedwell, Facilities	912-921-5685
Chad Jackson, Sports Communications	912-961-3255
Mylene Benito, Athletic Trainer	912-927-5200
Dianne Lane, Athletic Secretary	912-921-5849

Coaching Staff

Joe Roberts, Baseball	912-921-5686
Calvain Culberson, Asst. Baseball	912-921-5687
John Marhefka, Basketball (Men's)	912-921-5683
Steve Ray, Asst. Men's Basketball	912-921-5684
Robert Campbell, Grad. Asst. MBKB	912-921-7311
Roger Hodge, Basketball (Women's)	912-921-5861
Andy Bloodworth, Asst. Wm. Basketball	912-921-5862
Dawn Cason, Grad Asst. WBKB	912-921-7310
Michael Butler, Men's Golf	912-921-5841
Simon Earnshaw, Tennis	912-921-5842
Natalia Alekhova, Asst. Tennis	912-921-5842
Marty McDaniel, Softball	912-921-2391
Maria Winn, Asst. Softball	912-921-2391
Alan Segal, Volleyball	912-921-3785
Janelle Torres, Asst. Volleyball	912-921-3786





Did You Know?

- ✓ AASU is the **2nd** winningest **NCAA Division II** baseball team since 1983?
- ✓ AASU was the **3rd** winningest **NCAA Division II** team in the 1990's?
- ✓ AASU is one of **4** teams in the **NCAA II Regionals** at least **9** of the past 14 years?
- ✓ AASU has been ranked nationally in the **Top 25** in **11** of the last **14** final NCAA II polls?
- ✓ AASU has had **13** players go to **professional baseball** in the past **4** years?
- ✓ AASU has had **19 All-Americans** and **16 Hon. Mention All-Americans** in **14** years?
- ✓ AASU has had **82** of its players graduate in **16** years?
- ✓ AASU baseball players carried a cum. 2.99, 3.04 and 3.14 GPA in the past three years?
- ✓ AASU baseball players currently carry a **3.16 GPA**?
- ✓ AASU has posted **40 win seasons 12 times** since **1983**?
- ✓ AASU is one of **9** teams that have been to the **DII World Series 3** times since **1988**?
- ✓ AASU is one of **3** teams that have had been **No. 1 seeds 5** times since **1988**?
- ✓ AASU has a **810-319 (.717) record** during the past **19** years, for a **43-17** average?
- ✓ AASU is in Savannah, Georgia, a coastal beach town only 90 minutes north of Florida?
- ✓ AASU's Joe Roberts, at 50, became the NCAA's youngest coach to win **900** games?
- ✓ AASU will play in the 2002 Memorial Health Diamond Classic (formerly the Great Savannah Shootout) with games vs. the **University of Georgia, University of North Carolina** and the **University of Connecticut at Historic Grayson Stadium**?
- ✓ AASU has achieved a **43-18 (.705)** mark in the Memorial Health Diamond Classic (formerly the Great Savannah Shootout) featuring **DI** schools?
- ✓ AASU has compiled a **164-99 record (.624)** vs. NCAA I teams since **1983** with wins over quality teams such as Clemson, Georgia Tech, North Carolina, Kentucky, Vanderbilt, South Carolina, The Citadel, Jacksonville, Georgia Southern, Indiana, Duke, Maryland, West Virginia, Northwestern, Coastal Carolina, Louisville, Central Florida, Army, Mercer, Davidson, VMI, Winthrop, William and Mary, Charleston Southern, Illinois-Chicago, Georgia State, Bethune-Cookman, tied N.C. State and has played others such as Miami, Florida State, Georgia and Wake Forest?





February 9–10 at Lander University

Charter bus departing for Greenwood, S.C., is set for 6:30 a.m. on Saturday, Feb. 9th, with game time at 2:00 p.m. Sunday is a Noon doubleheader with an 11:30 p.m. return.

Lodging: Jameson Inn, Greenwood (864) 942-0002

March 23–24 at Columbus State University

Charter bus departing for Columbus, Ga., is set for 7:00 a.m. on Saturday, March 23, with game time at 3:00 p.m. Sunday is a 1:00 p.m. doubleheader with an 11:30 p.m. return.

Lodging: Baymont Inn, Columbus (706) 323-4344

March 29–30 at University of South Carolina at Aiken

Charter bus departing for Aiken, S.C., is set for Noon on Saturday, March 29, with game time at 6:00 p.m. Sunday is a 1:00 p.m. doubleheader with a 10:30 p.m. return.

Lodging: AmeriSuites, Augusta (706) 733-4656

April 6–7 at Francis Marion University

Charter bus departing for Florence, S.C., is set for 8:00 a.m. on Saturday, April 6, with game time at 3:00 p.m. Sunday is a 1:00 p.m. doubleheader with a 10:30 p.m. return.

Lodging: Park Inn, Florence (843) 662-9421

April 16 at Valdosta State University

Charter bus departing for Valdosta, Ga., is set for 11:15 a.m. on Tuesday, April 16, with game time set at 5:00 p.m. Return is set for 11:45 p.m.

May 4–5 at Augusta State University

Charter bus departing for Augusta, Ga., is set for 8:00 a.m. on Saturday, May 4, with game time set at 3:00 p.m. Sunday is a 12:30 p.m. doubleheader with a 10:30 p.m. return.

Lodging: AmeriSuites, Augusta (706) 733-4656

PIRATES





2002 Memorial Health Diamond Classic

The 2002 Memorial Health Diamond Classic represents the upgrade for amateur baseball in the city of Savannah. What began as the Great Savannah Shootout in 1989 as simply a couple of weekends at Grayson Stadium to bring a few college teams for a handful of games, has now turned into a weekend event that will bring the finest collegiate baseball has to offer to the city of Savannah, thanks to the Savannah Sports Council, Memorial Health and the Savannah Sand Gnats.

The University of Georgia, the University of North Carolina and the University of Connecticut join Armstrong Atlantic State University in the 2002 Classic, and those four teams bring a total of 44 NCAA Regional berths and 15 College World Series berths to Grayson Stadium from February 22-24, 2002, for a weekend of top collegiate baseball.

The Classic will build on a tradition begun by the Savannah Shootout, which still brought plenty of fine moments to Grayson Stadium. Beginning in 1989, the Shootout's first tournament featured 10 schools, including Georgia, Georgia Southern and Wake Forest. Campbell defeated The Citadel in the first contest, 8-6, on February 10, 1989.

Over twelve years and 110 games of the Shootout, several games featuring great teams took place:

- In 1990, the host Armstrong Atlantic State Pirates trailed the University of Kentucky, 10-0, after six innings but came back to win 11-10 in 12 innings. The next year, AASU found themselves down, 10-0, after six innings to Kentucky again, but this time the Wildcats held on for the 10-9 victory.

- North Carolina State - a squad that came within one game of advancing to the College World Series - battled The Citadel for 15 innings and eventually prevailed, 2-1, in 1991. This was only a year after The Citadel - bound for the 1990 College World Series - defeated Armstrong Atlantic State, 5-4, despite being outhit by the Pirates, 16-5.

- NC State defeated Kentucky, 2-1, in a 1992 pitchers duel between the Wolfpack's Matt Donahue and

Kentucky's Rod Bolton.

- The host Pirates and North Carolina State battled in 1994 to a 13-all tie, the only blemish on NC State's otherwise spotless (15-0-1) record in Savannah.

Several former major league players came through Savannah in the Shootout's previous history, including Georgia's Dave Fleming (Mariners), Kentucky's Rod Bolton (White Sox), Larry Luebbers (Reds), William VanLandingham (Giants) and Mark Thompson (Rockies), Georgia Southern's Joey Hamilton (Blue Jays) and Todd Greene (Yankees), The Citadel's Tim Jones (Cardinals), Mercer's Mike (Phillies) and Mark Mimbs (Rangers), NC State's Corey Lee (Rangers), Adam Everett (Astros) and Andy Barkett (Pirates) and Wake Forest's Kevin Jarvis (Reds).

The University of Georgia will be

making its second appearance in Savannah in 2002, as they went 2-0 in that first Shootout back in 1989, defeating Wake Forest, 14-4, and Armstrong Atlantic State, 5-2, on a complete-game victory by Dave Fleming. The University of North Carolina will also be making its second appearance in Savannah as the Tarheels went 1-1 in the 1994 Shootout, defeating The Citadel, 3-1, but taking a 6-3 loss to Armstrong Atlantic State. The University of Connecticut makes its first appearance, while Armstrong Atlantic State took part in the Shootout each year, logging 62 games and sporting a 43-18-1 record.

The 2003 version of the Classic will bring Georgia Tech, Michigan and Rider to Savannah, continuing the tradition of bringing baseball's best to Savannah.

The 2002 Memorial Health Diamond Classic

Georgia

Friday, February 22

North Carolina vs. Georgia, 12:30 p.m.
AASU vs. Connecticut, 3:30 p.m.

Saturday, February 23

Georgia vs. Connecticut, 11 a.m.
AASU vs. North Carolina, 2 p.m.

Sunday, February 24

Connecticut vs. North Carolina, 11 a.m.
AASU vs. Georgia, 2 p.m.

North Carolina

Connecticut

Location: Chapel Hill, NC

Enrollment: 24,635

Nickname: Tar Heels

Colors: Carolina Blue and White

Conference: Atlantic Coast

2001 Record: 31-26

Coach: Mike Fox

Phone: (919) 962-2351

SID: David Tinson

Phone: (919) 962-0084

Fax: (919) 962-0612

Web: www.TarHeelBlue.com

Location: Athens, GA

Enrollment: 30,912

Nickname: Bulldogs

Colors: Red and Black

Conference: Southeastern

2001 Record: 47-22

Coach: Dave Perno

Phone: (706) 542-7971

SID: Christopher Lakos

Phone: (706) 714-2934

Fax: (706) 542-7993

Web: www.georgiadogs.com

Location: Storrs, CT

Enrollment: 23,419

Nickname: Huskies

Colors: Nat'l Flag Blue & White

Conference: Big East

2001 Record: 26-25

Coach: Andy Baylock

Phone: (860) 486-2458

SID: Zack Higbee

Phone: (860) 486-3531

Fax: (860) 486-5085

Web: www.UConnHuskies.com



The Pirates were the third winningest NCAA Division II team in the 1990s

2002 Memorial Health Diamond Classic



Year-By-Year Results of the Memorial Health Diamond Classic (Formerly the Great Savannah Shootout)

1989

Campbell 8, The Citadel 6
Georgia Southern 13, Campbell 0
Armstrong Atlantic 3, The Citadel 2
Mercer 7, Campbell 1
The Citadel 10, Mercer 4
Armstrong Atlantic 16, Mercer 2
Wake Forest 6, **Armstrong Atlantic** 4
Georgia 14, Wake Forest 4
Georgia Southern 6, Wake Forest 5
Georgia 5, **Armstrong Atlantic** 2
Liberty 10, **Armstrong Atlantic** 2
Augusta 7, **Armstrong Atlantic** 2
Augusta 12, Liberty 3
Augusta 10, Radford 9
Armstrong Atlantic 8, Radford 0

1990

Wake Forest 10, Mercer 1
The Citadel 5, **Armstrong Atlantic** 4
Charleston Southern 12, Howard 1
Armstrong Atlantic 8, Char. Strm. 2
Armstrong Atlantic 17, Howard 0
Armstrong Atlantic 11, Howard 6
Army 15, Louisville 10
Armstrong Atlantic 10, Vanderbilt 1
Vanderbilt 7, Army 3
Armstrong Atlantic 3, Louisville 1
Vanderbilt 8, Louisville 7
Armstrong Atlantic 5, Army 4
Kentucky 6, Mercer 5
Armstrong Atlantic 6, Augusta 4
Mercer 7, Augusta 3
Armstrong Atl. 11, Kentucky 10 (12)
Kentucky 12, Augusta 5
Armstrong Atlantic 7, Mercer 6

1991

N.C. State 14, S.C. State 1
Armstrong Atlantic 9, S.C. State 4
The Citadel 15, S.C. State 2
N.C. State 5, **Armstrong Atlantic** 4
N.C. State 2, The Citadel 1 (15)

Armstrong Atlantic 3, The Citadel 2
Armstrong Atlantic 16, Howard 2
Kentucky 7, Augusta 1
Armstrong Atlantic 13, Howard 2
Augusta 2, Howard 0
Kentucky 10, **Armstrong Atlantic** 9
Kentucky 15, Howard 2
Armstrong Atlantic 7, Augusta 4
Armstrong Atlantic 18, Howard 1
Vanderbilt 8, The Citadel 1
Vanderbilt 7, Wake Forest 6
Wake Forest 12, **Armstrong Atl.** 8
Wake Forest 8, The Citadel 6
Armstrong Atlantic 6, Vanderbilt 2

1992

Armstrong Atlantic 13, Howard 2
N.C. State 1, Kentucky 0
Armstrong Atlantic 5, Howard 0
N.C. State 7, Howard 2
Kentucky 11, **Armstrong Atlantic** 7
Kentucky 13, Howard 3
N.C. State 8, **Armstrong Atlantic** 5
Vanderbilt 14, S.C. State 5
Armstrong Atlantic 6, S.C. State 0
The Citadel 10, S.C. State 9
Armstrong Atlantic 9, Vanderbilt 3
The Citadel 3, Vanderbilt 1
Armstrong Atlantic 3, The Citadel 1

1993

S.C. State 13, Howard 2
Armstrong Atlantic 10, The Citadel 9
The Citadel 20, Howard 0
Armstrong Atlantic 23, S.C. State 3
The Citadel 9, S.C. State 0
Armstrong Atlantic 22, Howard 0
Armstrong Atlantic 25, Howard 6
Armstrong Atlantic 12, Howard 0
N.C. State 3, Kentucky 2
Armstrong Atlantic 16, Howard 1
N.C. State 10, Howard 0
Kentucky 3, **Armstrong Atlantic** 0

Kentucky 8, Howard 2
N.C. State 8, **Armstrong Atlantic** 5
1994

North Carolina 3, The Citadel 1
Armstrong Atl. 14, Georgia State 5
The Citadel 8, Georgia State 4
Armstrong Atl. 6, North Carolina 3
Troy State 22, Howard 1
Troy State 9, **Armstrong Atlantic** 8
N.C. State 6, Troy State 3
Armstrong Atlantic 12, Howard 1
N.C. State 16, Howard 10
Armstrong Atlantic 28, Howard 3
N.C. State 21, Howard 2
Armstrong Atl. 13, N.C. State 13 (10)
Armstrong Atlantic 13, Howard 1

1995

Armstrong Atlantic 2, Howard 0
Howard 6, **Armstrong Atlantic** 5
Armstrong Atlantic 10, Howard 1

1996

Mercer 13, Howard 1
Mercer 9, **Armstrong Atlantic** 8
N.C. State 19, Mercer 0
Armstrong Atlantic 11, Howard 4
Armstrong Atlantic 14, Howard 7
N.C. State 12, Howard 4
N.C. State 7, **Armstrong Atlantic** 4
Howard 3, **Armstrong Atlantic** 2

1997

Armstrong Atlantic 6, Wofford 5
Armstrong Atlantic 6, Wofford 2

1998

Armstrong Atlantic 15, Howard 4
Mercer 10, Howard 0
Armstrong Atlantic 9, Howard 5
Mercer 11, Howard 2
Mercer 2, **Armstrong Atlantic** 0

Previous Shootout Records

Armstrong Atlantic	43-18-1
Army	1-2
Augusta	4-5
Charleston Southern	1-1
Campbell	1-2
Georgia	2-0
Georgia Southern	2-0
Georgia State	0-2
Howard	2-36
Kentucky	9-3
Liberty	1-1
Louisville	0-3
Mercer	7-6
North Carolina	1-1
North Carolina State	15-0-1
Radford	0-2
South Carolina State	1-8
The Citadel	8-9
Troy State	2-1
Vanderbilt	5-4
Wake Forest	4-3
Wofford	0-2



Armstrong's DeRon Spink holds on North Carolina's Manny DaSilva during a 1994 Shootout game at Grayson Stadium in which the Pirates defeated the Tarheels, 6-3.

AASU trailed Kentucky, 10-0, made 10 errors, yet won 11-10 in the 1990 Shootout





2002 Season Outlook

The Peach Belt

The Peach Belt Conference is arguably the best - or certainly among the very best - NCAA Division II baseball leagues in the nation. Traditionally, the PBC has several World Series candidates every year.

Since 1990, the PBC has sent six different clubs to Montgomery to play in the NCAA DII World Series; Armstrong Atlantic State, Columbus State, Kennesaw State, Georgia College & State, North Florida and USC Aiken. Since 1984, PBC clubs have made it to 21 World Series, with 6 NAIA World Series appearances and 15 NCAA DII World Series appearances by PBC members in the past 18 years !

In 1999, UNF (No. 5) won the PBC with eight losses while KSU (No. 2), CSU (No. 17) and Armstrong (No. 10) all ended up with nine losses. Lander (No. 24) and GC&SU (No. 30) also were ranked. In 2000, UNF (No. 3) ran away with the PBC title, but a tight race for second saw GC&SU (No. 6) and CSU (No. 24) tie and KSU (No. 17) finish one game back. Armstrong (No. 25) was also ranked. In 2001, UNF (No. 3) won again with KSU (No. 6) edging GC&SU (No. 10) for second by a game. AASU (No. 15) and Lander (No. 18) tied for third, two games back, and CSU (No. 22) was also ranked.

It appears that 2002 will again be a banner year in the PBC with UNF (No. 1) and KSU (No. 4) each having the pitching to be a national champion. CSU (No. 11), GC&SU (No. 16) and AASU (No. 18) all have senior experience but need new players to step up in order to compete with the top two teams. Several other PBC clubs are looking to field their best squads in a while as the league continues to improve its depth, tightening up the bottom to the middle each year.

The 2002 Schedule

Once again, AASU will play a demanding NCAA Division II slate with 12 of their 30 Peach Belt games against highly-ranked clubs. AASU will host No. 1 UNF, No. 4 KSU and No. 16 GC&SU while visiting No. 11 CSU in three-game sets.

The Pirates will host their 15th annual Savannah Invitational with 2001 NCAA DII World Series clubs in Kutztown (No. 39) and SIU Edwardsville (No. 27) along with regional participants in Concord and Wayne State (No. 40). AASU has 12 games in the event with five against those postseason clubs. Overall, AASU has 18 games against ranked clubs this spring.

AASU will also play in the 2002 Memorial Health Hospitality Classic, the renamed offspring of the Pirates' previous Great Savannah Shootout. Georgia, North Carolina and Connecticut will take part in the classic at Grayson Stadium.

The rest of the Pirates' schedule includes Gulf South East champion Valdosta State (No. 40), CVAC runner-up St. Andrews, SAC tournament runner-up Tusculum, NW Missouri State, Hillsdale, Gannon and region foe St. Augustine's.

AASU has eight teams on its schedule that went to the DII World Series since 1990 in UNF, GC&SU, KSU, CSU, USC Aiken, Valdosta, SIU Edwardsville and Kutztown.

2001 Final Peach Belt Standings

Team	PBC	W-L
1. North Florida #	25-5	47-17
2. Kennesaw State #	21-9	45-15
3. GC&SU #	20-10	41-18
4. Armstrong Atlantic	18-12	38-15
5. Lander	18-12	33-18
6. Columbus State	15-15	37-19
7. USC Aiken	14-16	30-25
8. Augusta State	11-19	28-24
9. UNC Pembroke	10-20	27-26
10. Francis Marion	9-21	24-27
11. USC Spartanburg	4-26	12-42

NCAA tournament participant

2002 AASU Games Against Ranked Teams

Date	Team	Rank
2/28	Kutztown	39
3/1	Kutztown	39
3/2	Wayne State (Neb.)	140
3/10	SIU Edwardsville	27
3/16	North Florida (DH)	1
3/17	North Florida	1
3/23	at Columbus State	11
3/24	at Columbus State (DH)	11
4/9	Valdosta State	140
4/16	at Valdosta State	140
4/20	Kennesaw State (DH)	4
4/21	Kennesaw State	4
4/26	GC&SU	16
4/27	GC&SU (DH)	16



AASU has averaged a 43-17 record over the past 18 years under coach Joe Roberts



Pirate Overview

Armstrong Atlantic State is working hard to post an above-average baseball season this spring. The “average” baseball season at AASU since 1983 is a 43-17 record with a probable post-season berth. AASU is one of only four NCAA Division II teams to play in 9 of the past 14 regionals and the Pirates are the second winningest NCAA DII team since 1983.

Head coach Joe Roberts has 11 new faces on his 27-man roster this spring, the largest squad total in his 23 years leading Pirate baseball. AASU is ranked 18th nationally and the Pirates have finished in the Top 25 in 11 of the last 14 years. AASU expects to post its 23rd consecutive winning season and hopes that the 11 new recruits can contribute and help the 16 returnees play itself into contention in the powerful Peach Belt Conference and for a South Atlantic Regional berth that they have narrowly missed the past two springs. A position-by-position nutshell follows:

Pitching

Pitching coach Calvin Culberson has had eight pro signees from his staff in the past four years and now he has to rebuild another new staff with only four holdovers and a redshirt returning to a 12-man staff where he could have an entirely new starting rotation from a year ago.

Canadian junior college transfer Mike Roga (RHP, Jr., 6-4, 205) is an expected horse in the new rotation. Senior Pat Daly (RHP, Sr., 6-1, 196) is a three-year catcher who converted to pitcher this fall and appears to also be a weekend starter. The third and fourth starting spots remain open. “Our staff could develop into a deep group, however, we will start the season as the most wide-open staff in my 23 years here,” states Roberts.

Two freshman could fit into the other pair of starting spots. Southpaw Jason Hawkins (LHP, Fr., 6-0, 150) from South Gwinnett HS is slated to start opening weekend, while Brent Jackson (RHP, Fr., 6-1, 205) from Newnan HS might go the second weekend.

The bullpen could consist of eight men, seven righties and Canadian southpaw closer Andrew Moss (LHP, Jr., 5-11, 205), who went 5-2 with a 2.48 ERA and four saves last year. Brian Allen (RHP, Sr., 6-3, 180) and Adam Olejniczak (RHP, Sr., 6-2, 190) both started last year but appear better suited to relieving.

Sophomore Zach Shelnuitt (RHP, Soph., 6-0, 160) appears ready after missing fall workouts. Junior college transfers Jeremy Olson (RHP, Jr., 6-3, 185) and Josh Smith (RHP, Jr., 6-1, 185) give AASU capable options in the pen. Redshirt sophomore Nick Wells (RHP, Soph., 6-4, 185) from nearby Ludowici and fifth-year senior Damon Moore (RHP, Sr., 6-4, 260) are also available.

Pirate pitching, a traditional strength, has had a top 10 ERA nationally in 10 of the past 14 years. Pitching coach Culberson says, “Our overall pitching is much improved over the past couple of years. We have solid starting pitching along with a relief group that is stronger and deeper. Our pitching should help us stay in more games to give our potent offense a chance to win, giving coach Roberts real options to make moves based on preferable matchups this year.”



Senior Adam Olejniczak



2002 Season Preview

Catching

The Pirates' past two catchers have signed with the Arizona Diamondbacks. This year, the team has its deepest ever group with transfer sophomore Josh Allan (C, Soph., 6-0, 210), a .419 hitter at Shoreline CC, Canadian senior David Harriman (C-3B-1B, Sr., 6-0, 200) who hit .346 with nine homers and 53 RBI, and sophomore Stacy Bennett (1B-3B-C, Soph., 6-2, 195), a .337 hitter. Both Harriman, an all-Conference selection, and the lefty Bennett can handle either infield corner as well. Also, senior left-handed outfielder Rob Mills and senior pitcher Pat Daly are very capable backstops in case of injuries.

First Base

Stacy Bennett (1B-3B-C, Soph., 6-2, 195) is a solid glove and lefty bat who hit .337 as a freshman. Canadian freshman Ryan Roeder (1B, Fr., 5-10, 170) appears ready to help while versatile Canadian senior David Harriman (C-3B-1B) and senior Matt Easterwood (1B-OF, Sr., 6-2, 215) provide depth.

Second Base

Sophomore Ryan Chromek (2B, Soph., 5-5, 155) hit .339 in an injury-plagued freshman year as a starter. Matt Stephens (2B-SS, Fr., 6-2, 185) from Oconee County HS provides lefty hitting and junior infielder Chris Boaen is the emergency second baseman.

Shortstop

Junior college transfer Adam Brandenburg (SS, Jr., 5-10, 160) from Napa Valley JC and local junior Chris Boaen (3B-SS, Jr., 5-9, 175) are the shortstop options. Boaen hit .348 with 17 doubles in 2001. Matt Stephens (2B-SS, Fr., 6-2, 185) provides a lefty bat option.

Third Base

Junior Chris Boaen (3B-SS, Jr., 5-9, 175), a .348 hitter last year, or versatile David Harriman (C-3B-1B, Sr., 6-0, 200), a .346 hitter with nine homers or sophomore Stacy Bennett (1B-3B-C, Soph., 6-2, 195), a .337 lefty hitter could all see action at the hot corner.



Senior Kirk Nordness

Outfield

The Pirates return four top outfielders from a year ago, losing only platoon starter Jason Pruitt. Senior all-Conference Kirk Nordness (RF, Sr., 6-0, 200) has added 15 pounds and should improve on his .392, five homer season from last year, while senior Rob Mills (LF-C, Sr., 5-10, 190) should improve on his .348, 15 double season. Sophomore Chris Dentler (CF, Soph., 5-10, 170) takes over the center field position after hitting .397 last year in a platoon. Senior Donnie Dill (OF, Sr., 6-0, 180) returns and can play all three outfield spots, while freshman Bryan Wilson (OF, Fr., 6-2, 190) is coming along and provides a lefty bat who could play center field or any of the four corner spots. Senior Matt Easterwood provides depth here as well.



2002 Season Preview



Designated Hitter

Senior Matt Easterwood (1B-OF, Sr., 6-2, 215) was a solid .378 hitter who should improve on his power numbers this year. Two catchers, Josh Allan (C, Soph., 6-2, 210) and David Harriman (C-3B-1B, Sr., 6-0, 200) could also get time at DH.

Coaches' Comments

"We return pretty much everyone from the lineup that finished fast (14-2 stretch run) last spring and our guys should show improvement this season. Our starting pitching is new and so is some of the bullpen. We lack the dominant starter or closer but it appears that our staff is deep enough to keep us in most games. Our lineup, batting order and pitching staff are all versatile and wide open starting the year. I hope our scrappy group will find ways to end up ahead," Roberts observes.



Senior David Harriman

2001 Season Review



Head coach Joe Roberts' baseball squad finished the 2001 season with a 38-15 overall record, 18-12 in the PBC and ranked No. 15 in the final *Collegiate Baseball* Division II Top 25 Coaches' Poll. The record marked the 18th time the Pirates have won 35 or more games in a season in the last 21 years. AASU has also been ranked in the final NCAA Division II Top 25 in 11 of the last 14 seasons.

AASU narrowly missed a region berth after putting together a school-record 10-game conference winning streak and winning 14 of its last 16 games down the stretch, including a road sweep of No. 3-ranked GC&SU and a home sweep of No. 14-ranked Columbus State.



B.J. Brinkmeier

Three AASU players earned All-Conference and All-South Atlantic Region honors - senior right-handed pitcher B.J. Brinkmeier, junior outfielder Kirk Nordness and junior catcher David Harriman. Brinkmeier went 8-3 with a 3.46 ERA, while Nordness' .392 batting average was the highest for a Pirate player since 1992. Harriman became AASU's first back-to-back PBC Player of the Week since 1993 in April and led the Pirates in home runs (9) and RBI (53).

As a team, the Pirates posted a .344 batting average, which set a Peach Belt Conference record and also ranked 17th in NCAA Division II. As always, the Pirates' pitching was also strong in 2001, compiling a 4.33 team ERA, good for 29th in NCAA Division II. AASU's .717 winning percentage also ranked 19th in the country.

Three seniors finished their Pirate careers in 2001, including Brinkmeier, who won 13 games and finished with 170 strikeouts in two seasons. Senior Billy Keifer compiled a career .315 batting average in three seasons and senior Jeff Thomas finished his two years at AASU as the Pirates' starting third baseman.





Head Coach Joe Roberts



Joe Roberts Head Baseball Coach

Joe Roberts begins his 23rd season at the helm of Armstrong Atlantic State. While at AASU, Roberts has posted an overall 911-406 (.692) record and has established a winning tradition that has resulted in 22 consecutive winning seasons. During his career, Roberts' teams have been consistently ranked among the nation's elite, including a streak of 110 straight weeks in the NCAA Division II Poll, covering seven full seasons. Roberts also currently serves as the DII National Poll Chairman for baseball, the ABCA Coaches' Association President and a member of the ABCA Executive Committee.

The 1988, 1989 and 1994 Pirate squads advanced to the NCAA Division II World Series, and the 1990 team was ranked No. 1 in the country for the entire season.

As impressive as Roberts' teams have been on the field, they've been just as impressive in the classroom, with 82 graduates in the past 16 years alone.

Roberts was a four sport letterman at Lebanon (Ind.) HS before attending Lake Sumter CC in Leesburg, Fla. He finished his collegiate career at St. Andrews College in Laurinburg, N.C., where he was again a four sport letterman and a basketball standout, setting several school, conference and NCAA records during a two year career that saw him named All-Conference twice. He was selected the Dixie Conference MVP in his junior year of 1974 and was inducted into the St. Andrews Athletic Hall of Fame in 1995.

The Lebanon, Ind., native is married to the former Lynn Tucker of Port Wentworth. The couple have two sons, Brian, 12, and Eric, 11.

Coach Roberts' Honors

Coach of the Year

- 1984 NAIA District 25
- 1987 Big South Conference
- 1988 NCAA II South Atlantic Region
- 1989 NCAA II South Atlantic Region
- 1990 Georgia "All College Male Sports"
- 1992 Peach Belt Athletic Conference
- 1994 NCAA II South Atlantic Region

Hall of Fame Inductee

- 1995 St. Andrew's College Athletic Hall of Fame

Committees

- 1983-84 NAIA District 25 Baseball Committee
- 1988-91 ABCA All-America, Region Chairman
- 1988-91 ABCA All-America, Selection Committee
- 1989-95 NCAA II Region Advisory Committee
- 1989- "Collegiate Baseball"-National Poll Chairman
- 1989-95 NCAA II National Championship Committee
- 1990-95 NCAA II Region Baseball Chairman
- 1993-94,99 Peach Belt Baseball Chairman
- 2000- ABCA NCAA Division II President
- 2001- ABCA Executive Committee Member

Year By Year at AASU

1980	22-20	.524
1981	35-33	.515
1982	44-24	.647
1983	54-20	.730
1984	63-17	.787
1985	55-18	.753
1986	37-20	.649
1987	47-15	.758
1988	42-13	.764
1989	43-17	.717
1990	47- 9	.839
1991	36-21	.632
1992	45-13	.776
1993	45-13	.776
1994	50-15	.769
1995	27-23	.540
1996	31-23	.574
1997	33-25	.569
1998	38-21	.644
1999	42-14	.750
2000	37-17	.685
2001	38-15	.717
	911-406	.692



Coach Roberts is the youngest coach in the NCAA to reach the 900 win plateau

Head Coach Joe Roberts



The Roberts File – Since 1983

Adelphi	12-5	Florida Atlantic	1-4	Mansfield	1-0	Slippery Rock	0-2
Alabama A&M	1-0	Florida A & M	0-1	Mars Hill	6-0	South Carolina	1-3
Albany State	24-0	Florida Memorial	2-0	Marian (WI)	2-0	South Carolina State ...	7-0
Allegheny	3-0	Florida Southern	0-3	Maryland	2-0	South Dakota State	6-1
American Int'l	1-0	Florida State	0-2	Mercer	5-3	SIU-Edwardsville	7-2
Army	1-0	Florida Tech	0-1	Mercer-Atlanta	5-1	Southern Indiana	6-0
Ashland (OH)	2-0	Fort Valley State	4-0	Mercyhurst	3-0	Southern Tech	3-2
Assumption	4-0	Francis Marion	16-11	Methodist (NC)	4-3	Southeast Missouri State	0-2
Augusta State	31-16	Franklin Pierce	1-0	Miami	0-2	Southwest State (MN) .	1-0
Augustana	1-0	Gannon	7-0	Missouri-St. Louis	4-0	Springfield	18-0
Bellarmine (KY)	2-0	Gardner-Webb	8-4	Mt. Mercy	2-0	Stonehill	7-0
Bemidji State (MN)	2-0	Georgia	0-1	Mt. Olive	1-1	Tennessee Wesleyan	0-1
Benedict	2-0	Georgia College State	30-26	Newberry	13-6	Tiffin	6-0
Bethune-Cookman	4-0	Georgia Southern	14-19	Norfolk State	9-2	Tri-State	5-0
Bluefield State	1-0	Georgia State	2-0	North Alabama	0-1	Troy State	0-1
Bridgewater	20-0	Georgia Southwestern .	5-0	North Carolina	1-1	Tusculum	0-0
Bryant	2-0	Georgia Tech	2-2	North Carolina State	0-4	Tuskegee	2-0
California (PA)	1-0	Grand Valley State	3-1	North Dakota State	1-0	Upper Iowa	2-0
Cal. Poly-SLO	0-1	Greensboro	2-0	North Florida	6-15	USC Aiken	10-18
Campbell	1-1	Hillsdale	4-0	Northern Kentucky	3-1	USC Spartanburg	30-8
Carson-Newman	1-0	Howard	29-4	Northwest Missouri St.	1-0	Utica	3-0
Central Florida	1-3	Huntington (IN)	0-1	Northwestern	1-1	Valdosta State	20-19
Central Missouri State	1-1	Illinois-Chicago	4-0	Ohio Wesleyan	7-0	Vanderbilt	3-0
Coastal Carolina	8-7	Indiana	1-1	Paine	23-0	Virginia Military Ins. ...	1-1
Charleston Southern ...	14-4	IU-Southeast	1-0	UNC Pembroke	26-5	Virginia State	1-0
Citadel, The	11-12	Jacksonville	3-5	Philadelphia Pharmacy	3-0	Voorhees	3-0
Clemson	1-1	Jacksonville State	0-1	Piedmont	4-0	Wake Forest	0-2
Columbia Union	3-0	Juniata	1-0	Presbyterian	3-1	Wayne State (NE)	3-0
Columbus State	26-25	Kennesaw State	6-18	Queens (NY)	7-1	West Georgia	2-0
Concord	1-0	Kentucky	1-3	Quincy	1-0	Washington & Lee	2-0
Concordia	2-0	Kentucky Wesleyan	1-0	Radford	2-0	West Georgia	0-1
Connecticut	0-0	Kutztown	5-0	Sacred Heart	10-2	West Liberty State	3-0
Davidson	8-0	LaGrange	3-1	St. Andrews	14-2	West Virginia	2-1
Delaware State	2-0	Lander	6-5	St. Anselm	1-0	Wheaton	4-0
Duke	2-0	Lehigh	5-1	St. Augustine	13-0	Williams	6-0
Edinboro	2-0	Lewis	1-2	St. Michael's	2-0	William & Mary	1-0
Edward Waters	7-0	Liberty	0-1	St. Norbert	4-0	Wingate	5-2
Erskine	9-2	Longwood	0-1	Savannah State	25-3	Winthrop	1-3
Ferris State	2-0	Louisville	1-0	Shippensburg	6-2	Wittenberg	12-0
Flagler	3-3	Manchester	2-0	Shorter	3-2	Wofford	4-0

Roberts' Milestone Wins

<u>Win #</u>	<u>Against</u>	<u>Score</u>	<u>Date</u>	<u>Opposing Coach</u>
1	Campbell	6-2	3- 5-80	Cal Koonce
100	Flagler	13-1	5- 2-82	Glen Aspinwall
200	Paine	14-6	4-17-84	Dennis Wilcox
250	Ft. Valley State	10-0	3-31-85	U.S. Marshall
300	Coastal Carolina	7-3	5- 5-86	Bobby Richardson
399*	Columbus	5-3	5-21-88	Derek Mann
400	The Citadel	3-2	2-11-89	Chal Port
442*	Northern Kentucky	18-2	5-21-89	Bill Aker
500	Missouri-St. Louis	13-0	3- 6-91	Jim Brady
600	USC Aiken	9-6	3-13-93	Gary Gilmore
664*	Wingate	12-2	5-22-94	Bill Nash
700	Kennesaw State	3-2	2-25-96	Mike Sansing
750	Newberry	10-1	3-28-97	Tim Medlin
800	Augusta State	2-0	2-13-99	Skip Fite
900	Columbus State	17-12	3-24-01	Greg Appleton

Joe Roberts was the South Atlantic Region Coach of the Year in '88, '89 and '94





Winningest DII Coaches

Active By Wins

	Name	School	PCT	W-L
1.	Tommy Thomas	Valdosta State	34	1123-679
2.	Porky Viera	New Haven	39	1003-262
3.	Gary Grob	Winona State	34	986-547
4.	Joe Roberts	Armstrong Atlantic State	22	911-406
5.	Irish O'Reilly	Lewis	23	891-532
6.	Phil Swimly	UC Davis	35	869-805
7.	Dean Bowyer	Minneosta State Mankato	27	831-406
8.	Ron Davies	Adelphi	36	818-416
9.	Chuck Anderson	Florida Southern	19	816-244
10.	Bo Collins	SIU-Edwardsville	23	740-466
11.	Jim Stone	UMass - Lowell	35	734-363
12.	Warren Turner	Missouri Southern State	25	697-517
13.	Guy Murray	Nebraska Kearney	33	664-266
14.	Mike Lane	North Alabama	18	664-266
15.	Charles Bolding	Longwood	23	622-279
16.	Calvin Bailey	West Virginia State	24	617-286
17.	Dusty Rhodes	North Florida	14	599-243
18.	Bob Bellizzi	St. Rose	17	589-283
19.	Steve Anson	Washburn	23	584-466
20.	Mark Ekeland	South Dakota State	23	574-380

Career By Wins

	Name	School	Yrs	W-L
1.	John Scolinos	Cal Poly Pomona	44	1198-949
2.	Tommy Thomas	Valdosta State	34	1123-679
3.	Porky Viera	New Haven	39	1003-262
	Rudy Abbott	Jacksonville State	32	1003-467
5.	Jack Smitheran	UC Riverside	32	993-721
6.	Gary Grob	Winona State	34	986-547
7.	Joe Roberts	Armstrong Atlantic State	22	911-406*
8.	Irish O'Reilly	Lewis	23	891-532
9.	Phil Swimly	UC Davis	35	869-805
10.	Dean Bowyer	Minneosta State Mankato	27	831-406
11.	Ron Davies	Adelphi	36	818-416
12.	Chuck Anderson	Florida Southern	19	816-244
13.	Bill Aker	Northern Kentucky	29	806-573
14.	John Mayotte	Troy State	24	793-446
15.	Jack Rose	Denver	37	783-702
16.	Dick Rockwell	LeMoyne	25	757-309
17.	Bo Collins	SIU-Edwardsville	23	740-466
18.	Jim Stone	UMass - Lowell	35	734-363
19.	Warren Turner	Missouri Southern State	25	697-517
20.	Guy Murray	Nebraska Kearney	33	664-266



Roberts' 911 wins rank him seventh all-time among NCAA Division II coaches

Assistant Coach Calvin Culberson



Calvin Culberson Assistant Baseball Coach

Calvin Culberson will be in his seventh season as a full-time assistant coach at AASU, after completing an eight-year professional baseball career. Calvin is no stranger to Armstrong Atlantic, having played for the Pirates from 1985-1988, and having assisted coach Roberts in a part-time role during his professional career.

Calvin's coaching role at AASU includes working with the outfielders and pitchers, and assisting with baserunning and hitting instruction.

While working with AASU's pitchers, Culberson has instructed several players who have, like him, enjoyed professional success. Current Detroit Tiger Adam Bernero, who Culberson coached during the 1999 season, reached the major leagues in just 15 months, becoming AASU's first major league player.

Culberson finished his pro career in 1995 at Pawtucket, a triple-A affiliate of the Boston Red Sox. He had joined the Red Sox organization as a free agent after having pitched at Double-A Chattanooga and Triple A Indianapolis in the Cincinnati Reds farm chain. Calvin began his pro career in 1989 in the Atlanta Braves farm system, hitting .313 in his first season, then continuing as a pitcher.

During Culberson's AASU career, the Pirates posted an overall 181-66 (.733) record, with Calvin hitting in the leadoff spot his final three years. The Rome, Georgia native holds seven school records with the most notable being his 32-game hitting streak (1988) and his 128 career stolen bases.

Calvin was an all-Big South Conference selection in 1986 and 1987 when AASU was playing NCAA I baseball. In his last season with the Pirates he was an AASU co-captain and was chosen as a member of the all-South Atlantic Region team and an honorable mention DII All-American.

Calvin is married to the former Pamela Johnson of Port Wentworth, an AASU graduate, who works as a System Analyst II for AASU. The couple have a three-year old son, Matthew, and are currently expecting their second child.

AASU Year-By-Year Under Coach Roberts

YEAR	NCAA I	NCAA II	NCAA III	NAIA	CONF	REGION	PLAYOFF	OVERALL
1980	3-3	7-12	2-2	10-3		8-5		22-20
1981	8-13	3-12	3-2	21-6		11-5		35-33
1982	11-7	9-10	4-1	20-6		14-3	2-2	44-24
1983	13-4	6-2	15-1	20-13		15-9	3-2	54-20
1984	13-4	8-2	13-0	29-11	16-7	26-7	3-2	63-17
1985	19-14	13-2	13-1	10-1	4-2	6-2	1-2	55-18
1986	14-17	13-3	6-0	4-0	7-11	7-11		37-20
1987	29-15	11-0	5-0	2-0	9-3	9-3	2-2	47-15
1988	14-6	23-7	4-0	1-0		9-1	3-3	42-13
1989	6-10	22-7	6-0	9-0		8-3	3-3	43-17
1990	17-5	30-4	0-0	0-0		11-0	2-2	47-9
1991	8-9	24-11	1-0	3-1		15-2	0-2	36-21
1992	6-3	36-10	0-0	3-0	11-1	23-2	3-4	45-13
1993	7-4	38-8	0-1	0-0	14-3	21-4	1-4	45-13
1994	5-1	45-14	0-0	0-0	15-6	30-11	7-6	50-15
1995	2-1	25-22	0-0	0-0	14-10	20-17	0-2	27-23
1996	2-3	27-20	0-0	0-0	13-9	19-16	1-2	31-23
1997	2-0	31-25	0-0	0-0	10-14	17-20	2-3	33-25
1998	2-1	36-20	0-0	0-0	15-14	21-14	3-5	38-21
1999	0-0	42-14	0-0	0-0	19-9	22-10	1-2	42-14
2000	0-0	37-17	0-0	0-0	15-15	17-15		37-17
2001	2-1	34-14	2-0	0-0	18-12	21-12		38-15
	182-121	520-236	74-8	132-41	180-116	350-172	37-48	911-406
	.601	.688	.902	.763	.608	.671	.435	.692

Calvin Culberson's 32-game hitting streak in 1988 is the NCAA DII's eighth-best





Assistant Coach Tommy Thomson



Tommy Thomson **Assistant Baseball Coach**

Tommy Thomson is entering his 22nd season as a volunteer assistant baseball coach at Armstrong Atlantic State.

Serving the Pirates whenever his local business interests allow, Thomson's primary area of instruction with AASU has been as a hitting instructor.

In his 21 seasons, the Pirates have posted an overall record of 889-386 (.697). The personable assistant has certainly been a key factor in the Pirates offensive showing during his tenure.

The Savannah native coached baseball for many years in the local youth leagues. After serving two years as an assistant with a local American Legion team, Thomson took over the head coaching duties and guided his teams to state championships all three years that he served in that capacity.

A premier bowler, Thomson graduated from Savannah High School in 1954. He is married to the former Carolyn Ihly of Savannah. The couple has two children, Lisa, 44 and Curtis, 39, and they have a pair of grandchildren by each child.



**For Real Refreshment
Only Coca-Cola and
Powerade
Will Do!**



Diamond® is committed to producing the best baseball and softball equipment on the market. Built with the finest raw materials and designed for consistency and durability, Diamond® equipment is performance proven...America's Choice.™

**SOLD THROUGH FINE TEAM SPORTING GOODS
STORES NATIONWIDE. FOR MORE INFORMATION,
CALL 800-366-2999.**



AASU has had 35 players earn All-America honors in the past 14 seasons



Numerical Roster

<u>No.</u>	<u>Name</u>	<u>Pos</u>	<u>Yr</u>	<u>Ht</u>	<u>Wt</u>	<u>B/T</u>	<u>Hometown</u>
1	Chris Boaen	3B/SS	JR	5-9	175	R/R	Savannah, Ga.
3	Donnie Dill	OF	JR	6-0	180	R/R	Locust Grove, Ga.
4	Ryan Chromek	2B	SO	5-5	155	R/R	Suwanee, Ga.
5	Chris Dentler	OF	SO	5-10	170	R/R	Conyers, Ga.
6	Adam Brandenburg	SS/2B	JR	5-10	160	R/R	Lacey, Wash.
7	Rob Mills	OF/C	SR	5-10	190	L/R	Beaverton, Ore.
8	Ryan Roeder	1B/OF	FR	5-10	170	R/R	Waterloo, Ontario
9	Kirk Nordness	OF	SR	6-0	200	R/R	Beaverton, Ore.
12	Andrew Moss	LHP	JR	5-11	205	L/L	Mississauga, Ontario
14	Brian Allen	RHP	SR	6-3	180	R/R	Cairo, Ga.
15	Stacy Bennett	INF/C	SO	6-2	195	L/R	Watkinsville, Ga.
17	Zach Shelnett	RHP	SO	6-0	160	R/R	Snellville, Ga.
18	Mike Roga	RHP	JR	6-4	205	R/R	Pickering, Ontario
19	Brent Jackson	RHP	FR	6-1	205	R/R	Newnan, Ga.
20	Bryan Wilson	OF/INF	FR	6-2	190	L/R	Buford, Ga.
21	Josh Allan	C	SO	6-0	205	R/R	University City, Calif.
23	Jeremy Olson	RHP	JR	6-3	185	R/R	Glendale, Ariz.
24	Nick Wells	RHP	SO	6-4	185	R/R	Ludowici, Ga.
30	Adam Olejniczak	RHP	SR	6-2	190	R/R	Fayetteville, Ark.
31	Matt Stephens	SS/2B	FR	6-2	185	L/R	Bogart, Ga.
32	David Harriman	C/INF	SR	6-0	200	R/R	Surrey, B.C.
34	Damon Moore	RHP	SR	6-4	245	R/R	Sarasota, Fla.
38	Matt Easterwood	1B/DH	SR	6-2	215	R/R	Lithia Springs, Ga.
40	Jason Hawkins	LHP	FR	6-0	150	L/L	Loganville, Ga.
41	Pat Daly	RHP/C	SR	6-1	195	R/R	West Reading, Pa.
42	Josh Smith	RHP	JR	6-1	185	R/R	Ocean Springs, Miss.
46	Matt Lee	OF	FR	6-1	190	R/R	Savannah, Ga.

Head Coach: 10-Joe Roberts

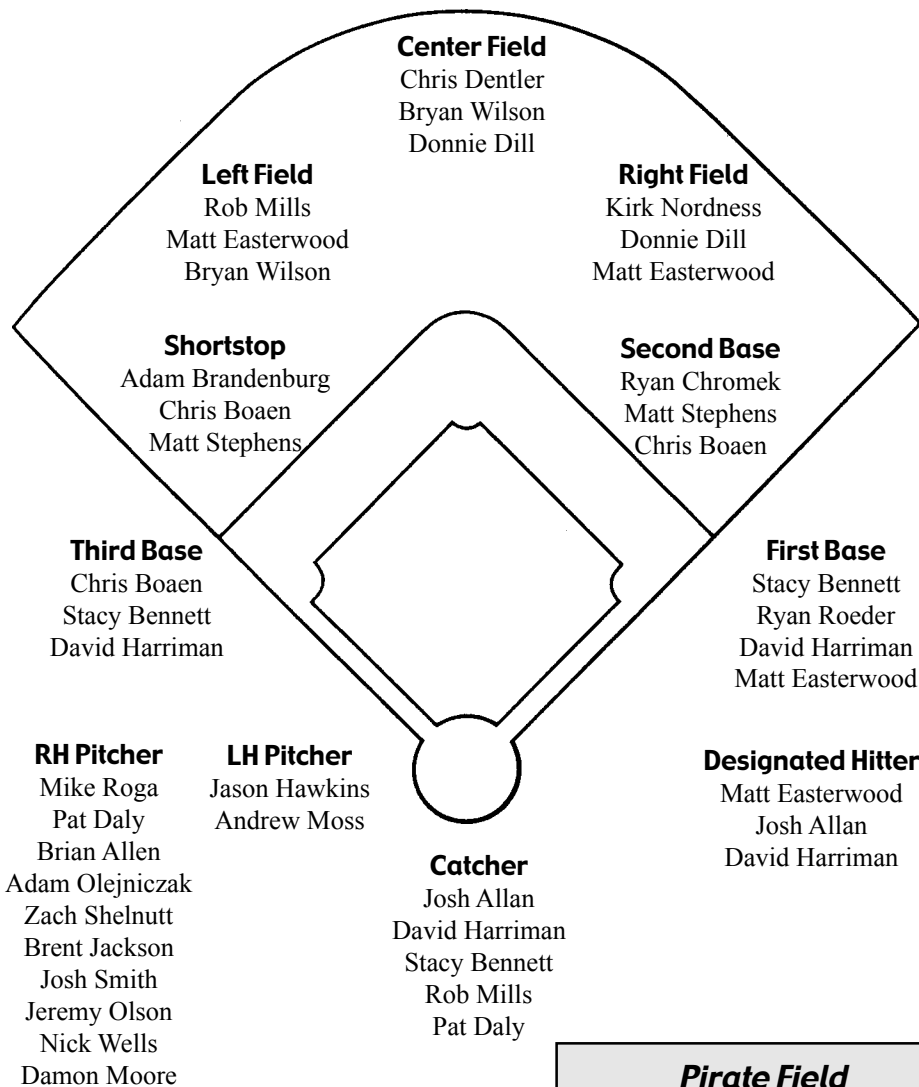
Assistant Coaches: 11-Calvain Culberson, 23-Tommy Thomson

Alphabetical Roster

14 - Brian Allen	38 - Matt Easterwood	30 - Adam Olejniczak
21 - Josh Allan	32 - David Harriman	23 - Jeremy Olson
15 - Stacy Bennett	40 - Jason Hawkins	8 - Ryan Roeder
1 - Chris Boaen	19 - Brent Jackson	18 - Mike Roga
6 - Adam Brandenburg	46 - Matt Lee	17 - Zach Shelnett
4 - Ryan Chromek	7 - Rob Mills	42 - Josh Smith
41 - Pat Daly	34 - Damon Moore	31 - Matt Stephens
5 - Chris Dentler	12 - Andrew Moss	24 - Nick Wells
3 - Donnie Dill	9 - Kirk Nordness	20 - Bryan Wilson



2002 Depth Chart



Coaches

Joe Roberts, Head Coach
Calvain Culberson, Assistant Coach
Tommy Thomson, Assistant Coach

Pirate Field

Capacity: 750
Location: AASU Campus

Dimensions

Left: 340
Left Center: 380
Center: 390
Right Center: 380
Right: 340



AASU has compiled a 164-99 record (.624) against Division I teams since 1983

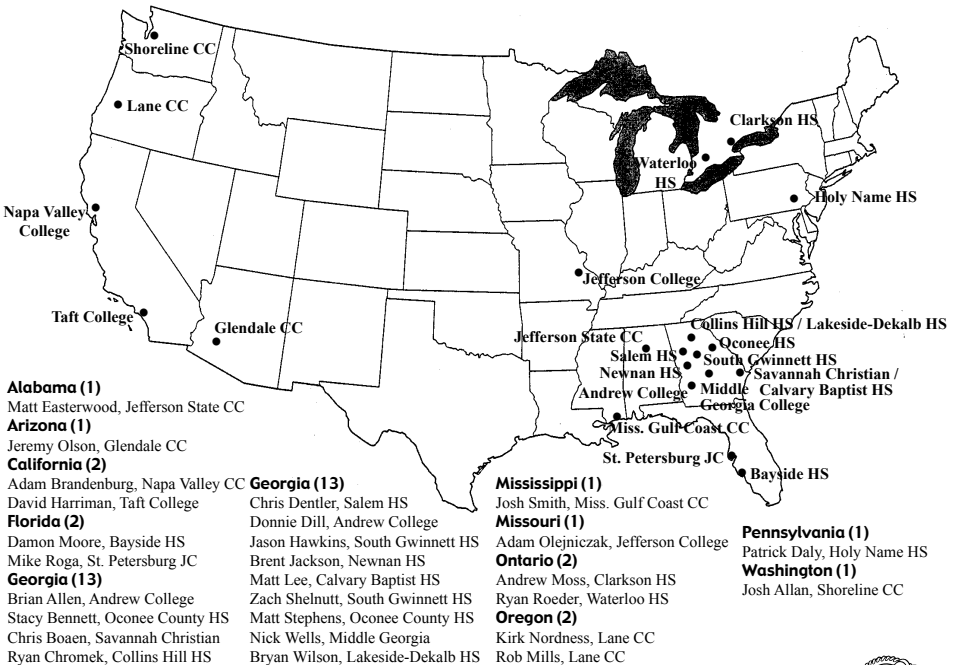
2002 Roster Breakdown



By Hometown



By Previous School



The 2002 Pirate team features 16 returnees and 11 newcomers



AASU Player Profiles



Brian Allen

6-3 • 175 • Senior • RHP • B:R T:R

Cairo, Ga. • Andrew College

14

Senior hurler who was one of the Pirates' conference starters last season. **2001:** Went 5-2 with a 4.80 ERA in his first season with the Pirates ... Pitched in 13 games, starting 10 ... Hurlled complete-game win over No. 14 Columbus State on 4/7. **JUNIOR COLLEGE:** Pitched for two seasons at Andrew College in Cuthbert, Ga. ... Went 4-6 with a 2.29 ERA as a freshman with 38 strikeouts and 16 walks in 51 innings ... 4-5 with a 4.25 ERA as a sophomore, notching 53 strikeouts and allowing just 17 walks in 55 innings pitched. **HIGH SCHOOL:** Four-year starter for Cairo HS in Cairo, Ga. ... Earned All-Area and honorable mention All-Region honors. **PERSONAL:** Born Max Brian Allen on September 15, 1979, in Thomasville, Ga. ... Hometown is Cairo, Ga. ... Son of Max and Susie Allen ... Majoring in civil engineering ... Enjoys fishing, hunting and skiing ... Nolan Ryan is a favorite sports personality.

Brian Allen's Career Statistics

Year	GP-GS	W-L	Svs	CG	IP	H	R	ER	BB	SO	ERA
2001	13-10	5-2	0	1	65.2	85	45	35	16	45	4.80
1 Year	13-10	5-2	0	1	65.2	85	45	35	16	45	4.80



Josh Allan

6-0 • 205 • Sophomore • C • B:R T:R

University City, Calif. • Shoreline CC

21

Sophomore catcher whose potent bat will be counted on for the Pirates in 2002 ... Will see action behind the plate and at DH. **JUNIOR COLLEGE:** Played for one season at Shoreline CC in Seattle, Wash ... Earned All-NWAACC honors and hit .418 as a freshman, third-best in the league, and threw out 73% of potential basestealers for the Dolphins. **PERSONAL:** Born Joshua Vincent Allan on January 4, 1982, in Los Angeles, Calif. ... Hometown is University City ... Son of Robert Allan ... Majoring in general studies ... Enjoys lifting weights ... Barry Bonds is a favorite sports personality.



Stacy Bennett

6-2 • 195 • Sophomore • INF/C • B:L T:R

Watkinsville, Ga. • Oconee County HS

15

Sophomore infielder who can play first, third or fill in behind the plate ... Key part of the Pirates' 14-2 run in April, hitting .396 during the month. **2001:** Hit .337 with 18 RBI for the Pirates as a freshman ... Entered the starting lineup against Kutztown on 3/23 and immediately began a 11-game hitting streak ... Collected two doubles and drove in three runs in 12-8 win at No. 3 GC&SU on 4/22. **HIGH SCHOOL:** Played for three seasons at Oconee County HS ... Earned All-State and first-team All-Northeast Georgia honors as a senior ... Also named team MVP for the Warriors. **PERSONAL:** Born Charles Stacy Bennett, Jr., on April 2, 1982, in Athens, Ga. ... Hometown is Watkinsville, Ga. ... Son of Charles and Carol Bennett ... Undecided in major ... Enjoys playing golf and skiing ... Chipper Jones and Ken Griffey, Jr., are favorite sports personalities.

Stacy Bennett's Career Statistics

Year	GP-GS	AB	R	H	2B	3B	HR	RBI	BB	K	SB-SBA	Avg.
2001	33-20	83	10	28	6	0	0	18	9	19	4-4	.337
1 Year	33-20	83	10	28	6	0	0	18	9	19	4-4	.337



Stacy Bennett hit .380 after entering the starting lineup in March, 2001

AASU Player Profiles



Chris Boaen

5-9 • 175 • Junior • 3B/SS • B:R T:R

Savannah, Ga. • Savannah Christian

1

Local product who hit .348 in his second season for the Pirates, playing both third base and shortstop. **2001:** Hit .348 with two HR and 37 RBI, playing in 52 games as a sophomore ... Went 4-for-4 with four RBI in 14-7 win at USCS on 4/15 ... Drove in five runs on three hits vs. SIUE on 3/12. **2000:** Played in 36 games, starting 21 for the Pirates as a freshman ... Hit .293 with one home run and 12 RBI ... Went 3-for-3 with his first collegiate home run at Columbus State on 4/9. **HIGH SCHOOL:** Played for four seasons at Savannah Christian Prep ... Earned All-City honors by the *Savannah Morning News* in baseball and football. **PERSONAL:** Christopher Milton Boaen on December 3, 1980, in Savannah, Ga., his hometown ... Son of Eddie and Brenda Boaen ... Enjoys golf, water skiing and fishing ... Majoring in general studies ... Ozzie Smith is a favorite sports personality.

Chris Boaen's Career Statistics												
Year	GP-GS	AB	R	H	2B	3B	HR	RBI	BB	K	SB-SBA	Avg.
2000	36-21	75	14	22	5	0	1	12	12	19	1-2	.293
2001	52-52	187	40	65	17	1	2	37	15	35	4-8	.348
2 Years	88-73	262	54	87	22	1	3	49	27	54	5-10	.332



Adam Brandenburg

5-10 • 160 • Junior • SS/2B • B:R T:R

Lacey, Wash. • Napa Valley CC

6

Solid middle infielder who transfers to the Pirates as a junior ... Will have the first crack at the Pirates' starting shortstop position. **JUNIOR COLLEGE:** Hit .321 as a sophomore ... also collected a .478 on-base percentage and earned second-team All-Bay Valley infield honors for the Storm. **HIGH SCHOOL:** All-State honoree for North Thurston HS in Lacey, Wash. ... Team MVP as a senior and a Washington/Oregon All-Star selection. **PERSONAL:** Born Adam Patrick Brandenburg on March 3, 1981, in Lacey, Wash., his hometown ... Son of Gary and Mary Brandenburg ... Majoring in health & physical education ... Enjoys playing golf and basketball ... Earned a perfect 4.0 GPA in the fall.



Ryan Chromek

5-5 • 155 • Sophomore • 2B • B:R T:R

Suwanee, Ga. • Collins Hill HS

4

Sophomore second baseman who made an immediate impact for the Pirates as a freshman ... Will continue to see significant time at second base. **2001:** Played in 45 games, starting 37, for the Pirates as a freshman ... Hit .339 with 22 RBI ... Hit .593 in AASU's first nine games, earning PBC Player of the Week honors on 2/13. **HIGH SCHOOL:** Played for two seasons at Collins Hill HS in Suwanee, Ga. ... Hit .440 with 15 stolen bases and a .560 OBP as a senior, earning All-State honors ... Two-time team MVP for the Eagles. **PERSONAL:** Born Ryan Joseph Chromek on February 1, 1982, in Kansas City, Mo. ... Hometown is Suwanee, Ga. ... Son of Bob and Mary Chromek ... Majoring in economics ... Nomar Garciaparra is a favorite sports personality.

Ryan Chromek's Career Statistics												
Year	GP-GS	AB	R	H	2B	3B	HR	RBI	BB	K	SB-SBA	Avg.
2001	45-37	168	43	57	10	0	0	22	15	23	4-6	.339
1 Year	45-37	168	43	57	10	0	0	22	15	23	4-6	.339

Ryan Chromek Hit .593 To Earn PBC Player of the Week Honors On 2/13/01





AASU Player Profiles



Pat Daly

6-1 • 195 • Senior • RHP/C • B:R:T:R

West Reading, Pa. • Holy Name HS

41

Former catcher who will get an opportunity to pitch as a senior in 2002. **2001:** Played in 41 games, starting 29, as a junior ... Hit .355 with two home runs and 24 RBI ... Went 6-9 in the Pirates' series against USCA, including a 4-for-4 day on 3/17. **2000:** Played in 17 games as a sophomore, hitting .333. **1999:** Hit .250 in limited duty for AASU, playing five games, including one start. **HIGH SCHOOL:** Three-time All-County honoree at Holy Name HS in Reading, Pa. ... Earned Carpenter Cup All-Star honors for the Blue Jays. **PERSONAL:** Born Patrick Jay Daly on August 23, 1979, in West Reading, Pa., his hometown. ... Son of Cathy and Patrick Daly ... Majoring in English/communications ... Enjoys playing golf and snorkeling.

Pat Daly's Career Statistics												
Year	GP-GS	AB	R	H	2B	3B	HR	RBI	BB	K	SB-SBA	Avg.
1999	5-1	8	3	2	1	0	0	2	1	1	0-0	.250
2000	17-5	30	5	10	2	0	0	6	2	10	0-0	.333
2001	41-29	110	24	39	7	0	2	24	10	20	0-0	.355
3 Years	63-35	148	32	51	10	0	2	32	13	31	0-0	.345



Chris Dentler

5-10 • 170 • Sophomore • OF • B:R:T:R

Conyers, Ga. • Salem HS

5

Speedy center fielder who saw action in 38 games in the outfield ... Will begin 2002 as the Pirates' starting center fielder. **2001:** Hit .397 in 38 games, starting 18, as a freshman ... Hit game-winning home run in bottom of the 9th to beat Northwest Missouri State on 3/1. **HIGH SCHOOL:** Two-time *Atlanta Journal-Constitution* All-Area center field honoree at Salem HS in Conyers, Ga. ... Holds Salem HS stolen base records for season (35) and career (61). **PERSONAL:** Born Christopher Mark Dentler on August 11, 1982, in Lake Forest, Ill. ... Hometown is Conyers, Ga. ... Son of Mark and Konni Dentler ... Nomar Garciaparra is a favorite sports personality.

Chris Dentler's Career Statistics												
Year	GP-GS	AB	R	H	2B	3B	HR	RBI	BB	K	SB-SBA	Avg.
2001	38-18	58	23	23	2	0	2	8	10	7	2-4	.397
1 Year	38-18	58	23	23	2	0	2	8	10	7	2-4	.397



Donnie Dill

6-0 • 175 • Junior • Outfield • B:R:T:R

Locust Grove, Ga. • Andrew College

3

Junior outfielder who platooned in left field last year ... Will see action in both right and left field in 2002. **2001:** Hit .174 in 16 games of action, starting eight, as a sophomore ... Collected hits in his last three games of action. **JUNIOR COLLEGE:** Hit .333 as a freshman and earned honorable mention All-Conference honors at Andrew College in Cuthbert, Ga. **HIGH SCHOOL:** Four-year starter for Stockbridge HS in Henry, Ga. **PERSONAL:** Born Donnie L. Dill, Jr., on September 27, 1979, in Atlanta, Ga. ... Hometown is Locust Grove, Ga. ... Son of Don and Dora Dill ... Majoring in general studies ... Would like to be involved in turf management as a career.

Donnie Dill's Career Statistics												
Year	GP-GS	AB	R	H	2B	3B	HR	RBI	BB	K	SB-SBA	Avg.
2001	16-8	23	2	4	1	0	0	2	3	5	0-0	.174
1 Year	16-8	23	2	4	1	0	0	2	3	5	0-0	.174



AASU has had 39 First-Team All-Region Selections in the past 14 years

AASU Player Profiles



Matt Easterwood

6-2 • 215 • Senior • 1B/DH • B:R:T:R

Lithia Springs, Ga. • Jefferson State CC

38

Senior first baseman who tied the AASU record for most hits in a game last season with six vs. Concord on 3/13 ... Will see time at DH as well as at first this year. **2001:** Played in 48 games, starting 47, as a junior ... Hit .378 with 35 RBI in his first season with the Pirates ... Became the third player in school history to collect six hits in one game in the Pirates' 18-14 win over Concord on 3/13. **JUNIOR COLLEGE:** Played for two seasons for Jefferson State CC in Birmingham, Ala. **PERSONAL:** Born Matthew Ryan Easterwood on May 18, 1980, in Statesboro, Ga. ... Hometown is Lithia Springs, Ga. ... Son of Mark and Jan Easterwood ... Majoring in political science ... Cousin, Brent Abernathy, is a second baseman for the Tampa Bay Devil Rays ... Enjoys playing golf and the guitar ... AASU Honor Student with a 3.67 GPA.

Matt Easterwood's Career Statistics

Year	GP-GS	AB	R	H	2B	3B	HR	RBI	BB	K	SB-SBA	Avg.
2001	48-47	164	35	62	8	0	0	35	29	21	4-6	.378
1 Year	48-47	164	35	62	8	0	0	35	29	21	4-6	.378



David Harriman

6-0 • 200 • Senior • C/INF • B:R:T:R

Surrey, British Columbia • Taft College

32

Senior catcher who earned All-Conference and All-Region honors for the Pirates last season ... Also earned back-to-back PBC Player of the Week honors. **2001:** Enjoyed fine debut season for the Pirates, hitting .346 with team-best nine home runs and 53 RBI ... Earned PBC Player of the Week honors on 4/10 and 4/17 ... Went 5-for-12 with 3 HR and 10 RBI in series at USCS. **JUNIOR COLLEGE:** Played for two seasons at Taft College in Taft, Calif., earning first-team All-Conference honors. **PERSONAL:** Born David Ian Harriman on October 15, 1980, in Richmond, British Columbia ... Hometown is Surrey ... Son of Cherry Harriman ... Majoring in biology ... Member of the Arlington Senators 2001 All American Amateur Baseball Association (AAABA) National World Series champion squad ... AASU Honor Student with a 3.67 GPA.

David Harriman's Career Statistics

Year	GP-GS	AB	R	H	2B	3B	HR	RBI	BB	K	SB-SBA	Avg.
2001	53-50	185	44	64	9	1	9	53	24	16	1-1	.346
1 Year	53-50	185	44	64	9	1	9	53	24	16	1-1	.346



Jason Hawkins

6-0 • 150 • Freshman • LHP • B:L:T:L

Loganville, Ga. • South Gwinnett HS

40

Freshman lefthander who could start or relieve for the Pirates in 2002. **HIGH SCHOOL:** Played for two seasons at South Gwinnett HS ... Went 6-5 with a 2.00 ERA as a senior for the Comets ... Earned All-County honors and was selected to compete in the Georgia Dugout HS All-Star series ... Also competed for the nationally-acclaimed Atlanta Mustangs travel team. **PERSONAL:** Born Jason Thomas Hawkins on March 9, 1983, in Snellville, Ga. ... Hometown is Loganville ... Son of Ralph and Teresa Hawkins ... Undecided in major ... Enjoys playing golf ... Nolan Ryan is a favorite sports personality.

Harriman is AASU's first back-to-back PBC POTW honoree since John Booker in '93





AASU Player Profiles



Brent Jackson

6-1 • 205 • Freshman • RHP • B:R T:R

Newnan, Ga. • Newnan HS

Freshman hurler who will be one of the Pirates' top righthanded arms this year.

HIGH SCHOOL: Pitched for three years for Newnan HS ... Went 8-3 as a senior with a 2.05 ERA, pitching 58 innings, allowing 41 hits and 37 walks while posting 74 strikeouts for the Cougars ... Was selected to play for Team Northwest in the Georgia Dugout Club High School All-Star Series. .

PERSONAL: Born Brent Colburn Jackson on October 20, 1982, in Carrollton, Ga. ... Hometown is Newnan ... Son of Bruce and Terri ... Majoring in computer science ... Would like to enter business IT as a career ... Greg Maddux is a favorite sports personality.

19



Matt Lee

6-1 • 190 • Freshman • OF • B:R T:R

Savannah, Ga. • Calvary Baptist HS

Local freshman who will compete for time next year. **HIGH SCHOOL:** Played for four years at Calvary Baptist HS in Savannah ... Hit .453 as a senior for the Cavaliers and compiled a career .385 batting average, 13 home runs and 76 RBI ... Also competed in football and basketball for Calvary Baptist. **PERSONAL:** Born Joseph Matthew Lee on March 10, 1983, in Boca Raton, Fla.

Hometown is Savannah ... Son of Billy and Helen Lee ... Undecided in major ... Enjoys fishing ... Mike Piazza is a favorite sports personality.

46



Rob Mills

5-10 • 190 • Senior • OF/C • B:L T:R

Beaverton, Ore. • Lane CC

Senior left fielder who will continue to be one of the Pirates' top hitters in 2002. **2001:** Hit .348 with four home runs and 42 RBI ... Second on squad in hits (73) and walks (25) ... Collected four hits in the Pirates' 18-14 win over Concord on 3/13 ... Went 7-for-14 in AASU's three-game sweep at No. 3 GC&SU.

JUNIOR COLLEGE: Played one year at Lane CC, earning All-Conference and All-Region honors for the Titans. **HIGH SCHOOL:** Three-year starter for Aloha HS in Beaverton, Ore. ... Earned All-League and All-State honors as a senior for the Warriors. **PERSONAL:** Born Robert Sean Mills on March 14, 1980, in Van Nuys, Calif. ... Hometown is Portland, Ore. ... Son of Chris and Karen Mills ... Majoring in history ... Enjoys playing football ... Barry Bonds is a favorite sports personality ... AASU Honor Student with a 3.65 GPA.

7

Year	GP-GS	AB	R	H	Rob Mills's Career Statistics					BB	K	SB-SBA	Avg.
					2B	3B	HR	RBI	OBP				
2001	53-53	210	54	73	15	3	4	42	25	44	2-2	.348	
1 Year	53-53	210	54	73	15	3	4	42	25	44	2-2	.348	



AASU has posted at least 35 wins in 18 of the last 21 years, including last year's 38

AASU Player Profiles



Damon Moore

6-4 • 245 • Senior • RHP • B:R T:R

Sarasota, Fla. • Bayside HS

34

Senior hurler who returns to the Pirates after taking a year off ... Will see time out of the bullpen. **2000:** Went 1-0 in four games as a sophomore ... Earned first collegiate win with 3 2/3 innings of scoreless relief against Mercyhurst on 2/28. **1999:** Pitched one scoreless inning as a freshman for the Pirates. **HIGH SCHOOL:** Three-year starter for Bayshore HS in Bradenton, Fla. ... two-time team MVP in 1996 and 1997. **PERSONAL:** Born Damon Moore on May 7, 1979, in Douglasville, Ga. ... Hometown is Sarasota, Fla. ... Son of David and Kathleen Moore ... Majoring in biology ... Wants to become a soil conservationist after college ... Enjoys fishing.

Damon Moore's Career Statistics											
Year	GP-GS	W-L	Svs	CG	IP	H	R	ER	BB	SO	ERA
1999	1-0	0-0	0	0	1.0	0	0	0	0	0	0.00
2000	4-0	1-0	0	0	9.2	10	9	6	7	8	5.59
2 Years	5-0	1-0	0	0	10.2	10	9	6	7	8	5.06



Andrew Moss

5-11 • 205 • Junior • LHP • B:L T:L

Mississauga, Ontario • Clarkson HS

12

Junior southpaw who posted the staff's top ERA and most saves in 2001 ... Nine relief wins in two seasons for AASU. **2001:** Pitched in 19 games for the Pirates, going 5-2 with four saves and a 2.48 ERA ... Struck out 33 batters in 32.2 innings and batters hit just .220 off of him ... Pitched 4.2 innings of one-run ball to pick up win vs. Lander on 2/18. **2000:** Went 4-1 with a team-best 2.36 ERA as a freshman ... Pitched five shutout innings of relief to pick up win at No. 17 Columbus State on 4/8. **PERSONAL:** Born Andrew David Moss on April 7, 1981, in Mississauga, Ontario, his hometown ... Son of Chris and Barbara Moss ... Majoring in English/communications ... Enjoys weight training and running ... Troy Aikman is a favorite sports personality.

Andrew Moss's Career Statistics											
Year	GP-GS	W-L	Svs	CG	IP	H	R	ER	BB	SO	ERA
2000	17-0	4-1	2	0	34.1	32	9	9	21	29	2.36
2001	19-0	5-2	4	0	32.2	26	16	9	16	33	2.48
2 Years	36-0	9-3	6	0	67.0	58	25	18	37	62	2.42



Kirk Nordness

6-0 • 200 • Senior • OF • B:R T:R

Beaverton, Ore. • Lane CC

9

Senior outfielder who returns as the Pirates' top hitter ... Hit .392 in 2001, the best single-season average since Roman Miestowski's .445 in 1992. **2001:** Started all 53 games for the Pirates ... Hit .392 with five home runs and 44 RBI ... Earned All-PBC and All-Region honors in the outfield ... Collected team-best 25 multi-hit games and a 13-game hitting streak. **JUNIOR COLLEGE:** Earned All-Conference and All-Region honors at Lane CC. **PERSONAL:** Born Kirk Thomas Nordness on December 20, 1979, in Portland, Ore. ... Hometown is Beaverton ... Son of Jeff Nordness ... Majoring in economics ... Kirby Puckett is a favorite sports personality.

Kirk Nordness' Career Statistics												
Year	GP-GS	AB	R	H	2B	3B	HR	RBI	BB	K	SB-SBA	Avg.
2001	53-53	204	52	80	18	1	5	44	29	21	8-9	.392
1 Year	53-53	204	52	80	18	1	5	44	29	21	8-9	.392

Kirk Nordness' .392 average in 2001 was the best by a Pirate since 1992





AASU Player Profiles



Adam Olejniczak

6-2 • 190 • Senior • RHP • B:R T:R

Fayetteville, Ark. • Jefferson College

30

Senior pitcher who will solidify a spot in the Pirates' deep bullpen in 2002. **2001:** Pitched in 17 games, second-most on the squad, and made four starts ... Went 4-4 with a 4.83 ERA ... Pitched 5.1 innings of 2-hit ball to pick up win vs. SIU Edwardsville on 3/12. **JUNIOR COLLEGE:** Played for two seasons at Jefferson College in Hillsboro, Mo. ... Went 9-2 with a 2.22 ERA as a sophomore, earning All-Conference, All-Region and All-State honors. **HIGH SCHOOL:** Three-year starter for Fayetteville HS in Fayetteville, Ark. ... Earned All-Conference, All-Region and All-State honors for the Bulldogs. **PERSONAL:** Born Adam Christopher Olejniczak on June 24, 1980, in Chicago, Ill. ... Hometown is Fayetteville, Ark. ... Son of Stan and Roseanne Olejniczak ... Majoring in computer science ... Kerry Wood and Sammy Sosa are favorite sports personalities.

Adam Olejniczak's Career Statistics

Year	GP-GS	W-L	Svs	CG	IP	H	R	ER	BB	SO	ERA
2001	17-4	4-4	0	1	54.0	51	39	29	25	44	4.83
1 Year	17-4	4-4	0	1	54.0	51	39	29	25	44	4.83



Jeremy Olson

6-3 • 185 • Junior • RHP • B:R T:R

Glendale, Ariz. • Glendale CC

6

Junior righthanded pitcher who will be in the deep AASU bullpen in 2002. **JUNIOR COLLEGE:** Played for two seasons at Glendale CC ... Went 9-1 with a 3.37 ERA as a senior ... Earned second-team All-State honors for the Gauchos, who finished with a 34-18 record on the season and were the NJCAA Region I tournament runners-up. **HIGH SCHOOL:** Played for three seasons at Mountain Ridge HS in Glendale. **PERSONAL:** Born Jeremy Price Olson on June 5, 1981, in Plano, Texas ... Hometown is Glendale, Ariz. ... Son of John and Linda Olson ... Majoring in chemistry ... Would like to one day become a pharmacist ... Cal Ripken, Jr., is a favorite sports personality.



Ryan Roeder

5-10 • 170 • Freshman • 1B/OF • B:R T:R

Waterloo, Ontario • Waterloo HS

8

Freshman Canadian who can play first base and outfield ... Member of the prestigious Junior Team Ontario squad. **CLUB:** Roeder hit .375 and slugged .615 with 31 RBI for Team Ontario in 2001 ... Also played summer ball for the Waterloo Tigers U-21 squad and hit a league-best .488. **HIGH SCHOOL:** Graduated from Waterloo Collegiate Institute in Waterloo, Ontario. **PERSONAL:** Born Ryan Roeder on May 10, 1982, in Waterloo, Ontario, his hometown ... Son of Dave and Beth Roder ... Majoring in chemistry ... Enjoys playing basketball ... Chipper Jones and Ryne Sandberg are favorite sports personalities ... AASU Honor Student with a 3.60 GPA.



AASU Player Profiles



Mike Roga

6-4 • 205 • Junior • RHP • B:R T:R

Pickering, Ontario • St. Petersburg JC

Towering junior righthander who projects to be the Pirates' top starting pitcher in 2002. **JUNIOR COLLEGE:** Pitched last year for St. Petersburg JC in St. Petersburg, Fla. ... Compiled a 5-5 record and a 5.70 ERA for the Trojans, who were ranked in the top 10 in NJCAA in 2001. **HIGH SCHOOL:** Attended Pine Ridge HS in Pickering, Ontario. **PERSONAL:** Born Michael Roga on May 13, 1981, in Toronto, Ontario ... Hometown is Pickering ... Son of Pat and Karl Roga ... Majoring in physical education ... Enjoys playing volleyball and hockey ... Nolan Ryan is a favorite sports personality.

18



Zach Shelnett

6-0 • 160 • Sophomore • RHP • B:R T:R

Snellville, Ga. • South Gwinnett HS

Sophomore righthander who became one of the Pirates' most dependable arms out of the pen in 2001 ... Went 1-0 with one save and a 2.92 ERA in the month of April. **2001:** Pitched in 15 games for the Pirates as a freshman ... Went 2-0 with two saves and a 3.38 ERA ... Hurlled 3 2/3 shutout innings of relief to pick up the victory over No. 9 Valdosta State on 4/10. **HIGH SCHOOL:** Three-year starter for South Gwinnett HS ... Career leader in wins (23) for the Comets ... Three-time All-County honoree and All-State honoree as a senior ... Hurlled two no-hitters in his career including school's only perfect game ever. **PERSONAL:** Born Robert Zachary Shelnett on July 20, 1982, in Dekalb, Ga. ... Hometown is Snellville ... Son of Bart and Kelly Shelnett ... Majoring in political science ... Enjoys playing volleyball, golf, and listening to music ... Roger Clemens is a favorite sports personality.

17

Zach Shelnett's Career Statistics											
Year	GP-GS	W-L	Svs	CG	IP	H	R	ER	BB	SO	ERA
2001	15-0	2-0	2	0	29.1	32	16	11	10	29	3.38
1 Year	15-0	2-0	2	0	29.1	32	16	11	10	29	3.38



Josh Smith

6-1 • 185 • Junior • RHP • B:R T:R

Ocean Springs, Miss. • Miss. Gulf Coast CC

Junior college pitcher who will compete for action out of the Pirates' bullpen in 2002. **JUNIOR COLLEGE:** Pitched for two seasons at Mississippi Gulf Coast CC ... Went 2-3 with two saves and a 2.30 ERA for the Bulldogs as a sophomore ... Allowed just 55 hits in 71 innings pitched in two years at MGCC, the NJCAA Region XXIII champions in 2001. **HIGH SCHOOL:** Played two seasons at Ocean Springs HS. **PERSONAL:** Born Joshua Boon Smith, on December 2, 1980, in Lucedale, Miss. ... Hometown is Ocean Springs ... Son Teresa Gollott ... Majoring in biology ... Enjoys fishing ... Pedro Martinez is a favorite sports personality.

42





AASU Player Profiles



Matt Stephens

6-2 • 185 • Freshman • SS/2B • B:L T:R
Bogart, Ga. • Oconee County HS

31

Freshman middle infielder who will compete for time at both second base and shortstop. **HIGH SCHOOL:** Played for two seasons at Oconee County HS ... Hit .404 as a senior, scoring 43 runs in 30 games and earning team MVP honors for the Warriors ... Selected to play in the Georgia Dugout Club High School All-Star Series for Team Northeast ... High school teammate of current AASU sophomore Stacy Bennett. **PERSONAL:** Born Matthew Ryan Stephens on August 16, 1983, in Athens, Ga. ... Hometown is Bogart ... Son of Denny and Karen Stephens ... Majoring in economics ... Enjoys playing all sports, particularly golf ... Derek Jeter is a favorite sports personality.



Nick Wells

6-4 • 185 • Sophomore • RHP • B:R T:R
Ludowici, Ga. • Middle Georgia College

24

Sophomore who missed most of his first season with the Pirates due to injury ... Will work out of the bullpen in 2002. **2001:** Pitched three innings in his only appearance of the season, earning a save in AASU's 12-3 win over Queens. **JUNIOR COLLEGE:** Went 1-3 with a 3.94 ERA with 46 strikeouts and 48 innings as a freshman at Middle Georgia College. **HIGH SCHOOL:** Pitched for Long County HS ... Compiled a 29-6 overall record in his last two seasons with a 1.90 ERA and 396 strikeouts in 225 innings ... Selected to play in the Georgia Dugout Club All-Star Series. **PERSONAL:** Born Nicholas Charlton Wells, Jr., on December 29, 1980, in Savannah, Ga. ... Son of Nicky and Vicky Wells ... Undecided in major ... Enjoys fishing, hunting and playing golf ... Greg Maddux is a favorite sports personality.

		Nick Wells' Career Statistics									
Year	GP-GS	W-L	Svs	CG	IP	H	R	ER	BB	SO	ERA
2001	1-0	0-0	1	0	3.0	4	3	3	0	5	9.00
1 Year	1-0	0-0	1	0	3.0	4	3	3	0	5	9.00



Bryan Wilson

6-2 • 190 • Freshman • OF/INF • B:L T:R
Buford, Ga. • Lakeside-DeKalb HS

20

Freshman outfielder who can play center field and who can also play all of the corner positions. **HIGH SCHOOL:** Played three seasons for Lakeside-DeKalb HS ... Hit .430 with 11 doubles, six home runs and 28 RBI last year for the Vikings, earning All-County honors ... Selected to play for the Atlanta Metro East team, the Georgia Dugout HS All-Star series champions ... Also played for the Atlanta Mustangs, a nationally-acclaimed travel team. **PERSONAL:** Born Bryan Jordan Wilson on July 5, 1982, in Decatur, Ga. ... Hometown is Buford ... Son of Duane and Kathi Wilson ... Father, Duane, played baseball and football at the University of Georgia and played professionally in the Cleveland Indians organization ... Majoring in economics ... Enjoys playing basketball and listening to music ... Jason Williams is a favorite sports personality.



The Pirates have had three PBC Pitchers of the Year since league play began in '92

AASU Baseball Sponsors



Abercorn Street



Oglethorpe Mall





2001 Final Statistics

2001 AASU Baseball Final Statistics

Hitting

NAME	G-GS	AB	R	H	BA	2B	3B	HR	RBI	TB	SLG%	BB	SB-SBA	OB%
Rurak	19-19	71	25	29	.408	6	1	2	12	43	.606	12	0-1	.494
Dentler	38-18	58	23	23	.397	2	0	2	8	31	.534	10	2-4	.493
Nordness	53-53	204	52	80	.392	18	1	5	44	115	.564	29	8-9	.469
Easterwood ...	48-47	164	35	62	.378	8	0	0	35	70	.427	21	4-6	.455
Daly	41-29	110	24	39	.355	7	0	2	24	52	.473	10	0-0	.415
Pruitt	48-39	139	31	49	.353	4	3	1	32	62	.446	9	4-4	.404
Mills	53-53	210	54	73	.348	15	3	4	42	106	.505	25	2-2	.422
Boaen	52-52	187	40	65	.348	17	1	2	37	90	.481	15	4-9	.394
Harriman	53-50	185	44	64	.346	9	1	9	53	102	.551	24	1-1	.419
Chromek	45-37	168	43	57	.339	10	0	0	22	67	.399	15	4-6	.398
Bennett	33-20	83	10	28	.337	6	0	0	18	34	.410	9	4-4	.400
Lillie	30-17	56	12	16	.286	2	1	0	13	20	.357	10	2-2	.412
Keifer	23-15	53	9	15	.283	2	1	1	10	22	.415	12	0-0	.418
Dill	16-8	23	2	4	.174	1	0	0	2	5	.217	3	0-0	.269
Thomas	35-19	72	9	11	.153	1	0	0	8	12	.167	12	1-2	.307
Rossi	2-1	2	0	0	.000	0	0	0	0	0	.000	0	0-0	.333
Wolcott	3-0	2	0	0	.000	0	0	0	0	0	.000	0	0-0	.333
AASU	53-53	1787	413	615	.344	108	12	28	360	831	.465	216	36-49	.420
Opponents ...	53-53	1785	301	478	.268	91	4	30	259	667	.374	201	66-82	.351

Pitching

NAME	G-GS	CG	W-L	S	ERA	IP	H	R	ER	BB	K	AB	BAA
Wolcott	1-0	0	0-0	0	0.00	1.0	0	0	0	0	1	3	.000
Moss	19-0	0	5-2	4	2.48	32.2	26	16	9	16	33	118	.220
Blevins	11-9	0	5-1	0	2.93	46.0	42	31	15	27	38	182	.231
Shelnutt	15-0	0	2-0	2	3.38	29.1	32	16	11	10	29	120	.267
Brinkmeier	15-15	4	8-3	0	3.46	101.1	104	50	39	30	97	409	.254
Koenig	14-10	1	5-0	1	4.26	50.2	54	32	24	35	48	202	.267
Keifer	5-0	0	1-0	0	4.70	7.2	13	6	4	4	4	34	.382
Allen	13-10	1	5-2	0	4.80	65.2	85	45	35	16	45	279	.305
Olenjiczak	17-4	1	4-4	0	4.83	54.0	51	39	29	25	44	206	.248
Murdock	15-0	0	2-0	0	5.84	24.2	20	20	16	17	16	91	.220
Wells	1-0	0	0-0	1	9.00	3.0	4	3	3	0	5	13	.308
Worrell	14-5	0	1-3	2	9.79	26.2	47	43	29	21	16	128	.367
AASU	53-53	7	38-15	10	4.35	442.2	478	301	214	201	376	1785	.268
OPP	53-53	11	15-38	4	7.12	421.0	615	413	333	216	294	1787	.344



2001 Season Results



2001 AASU Baseball Season Results

DATE	DIV	W-L	PBC	REG.	SCORE	OPPONENT	PITCHER
1-27	II	1-0		1-0	12-3	St. Andrews	Brinkmeier (W 1-0)
1-27	II	2-0		2-0	9-4	St. Andrews	Murdock (W 1-0)
1-28	II	3-0		3-0	8-1	St. Andrews	Blevins (W 1-0)
2-3	I	4-0			9-5	Gardner-Webb	Koenig (W 1-0)
2-3	I	5-0			2-1	Gardner-Webb	Brinkmeier (W 2-0)
2-4	I	5-1			2-6	Gardner-Webb	Blevins (L 1-1)
2-10	II	6-1	1-0	4-0	7-6	+Augusta State	Moss (W 1-0)
2-11	II	7-1	2-0	5-0	6-3	+Augusta State	Shelnutt (W 1-0)
2-11	II	8-1	3-0	6-0	5-4	+Augusta State	Olejniczak (W 1-0)
2-17	II	8-2	3-1	6-1	4-6	+Lander	Brinkmeier (L 2-1)
2-18	II	9-2	4-1	7-1	15-9	+Lander	Moss (W 2-0)
2-18	II	9-3	4-2	7-2	1-2	+Lander	Olejniczak (L 1-1)
2-24	II	9-4	4-3	7-3	4-5	+Francis Marion	Moss (L 2-1)
2-24	II	9-5	4-4	7-4	2-4	+Francis Marion	Olejniczak (L 1-2)
2-25	II	10-5	5-4	8-4	6-5	+Francis Marion	Moss (W 3-1)
2-28	II	11-5			12-3	*Queens (NY)	Allen (W 1-0)
3-1	II	12-5			7-6	*NW Missouri State	Moss (W 4-1)
3-2	II	12-6			6-10	*Queens (NY)	Olejniczak (L 1-3)
3-5	II	13-6			5-4	*Wayne State (Neb.)	Murdock (W 2-0)
3-6	II	14-6			13-0	*South Dakota State	Brinkmeier (W 3-1)
3-7	II	15-6			15-8	*South Dakota State	Olejniczak (W 2-3)
3-8	II	16-6			8-3	*Grand Valley State	Blevins (W 2-1)
3-10	II	17-6			5-4	*SIU Edwardsville	Allen (W 2-0)
3-11	II	18-6			9-0	*Quincy	Brinkmeier (W 4-1)
3-12	II	19-6			12-8	*SIU Edwardsville	Olejniczak (W 3-3)
3-13	II	20-6			18-14	*Concord (W.Va.)	Keifer (W 1-0)
3-17	II	20-7	5-5	8-5	4-5	+USC Aiken	Worrell (L 1-0)
3-17	II	20-8	5-6	8-6	3-5	+USC Aiken	Moss (L 4-2)
3-18	II	21-8	6-6	9-6	8-6	+USC Aiken	Blevins (W 3-1)
3-20	II	22-8			13-2	*Hillsdale	Worrell (W 1-1)
3-23	II	23-8			6-4	*Kutztown	Blevins (W 4-1)
3-24	II	23-9	6-7	9-7	6-9	+at North Florida	Brinkmeier (L 4-2)
3-24	II	24-9	7-7	10-7	13-10 (8 inn)	+at North Florida	Moss (W 5-2)
3-25	II	24-10	7-8	10-8	5-21	+at North Florida	Worrell (L 1-2)
3-31	II	24-11	7-9	10-9	4-10	+at Kennesaw State	Brinkmeier (L 4-3)
4-1	II	24-12	7-10	10-10	8-9	+at Kennesaw State	Worrell (L 1-3)
4-1	II	24-13	7-11	10-11	1-7	+at Kennesaw State	Allen (L 2-1)
4-4	III	25-13			11-1	Greensboro College	Blevins (W 5-1)
4-4	III	26-13			12-3	Greensboro College	Koenig (W 2-0)
4-7	II	27-13	8-11	11-11	17-12	+Columbus State	Olejniczak (W 4-3)
4-7	II	28-13	9-11	12-11	3-2	+Columbus State	Allen (W 3-1)
4-8	II	29-13	10-11	13-11	5-4	+Columbus State	Brinkmeier (W 5-3)
4-10	II	29-14			13-14 (10 inn)	+at Valdosta State	Olejniczak (L 4-4)
4-14	II	30-14	11-11	14-11	9-3	+at USC Spartanburg	Brinkmeier (W 6-3)
4-15	II	31-14	12-11	15-11	14-7	+at USC Spartanburg	Allen (W 4-1)
4-15	II	32-14	13-11	16-11	5-4	+at USC Spartanburg	Koenig (W 3-0)
4-19	II	33-14			9-7	Valdosta State	Shelnutt (W 2-0)
4-21	II	34-14	14-11	17-11	7-6	+at GC&SU	Brinkmeier (W 7-3)
4-22	II	35-14	15-11	18-11	12-8	+at GC&SU	Allen (W 5-1)
4-22	II	36-14	16-11	19-11	6-1	+at GC&SU	Koenig (W 4-0)
4-28	II	37-14	17-11	20-11	10-6	+at UNC Pembroke	Brinkmeier (W 8-3)
4-29	II	37-15	17-12	20-12	5-11	+at UNC Pembroke	Allen (L 5-2)
4-29	II	38-15	18-12	21-12	2-0	+at UNC Pembroke	Koenig (W 5-0)

*= 2001 Savannah Invitational; += Peach Belt Conference

AASU won a school-record 10 straight PBC games in 2001 from 4/7 to 4/28





Final Collegiate Baseball DII Polls

1988

1. Florida Southern
2. Cal. St.-Sacramento
3. Jacksonville State
4. **Armstrong State**
5. New Haven
6. Lewis
7. Tampa
8. Columbus
9. Delta State
10. Cal. Poly-Pomona
11. Mankato State
12. Central Missouri St.
13. Mansfield
14. Troy State
15. Indiana (Pa.)
16. Lowell
17. UC Riverside
18. St. Thomas
19. Quinnipiac
20. Cal. Poly-SLO
21. Slippy Rock
22. Norfolk State
23. CS Chico
24. St. Joseph's
25. Eckerd
26. CS Los Angeles
27. Florida Atlantic
28. SIU-Edwardsville
29. Adelphi
30. Kentucky Wesleyan

1990

1. **Armstrong State**
2. New Haven
3. Florida Southern
4. Indiana (PA)
5. SIU-Edwardsville
6. Tampa
7. UC Davis
8. CS Northridge
9. Lewis
10. Rollins
11. Norfolk State
12. Sacred Heart
13. UC Riverside
14. Central Missouri St.
15. Missouri Southern
16. Troy State
17. Columbus
18. Jacksonville State
19. South Dakota State
20. Mankato State
21. Northern Kentucky
22. Ferris State
23. Philadelphia Textile
24. American Int'l
25. Merrimack
26. North Alabama
27. Sonoma State
28. NW Missouri State
29. Chapman
30. Florida Atlantic

1992

1. Tampa
2. Mansfield
3. Florida Southern
4. Cal. Poly-SLO
5. Missouri Southern
6. USC Aiken
7. Lewis
8. **Armstrong State**
9. UC Riverside
10. Livingstone
11. North Alabama
12. Shippensburg
13. Florida Tech
14. Southern Indiana
15. Missouri-St. Louis
16. Sonoma State
17. Sacred Heart
18. Columbus
19. SIU-Edwardsville
20. Longwood
21. South Dakota State
22. Valdosta State
23. Springfield
24. UC Davis
25. Troy State
26. Adelphi
27. Slippy Rock
28. St. Rose
29. Cameron
30. Florida Atlantic
- UT-Martin

1994

1. Central Missouri St.
2. Florida Southern
3. Lewis
4. Delta State
5. **Armstrong State**
6. Mansfield
7. UC Riverside
8. Springfield
9. UC Davis
10. North Florida
11. CS Domngz Hills
12. Tampa
13. Central Oklahoma
14. Georgia College
15. Southern Indiana
16. Edinboro
17. Columbus
18. Cal. Poly-SLO
19. South Dakota State
20. St. Rose
21. Rollins
22. Missouri-St. Louis
23. Wingate
24. Mercyhurst
25. Southern Colorado
26. North Alabama
27. Jacksonville State
28. Adelphi
29. Grand Valley State
30. New Haven

1989

1. **Armstrong State**
2. Jacksonville State
3. New Haven
4. Cal. Poly-SLO
5. Rollins
6. Central Missouri St.
7. Florida Southern
8. Lewis
9. North Alabama
10. Slippy Rock
11. Tampa
12. Cal. St.-Sacramento
13. Northern Kentucky
14. San Francisco State
15. Columbus
16. Mankato State
17. Delta State
18. SIU-Edwardsville
19. CS Northridge
20. Eckerd
21. Shippensburg
22. NW Missouri State
23. Troy State
24. Springfield
25. Bellarmine
26. West Georgia
27. Norfolk State
28. Adelphi
29. Metropolitan State
30. Southern Indiana

1991

1. Florida Southern
2. Jacksonville State
3. Delta State
4. UC Riverside
5. Mo. So. State
6. Longwood
7. SIU Edwardsville
8. Lewis
9. North Alabama
10. American Int'l
11. Cal. Poly-SLO
12. **Armstrong State**
13. North Alabama
14. Troy State
15. Sonoma State
16. UMass Lowell
17. Slippy Rock
18. Regis
19. Florida Tech
20. Sacred Heart
21. Cal. Poly Pomona
22. Mercyhurst
23. Central Missouri St.
24. New Haven
25. Livingstone
26. USC Spartanburg
27. Lewis
28. CS Stanislaus
29. St. Cloud State
30. St. Joseph's

1993

1. Tampa
2. Cal. Poly-SLO
3. Troy State
4. Mansfield
5. USC Aiken
6. North Alabama
7. UC Davis
8. Missouri-St. Louis
9. Adelphi
10. Florida Atlantic
11. **Armstrong State**
12. Slippy Rock
13. Rollins
14. North Dakota
15. Florida Southern
16. Southern Indiana
17. Valdosta State
18. South Dakota State
19. Francis Marion
20. Jacksonville State
21. Cal. Poly Pomona
22. Springfield
23. New Haven
24. Mesa State
25. Central Missouri St.
26. Mankato State
27. Longwood
28. Emporia State
29. Sacred Heart
30. Lewis

1995

1. Florida Southern
2. Georgia College
3. Central Missouri St.
4. Valdosta State
5. North Alabama
6. Wingate
7. UC Riverside
8. Tampa
9. Bloomsburg
10. Kennesaw State
11. North Florida
12. Ashland
13. Delta State
14. Missouri Southern
15. Mansfield
16. New Haven
17. UC Davis
18. Lewis
19. UMass Lowell
20. St. Joseph's
21. Barry
22. Mercyhurst
23. Columbus
24. San Francisco State
25. St. Rose
26. Saint Leo
27. South Dakota State
28. Missouri-St. Louis
29. Adelphi
30. SIU-Edwardsville



ASU has finished in the Top 15 in 9 of the past 14 final Collegiate Baseball DII polls

Final Collegiate Baseball DII Polls



1996

1. Kennesaw State
2. St. Josephs
3. Delta State
4. Tampa
5. Missouri-St. Louis
6. Adelphi
7. Columbus
8. Southern Colorado
9. Florida Southern
10. Mercyhurst
11. Abilene Christian
12. Shippensburg
13. Lewis
14. UC Riverside
15. Central Missouri St.
16. Alabama-Huntsville
17. CS Chico
18. Saint Leo
19. Mankato State
20. Lincoln Memorial
21. Mount Olive
22. North Alabama
23. Merrimack
24. Slippery Rock
25. CS Domingz Hills
26. Wingate
27. New Haven
28. Fort Hays State
29. North Dakota State
30. Georgia College

1997

1. CS Chico
2. Central Oklahoma
3. Tampa
4. Kennesaw State
5. Florida Southern
6. Central Missouri St.
7. Georgia C&SU
8. Mount Olive
9. SIU-Edwardsville
10. Fort Hays State
11. North Florida
12. North Alabama
13. Quincy
14. Alabama-Huntsville
15. Mercyhurst
16. Elon
17. Mesa State
18. UC Riverside
19. Adelphi
20. Slippery Rock
21. Shepherd
22. Delta State
23. Saint Leo
24. Pittsburg State
25. West Georgia
26. UMass Lowell
27. Indianapolis
28. Southern Colorado
29. Valdosta State
30. Mansfield

1998

1. Tampa
2. Kennesaw State
3. West Georgia
4. CS Chico
5. Central Missouri St.
6. Alabama-Huntsville
7. St. Joseph's
8. SIU-Edwardsville
9. Barry
10. Delta State
11. North Alabama
12. Indianapolis
13. Millersville
14. Fort Hays State
15. Florida Southern
16. Mount Olive
17. Missouri-St. Louis
18. Columbus State
19. **Armstrong Atlantic**
20. Presbyterian
21. North Florida
22. New Haven
23. UMass Lowell
24. West Virginia State
25. A&M Kingsville
26. Slippery Rock
27. Sonoma State
28. Central Oklahoma
29. Saint Leo
30. Queens, NY
- Abilene Christian

1999

1. CS Chico
2. Kennesaw State
3. West Virginia State
4. North Alabama
5. North Florida
6. Rockhurst
7. SE Oklahoma State
8. Carson-Newman
9. Florida Southern
10. **Armstrong Atlantic**
11. Alabama-Huntsville
12. Adelphi
13. Delta State
14. Mount Olive
15. Ashland
16. Quincy
17. Columbus State
18. Pittsburg State
19. Central Missouri St.
20. UMass-Lowell
21. Sonoma State
22. Saint Leo
23. Kutztown
24. Lander
25. Slippery Rock
26. St. Joseph's
27. Mesa State
28. Indianapolis
29. Abilene Christian
30. Georgia C&SU
- Missouri-St. Louis
- Shippensburg

2000

1. SE Oklahoma
2. Fort Hays State
3. North Florida
4. CS Chico
5. Delta State
6. Georgia C&SU
- Indianapolis
8. Slippery Rock
9. Central Missouri St.
10. Gardner-Webb
11. Florida Southern
12. Tampa
13. Rockhurst
14. Abilene Christian
15. Mount Olive
16. Millersville
17. Kennesaw State
18. North Alabama
19. Alabama-Huntsville
20. Montevallo
21. Quincy
22. Texas Wesleyan
23. Grand Canyon
24. Columbus State
25. **Armstrong Atlantic**
26. Saginaw Valley St.
27. Saint Leo
28. Saint Rose
29. Shippensburg
30. Minn.-St. Mankato
- West Virginia State

2001

1. St. Mary's (Tex.)
2. Central Missouri St.
3. North Florida
- Delta State
5. Tampa
6. Kennesaw State
7. Sonoma State
8. Alabama-Huntsville
9. Abilene Christian
10. GC&SU
11. SIU Edwardsville
12. Indianapolis
- UMass-Lowell
14. Central Oklahoma
15. **Armstrong Atlantic**
16. Kutztown
17. Southern Arkansas
18. Lander
19. Saint Leo
20. Valdosta State
21. Florida Southern
22. Columbus State
23. Minn.-St. Mankato
24. Lenoir-Rhyne
25. NM Highlands
26. Southern Colorado
27. Slippery Rock
- Wayne State (Neb.)
30. Mesa State
- Belmont Abbey
- CS San Bernardino
- Fort Hays State

AASU Head Coach
Joe Roberts
began directing the
NCAA Division II
Baseball Coaches'
Poll, as published
by *Collegiate
Baseball*
magazine,
at the
beginning of the
1989 season.

2001

Preseason Poll

1. North Florida
2. St. Mary's (Tex.)
3. Alabama-Huntsville
4. Kennesaw State
5. Central Missouri St.
6. Tampa
7. Delta State
8. Sonoma State
9. Florida Southern
10. Abilene Christian
11. Columbus State
12. Indianapolis
13. Central Oklahoma
14. UMass-Lowell
15. Saint Leo
16. GC&SU
17. CS San Bernardino
18. **Armstrong Atlantic**
19. Missouri-St. Louis
20. Minn.-St. Mankato
21. Southern Colorado
22. North Alabama
23. SE Oklahoma
24. Slippery Rock
25. Ashland
26. Mesa State
27. SIU Edwardsville
28. CS Chico
29. Concordia (N.Y.)
30. Fort Hays State
31. Lenoir-Rhyne
32. Belmont Abbey
33. Saginaw Valley St.
34. Southern Conn. St.
35. Shippensburg
- Southern Arkansas
37. Rollins
38. Wingate
39. Kutztown
40. Valdosta State
- NM Highlands
- Wayne State (Neb.)

AASU has six Top 10 finishes since 1988 and topped the 1989 and 1990 final polls





2001 DII National Championships

2001 NCAA Division II Regional Recap

Region	Seed	Record	Team	Finish	Final Record
<u>South Atlantic</u>	1	42-14	North Florida	1	47-17
	2	42-13	Kennesaw State	2	45-15
	3	40-16	GC&SU	3	41-18
	4	39-16	Belmont Abbey	4	39-18

Results: May 17: Kennesaw State 5, GC&SU 3; UNF 9, Belmont Abbey 1. **May 18:** GC&SU 11, Belmont Abbey 5; UNF 12, Kennesaw State 6; Kennesaw State 18, GC&SU 8. **May 19:** Kennesaw State 12, UNF 10; UNF 8, Kennesaw State 10. **North Florida advances.**

<u>South</u>	1	46-8	Tampa	1	49-10
	2	32-16	Lenoir-Rhyne	3	33-18
	3	30-23	Wingate	4	30-25
	4	33-22	Saint Leo	2	35-24

Results: May 17: Lenoir-Rhyne 14, Wingate 8; Tampa 8, Saint Leo 4. **May 18:** Saint Leo 24, Wingate 7; Tampa 12, Lenoir-Rhyne 5; Saint Leo 12, Lenoir-Rhyne 7. **May 19:** Tampa 21, Saint Leo 5. **Tampa advances.**

<u>South Central</u>	1	43-15	Abilene Christian	4	43-17
	2	44-9	Delta State	1	50-11
	3	39-13	Central Oklahoma	3	40-15
	4	39-15	Alabama-Huntsville	2	41-17

Results: May 17: Delta State 5, Central Oklahoma 4; UAH 3, Abilene Christian 1. **May 18:** Central Oklahoma 6, Abilene Christian 3; Delta State 7, UAH 5; UAH 14, Central Oklahoma 8. **May 19:** Delta State 11, UAH 10. **Delta State advances.**

<u>North Atlantic</u>	1	35-16	Kutztown	1	38-19
	2	28-19	Slippery Rock	2	31-21
	3	27-15	West Virginia State	3	28-17
	4	27-15	Concord	4	27-17

Results: May 17: Slippery Rock 5, West Virginia State 1; Kutztown 9, Concord 8. **May 18:** West Virginia State 6, Concord 2; Kutztown 5, Slippery Rock 3; Slippery Rock 8, West Virginia State 4. **May 19:** Slippery Rock 8, Kutztown 1; Kutztown 6, Slippery Rock 2. **Kutztown advances.**

<u>Northeast</u>	1	34-16	UMass-Lowell	1	39-19
	2	26-10	New Haven	3	27-12
	3	28-15	Concordia	2	30-17
	4	38-15	Southern Connecticut St.	4	38-17

Results: May 17: Concordia 8, New Haven 3; UMass-Lowell 6, Southern Connecticut State 2. **May 18:** New Haven 10, Southern Connecticut State 2; Concordia 4, UMass-Lowell 2; UMass-Lowell 18, New Haven 3. **May 19:** UMass-Lowell 6, Concordia 2; UMass-Lowell 8, Concordia 0. **UMass-Lowell advances.**

<u>North Central</u>	1	49-13	Indianapolis	2	51-15
	2	37-11	Saginaw Valley State	4	37-13
	3	36-24	SIU Edwardsville	1	41-27
	4	37-16	Ashland	3	38-18

Results: May 17: SIU Edwardsville 18, Saginaw Valley State 8; Indianapolis 4, Ashland 3. **May 18:** Ashland 3, Saginaw Valley State 0. **May 19:** Indianapolis 6, SIU Edwardsville 3; SIU Edwardsville 12, Ashland 2. **May 20:** SIU Edwardsville 8, Indianapolis 7; SIU Edwardsville 6, Indianapolis 2. **SIU Edwardsville advances.**

<u>Central</u>	1	46-8	Central Missouri State	1	53-10
	2	34-8	Wayne State (Neb.)	3	35-10
	3	30-13	Minn. State Mankato	2	32-15
	4	36-18	Missouri Southern State	4	36-20

Results: May 17: Wayne State 2, Minn. State Mankato 1. **May 18:** Central Missouri State 9, Missouri Southern State 7; Minn. State Mankato 9, Missouri Southern State 5. **May 19:** Central Missouri State 12, Wayne State 3; Minn. State Mankato 11, Wayne State 5; Central Missouri State 9, Minn. State Mankato 7. **Central Missouri State advances.**

<u>West</u>	1	47-14	Sonoma State	2	50-17
	2	43-10	St. Mary's (Tex.)	1	50-13
	3	45-12	Southern Colorado	4	45-14
	4	40-16	New Mexico Highlands	3	41-18

Results: May 17: St. Mary's 19, Southern Colorado 5; Sonoma State 8, New Mexico Highlands 1. **May 18:** New Mexico Highlands 6, Southern Colorado 3; St. Mary's 10, Sonoma State 6; Sonoma State 6, New Mexico Highlands 5. **May 19:** Sonoma State 10, St. Mary's 6; St. Mary's 10, Sonoma State 6. **St. Mary's advances.**



NCAA 2001 Division II Baseball National Championship Results

**Montgomery,
Alabama
May 26-June 2**

**Hosted by
Valdosta State
University**

Saturday, May 26
SIUE 9, Tampa 4
North Fla. 9, Delta State 7

Sunday, May 27
St. Mary's 3, Kutztown 0
UM-Lowell 13, CMSU 5

Monday, May 28
Delta State 14, Tampa 11
North Fla. 7, SIUE 3

Tuesday, May 29
CMSU 5, Kutztown 0
St. Mary's 12, UM-Lowell 1

Wednesday, May 30
CMSU 7, SIUE 4
Delta State 6, UM-Lowell 2

Thursday, May 31
CMSU 11, St. Mary's 10
Delta State 11, North Fla. 7

Friday, June 1
St. Mary's 17, Delta State 4
CMSU 8, North Fla. 5

**Saturday, June 2
Championship**
St. Mary's 11, CMSU 3



The Pirates led the Peach Belt in team ERA and scoring from 1992 to 1994

2001 All-America Teams



2001 NCAA Division II All-America Teams

Pos.	First Team	Second Team	Third Team
1B	Chris Umphres Central Missouri State	Damon Lewis Southeastern Oklahoma	Michael Tucker / Chris Carr Florida Southern / GC&SU
2B	Mark Bigger SIU Edwardsville	David Marsh Southern Colorado	Ron Riddle West Georgia
3B	Marc Van Every Delta State	Josh Stewart Mount Olive	Justin Hancock Florida Southern
SS	Jon Cahill UMass-Lowell	Toby Legacy Concord	Chad Opel SIU Edwardsville
INF	Jesse Guterrez St. Mary's (Tex.)	Peter Babcock Indianapolis	Mike Hall / John Paul Davis Texas Wesleyan / Arkansas Tech
C	Eli Whiteside Delta State	Azarias Corbeil Florida Southern	Jason Martin Northern Kentucky
OF	Feh Lentini Sonoma State	Dustin Vugteveen Grand Valley State	Matt Meyr Missouri Southern State
OF	Thomas Carrow Tampa	O.J. Garza St. Mary's (Tex.)	Ryan Sorrels Indianapolis
OF	Ray Danzy Central Oklahoma	Craig Prasauckas Southern Connecticut St.	Justin Durmon Southern Arkansas
OF	Lenny Carter UMass-Lowell	Seth Collins Central Missouri State	Chris Torres / Matt Mann Wingate / North Dakota State
DH	Brad Bouras Columbus State	Mike Richardson Sonoma State	Ken Kessariss St. Anselm
P	Corey Clinefelter Central Missouri State	Charlie Manning Tampa	Jason Taylor West Liberty State
P	Matt Incinelli North Florida	P.J. McGinnis Central Missouri State	Aaron Taylor Wisconsin-Parkside
P	Ricky Belk Central Oklahoma	Luke Steidlmayer UC Davis	Tim Bausher Kutztown
P	Tod Ewasko North Florida	Nate Linstad UMass-Lowell	Matt Wilkinson SIU Edwardsville
RP	Kris Sutton Tampa	Brad Reed Kennesaw State	Bret Giadrone / Judd Songster SIU Edwardsville / Southern Colo.

DII National Player of the Year: Chris Umphres, Central Missouri State

DII National Pitcher of the Year: Kris Sutton, Tampa

NCAA Division II Region Coaches of the Year

North Atlantic: Matt Royer, Kutztown

North Central: Gary Collins, SIUE

South Central: Mike Kinnison, Delta State

South: Joe Urso, Tampa

Northeast: Jim Stone, UMass-Lowell

Central: Brad Hill, Central Missouri St.

South Atlantic: Dusty Rhodes, North Fla.

West: Charlie Migl, St. Mary's

DII National Coach Of The Year: Charlie Migl, St. Mary's



2001 South Atlantic Region Team

First Team

Pos.	Name	School
1B	Kyle Nichols	Erskine
2B	Lloyd Turner	Kennesaw State
3B	Josh Stewart	Mount Olive
SS	Alfredo Lugo	GC&SU
INF	Donny Hood	Kennesaw State
C	Will Foskey	Augusta State
DH	Brad Bouras	Columbus State
OF	Rene Barreras	Belmont-Abbey
OF	Ricky Willis	North Florida
OF	Steve Wells	Mount Olive
OF	Tavis Cummings	USC Aiken
P	Matt Incinelli	North Florida
P	Tod Ewasko	North Florida
P	Andy Scott	Belmont-Abbey
P	Steve Pacheco	GC&SU
RP	Brad Reed	Kennesaw State

Second Team

Pos.	Name	School
1B	Chris Carr	GC&SU
2B	Brad Lane	Belmont-Abbey
3B	Ladd Hammond	Columbus State
SS	Brad Correll	Limestone
INF	Bo Counts	Kennesaw State
C	David Harriman	AASU
DH	Matt Candler	Coker
OF	Kirk Nordness	AASU
OF	LaRon Wilson	Longwood
OF	Matt May	Augusta State
OF	Ricky Booth	Mount Olive
P	Brian Rauch	North Florida
P	B.J. Brinkmeier	AASU
P	Tim Rall	St. Andrews
P	C.W. Webb	Pfeiffer
RP	Mike Wood	North Florida

South Region Position Player of the Year

Chris Carr, GC&SU

South Region Pitcher of the Year

Tod Ewasko, North Florida

South Region Coach of the Year

Dusty Rhodes, North Florida

NCAA II Regional Seedings, 1988-91




1988	1989	1990	1991
South Atlantic	South Atlantic	South Atlantic	South Atlantic
1-Armstrong State	1-Armstrong State	1-Armstrong State	1-Armstrong State
2-Columbus	2-Northern Kentucky	2-Columbus	2-Longwood
3-Norfolk State	3-Bellarmine	3-Northern Kentucky	3-North Alabama
4-Kentucky Wesleyan	South	South	South
South	1-Florida Southern	1-Florida Southern	1-Florida Southern
1-Florida Southern	2-Tampa	2-Rollins	2-Tampa
2-Tampa	3-Rollins	3-Tampa	3-Florida Tech
South Central	South Central	South Central	South Central
1-Delta State	1-North Alabama	1-Jacksonville State	1-Delta State
2-Central Missouri	2-Jacksonville State	2-Troy State	2-Jacksonville State
3-Troy State	3-Delta State	3-Missouri Southern State	3-Troy State
4-Jacksonville State	North Atlantic	North Atlantic	North Atlantic
Northeast	1-Slippery Rock	1-Indiana (PA)	1-Slippery Rock
1-U. Mass.-Lowell	2-Norfolk State	2-Philadelphia Textile	2-Mercyhurst
2-Quinnipiac	3-Shippensburg	3-Norfolk State	3-Shippensburg
3-New Haven	Northeast	Northeast	Northeast
4-Mansfield	1-New Haven	1-New Haven	1-American International
North Central	2-Springfield	2-Sacred Heart	2-U. Mass.-Lowell
1-Indiana (PA)	3-Adelphi	3-Merimack	3-Sacred Heart
2-Mankato State	North Central	North Central	North Central
3-St. Joseph's (IN)	1-Lewis	1-Lewis	1-St. Joseph's (IN)
4-Lewis	2-Mankato State	2-Mankato State	2-St. Cloud
West	3-Southern Indiana	3-Ferris State	3-SIU-Edwardsville
1-Cal. State-Sacramento	Central	Central	Central
2-Cal. Poly-Pomona	1-Central Missouri	1-SIU-Edwardsville	1-Missouri Southern State
	2-SIU-Edwardsville	2-Central Missouri	2-Central Missouri
	3-N. W. Missouri State	3-South Dakota State	3-Regis (CO)
	West	West	West
	1-Cal. State-Sacramento	1-Cal. State-Northridge	1-Cal. Poly-San Luis Obispo
	2-Cal. Poly-San Luis Obispo	2-UC-Riverside	2-Sonoma State
	3-San Francisco State	3-UC-Davis	3-UC-Riverside



AASU has had 70 All-Region players in the past 14 years

NCAA II Regional Seedings, 1992-97



1992	1993	1994	1995
<p>South Atlantic 1-Armstrong State 2-USC Aiken 3-Florida Tech</p> <p>South 1-Florida Southern 2-Tampa 3-Valdosta State</p> <p>South Central 1-Livingston 2-North Alabama 3-Columbus</p> <p>North Atlantic 1-Mansfield 2-Longwood 3-Shippensburg</p> <p>Northeast 1-Sacred Heart 2-Adelphi 3-Springfield</p> <p>North Central 1-Lewis 2-Southern Indiana 3-South Dakota State</p> <p>Central 1-Missouri Southern State 2-SIU-Edwardsville 3-Missouri-St. Louis</p> <p>West 1-Cal. State-San Luis Obispo 2-Sonoma State 3-UC-Riverside</p>	<p>South Atlantic 1-USC Aiken 2-Armstrong State 3-Francis Marion</p> <p>South 1-Tampa 2-Florida Atlantic 3-Rollins</p> <p>South Central 1-North Alabama 2-Troy State 3-Valdosta State</p> <p>North Atlantic 1-Slippery Rock 2-Mansfield 3-Longwood</p> <p>Northeast 1-New Haven 2-Springfield 3-Adelphi</p> <p>North Central 1-Southern Indiana 2-South Dakota State 3-North Dakota</p> <p>Central 1-Emporia State 2-Mesa State 3-Missouri-St. Louis</p> <p>West 1-UC-Davis 2-Cal. Poly-San Luis Obispo 3-Cal. Poly-Pomona</p>	<p>South Atlantic 1-Columbus 2-Armstrong State 3-Wingate</p> <p>South 1-Florida Southern 2-North Florida 3-Tampa</p> <p>South Central 1-Delta State 2-Central Oklahoma 3-Southern Colorado</p> <p>North Atlantic 1-Mansfield 2-Mercyhurst 3-Edinboro</p> <p>Northeast 1-St. Rose 2-Springfield 3-New Haven</p> <p>North Central 1-Lewis 2-Southern Indiana 3-Grand Valley State</p> <p>Central 1-Central Missouri 2-South Dakota State 3-Northern Colorado</p> <p>West 1-UC-Davis 2-Cal. State-Dominguez Hills 3-UC-Riverside</p>	<p>South Atlantic 1-Kennesaw State 2-Wingate 3-Georgia College</p> <p>South 1-North Florida 2-Florida Southern 3-Tampa</p> <p>South Central 1-Valdosta State 2-Delta State 3-North Alabama</p> <p>North Atlantic 1-Mansfield 2-Mercyhurst 3-Bloomsburg</p> <p>Northeast 1-U. Mass-Lowell 2-St. Rose 3-New Haven</p> <p>North Central 1-St. Joseph's (IN) 2-Ashland (OH) 3-Lewis</p> <p>Central 1-Central Missouri 2-Missouri Southern 3-South Dakota State</p> <p>West 1-UC-Riverside 2-San Francisco State 3-UC-Davis</p>
<p>1996</p> <p>South Atlantic 1-Kennesaw State 2-Columbus State 3-Mount Olive</p> <p>South 1-Florida Southern 2-Tampa 3-St. Leo</p> <p>South Central 1-Delta State 2-Abilene Christian 3-Wingate</p> <p>Northeast 1-New Haven 2-Adelphi 3-Merrimack</p> <p>North Central 1-St. Joseph's (IN) 2-Mercyhurst 3-Lewis</p> <p>West 1-UC Riverside 2-Southern Colorado 3-Cal. State Chico</p> <p>Central 1-Central Missouri State 2-Missouri-St. Louis 3-Mankato State</p> <p>North Atlantic 1-Shippensburg 2-Slippery Rock 3-West Virginia Wesleyan</p>	<p>1997</p> <p>South Atlantic 1-Kennesaw State 2-Mount Olive 3-Georgia Col.&St.</p> <p>South 1-Tampa 2-Florida Southern 3-North Florida</p> <p>South Central 1-North Alabama 2-Central Oklahoma 3-Elon</p> <p>North Atlantic 1-Shepherd 2-Mansfield 3-Slippery Rock</p> <p>Northeast 1-Adelphi 2-St. Rose 3-Mass-Lowell</p> <p>North Central 1-Mercyhurst 2-SIU-Edwardsville 3-Quincy</p> <p>Central 1-Central Missouri State 2-Mankato State 3-Pittsburg State</p> <p>West 1-Cal. State Chico 2-Fort Hays State 3-Mesa State</p>	 <p>Chris Tidwell earned All-America honors en route to helping the Pirates to their 1994 South Atlantic Regional championship and their third DII World Series berth.</p>	

AASU has had players sign professional contracts each of the past 20 seasons



NCAA II Regional Seedings, 1988-2001

1988

South Atlantic

- 1-Kennesaw State
- 2-**Armstrong Atlantic**
- 3-Mount Olive
- 4-Columbus State

South

- 1-Tampa
- 2-Presbyterian
- 3-Barry
- 4-Florida Southern

South Central

- 1-West Georgia
- 2-Texas A&M-Kingsville
- 3-Alabama-Huntsville
- 4-Tarleton State

North Atlantic

- 1-Millersville
- 2-Slippery Rock
- 3-West Virginia State
- 4-West Liberty

Northeast

- 1-Mass-Lowell
- 2-Queens
- 3-New Haven
- 4-Bryant

North Central

- 1-SIU-Edwardsville
- 2-Missouri-St. Louis
- 3-Indianapolis
- 4-St. Joseph's

Central

- 1-Central Missouri State
- 2-Winona State
- 3-Northern Colorado
- 4-Pittsburg State

West

- 1-Fort Hays State
- 2-Cal. State LA
- 3-Cal. State Chico
- 4-Sonoma State

1999

South Atlantic

- 1-North Florida
- 2-Mount Olive
- 3-Kennesaw State
- 4-**Armstrong Atlantic**

South

- 1-Florida Southern
- 2-Carson-Newman
- 3-Saint Leo
- 4-Savannah State

South Central

- 1-North Alabama
- 2-SE Oklahoma State
- 3-Delta State
- 4-Alabama-Huntsville

North Atlantic

- 1-Kutztown
- 2-West Virginia State
- 3-Slippery Rock
- 4-Shippensburg

Northeast

- 1-Mass-Lowell
- 2-Concordia
- 3-Adelphi
- 4-Merrimack

North Central

- 1-Quincy
- 2-Ashland
- 3-Indianapolis
- 4-St. Joseph's

Central

- 1-Central Missouri State
- 2-Minnesota State Mankato
- 3-Pittsburg State
- 4-Rockhurst

West

- 1-Mesa State
- 2-Sonoma State
- 3-Cal. State Chico
- 4-Fort Hays State

2000

South Atlantic

- 1-North Florida
- 2-Mount Olive
- 3-Georgia College & State
- 4-Kennesaw State

South

- 1-Tampa
- 2-Florida Southern
- 3-Gardner-Webb
- 4-Saint Leo

South Central

- 1-Abilene Christian
- 2-Delta State
- 3-SE Oklahoma State
- 4-Alabama-Huntsville

North Atlantic

- 1-West Virginia State
- 2-Shippensburg
- 3-Millersville
- 4-Slippery Rock

Northeast

- 1-Mass-Lowell
- 2-Stonehill
- 3-Concordia
- 4-Saint Rose

North Central

- 1-Mercyhurst
- 2-Saginaw Valley State
- 3-Ashland
- 4-Indianapolis

Central

- 1-Central Missouri State
- 2-Rockhurst
- 3-Winona State
- 4-Minnesota State Mankato

West

- 1-Cal. State Chico
- 2-Fort Hays State
- 3-Grand Canyon
- 4-Texas Wesleyan

2001

South Atlantic

- 1-North Florida
- 2-Kennesaw State
- 3-Georgia College & State
- 4-Belmont Abbey

South

- 1-Tampa
- 2-Lenoir-Rhyne
- 3-Wingate
- 4-Saint Leo

South Central

- 1-Abilene Christian
- 2-Delta State
- 3-Central Oklahoma
- 4-Alabama-Huntsville

North Atlantic

- 1-Kutztown
- 2-Slippery Rock
- 3-West Virginia State
- 4-Concord

Northeast

- 1-Mass-Lowell
- 2-New Haven
- 3-Concordia
- 4-Southern Conn. State

North Central


- 1-Indianapolis
- 2-Saginaw Valley State
- 3-SIU Edwardsville
- 4-Ashland

Central

- 1-Central Missouri State
- 2-Wayne State
- 3-Minnesota State Mankato
- 4-Missouri Southern State

West

- 1-Sonoma State
- 2-St. Mary's
- 3-Southern Colorado
- 4-New Mexico Highlands



The 1988 Armstrong State squad advanced to the NCAA Division II World Series and set NCAA Division II records for most grand slams in a season (9) and most home runs in an inning (5).



ASU is one of four teams that have been No. 1 regional seeds five times since 1988

Winningest DII Teams (Since 1983)



Wins (1983-2001)

1. Florida Southern	850
2. Armstrong Atlantic State	810
3. Southeastern Oklahoma St.	769
4. Tampa	714
5. USC Aiken	709
6. Georgia College & State	708
7. Lewis	704
8. Delta State	696
9. Kennesaw State	693
10. North Alabama	679
11. Grand Canyon	669
12. Columbus State	655
13. Central Missouri State	649
14. Emporia State	641
15. SIU-Edwardsville	631
16. Fort Hays State	618
17. Montevallo	616
18. North Florida	600
19. Valdosta State	595
20. Mansfield	575

Regional Appearances (1988-2001)

Tampa	13
Central Missouri State	12
Florida Southern	12
Armstrong Atlantic State	9
Delta State	9
New Haven	9
Slippery Rock	8
U. Mass.-Lowell	8
Kennesaw State	7
Lewis	7
Minnesota State Mankato	7
North Alabama	7
SIU-Edwardsville	7
Adelphi	6
Mansfield	6
Mercyhurst	6
North Florida	6
Shippensburg	6
St. Joseph's	6
* UC Riverside	6
Cal State Chico	5
Columbus State	5
Missouri Southern State	5
Mount Olive	5
Sonoma State	5
South Dakota State	5
Alabama-Huntsville	4
Ashland	4
Fort Hays State	4
Georgia College & State	4
Indianapolis	4
Missouri St. Louis	4
Springfield	4

Southern Indiana	4
Saint Leo	4
St. Rose	4
UC Davis	4
Wingate	4
* Troy State	4
* Jacksonville State	4
* Cal Poly SLO	4
Abilene Christian	3
Central Oklahoma	3
Longwood	3
Merrimack	3
Mesa State	3
Pittsburg State	3
Rollins	3
Southern Colorado	3
Valdosta State	3
West Virginia State	3
* Sacred Heart	3

Region Top Seeds (1988-2001)

Central Missouri State	9
Florida Southern	8
U. Mass.-Lowell	6
Armstrong Atlantic State	5
Tampa	5
Delta State	4
Lewis	4
North Alabama	4
North Florida	4
New Haven	4
Kennesaw State	3
Mansfield	3
St. Joseph's	3
Slippery Rock	3

* Denotes School Is Now Classified As NCAA Division I

Abilene Christian	2
Cal State Chico	2
Columbus State	2
Indiana (PA)	2
Kutztown	2
Mercyhurst	2
Missouri Southern State	2
UC Davis	2
SIU-Edwardsville	2
* Cal Poly SLO	2
* Sacramento State	2
* UC Riverside	2

Series Appearances (1988-2001)

Central Missouri State	8
Tampa	7
Lewis	5
New Haven	5
Adelphi	4
Florida Southern	4
Kennesaw State	4
SIU-Edwardsville	4
* Jacksonville State	4
Armstrong Atlantic State	3
CS Chico	3
Delta State	3
Mansfield	3
Slippery Rock	3
St. Joseph's	3
* Cal Poly SLO	3
Ashland	2
Missouri Southern	2
Missouri St. Louis	2
North Florida	2
Shippensburg	2
* UC Riverside	2



The 1989 squad was the No. 1 seed in the South Region and advanced to the DII College World Series.



AASU Teams In DII National Statistics

AASU Rankings In DII National Statistics (from 1988)

Batting

Year	Rank	Hits	At Bats	Avg.
1989	21st	654 (1st)	2035	.321
1990	4th	700 (2nd)	1956	.358
1992	27th	602 (3rd)	1906	.316
1993	4th	666 (2nd)	1971	.338
2001	17th	615 (14th)	1787	.344

Pitching

Year	Rank	G	IP	ER	ERA
1988	6th	54	477.2 (4th)	189	3.56
1989	3rd	60	514.2 (3rd)	168	2.94
1990	4th	56	490.2 (2nd)	157	2.88
1991	2nd	57	496.0 (2nd)	144	2.61
1992	1st	59	495.1 (3rd)	128	2.33
1993	2nd	59	502.0 (3rd)	150	2.69
1994	10th	66	567.2 (1st)	212	3.36
1995	17th	50	419.1 (20th)	159	3.41
1996	10th	54	511.0 (4th)	163	3.16
1998	8th	59	491.0 (4th)	226	4.14
1999	9th	56	469.2 (5th)	183	3.51
2000	17th	54	465.2 (10th)	199	3.85
2001	29th	53	442.2 (15th)	214	4.35

Fielding

Year	Rank	PO	Assists	Errors	Pct.
1989	6th	1544	794	89	.963
1990	16th	1472	710	91	.960
1991	3rd	1488	705	78	.966
1992	4th	1486	627	79	.964
1993	10th	1506	721	92	.960
1994	28th	1703	711	118	.953
1997	6th	1444	639	85	.961
1998	22nd	1473	593	88	.959
1999	8th	1409	558	74	.964
2000	19th	1397	553	81	.960

Scoring

Year	Rank	G	Runs	RPG
1988	1st	54	553 (2nd)	10.24
1989	2nd	60	541 (1st)	9.02
1990	1st	56	544 (1st)	9.71
1992	5th	59	502 (2nd)	8.51
1993	1st	59	565 (1st)	9.58
1994	14th	66	571 (3rd)	8.65

Slugging Percentage

Year	Rank	G	AB	TB	Slg. Pct.
1990	5th	56	1956	1074 (1st)	.549
1992	10th	59	1906	967 (2nd)	.507
1993	4th	59	1971	1034 (2nd)	.525
1994	25th	66	2198	1071 (4th)	.487

Doubles

Year	Rank	G	2B	Avg.
1990	1st	56	140 (1st)	2.50
1992	2nd	59	140 (1st)	2.37
1993	7th	59	136 (1st)	2.31
1994	NR	66	123 (5th)	1.86
2000	t30th	54	115 (19th)	2.13

Triples

Year	Rank	G	3B	Avg.
1990	4th	56	39 (1st)	0.70
1991	23rd	57	19 (10th)	0.33
1992	NR	59	18 (19th)	0.31
1993	31st	59	20 (6th)	0.34
1994	9th	66	38 (2nd)	0.58

Home Runs

Year	Rank	G	HR	Avg.
1992	6th	59	63 (5th)	1.07
1993	10th	59	64 (3rd)	1.08
1994	NR	66	55 (12th)	0.83

Stolen Bases

Year	Rank	G	SB-SBA	Avg.
1990	16th	56	125-160 (8th)	2.23
1991	18th	57	124-153 (6th)	2.18
1992	13th	59	142-169 (4th)	2.41
1993	NR	59	106-125 (13th)	1.80
1994	22nd	66	149-185 (10th)	2.26
2000	25th	54	110-138 (20th)	2.04

Double Plays

Year	Rank	G	DP	Avg.
1990	22nd	56	45 (10th)	0.80
1993	21st	59	51 (7th)	0.86
1994	13th	66	65 (1st)	0.98
1997	9th	58	63 (4th)	1.09
2000	28th	54	48 (t21st)	0.89

Win-Loss Percentage

Year	Rank	W-L	Pct.
1988	5th	42-13	.764
1989	7th	43-17	.717
1990	2nd	47- 9	.839
1991	26th	36-21	.632
1992	5th	45-13	.771
1993	1st	45-13	.771
1994	11th	50-15	.765
1999	13th	42-14	.750
2000	31st	37-17	.685
2001	18th	38-15	.717

Wins

Year	Rank	Wins
1988	5th	42
1989	3rd	43
1990	3rd	47
1991	5th	36
1992	2nd	45
1993	1st	45
1994	3rd	50
1998	14th	38
1999	11th	42
2000	23rd	37
2001	19th	38

AASU as NCAA II National Statistical Leaders:

- 1980 - Earned Run Average (2.23)
- 1988 - Final National Poll Ranking
- 1989 - Final National Poll Ranking
- 1989 - Most Runs (541)
- 1989 - Most Hits (654)
- 1990 - Runs, Average (9.71)
- 1990 - Most Run (544)
- 1990 - Doubles, Average (2.50)
- 1990 - Most Doubles (140)
- 1990 - Most Triples (39)
- 1990 - Most Total Bases (1,074)
- 1992 - Most Doubles (140)
- 1992 - Earned Run Average (2.33)
- 1993 - Most Runs (565)
- 1993 - Runs, Average (9.58)
- 1994 - Most Doubles Plays (65)



AASU spent 110 consecutive weeks in the Top 15 of the DII National Poll ('88-'94)

AASU Players In DII National Statistics



Hitting

Batting

Year Rank	Player	AB-Hits	Avg.
1990 33rd	Marv Ellis	79-195 (15th)	.405
1990 37th	Chad Armstrong	97-241 (4th)	.4025
1990 41st	Steve Russell	92-229 (15th)	.4017
1992 10th	Roman Miestowski	101-227 (2nd)	.445

Runs Batted In

Year Rank	Player	G	RBI	Avg.
1988 2nd	Mike Mitchener	53	82 (1st)	1.55
1992 3rd	Eric Chavez	59	82 (3rd)	1.39
1993 13th	John Booker	58	69 (3rd)	1.19
1993 16th	Chris Milisits	58	67 (4th)	1.16
1994 9th	Tony Kunka	65	86 (4th)	1.32

Home Runs

Year Rank	Player	G	HR	Avg.
1988 12th	Mike Mitchener	53	16 (8th)	0.30
1992 3rd	Eric Chavez	59	21 (1st)	0.36
1993 26th	John Booker	58	15 (10th)	0.26
1994 NR	Tony Kunka	65	15 (9th)	0.23
1999 18th	Travis Oglesby	56	19 (10th)	0.34

Triples

Year Rank	Player	G	3B	Avg.
1988 14th	Mike Mitchener	53	7 (7th)	0.13
1989 12th	Chad Armstrong	58	6 (7th)	0.10
1989 12th	Brad Squibb	58	6 (7th)	0.10
1990 6th	Chad Armstrong	56	9 (3rd)	0.16
1990 10th	Brad Squibb	56	8 (5th)	0.14

Doubles

Year Rank	Player	G	2B	Avg.
1993 24th	Chris Milisits	58	22 (2nd)	0.38

Runs

Year Rank	Player	G	R	Avg.
1990 3rd	Chad Armstrong	56	77 (2nd)	1.38
1990 4th	Brad Squibb	56	75 (4th)	1.34
1992 14th	Roman Miestowski	58	72 (4th)	1.24
1993 9th	Steve Young	58	72 (1st)	1.24
1993 18th	Jay Sheppard	59	69 (2nd)	1.17

Walks

Year Rank	Player	G	BB	Avg.
1990 8th	Jeff Hanna	50	43 (9th)	0.86
1990 9th	Brad Squibb	56	48 (3rd)	0.86
1990 18th	Chad Armstrong	56	44 (8th)	0.79
1993 5th	Steve Young	58	63 (1st)	1.09
1993 8th	John Booker	58	55 (3rd)	0.95
1994 9th	Deron Spink	65	61 (1st)	0.94
1994 20th	Tony Kunka	65	55 (2nd)	0.85
1995 20th	Mark Todd	50	45 (11th)	0.90
1999 18th	Travis Oglesby	56	48 (t8th)	0.86

Slugging Percentage

Year Rank	Player	AB	TB	Pct.
1992 11th	Eric Chavez	217	167 (2nd)	.770

Stolen Bases

Year Rank	Player	G	SB	Avg.
1988 9th	Calvain Culberson	54	42 (3rd)	0.78
1989 25th	Danny Moore	57	29 (13th)	0.51

Pitching

Earned Run Average

Year Rank	Player	IP	ER	ERA
1989 4th	Chuck Thompson	89.2	18	1.81
1989 16th	Mike Ewing	52.0	13	2.25
1989 22nd	Bill Schmidt	41.1	11	2.40
1990 27th	Paul Krafft	80.2	22	2.45
1991 2nd	Bill Schmidt	60.1	9	1.34
1991 21st	Mark Ewing	76.1	18	2.12
1992 3rd	Daryle Gavlick	100.0	13	1.17
1992 29th	Craig Bradshaw	63.2	16	2.26
1993 8th	Daryll Boyd	80.1	16	1.79
1993 36th	Gregg Thomas	91.1	27	2.66
1993 49th	Larry Vrtiska	63.1	20	2.84
1994 43nd	Clint Brooks	86.0	26	2.72
1995 39th	Doug Louthan	62.2	17	2.44
1996 3rd	Jeff Agard	78.0	9	1.04
1998 7th	Jeremy Wedel	114.0	26	2.05

Strikeouts per 9 innings

Year Rank	Player	IP	K's	Avg
1989 10th	Bill Schmidt	41.1	48	10.5
1989 14th	Mike Ewing	52.0	54	9.3
1990 15th	Rick Sawyer	71.1	76	9.6
1991 15th	Craig Bradshaw	77.2	82	9.5
1992 6th	Daryle Gavlick	100.0	124 (1st)	11.2
1993 13th	Daryll Boyd	80.1	88	9.9
1998 xxx	Jeremy Wedel	114.0	116 (4th)	xxx

Wins

Year Rank	Player	W-L
1988 4th	Bill Gearhart	12-3
1990 17th	Paul Krafft	10-1
1992 5th	Daryle Gavlick	11-1
1992 16th	Craig Bradshaw	9-1
1994 10th	Larry Vrtiska	11-2
1998 14th	Jeremy Wedel	10-2
1999 t10th	Adam Bernero	11-3
2000 t21st	Jason Ackley	10-2

Saves

Year Rank	Player	Saves
1990 4th	Mike Ewing	8
1991 7th	Bill Schmidt	7
1991 17th	Jon Boothe	5
1991 17th	Bret Donovan	5
1992 2nd	Russell Williams	8
1992 9th	Biddy Garza	6
1994 5th	Scot Donovan	8
1995 9th	Doug Louthan	8
1999 t3rd	Chris Humrich	10

Pirates as NCAA II National Statistical Leaders:













1986 - Charlie Broad, 26 2B (yr)
 1992 - Daryle Gavlick, 124 strikeouts (yr)
 1993 - Steve Young, 72 runs (yr)
 1993 - Steve Young, 63 walks (yr)
 1994 - Deron Spink, 61 walks (yr)



AASU Athletic Hall of Famers

Chuck Christopher was inducted into the AASU Athletic Hall of Fame on January 26, 2002, bringing the total number of baseball inductees to 13 - 12 former players and one coach.

Below is a capsule of all of the baseball AASU Athletic Hall of Famers (year of induction in parenthesis):

<p>Charlie Broad (1995) The only player to have his number retired (#13), Charlie concluded a four-year career in 1987 with 25 school records and still is the Pirates' all-time leader in career hits, runs scored and runs batted in.</p>		<p>Tommy Bumgardner (1999) AASU's all-time leader in innings pitched, Tommy's 11 career shutouts are still the second most in NCAA Division II history. AASU's second baseball All-America honoree, Tommy pitched from 1973-76.</p>	
	<p>Bobby Cannon (2000) Two-sport star (basketball) for the Pirates in 1966 and 1967, Bobby played third base and pitched for AASU in its first year of four-year competition, earning All-Conference honors in 1967.</p>		<p>Tommy Cannon (2000) Twin brother of Bobby, Tommy also played two sports for the Pirates in 1966-67. A left-handed pitcher with a devastating pickoff move, Tommy also earned All-Conference honors in 1967.</p>
<p>Chuck Christopher (2002) AASU's all-time strikeout leader, Christopher pitched from 1985-1987, facing primarily Division I competition, and compiled a 27-9 career record. He still holds eight AASU pitching records to this day.</p>		<p>Bill Gearhart (1997) The only AASU player to be drafted twice, Bill pitched for the Pirates in 1987 and 1988, compiling a 22-3 career record. He was the Big South Conference's Pitcher of the year in 1987 when he went 10-0.</p>	
	<p>Dana Harding (2001) The Pirates' most decorated power hitter, Dana played in 1987 and 1988 and still holds the AASU record for most home runs in a career (39) and season (28). DII All-America honoree in 1988.</p>		<p>Mark Mamalakis (2001) A 16-year-old freshman in 1970, Mark played four years for the Pirates and was the team MVP in 1971 and an NAIA All-District player in 1973. He still holds the record for steals in one game (7).</p>
<p>Steve McNeill (1998) AASU's first All-America baseball player, Steve earned honorable mention All-America honors in 1973 and still holds the school record for best batting average in a single season (.451, 1972).</p>		<p>Mike Mitchener (1996) The highest draft pick ever in AASU history, Mitchener left the Pirates as a junior in 1988 after being taken in the third round by the Chicago White Sox. First-team DII All-America honoree in 1988.</p>	
	<p>Danny Sims (1995) Two-sport star and President's Cup winner as a senior in 1968, leading the Pirates in hitting (.322). Danny played basketball and baseball while AASU made the transition from junior college to four-year school.</p>		<p>Dr. Roy Sims (1996) Long-time coach and administrator for Armstrong, Dr. Sims coached the baseball team from the late 50s to 1967, then served as the Athletic Director twice, from 1955-67 and 1977-86.</p>



Adam Bernero AASU's First Major Leaguer

The story has been well documented since his major league debut on August 1 against Anaheim - how Adam Bernero, a non-drafted senior from Armstrong Atlantic State signed a professional contract with scout Gary York on a napkin at Denny's



following the Pirates' elimination in the 1999 South Atlantic Regional in Jacksonville, Fla. But the first-team All-Region pitcher's rapid rise through the Detroit organization became the bigger story. Just 15 months after signing that napkin, Adam Bernero found himself starting a game in the major leagues.

Adam pitched 5.2 innings at Anaheim, in front of dozens of friends and family for the San Jose, Calif., native, holding the Angels to five hits and two runs while striking out five, including the game's leadoff hitter, Darin Erstad. Adam made four starts for the Tigers and pitched in 12 games overall in 2000, then after spending most of this past season in AAA Toledo following a shoulder injury, Bernero made it back into the bigs for five games of action in September of 2001.

Bernero has continued the AASU tradition of success in the professional ranks, including 13 players advancing to the next level of baseball in the past four seasons.



Adam Bernero's Career Major League Statistics

Year	W-L	ERA	IP	H	R	ER	BB	K
2000	0-1	4.19	34.1	33	18	16	13	20
2001	0-0	7.30	12.1	13	13	10	4	8
Total	0-1	4.81	48.2	46	31	26	17	28

Pirates Who Have Signed Professional Contracts

- Still Active

! - Reached Major Leagues

1982 Warren Bachmann	Drafted by Atlanta
1983 Keith Jones	Signed by Atlanta
1984 Mike Smicklas	Signed by Atlanta
1985 J.D. Scott	Signed by St. Louis
1986 Mickey Peyton	Drafted by Pittsburgh
Jim Falzone	Drafted by Milwaukee
1987 Bill Gearhart	Drafted by San Francisco
1988 Calvain Culberson	Drafted by Atlanta
Bill Gearhart	Drafted by Houston
Mike Mitchener	Drafted by Chicago (AL)
1989 Mark Wagenhauser	Signed by Pittsburgh
1990 Larry Owens	Drafted by Atlanta
Jeff Pasquale	Signed by St. Louis
Rick Sawyer	Signed by Cleveland
Steve Russell	Signed, Independent
Darren Lynam	Signed, Independent
1991 Bret Donovan	Signed by Boston
John Crowther	Drafted by Toronto
1992 Eric Chavez	Signed by Baltimore
Daryle Gavlick	Drafted by Chicago (NL)
Craig Bradshaw	Signed by Atlanta
1993 John Booker	Signed, Independent
Chris DeClue	Signed, Independent
1994 Matt Chambers	Signed, Independent
Scott Donovan	Drafted by Cleveland
Scott DeHaven	Signed, Independent
Tony Kunka	Signed, Independent
Chris Tidwell	Signed, Independent
1995 Richard Ernst	Signed by Texas
Mike Hopper	Signed, Independent
Sam DeAlba	Signed, Independent
Doug Louthan	Signed, Independent
1996 Kenny Hook	Signed, Independent
Michael Kleinpeter	Signed, Independent
1997 Scott Harrell	Signed by Cincinnati
1998 Doug Sessions #	Drafted by Houston
Jeremy Wedel #	Drafted by Philadelphia
Mark Copeland	Signed, Independent
1999 Travis Oglesby #	Drafted by Arizona
Chris Humrich #	Drafted by Montreal
Adam Bernero #!	Signed by Detroit
Quinn Uzelman	Signed, Independent
2000 Kevin Bullard	Signed by Arizona
Jason Olson #	Drafted by Los Angeles
Jimmy LaRose	Signed, Independent
Ray Castillo	Signed, Independent
2001 Bryan Beckmann #	Signed, Independent
Ross Koenig #	Signed by Detroit


Of the 1999 professional signees, Bernero was the second quickest to the Majors





AASU Sponsors

**The Armstrong Atlantic State
Athletic Department would
like to thank the following
sponsors for their support of
Pirate Athletics:**



AASU was the NCAA Division II national champion in team scoring in 1990 and 1993

Savannah & Tybee Island



Historic Savannah, Georgia, is located on the Atlantic Coast, at the confluence of the Savannah River and the Atlantic Ocean. Throughout its history, there has been one adjective consistently used to describe Savannah: beautiful.

The reason? There's something about the unique beauty of Savannah that cannot be forgotten. Streets with canopies of moss-laden trees are honored venues for scores of historic homes. The town squares that Savannah's founding father, James Oglethorpe, laid out as public meeting places are now treasured "pocket parks" located throughout the downtown area.

A renovated waterfront area serves as the hub for shopping and entertainment. Nearby sandy beaches draw streams of visitors with persistent cool breezes and the endless lure of the rolling sea. Finally, there's an indescribable - but readily discernible - feeling in the air that pervades Savannah, a kind of "laid back" approach to the world, a "rootedness" that makes living or working in Savannah an experience second to none.

By way of affirmation, *Le Monde*, the leading French newspaper, called Savannah "the most beautiful city in North America."

Savannah has recently captured the imagination of a nation through its history and its appearance in several feature films, including "Glory," "Forrest Gump," "Something to Talk About," "Midnight In The Garden of Good and Evil" and the 2000 hit film "The Legend of Bagger Vance" starring Will Smith and Matt Damon. As a result,



tourism has become one of the major industries - if not the leading industry - in the Savannah Area.

Savannah hosts over six million tourists each year. Tourism impacts the Savannah area by over \$634 million. The city boasts over 7,000 rooms and more than 100 restaurants as folks have learned that Savannah is more than just a convenient rest stop on the interstate to Florida.

The population in Savannah is roughly 130,000 and Chatham County is the fifth most populous county in the state of Georgia.

Savannah also sits centrally located to some of the southeast's finest beaches. Tybee Island, located less than 30 minutes from Armstrong Atlantic State's campus, offers six miles of unspoiled sands, tempting seafood and gracious accommodations. Resort areas

such as Hilton Head, South Carolina, are less than one hour away and provide even more relaxing getaway options.

Whether it's the lure of historical settings, the friendliness of a southern community or the beautiful climate of southeast Georgia, Savannah is the place for you.




Eric Chavez's 21 home runs in 1992 were the most hit by any D II player that year







All-American Honor Roll




Mike Mitchener
1988-1st Team-DH



Bill Gearhart
1988-1st Team-P



Dana Harding
1988-3rd Team-3B




Calvin Culberson
1988-HM-OF



Chad Armstrong
1989-1st Team-OF




John Middlebrooks
1989-HM-C



Steve Russell
1989-HM-2B



Brad Squibb
1989-HM-1B



Chuck Thompson
1989-HM-P



Chad Armstrong
1990-2nd Team-OF




Paul Krafft
1990-3rd Team-P




Steve Russell
1990-3rd Team-2B




Brad Squibb
1990-3rd Team-1B



John Middlebrooks
1990-HM-3B




Larry Owens
1990-HM-P




Eric Chavez
1991-3rd Team-3B




Bret Donovan
1991-HM-P



Pete Richter
1991-HM-OF



Bill Schmidt
1991-HM-P




Eric Chavez
1992-1st Team-3B



All-American Mike Mitchener was the first pick of the third round of the '88 draft


All-American Honor Roll



Daryle Gavlick
1992-1st Team-P



Roman Miestowski
1992-1st Team-1B




Steve Young
1992-2nd Team-OF




Chris Militsis
1993-2nd Team-C




Scott DeHaven
1993-3rd Team-OF



John Booker
1993-3rd Team-1B



Steve Young
1993-HM-OF




Daryll Boyd
1993-HM-P



Larry Vrtiska
1993-HM-P




Dave McLaughlin
1994-1st Team-OF




Tony Kunka
1994-3rd Team-OF



Chris Tidwell
1994-HM-P



Doug Louthan
1995-HM-P




Jeff Agard
1996-HM-P



Jeremy Wedel
1998- 3rd-P

South Atlantic Region MVP and 1988 First-Team All-American Mike Mitchener pitches the Pirates into the World Series over Columbus in 1988. Mitchener is also a member of the AASU Athletic Hall of Fame.



All-American Bill Gearhart was drafted in '87 (10th round) and '88 (12th round)





AASU Opponents



Bryant

Tues., Mar. 12 2:00 p.m.

Location: Smithfield, RI
Enrollment: 2,500
Nickname: Bulldogs
Colors: Black, Gold, White
Conference: Northeast 10
2001 Record: 30-20

Head Coach: Jon Sjogren
Phone: (401) 232-6397
SID: Chuck Sullivan
Phone: (401) 232-6072
Fax: (401) 232-6361
Web: www.bryant.edu
*Northeast-10 Runners Up
In 2001
Region Top 5 Last 4 Years*



Concord

Mon., Mar. 11 2:00 p.m.

Location: Athens, WV
Enrollment: 2,500
Nickname: Mountain Lions
Colors: Maroon and Gray
Conference: WVAC
2001 Record: 27-17

Head Coach: Kevin Garrett
Phone: (304) 384-5340
SID: Ron Macosko
Phone: (304) 384-5331
Fax: (304) 384-5117
Web: athletics.concord.edu
*2001 WVAC Champions
North Atlantic Regional
Participants*



Gannon

Sun., Mar. 3 2:00 p.m.
Wed., Mar. 6 2:00 p.m.

Location: Erie, PA
Enrollment: 3,400
Nickname: Golden Knights
Colors: Maroon, White, Gold
Conference: GLIAC
2001 Record: 11-32

Head Coach: Rick Iacobucci
Phone: (814) 871-5846
SID: Dan Teliski
Phone: (814) 871-7418
Fax: (814) 871-7794
Web: www.gannon.edu
*Gannon Returns Nine
Starters From 2001 And
Promoted Asst. Coach Rick
Iacobucci To Head Coach*



Grand Valley State

Thurs., Mar. 7 2:00 p.m.

Location: Allendale, MI
Enrollment: 16,000
Nickname: Lakers
Colors: Blue, White, Black
Conference: GLIAC
2001 Record: 35-18

Head Coach: Steve Lyon
Phone: (616) 895-3584
SID: Tim Nott
Phone: (616) 895-3249
Fax: (616) 895-3232
Web: www.gvsu.edu
*Tied School Record With 35
Wins In 2001 And Set
School Mark With 22
GLIAC Victories*



Hillsdale

Sat., Mar. 9 2:00 p.m.

Location: Hillsdale, MI
Enrollment: 1,200
Nickname: Chargers
Colors: Royal Blue & White
Conference: GLIAC
2001 Record: 15-33

Head Coach: Paul Noce
Phone: (517) 607-3146
SID: Dan Bisher
Phone: (517) 607-3172
Fax: (517) 607-3120
Web: www.hillsdale.edu
*Coach Noce Played In The
Majors For The Chicago
Cubs*



Kutztown

Thurs., Feb. 28 2:00 p.m.
Fri., Mar. 1 2:00 p.m.

Location: Kutztown, PA
Enrollment: 8,300
Nickname: Golden Bears
Colors: Maroon and Gold
Conference: PSAC
2001 Record: 38-19

Head Coach: Matt Royer
Phone: (610) 683-4063
SID: Josh Leiboff
Phone: (610) 683-4182
Fax: (610) 683-1379
Web: www.kutztown.edu
*Golden Bears Advanced To
2002 DII College World
Series For First Time In
School History*



NW Missouri St.

Tues., Mar. 5 2:00 p.m.

Location: Maryville, MO
Enrollment: 5,850
Nickname: Bearcats
Colors: Green and White
Conference: MIAA
2001 Record: 20-31

Head Coach: Darin Loe
Phone: (660) 562-1352
SID: Andy Seeley
Phone: (660) 562-1118
Fax: (660) 562-1582
Web: northwestbearcats.com
*NW Missouri State Has
Won Six MIAA Baseball
Titles In School History*



St. Andrews

Sat., Jan. 26 11:00 a.m.
Sun., Jan. 27 1:00 p.m.

Location: Laurinburg, NC
Enrollment: 750
Nickname: Knights
Colors: Royal Blue, White
Conference: CVAC
2001 Record: 25-27

Head Coach: Joe Critcher
Phone: (910) 277-5276
SID: Chris Mathes
Phone: (910) 277-5274
Fax: (910) 277-5272
Web: www.sapc.edu
*2001 CVAC Runners-Up
Sr. OF J.D. Vidal Hit .389
With 27 SBs As A Jr.*



Eight of AASU's 2002 Opponents advanced to the DII World Series in the last decade

AASU Opponents



St. Augustine's

Mon., Feb. 11 Noon
Thurs., Mar. 14 2:00 p.m.

Location: Raleigh, NC
Enrollment: 1,700
Nickname: Falcons
Colors: Blue and White
Conference: CIAA
2001 Record: 19-18

Head Coach: Rusheem Wynn
Phone: (919) 516-4470
SID: TBA
Phone: (919) 516-4229
Fax: (919) 828-9731
Web: www.st-aug.edu
*1999 Central Intercollegiate
Athletic Association
Champions*



SIU Edwardsville

Sun., Mar. 10 2:00 p.m.

Location: Edwardsville, IL
Enrollment: 12,000
Nickname: Cougars
Colors: Red and White
Conference: GLVC
2001 Record: 41-27

Head Coach: Gary Collins
Phone: (618) 650-2872
SID: Eric Hess
Phone: (618) 650-3608
Fax: (618) 650-2296
Web: www.siu.edu
*2002 College World Series
Participant
Seven Regionals And Four
World Series Since 1988*



Tusculum

Fri., Feb. 1 2:00 p.m.
Sat. Feb. 2 11:00 a.m.
Sun., Feb. 3 Noon

Location: Greeneville, TN
Enrollment: 1,500
Nickname: Pioneers
Colors: Orange and Black
Conference: SAC
2001 Record: 29-24

Head Coach: Doug Jones
Phone: (423) 636-7322
SID: Dom Donnelly
Phone: (423) 636-7326
Fax: (423) 636-7370
Web: www.tusculum.edu
*Senior OF Casey Taylor
Led Team With .380 BA And
Set School Record With 22
Doubles*



Valdosta State

Tues., Apr. 9 3:30 p.m.
@ Tues., Apr. 16 5:00 p.m.

Location: Valdosta, GA
Enrollment: 8,650
Nickname: Blazers
Colors: Red and Black
Conference: Gulf South
2001 Record: 35-22

Coach: Tommy Thomas
Phone: (912) 259-5562
SID: Steve Roberts
Phone: (912) 333-5890
Fax: (912) 333-5972
Web: www.valdosta.edu
*Coach Thomas Has 1,125
Wins In 34 Years, Tops
Among DII Active Coaches*



Wayne State

Sat., Mar. 2 2:00 p.m.

Location: Wayne, NE
Enrollment: 4,200
Nickname: Wildcats
Colors: Black and Gold
Conference: Northern Sun
2001 Record: 35-10

Coach: John Manganaro
Phone: (402) 375-7012
SID: Jeremy Phillips
Phone: (402) 375-7326
Fax: (402) 375-7271
Web: www.wsc.edu
*2001 NSIC Tournament
Champions
2001 Central Regional
Participants*



Peach Belt Conference Opponents



Augusta State

@ Sat., May 4 3:00 p.m.
@ Sun., May 5 12:30 p.m.

Location: Augusta, GA
Enrollment: 5,405
Nickname: Jaguars
Colors: Royal Blue, White
2001 Record: 28-24
Peach Belt: 11-19 / 8th

Head Coach: Skip Fite
Phone: (706) 731-7917
SID: Eva McGillivray
Phone: (706) 731-7925
Fax: (706) 737-7719
Web: www.aug.edu/athletics
*The Jaguars' 28-24 Record
In 2001 Was Their Best
Mark Since 1986*



Columbus State

@ Sat., Mar. 23 3:00 p.m.
@ Sun., Mar. 24 1:00 p.m.

Location: Columbus, GA
Enrollment: 5,000
Nickname: Cougars
Colors: Red, White & Blue
2001 Record: 37-19
Peach Belt: 15-15 / 6th

Head Coach: Greg Appleton
Phone: (706) 568-2444
SID: Mike Peacock
Phone: (706) 569-3434
Fax: (706) 569-3435
Web: athletics.colstate.edu
*12 Seniors Led The
Cougars, Who Are Ranked
No. 11 In The Preseason*

AASU plays 18 games in 2002 against teams that appear in the preseason rankings





Peach Belt Conference Opponents



Francis Marion

@ Sat., Apr. 6 3:00 p.m.
Sun., Apr. 7 1:00 p.m.

Location: Florence, SC
Enrollment: 3,513
Nickname: Patriots
Colors: Red, White & Blue
2001 Record: 24-27
Peach Belt: 9-21 / 10th

Head Coach: Art Inabinet
Phone: (803) 661-1242
SID: Michael Hawkins
Phone: (803) 661-1222
Fax: (803) 661-1219
Web: www.fmarion.edu
Seven Pitchers Return From The 2001 Staff That Ranked 13th Nationally In ERA



Georgia C&SU

Sat., Apr. 26 3:00 p.m.
Sun., Apr. 27 1:00 p.m.

Location: Milledgeville/GA
Enrollment: 5,000
Nickname: Bobcats
Colors: Green and Blue
2001 Record: 41-18
Peach Belt: 20-10 / 3rd

Head Coach: Steve Mrowka
Phone: (478) 445-5319
SID: Brad Muller
Phone: (478) 445-1779
Fax: (478) 445-1790
Web: www.gcsu.edu
GC&SU Has Been Ranked In 7 Of Last 8 Years #6, #30, x, #7, #30, #2, #14, #10



Kennesaw State

Sat., Apr. 20 1:00 p.m.
Sun., Apr. 21 Noon

Location: Kennesaw, GA
Enrollment: 12,861
Nickname: Owls
Colors: Black and Gold
2001 Record: 45-15
Peach Belt: 21-9 / 2nd

Head Coach: Mike Sansing
Phone: (770) 423-6264
SID: Mark Toma
Phone: (770) 499-3217
Fax: (770) 499-3168
Web: www.ksuowls.com
KSU Made Its Seventh Straight NCAA Regional Appearance In 2001



Lander

Sat., Feb. 19 2:00 p.m.
Sun., Feb. 10 Noon

Location: Greenwood, SC
Enrollment: 2,900
Nickname: Senators
Colors: Royal Blue & Gold
2001 Record: 33-18
Peach Belt: 18-12 / 14th

Head Coach: Rusty Stroupe
Phone: (864) 388-8961
SID: Bob Stoner
Phone: (864) 388-8962
Fax: (864) 388-8889
Web: www.lander.edu
Lander Finished The 2001 Season Ranked No. 18 In The Final DII Poll



North Florida

Sat., Mar. 16 Noon
Sun., Mar. 17 1:00 p.m.

Location: Jacksonville, FL
Enrollment: 13,500
Nickname: Ospreys
Colors: Navy Blue & Gray
2001 Record: 47-17
Peach Belt: 25-5 / 1st

Head Coach: Dusty Rhodes
Phone: (904) 620-2556
SID: B.J. Sohn
Phone: (904) 620-4025
Fax: (904) 620-2836
Web: www.unf.edu
UNF Finished Third At The DII World Series And Is Preseason Ranked No. 1



UNC Pembroke

Sat., Feb. 16 Noon
Sun., Feb. 17 1:00 p.m.

Location: Pembroke, NC
Enrollment: 3,100
Nickname: Braves
Colors: Black and Gold
2001 Record: 27-26
Peach Belt: 10-20 / 9th

Head Coach: Paul O'Neil
Phone: (910) 521-6498
SID: Pamela Mason
Phone: (910) 521-6371
Fax: (910) 521-6551
Web: www.uncp.edu
The Braves' 27-26 Record Was The School's First Winning Mark Since 1992



USC Aiken

@ Fri., Mar. 29 6:00 p.m.
@ Sat., Mar. 30 1:00 p.m.

Location: Aiken, SC
Enrollment: 3,200
Nickname: Pacers
Colors: Cardinal & White
2001 Record: 30-25
Peach Belt: 14-16 / 7th

Head Coach: Ken Thomas
Phone: (803) 641-3410
SID: Brad Fields
Phone: (803) 641-3252
Fax: (803) 641-3759
Web: www.usca.sc.edu
USC Aiken Won 30 Games In 2001 For The First Time Since 1996



USC Spartanburg

Sat., Apr. 13 3:00 p.m.
Sun., Apr. 14 1:00 p.m.

Location: Spartanburg, SC
Enrollment: 4,000
Nickname: Rifles
Colors: Green, Black, White
2001 Record: 12-42
Peach Belt: 4-26 / 11th

Head Coach: Matt Fincher
Phone: (864) 503-5135
SID: Bill English
Phone: (864) 503-5129
Fax: (864) 503-5127
Web: www.uscs.edu
USCS Set Several PBC Records In Their 27-14 Win Over Regional Participant Belmont Abbey In 2001



The Peach Belt has five teams ranked in the 2002 DII Top 30 Preseason Poll

The Peach Belt Conference



The Peach Belt Conference recently concluded its first decade of competition as the 2000-2001 athletic year marked the 10th season of existence.

In its short history the league has established itself as one of the premiere Division II conferences in the country.

The 1999-2000 season was no exception with Lander University bringing home its eighth consecutive NCAA Division II men's tennis national championship and Kennesaw State University advancing to the NCAA Division II softball finals. Peach Belt schools have now won 19 national championships and finished second 13 times in the past five years.

The seven charter members were Armstrong State College, Columbus College, Francis Marion College, Georgia College, Lander College, The University of South Carolina at Aiken, and The University of South Carolina at Spartanburg. The name Peach Belt Athletic Conference was adopted in January, 1990, then modified in the summer of 2000 with the dropping of the word 'Athletic' to its current name, the Peach Belt Conference.

Augusta College applied and was accepted in November, 1990, with the effective date of membership on July 1, 1991. Another college joined the Peach Belt on July 1, 1992, when Pembroke (N.C.) State University officially became



a member. Kennesaw State University located in Marietta, GA, became the tenth full member of the conference on July 1, 1994. The league accepted its 11th member when Clayton State College, located in Morrow, GA., was accepted in June 1995.

Armstrong Atlantic State has fared very well in the Peach Belt, capturing conference championships in baseball, men's basketball, men's and women's tennis and softball. The AASU men's basketball team captured its second-ever PBC championship in 2000-2001 and last year, four AASU student-athletes were named PBC Players of the Year in their respective sports - Sarah Haynes (volleyball), Robert Campbell (men's basketball), Zsofi Golopencza (women's tennis) and Blaise Tribolet (men's tennis).

Former Augusta College basketball coach and athletic director Marvin Vanover was named the interim commissioner in April, 1990, and served in that capacity until his appointment as the conference's first full-time commissioner in July, 1991. The conference has established an office in Augusta, GA, which houses the commissioner and his staff.

Peach Belt National Champions

Men's Baseball	
Kennesaw State	1994*
Kennesaw State	1996
Men's Golf	
Columbus College	1992
Columbus College	1994
Columbus State	1997
Men's Tennis	
Lander University	1991*
Lander University	1992*
Lander University	1993
Lander University	1994
Lander University	1995
Lander University	1996
Lander University	1997
Lander University	1998
Lander University	1999
Lander University	2000
Women's Tennis	
Armstrong State	1995
Armstrong State	1996
Women's Softball	
Kennesaw State	1995
Kennesaw State	1996

* Denotes NAIA Champion

Address: P.O. Box 204290
Augusta, GA 30917-4290
Founded: December 3, 1989
Phone Number: (706) 860-8499
Fax Number: (706) 650-8113
Website: www.peachbelt.com

Commissioner: Marvin Vanover
Media Relations: Ken Gerlinger
Admin. Asst.: Susan Curwen

Peach Belt Conference Quick Facts



AASU is the second-winningest team in the Peach Belt with 393 wins since 1992





2001 Peach Belt Conference Standings

2001 Peach Belt Conference Final Standings

School	PBC	Home	Away	Overall	Home	Away	Neutral
North Florida	25-5 .833	12-3	13-2	47-17 .734	25-10	20-4	2-2
Kennesaw State	21-9 .700	10-5	11-4	45-15 .750	25-8	16-7	4-0
GC&SU	20-10 .667	9-6	11-4	41-18 .695	24-6	16-10	1-2
Armstrong Atlantic State	18-12 .600	9-6	9-6	38-15 .717	29-8	9-7	0-0
Lander	18-12 .600	11-4	7-8	33-18 .647	23-7	10-11	0-0
Columbus State	15-15 .500	9-6	6-9	37-19 .661	23-8	14-11	0-0
USC Aiken	14-16 .467	10-8	4-8	30-25 .545	22-12	7-12	1-1
Augusta State	11-19 .367	7-8	4-11	28-24 .538	20-13	8-11	0-0
UNC Pembroke	10-20 .333	5-10	5-10	27-26 .509	17-13	10-13	0-0
Francis Marion	9-21 .300	4-11	5-10	24-27 .471	15-14	9-13	0-0
USC Spartanburg	4-26 .133	2-13	2-13	12-42 .222	6-24	6-18	0-0

2001 Peach Belt Conference Statistical Leaders

Batting				RBI			Strikeouts			IP		SO		K/9			
Chris Carr, GCSU	193	80	.415	Brad Bouras, CSU	54	67	1.24	Jeremy Ward, UNCP	81.1	95	10.51						
Kirk Nordness, AASU	204	80	.392	Chris Carr, GCSU	57	66	1.16	Nat Stoner, FMU	70.0	80	10.29						
Tavis Cummings, USCA	191	74	.387	Alfredo Lugo, GCSU	59	67	1.14	Mike Wood, UNF	80.1	82	9.19						
Bo Counts, KSU	213	81	.380	Donny Hood, KSU	59	66	1.12	Zach Conrad, USCA	93.0	94	9.10						
Matt May, ASU	193	73	.378	Bo Counts, KSU	60	63	1.05	Carlos Berdecia, UNCP	94.0	93	8.90						
Matt Easterwood, AASU	164	62	.378	Gary Lee, LU	51	54	1.06	B.J. Brinkmeier, AASU	101.1	97	8.61						
Alfredo Lugo, GCSU	225	85	.378	David Harriman, AASU	53	53	1.00	Carson Wiggins, GCSU	91.1	85	8.38						
Donny Hood, KSU	227	85	.374	Andrew Ginther, CSU	42	42	1.00	David Lee, LU	63.0	58	8.29						
Brad Bouras, CSU	187	70	.374	Ricky Willis, UNF	61	58	0.95	Jeff Hewatt, KSU	72.0	62	7.75						
Ladd Hammond, CSU	183	68	.372					Mark Smith, GCSU	102.2	88	7.64						
Home Runs				Doubles			Wins			IP		W-L		PCT.			
Donny Hood, KSU	59	19	0.32	Lloyd Turner, KSU	60	23	0.38	Brad Reed, KSU	58.1	14-1	.933						
Brad Bouras, CSU	54	15	0.28	Chris Cooper, ASU	50	18	0.36	Tod Ewasko, UNF	142.1	14-3	.824						
Chris Carr, GCSU	57	15	0.26	Kirk Nordness, AASU	53	18	0.34	Brian Rauch, UNF	111.0	14-3	.824						
David Gillespie, USCA	53	14	0.26	Tavis Cummings, USCA	54	18	0.33	Matt Incinelli, UNF	121.1	12-1	.923						
Bo Counts, KSU	60	15	0.25	Nolan Graham, FMU	51	17	0.33	Steve Pacheco, GCSU	81.2	10-1	.909						
Ben Johanning, UNF	48	11	0.23	Chris Boalen, AASU	53	17	0.32	Brian Waack, LU	89.2	9-3	.750						
Ricky Erwin, LU	51	11	0.22	Bo Counts, KSU	60	19	0.32	Brad Basham, KSU	68.2	8-2	.800						
Ricky Willis, UNF	61	13	0.21	Ladd Hammond, CSU	54	17	0.32	B.J. Brinkmeier, AASU	101.1	8-3	.727						
Beau Edwards, GCSU	56	10	0.18	Jamie Corr, ASU	50	16	0.32	7 tied with 7									
Gary Lee, LU	51	9	0.18	Will Foskey, ASU	49	15	0.31										
				Jerry Honeycutt, FMU	51	16	0.31										
Triples				Stolen Bases			Saves			IP		ERA		Svs			
Matt May, ASU	50	9	0.18	Gary Harris, GCSU	59	30-35	0.51	Mike Wood, UNF	80.1	4.59	16						
Gary Harris, GCSU	59	7	0.12	Chris Gilstrap, CSU	56	25-26	0.45	Jamie Tricoglou, KSU	36.0	4.00	9						
Chris Gilstrap, CSU	56	6	0.11	Clint Keown, USCA	49	24-28	0.49	Will Anderson, GCSU	34.1	4.19	4						
Jesse Collins, UNF	60	5	0.08	Taylor Groce, CSU	41	17-21	0.42	Andrew Moss, AASU	32.2	2.48	4						
Josh Allen, FMU	51	4	0.08	Alfredo Lugo, GCSU	59	23-29	0.39	Mark Ray, LU	62.1	2.74	4						
Nolan Graham, FMU	51	4	0.08	Will Martin, GCSU	45	17-18	0.38	Augi Rodriguez, ASU	15.0	0.00	3						
John Graham, ASU	48	4	0.08	Lloyd Turner, KSU	60	22-27	0.37	Brad Hill, UNCP	59.0	5.95	3						
				Justin Demant, CSU	45	16-21	0.36	Brad Reed, KSU	58.1	2.62	3						
				Adam Friede, UNCP	52	17-22	0.33	Andy Mitchell, USCA	17.2	4.08	3						
				Louis Mackie, ASU	49	16-20	0.33	David Lee, LU	63.0	5.43	3						
Earned Run Average				GP			W-L			IP		R		ER		ERA	
Ben Genrich, KSU	15	7-1	79.1	35	24	2.72											
Mark Ray, LU	22	6-2	62.1	23	19	2.74											
Tod Ewasko, UNF	22	14-3	142.1	61	44	2.78											
Matt Incinelli, UNF	21	12-1	121.1	57	43	3.19											
Bubba Strickland, FMU	10	6-1	53.0	32	19	3.23											
Kyle Lucas, FMU	12	3-5	69.2	31	25	3.23											
B.J. Brinkmeier, AASU	15	8-3	101.1	50	39	3.46											
Ricky Buffkin, ASU	12	5-5	72.1	39	28	3.48											
Steve Pacheco, GCSU	18	10-1	81.2	38	32	3.53											
Mark Smith, GCSU	15	7-3	103.2	50	41	3.56											



Pirate hurler Jeff Agard had a 1.04 ERA in 1996, leading the Peach Belt Conference

Peach Belt Conference Year-By-Year



1992

Team	PBC	W-L
1. <i>Armstrong State</i> #	11-1-1	45-13-1
2. USC Aiken #	10-2-1	45-15-1
3. USC Spartanburg	7-8	20-22
4. Columbus #	6-9	32-23
5. Augusta	5-10	25-26
6. Georgia College	3-12	24-29
* Francis Marion	0-0	30-13

* Not eligible for conference title
NCAA tournament participant

All-PBC

- 1B *Roman Miestowski, ASC*
- 2B Chris Hodge, AC
- 3B *Eric Chavez, ASC*
- SS Ronnie Barnes, AC
- DH Jamie Miller, AC
- C Dave Hieb, USCA
- OF Rob Holderbaum, USCA
- Pete Richter, ASC*
Doug Ternik, CC
- Steve Young, ASC*
- UI Chris Dorsey, USCA
- P *Daryle Gavlick, ASC*
Rusty Kea, GC
Keith Linebarger, CC
Sam McCollum, USCA

Player of the Year

Eric Chavez, ASC

Pitcher of the Year

Daryle Gavlick, ASC

Coach of the Year

Joe Roberts, ASC

1992

Player of the Week

- Mar 18 Rusty Kea, GC
- Mar 25 *Mark Ewing, ASC*
- Apr 1 Shane Johnson, USCS
- Apr 7 *Eric Chavez, ASC*
- Apr 15 *Roman Miestowski, ASC*
- Apr 22 Dave Hieb, USCA
- Apr 29 *Eric Chavez, ASC*
- May 7 *Eric Chavez, ASC*



1993

Team	PBC	W-L
1. <i>Armstrong State</i> #	14-3-1	45-13-1
2. USC Aiken #	13-7	46-18
3. Francis Marion #	13-8	28-15
4. Columbus	10-8	22-25
5. Augusta	9-11	26-26
6. Georgia College	7-13	20-26
7. Pembroke State	7-14	23-30
8. USC Spartanburg	4-13-1	15-25-1
* Kennesaw State	0-0	36-16

* Not eligible for conference title
NCAA tournament participant

All-PBC

- 1B *John Booker, ASC*
- 2B Chris Hodge, AC
- 3B Tom Estep, FMU
- SS Doug Ternik, CC
- DH Ty Stott, USCS
- C *Chris Milisits, ASC*
- OF *Steve Young, ASC*
Scott DeHaven, ASC
Kurt Venneman, USCA
Ed Evans, CC
- UI Steve Wilfing, FMU
- P Bryan Ward, USCA
- Daryll Boyd, ASC*
Chris Locane, FMU
Tony Locey, CC

Player of the Year

Chris Hodge, AC

Pitcher of the Year

Daryll Boyd, ASC

Coach of the Year

Gary Gilmore, USCA

1993

Player of the Week

- Mar 15 *John Booker, ASC*
- Mar 22 *John Booker, ASC*
- Mar 29 Chris Hodge, AC
- Apr 5 *Angel Vega, ASC*
- Apr 12 Steve Wilfing, FMU
- Apr 19 Mike Sullivan, GC

Pitcher of the Week

- Mar 15 Steve Lee, USCA
- Mar 22 Chris Locane, FMU
- Mar 29 Rusty Kea, GC
- Apr 5 Jack Baldwin, PSU
- Apr 12 Jim Ridenour, PSU
- Apr 19 Antone Brooks, FMU

1994

Team	PBC	W-L
1. USC Aiken	16-5	35-22
2. <i>Armstrong State</i> #	15-6	50-15-1
3. Georgia College	14-7	40-18-1
4. Columbus #	11-10	35-23
5. Augusta	10-11	22-30
6. Francis Marion	8-13	14-22
7. Pembroke State	7-14	20-24
8. USC Spartanburg	3-18	14-30
* Kennesaw State	0-0	48-14

* Not eligible for conference title
NCAA tournament participant

All-PBC

- 1B Danny O'Rourke, GC
- 2B Adam Riggs, USCA
- 3B Keith Daugherty, CC
- SS Paul Hibbitts, GC
- DH *Tony Kunka, ASC*
- C Derrick Roadcap, FMU
- OF Tarry Stokes, AC
Brett Thees, CC
Jason Westbrook, USCS
- UI *Dave McLaughlin, ASC*
- UI Brian Simpson, USCS
- P *Chris Tidwell, ASC*
Steve Shimp, GC
Tim Trawick, CC
Gary White, USCA

Player of the Year

Adam Riggs, USCA

Pitcher of the Year

Tim Trawick, CC

Coach of the Year

Steve Mrowka, GC

1994

Player of the Week

- Feb 14 *Deron Spink, ASC*
- Feb 21 Chip Fiscofer, GC
- Mar 9 Danny O'Rourke, GC
- Mar 16 Tarry Stokes, AC
- Mar 23 Tarry Stokes, AC
- Mar 30 Jason Westbrook, USCS
- Apr 6 Carlos Otero, USCA
- Apr 13 Steve Meyer, KSC
- Apr 20 *John Wilson, ASC*

Pitcher of the Week

- Feb 14 *Chris Tidwell, ASC*
- Feb 21 Brian Treudler, USCS
- Mar 9 *Scot Donovan, ASC*
- Mar 16 Mason Rose, AC
- Mar 23 Chad McLamb, FMU
- Mar 30 Steve Shimp, GC
- Apr 6 *Chris Tidwell, ASC*
- Apr 13 Mike Zambrano, USCA
- Apr 20 Tim Trawick, CC

Deron Spink was hit by 30 pitches in 1994, an NCAA DII Single-Season record





Peach Belt Conference Year-By-Year

1995

Team	PBC	W-L
1. Kennesaw State #	19-4	43-14
2. Georgia College #	17-6	49-19-1
3. Columbus	14-10	39-21
<i>Armstrong State</i>	14-10	27-23
USC Aiken	14-10	34-24
6. Francis Marion	12-12	26-16
7. Augusta	7-17	15-36
8. Pembroke State	6-16	20-26
9. USC Spartanburg	2-20	10-31

NCAA tournament participant

All-PBC

1B Chris Grady, GC
2B Darrell Baggett, KSC
3B Keith Daugherty, CC
SS Dustin Sands, FMU
DH Jason Westbrook, USCS
C Ryan Coe, KSC
OF Tarry Stokes, AC
Brett Thees, CC
Greg Winters, GC
Ceano Truesdale, USCA
UI Mike Terciera, GC
P Chris McKnight, KSC
Tim Trawick, CC
Kris Hale, PSU
Johnny Whited, GC

Player of the Year

Ryan Coe, KSC

Pitcher of the Year

Chris McKnight, KSC

Coach of the Year

Mike Sansing, KSC

1995

Player of the Week

Feb 27 Ryan Coe, KSC
Mar 13 Ryan Coe, KSC
Mar 21 Ryan Coe, KSC
Mar 29 Ricky DeSana, USCA
Apr 5 Keith Daugherty, CC
Apr 12 Dusty DeVore, CC
Apr 19 Tarry Stokes, AC
Apr 26 Matt Mathews, CC
May 3 Chris Grady, GC

Pitcher of the Week

Feb 27 Kris Hale, PSU
Mar 13 Tim Trawick, CC
Mar 21 Johnny Whited, GC
Mar 29 Jason Hucks, USCA
Apr 5 David Curley, GC
Apr 12 Chris McKnight, KSC
Apr 19 <i>Mike Hopper, ASC</i>
Apr 26 Tim Trawick, CC
May 3 Brett Thees, CC

1996

Team	PBC	W-L
1. Columbus College #	18-5	38-10
2. Kennesaw State #	17-6	39-14
3. Armstrong State	13-9	31-23
4. Georgia College #	12-11	34-21
5. USC Aiken	10-14	32-23
6. Pembroke State	10-14	24-24
7. Francis Marion	8-13	16-21
8. USC Spartanburg	9-15	18-28
9. Augusta College	7-17	20-30

NCAA tournament participant

All-PBC

1B Dusty DeVore, CC
2B Chris Grady, GC
3B Jason Backus, GC
SS Marty Richburg, CC
DH Brian Autry, FMU
C Chris Halliday, KSC
OF Brandon O'Hearn, CC
Greg Winters, GC
Ceano Truesdale, USCA
Kevin Parker, FMU
P Jason Childers, KSC
P Jeff Agard, ASC
P Rodney Stevenson, CC
P Matt Johnson, USCA

Player of the Year

Brandon O'Hearn, CC

Pitcher of the Year

Jason Childers, KSC

Coach of the Year

Chip Reese, CC

1996

Player of the Week

Feb 14 Greg Winters, GC
Feb 21 Ryan Girard, AC
Mar 6 Matt Dover, USCS
Mar 14 Chris Halliday, KSC
Mar 20 Mike Faehrich, USCA
Mar 27 Ceano Truesdale, USCA
Apr 3 Dusty DeVore, CC
Apr 10 Jason Backus, GC
Apr 17 Davis Port, CC
Apr 24 <i>Jeff Agard, ASC</i>
May 1 Brandon O'Hearn, CC

Pitcher of the Week

Feb 14 Scotty Smith, AC
Feb 21 Quinn Collins, GC
Mar 6 Jeff Agard, ASC
Mar 14 Jason Childers, KSC
Mar 20 Jeff Agard, ASC
Mar 27 Matt Johnson, USCA
Apr 3 Christian Hess, FMU
Apr 10 Rodney Stevenson, CC
Apr 17 Mell Bishop, PSU
Apr 24 Ben Wiggins, CC
May 1 Jason Childers, KSC

1997

Team	PBC	W-L
1. Kennesaw State #	19-4	47-14
2. Georgia C&SU #	18-6	41-24
3. Francis Marion	14-9	30-17
4. Columbus State	14-10	32-23
5. Armstrong Atlantic	10-14	33-25
6. UNC Pembroke	9-14	27-29
7. Augusta State	9-15	25-28
8. USC-Aiken	9-15	21-35
9. USC-Spartanburg	4-19	10-33

NCAA tournament participant

All-PBC

1B Dale Beasley, ASU
2B Chris Howard, GCSU
3B Jason Backus, GCSU
SS Marty Richburg, CSU
DH Steve Mitrovich, FMU
C Matt Mathews, CSU
OF Brannon Whatley, KSU
Richie Blankenship, GCSU
Ryan Peavey, GCSU
Burt Beatson, FMU
UI Seth LaFera, KSU
P Steven Padgett, ASU
Kevin Mobley, GCSU
Jeremy Haplin, FMU
Donnie Thomas, KSU

Player of the Year

Marty Richburg, CSU

Pitcher of the Year

Donnie Thomas, KSU

Freshman of the Year

Mike Ryan, USCS

Coach of the Year

Steve Mrowka, GCSU

1997

Player of the Week

Feb 19 Chad Mathis, CSU
Mar 5 Steve Mitrovich, FMU
Mar 12 Dale Beasley, ASU
Mar 19 Tory Tarlenton, ASU
Mar 26 Adam Wilson, AASU
Apr 2 Jason Backus, GCSU
Apr 9 Ryan Peavey, GCSU
Apr 16 Marty Richburg, CSU
Apr 23 Matt Griffin, AASU
Apr 30 Lee Carter, FMU
May 7 Brannon Whatley, KSU

Pitcher of the Week

Feb 19 Brian McDonald, CSU
Mar 5 Jerry Waller, FMU
Mar 12 Dan Wiggins, GCSU
Mar 19 Mark Copeland, AASU
Mar 26 Chip Cason, GCSU
Apr 2 Mark Copeland, AASU
Apr 9 Donnie Thomas, KSU
Apr 16 Donnie Thomas, KSU
Apr 23 Kevin Mobley, GCSU
Apr 30 Kevin Mobley, GCSU
May 7 Jason Childers, KSU



Brent Korn tied a NCAA Division II record with two grand slams in one game in 1988

Peach Belt Conference Year-By-Year



1998

1999

2000

Team	PBC	W-L
1. Kennesaw State #	27-1	61-5
2. North Florida	15-11	32-21
3. Georgia C&SU	16-12	31-26
4. Lander	15-12	24-28
5. Armstrong Atl. #	15-14	38-21
6. Francis Marion	15-14	23-24
7. Columbus State #	14-14	34-27
8. USC Aiken	13-16	27-25
9. Augusta State	11-16	23-25
10. UNC Pembroke	8-20	24-25
11. USC Spartanburg	5-24	13-39

NCAA tournament participant

All-PBC

1B Brad Bouras, CSU
2B Dustin Sands, FMU
3B Nathan Cothran, KSU
SS Bobby Jensen, USCA
DH Barry Mongello, FMU
C Andy Ysalgue, AASU
OF David Ruhr, AASU
Brannon Whatley, KSU
Aaron Fera, GCSU
Jason Jones, KSU
UI Johnny Pickens, CSU
P Jeremy Wedel, AASU
Dusty Keppen, KSU
Chris Bowen, KSU
Casey Bates, CSU

Player of the Year

Jason Jones, KSU

Pitcher of the Year

Jeremy Wedel, AASU

Freshman of the Year

Brad Bouras, CSU

Coach of the Year

Mike Sansing, KSU

1998

Player of the Week

Feb 17	Beau Whitenack, USCA
Mar 3	Nathan Cothran, KSU
Mar 11	Robbie Smith, ASU
Mar 18	David Ruhr, AASU
Mar 25	Andy Bast, GCSU
Apr 1	Nathan Cothran, KSU
Apr 8	Johnny Pickens, CSU
Apr 15	Antonio Evans, USCA
Apr 22	Kevin Jackson, UNF
Apr 29	Dustin Sands, FMU
May 6	Brannon Whatley, KSU

Pitcher of the Week

Feb 17	Casey Bates, CSU
Mar 3	Chris Bowen, KSU
Mar 11	Jonathan Aaron, LU
Mar 18	Quinn Uzelman, AASU
Mar 25	Trey Brasington, UNCP
Apr 1	Jeremy Wedel, AASU
Apr 8	Kevin Hierns, ASU
Apr 15	Gary Bohannon, KSU
Apr 22	Jeremy Wedel, AASU
Apr 29	Casey Bates, CSU
May 6	Jeremy Wedel, AASU

Team	PBC	W-L
1. North Florida #	22-8	43-17
2. Kennesaw State #	21-9	49-14
3. Columbus State	20-9	34-17
4. Armstrong Atl. #	19-9	42-14
5. Lander	18-12	33-15
6. Georgia C&SU	18-12	34-21
7. Augusta State	14-16	27-29
8. UNC Pembroke	8-20	23-26
9. Francis Marion	8-21	14-28
10. USC Aiken	8-22	20-32
11. USC Spartanburg	5-24	21-33

NCAA tournament participant

All-PBC

1B Brad Bouras, CSU
2B Willie Harris, KSU
3B Willie Carter, ASU
SS Josh Turner, LU
INF Lee McCool, UNF
DH Callahan Morden, USCS
C K. Kay, UNF; R. Cornett, CSU
UT Jason Lockhart, UNCP
OF Jason Jones, KSU
Matt Schneider, UNF
Aaron Fera, GCSU
Antonio Evans, USCA
JuJu Foreman, ASU
P Adam Bernero, AASU
Dusty Keppen, KSU
Jonathan Aaron, LU
T. Pierce, CSU; G. Perry, KSU

RP Chris Humrich, AASU

Player of the Year

Jason Jones, KSU

Pitcher of the Year

Tony Pierce, CSU

Freshman of the Year

Matt Incinelli, UNF

Coach of the Year

Dusty Rhodes, UNF

1999

Player of the Week

Feb 16	Kevin Bullard, AASU
Mar 2	Aaron Fera, GCSU
Mar 10	Matt Schneider, UNF
Mar 17	Brad Bouras, CSU
Mar 24	Jason Jones, KSU
Mar 31	Lee McCool, UNF
Apr 7	Jason Jones, KSU
Apr 14	Willie Carter, ASU
Apr 21	Jason Jones, KSU
Apr 28	Willie Harris, KSU
May 3	Brad Bouras, CSU

Pitcher of the Week

Feb 16	Adam Bernero, AASU
Mar 2	Anthony Marini, KSU
Mar 10	Stephen Stewart, UNF
Mar 17	Dana Reece, CSU
Mar 24	Tony Pierce, CSU
Mar 31	Marty Watson, FMU
Apr 7	Adam Bernero, AASU
Apr 14	Tony Pierce, CSU
Apr 21	Joey Williams, AASU
Apr 28	Anthony Marini, KSU
May 3	Dana Reece, CSU

Team	PBC	W-L
1. North Florida #	26-4	49-14
2. Georgia C&SU #	19-11	39-20
3. Columbus State	19-11	32-24
4. Kennesaw State #	18-12	38-20
5. Francis Marion	15-13	23-20
6. Armstrong Atlantic	15-15	37-17
7. USC Aiken	15-15	29-27
8. Lander	13-17	27-25
9. Augusta State	12-18	25-29
10. USC Spartanburg	6-24	13-40
11. UNC Pembroke	5-23	17-36

NCAA tournament participant

All-PBC

1B Brad Bouras, CSU
2B Lee McCool, UNF
3B Greg Labbe, UNF
SS Alfredo Lugo, GCSU
DH Chris Carr, GCSU
C K. Kay, UNF; T. Strange, ASU
UT K. Langley, FMU; R. Buffkin, ASU
OF Kyle Catrett, UNF
Travis Evans, KSU
Chris Clark, UNCP
J.P. Songin, GCSU
JuJu Foreman, ASU
P Matt Incinelli, UNF
Jason Burdette, CSU
Adam Horne, UNF
M. Smith, GCSU; L. Rodney, KSU
RP Jerrod Payne, UNF

Player of the Year

Brad Bouras, CSU

Pitcher of the Year

Matt Incinelli, UNF

Freshman of the Year

Travis Evans, KSU

Coach of the Year

Dusty Rhodes, UNF

2000

Player of the Week

Feb 15	Nolan Graham, FMU
Feb 22	Brad Bouras, CSU
Mar 8	Brad Bouras, CSU
Mar 15	J.P. Songin, GCSU
Mar 22	Juan Rodriguez, LU
Mar 29	Josh Corr, ASU
Apr 5	Travis Evans, KSU
Apr 12	Kyle Catrett, UNF
Apr 19	Lee McCool, UNF
Apr 26	Chris Carr, GCSU
May 2	Kevin Bullard, AASU

Pitcher of the Week

Feb 15	Joey Williams, AASU
Feb 22	Zach Conrad, USCA
Mar 8	Kyle Lucas, FMU
Mar 15	Steve Pacheco, GCSU
Mar 22	Lee Rodney, KSU
Mar 29	Matt Incinelli, UNF
Apr 5	Nate Cotton, KSU
Apr 12	Nat Stoner, FMU
Apr 19	Lee Rodney, KSU
Apr 26	Mike Wood, UNF
May 2	John Miniscalco, CSU

Jeremy Wedel is the only player to be Pitcher of the Week three times in one year





Peach Belt Conference

2001

Team	PBC	W-L
1. North Florida #	25-5	47-17
2. Kennesaw State #	21-9	45-15
3. GC&SU #	20-10	41-18
4. <i>Armstrong Atlantic</i>	<i>18-12</i>	<i>38-15</i>
5. Lander	18-12	33-18
6. Columbus State	15-15	37-19
7. USC Aiken	14-16	30-25
8. Augusta State	11-19	28-24
9. UNC Pembroke	10-20	27-26
10. Francis Marion	9-21	24-27
11. USC Spartanburg	4-26	12-42

NCAA tournament participant

All-IBC

- 1B Chris Carr, GCSU
- 2B Lloyd Turner, KSU
- 3B Ladd Hammond, CSU
- SS Alfredo Lugo, GCSU
- DH Brad Bouras, CSU
- C W. Foskey, ASU; D. Harriman, AASU
- UT D. Hood, KSU; Bo Counts, KSU
- OF *Kirk Nordness, AASU*
Ricky Willis, UNF
Matt May, ASU
Tavis Cummings, USCA
Travis Evans, KSU
- P Matt Incinelli, UNF
Tod Ewasko, UNF
B.J. Brinkmeier, AASU
S. Pacheco, GCSU; B. Rauch, UNF
- RP Brad Reed, KSU

Player of the Year

Chris Carr, GC&SU

Pitcher of the Year

Tod Ewasko, UNF

Freshman of the Year

Dustin Atkinson, KSU

Coach of the Year

Dusty Rhodes, UNF

2001

Player of the Week

- Feb 13 *Ryan Chromek, AASU*
- Feb 20 Jay Bayer, CSU
- Feb 27 Ben Johanning, UNF
- Mar 6 Alfredo Lugo, GCSU
- Mar 13 Chris Gilstrap, CSU
- Mar 20 Chris Carr, GCSU
- Mar 27 Chris Carr, GCSU
- Apr 3 Bo Counts, KSU
- Apr 10 *David Harriman, AASU*
- Apr 17 *David Harriman, AASU*
- Apr 24 Brad Bouras, CSU
- May 1 Donny Hood, KSU

Pitcher of the Week

- Feb 13 Zach Conrad, USCA
- Feb 20 Brian Rauch, UNF
- Feb 27 Tod Ewasko, UNF
- Mar 6 Buck Bradberry, CSU
- Mar 13 *B.J. Brinkmeier, AASU*
- Mar 20 Kyle Lucas, FMU
- Mar 27 Ben Genrich, KSU
- Apr 3 Kyle Lucas, FMU
- Apr 10 Andy Mitchell, USCA
- Apr 17 Mark Ray, Lander
- Apr 24 Zach Conrad, USCA
- May 1 Tod Ewasko, UNF

Overall Record

Team	W-L	PCT.
1. Kennesaw State	416-129	.763
2. North Florida	171-69	.713
3. Armstrong Atlantic	393-178	.688
4. Columbus State	340-215	.613
5. GC&SU	354-224	.612
6. Lander	117-86	.576
7. USC Aiken	319-248	.563
8. Francis Marion	228-203	.529
9. Augusta State	236-283	.455
10. UNC Pembroke	200-264	.431
11. USC Spartanburg	146-323	.311

PBC Record

Team	W-L	PCT.
1. Kennesaw State	142-45	.759
2. North Florida	88-28	.758
3. Armstrong Atlantic	144-93	.608
4. GC&SU	144-100	.579
5. Columbus State	141-101	.583
6. Lander	64-53	.547
7. USC Aiken	122-112	.521
8. Francis Marion	102-124	.451
9. Augusta State	95-150	.388
10. UNC Pembroke	70-155	.311
11. USC Spartanburg	49-192	.203



2002 PBC Preseason Baseball Poll

1. North Florida (10)	100
2. Kennesaw State (1)	89
3. Columbus State	76
4. GC&SU	73
5. Armstrong Atlantic State	72
6. USC Aiken	48
7. Lander	43
8. Augusta State	33
9. Francis Marion	31
10. UNC Pembroke	23
11. USC Spartanburg	17



The Pirates set an NCAA Division II record with 62 sacrifice flies in 1994

2002 Peach Belt Conference Schedule



Composite schedule of all Peach Belt Conference games in 2002

February

9	UNC Pembroke @ USC Spartanburg (DH)	1:00
	Francis Marion @ North Florida (DH)	1:00
	Armstrong Atlantic @ Lander	2:00
10	Armstrong Atlantic @ Lander (DH)	12:00
	UNC Pembroke @ USC Spartanburg	1:00
	Francis Marion @ North Florida	1:00
16	UNC Pembroke @ Armstrong Atlantic (DH)	1:00
	USC Spartanburg @ North Florida (DH)	1:00
	GC&SU @ USC Aiken (DH)	1:00
	Lander @ Columbus State (DH)	1:00
	Francis Marion @ Augusta State	2:00
17	Francis Marion @ Augusta State (DH)	12:00
	USC Spartanburg @ North Florida	1:00
	UNC Pembroke @ Armstrong Atlantic	1:00
	Lander @ Columbus State	1:00
	GC&SU @ USC Aiken	2:00
22	USC Aiken @ Lander	4:00
23	North Florida @ Augusta State (DH)	12:00
	Kennesaw State @ Francis Marion (DH)	12:00
	Columbus State @ UNC Pembroke (DH)	1:00
	USC Aiken @ Lander (DH)	1:00
	USC Spartanburg @ GC&SU	3:00
24	Kennesaw State @ Francis Marion	12:00
	USC Spartanburg @ GC&SU (DH)	1:00
	Columbus State @ UNC Pembroke	1:00
	North Florida @ Augusta State	1:00

March

1	Lander @ USC Spartanburg	4:00
	Francis Marion @ USC Aiken	6:00
	Kennesaw State @ Columbus State	6:00
2	Lander @ USC Spartanburg (DH)	12:00
	Francis Marion @ USC Aiken (DH)	1:00
	Kennesaw State @ Columbus State (DH)	1:00
	Augusta State @ UNC Pembroke	2:00
8	Kennesaw State @ Lander	6:00
9	Kennesaw State @ Lander (DH)	1:00
	GC&SU @ Francis Marion (DH)	1:00
10	GC&SU @ Francis Marion	12:00
15	USC Spartanburg @ Francis Marion	3:00
	USC Aiken @ Kennesaw State	6:00
	Augusta State @ Columbus State	6:00
16	North Florida @ Armstrong Atlantic (DH)	12:00
	USC Aiken @ Kennesaw State (DH)	1:00
	Lander @ UNC Pembroke (DH)	1:00
	Augusta State @ Columbus State (DH)	1:00
17	USC Spartanburg @ Francis Marion (DH)	1:00
	Lander @ UNC Pembroke	1:00
	North Florida @ Armstrong Atlantic	1:00
22	Augusta State @ Lander	4:00
	USC Aiken @ USC Spartanburg	5:00
	Kennesaw State @ GC&SU	5:00
23	USC Aiken @ USC Spartanburg (DH)	12:00
	UNC Pembroke @ North Florida (DH)	1:00
	Kennesaw State @ GC&SU (DH)	1:00
	Augusta State @ Lander (DH)	1:00
	Armstrong Atlantic @ Columbus State	3:00
24	UNC Pembroke @ North Florida	1:00
	Armstrong Atlantic @ Columbus State (DH)	1:00

29	Francis Marion @ UNC Pembroke	3:00
	North Florida @ Lander (DH)	3:00
	GC&SU @ Augusta State	3:00
	USC Spartanburg @ Kennesaw State	6:00
	Armstrong Atlantic @ USC Aiken	6:00
30	GC&SU @ Augusta State (DH)	12:30
	North Florida @ Lander	1:00
	UNC Pembroke @ Kennesaw State (DH)	1:00
	Armstrong Atlantic @ USC Aiken (DH)	1:00
	Francis Marion @ UNC Pembroke (DH)	1:00

April

6	USC Aiken @ Augusta State (DH)	12:30
	North Florida @ Kennesaw State (DH)	1:00
	UNC Pembroke @ GC&SU (DH)	3:00
	Armstrong Atlantic @ Francis Marion	3:00
	Columbus State @ USC Spartanburg	6:00
7	Columbus State @ USC Spartanburg (DH)	1:00
	Armstrong Atlantic @ Francis Marion (DH)	1:00
	North Florida @ Kennesaw State	1:00
	UNC Pembroke @ GC&SU	1:00
	USC Aiken @ Augusta State	2:00
12	Columbus State @ USC Aiken	6:00
	Lander @ Francis Marion	6:00
13	Columbus State @ USC Aiken (DH)	1:00
	UNC Pembroke @ Kennesaw State (DH)	1:00
	GC&SU @ North Florida (DH)	1:00
	Lander @ Francis Marion (DH)	1:00
	USC Spartanburg @ Armstrong Atlantic	3:00
14	USC Spartanburg @ Armstrong Atlantic (DH)	1:00
	UNC Pembroke @ Kennesaw State	1:00
	GC&SU @ North Florida	1:00
19	Lander @ GC&SU	5:00
20	North Florida @ USC Aiken (DH)	1:00
	Lander @ GC&SU (DH)	1:00
	Francis Marion @ Columbus State (DH)	1:00
	Kennesaw State @ Armstrong Atlantic (DH)	1:00
	Augusta State @ USC Spartanburg	7:00
21	Kennesaw State @ Armstrong Atlantic	12:00
	Augusta State @ USC Spartanburg (DH)	1:00
	Francis Marion @ Columbus State	1:00
	North Florida @ USC Aiken	2:00
26	GC&SU @ Armstrong Atlantic	3:00
	Augusta State @ Kennesaw State	6:00
27	USC Aiken @ UNC Pembroke (DH)	1:00
	GC&SU @ Armstrong Atlantic (DH)	1:00
	Columbus State @ North Florida (DH)	1:00
	Augusta State @ Kennesaw State (DH)	1:00
28	Columbus State @ North Florida	1:00
	USC Aiken @ UNC Pembroke	2:00

May

4	Armstrong Atlantic @ Augusta State	3:00
5	Armstrong Atlantic @ Augusta State (DH)	12:30
8	Columbus State @ GC&SU	4:00
9	Columbus State @ GC&SU (DH)	1:00

A Peach Belt team has made it to the DII World Series in nine consecutive seasons





PBC In Postseason And Rankings

PBC Teams In World Series Since 1988

- 1988 - Armstrong Atlantic State (5th)
- 1989 - Armstrong Atlantic State (7th)
North Florida (NAIA 3rd)
- 1990 - Columbus State (5th)
- 1991 - North Florida (NAIA 3rd)
- 1992 - None
- 1993 - USC Aiken (5th)
- 1994 - Armstrong Atlantic State (5th)
Kennesaw State (NAIA 1st)
- 1995 - Georgia College & State (2nd)
- 1996 - Kennesaw State (1st)
- 1997 - Kennesaw State (3rd)
- 1998 - Kennesaw State (2nd)
- 1999 - Kennesaw State (2nd)
- 2000 - North Florida (3rd)
- 2001 - North Florida (3rd)



PBC Teams In NCAA South Atlantic Regionals Since 1988 (Seed in Parenthesis)

- 1988 - Armstrong Atlantic State (1)
Columbus State (2)
- 1989 - Armstrong Atlantic State (1)
- 1990 - Armstrong Atlantic State (1)
Columbus State (2)
- 1991 - Armstrong Atlantic State (1)
- 1992 - Armstrong Atlantic State (1)
USC Aiken (2)
- 1993 - USC Aiken (1)
Armstrong Atlantic State (2)
Francis Marion (3)
- 1994 - Columbus State (1)
Armstrong Atlantic State (2)
North Florida (2 - South)
- 1995 - Kennesaw State (1)
North Florida (1 - South)
Georgia College & State (3)
- 1996 - Kennesaw State (1)
Columbus State (2)
- 1997 - Kennesaw State (1)
Georgia College & State (3)
North Florida (3 - South)
- 1998 - Kennesaw State (1)
Armstrong Atlantic State (2)
Columbus State (4)
- 1999 - North Florida (1)
Kennesaw State (3)
Armstrong Atlantic State (4)
- 2000 - North Florida (1)
Georgia College & State (3)
Kennesaw State (4)
- 2001 - North Florida (1)
Kennesaw State (2)
Georgia College & State (3)

PBC Teams In NCAA DII Final Poll Since 1988 (Rank in Parenthesis)

- 1988 - Armstrong Atlantic State (4)
Columbus State (8)
- 1989 - Armstrong Atlantic State (1)
Columbus State (15)
- 1990 - Armstrong Atlantic State (1)
Columbus State (17)
- 1991 - Armstrong Atlantic State (12)
- 1992 - USC Aiken (6)
Armstrong Atlantic State (8)
Columbus State (18)
- 1993 - USC Aiken (5)
Armstrong Atlantic State (11)
Francis Marion (19)
- 1994 - Armstrong Atlantic State (5)
North Florida (10)
Georgia College & State (14)
Columbus State (17)
- 1995 - Georgia College & State (2)
Kennesaw State (10)
North Florida (11)
Columbus State (23)
- 1996 - Kennesaw State (1)
Columbus State (7)
Georgia College & State (30)
Armstrong Atlantic State (31)
- 1997 - Kennesaw State (4)
Georgia College & State (7)
North Florida (11)
- 1998 - Kennesaw State (2)
Columbus State (18)
Armstrong Atlantic State (19)
North Florida (21)
- 1999 - Kennesaw State (2)
North Florida (5)
Armstrong Atlantic State (10)
Columbus State (12)
Lander (24)
Georgia College & State (30)
- 2000 - North Florida (3)
Georgia College & State (6)
Kennesaw State (17)
Columbus State (24)
Armstrong Atlantic State (25)
- 2001 - North Florida (3)
Kennesaw State (6)
Georgia College & State (10)
Armstrong Atlantic State (15)
Lander (18)
Columbus State (22)



Darryl Boyd (throwing) was the PBC's top pitcher in 1993, going 7-1 and compiling a 1.79 ERA, leading the Pirates to a PBC championship and a South Atlantic Regional berth.



The No. 1 seed in the South Atlantic Regional has been a PBC team every year since '86

PBC Yearly Statistical Leaders (Ind.)



Batting

Yr	Player	GP	AB	H	Avg.
1992	Roman Miestowski, ASC	58	227	101	.445
1993	Chris Hodge, AC	51	177	72	.407
1994	Keith Daugherty, COL	54	205	84	.410
1995	Ryan Coe, KSC	51	192	87	.453
1996	Greg Winters, GC	58	186	78	.419
1997	Bert Beatson, FMU	44	163	68	.417
1998	Jason Jones, KSU	66	256	101	.395
1999	Willie Carter, KSU	55	222	92	.414
2000	J.P. Songin, GCSU	59	209	84	.402
2001	Chris Carr, GCSU	57	193	80	.415

RBI

Yr	Player	GP	RBI	RBI/Game
1992	Eric Chavez, ASC	59	82	1.39
1993	Tom Estep, FMU	43	57	1.33
1994	Tom Kunka, ASC	65	86	1.32
1995	Ryan Coe, KSC	51	67	1.31
1996	Dusty DeVore, COL	55	62	1.13
1997	Steve Mitrovich, FMU	46	48	1.04
1998	Jason Jones, KSU	66	103	1.56
1999	Jason Jones, KSU	63	93	1.48
2000	Kevin Kay, UNF	60	83	1.38
2001	Brad Bouras, CSU	54	67	1.24

Home Runs

Yr	Player	GP	HR	HR/Game
1992	Eric Chavez, ASC	59	21	0.36
1993	Chris Hodge, AC	51	18	0.35
1994	Tarry Stokes, AC	51	25	0.49
1995	Keith Daugherty, COL	60	15	0.25
1996	Dusty DeVore, COL	55	22	0.40
1997	Jason Backus, GCSU	64	18	0.28
1998	Jason Jones, KSU	66	26	0.39
1999	Jason Jones, KSU	63	25	0.40
2000	Chris Carr, GCSU	57	17	0.30
2001	Donny Hood, KSU	59	19	0.32

Doubles

Yr	Player	GP	2B	2B/Game
1992	Tom Estep, FMU	43	15	0.35
1993	Ty Stott, USCS	41	17	0.41
1994	Danny O'Rourke, GC	58	24	0.41
1995	Tarry Stokes, AC	49	21	0.43
1996	Chris Grady, GC	58	26	0.45
1997	Stanley Moss, USCS	43	18	0.42
1998	Brad Bender, CSU	51	24	0.47
1999	Jason Lockhart, UNCP	49	24	0.49
2000	Chris Carr, GCSU	57	24	0.42
2001	Lloyd Turner, KSU	60	23	0.38

Triples

Yr	Player	GP	3B	3B/Game
1992	Brad Beatson, FMU	41	5	0.12
1993	Antone Brooks, FMU	40	4	0.10
1994	Greg Medford, USCS	42	5	0.12
1995	Greg Medford, USCS	38	5	0.13
1996	Ryan Girard, AC	49	7	0.14
1997	Bert Beatson, FMU	44	5	0.11
1998	Dustin Sands, FMU	46	6	0.13
1999	Tom Darby, LU	47	7	0.15
2000	Haydn Chinn, AASU	53	5	0.09
2001	Matt May, ASU	50	9	0.18

Stolen Bases

Yr	Player	GP	SB-SBA	SB/Game
1992	Marquis Spell, FMU	43	30-35	0.70
1993	Brad Beatson, FMU	43	29-33	0.67
1994	Adam Riggs, USCA	57	42-47	0.74
1995	Brett Thees, CSU	58	46-51	0.79
1996	Joe Parks, KSU	56	37-42	0.66
1997	Lee Carter, FMU	47	27-32	0.57
1998	Scott Crabb, GCSU	53	27-33	0.51
1999	Willie Carter, ASU	55	35-42	0.64
2000	JuJu Foreman, ASU	54	49-58	0.91
2001	Gary Harris, GCSU	59	30-35	0.51

Victories

Yr	Player	IP	W-L	Pct.
1992	Daryle Gavlick, ASC	100.0	11-1	.917
	Keith Linebarger, COL	116.7	11-3	.786
1993	Rob Jackson, AC	111.1	10-5	.667
1994	Tim Trawick, COL	99.2	11-2	.846
1995	Chris McKnight, KSC	107.1	13-0	1.000
1996	Rodney Stevenson, COL	124.0	13-2	.867
1997	Jeremy Halpin, FMU	97.0	13-2	.867
1998	Dusty Keppen, KSU	103.0	12-0	1.000
	Chris Bowen, KSU	119.2	12-2	.857
1999	Tony Pierce, CSU	113.0	12-1	.923
2000	Matt Incinelli, UNF	107.1	12-1	.923
2001	Brad Reed, KSU	58.2	14-1	.933
	Tod Ewasko, UNF	142.1	14-3	.824
	Brian Rauch, UNF	111.0	14-3	.824

Saves

Yr	Player	IP	ERA	Saves
1992	Steve Lee, USCA	40.1	0.89	8
1993	Tony Locey, COL	49.0	1.29	11
1994	Scott Donovan, ASC	57.0	5.05	8
1995	Doug Louthan, ASC	62.2	2.44	8
1996	Brandon O'Hearn, COL	28.1	1.27	13
1997	Jason Jones, KSU	28.2	1.88	9
1998	Casey Jackson, ASU	19.1	1.40	5
	Mike Prokop, KSU	36.0	1.75	5
1999	Chris Humrich, AASU	26.2	3.04	10
2000	Jerrold Payne, UNF	54.2	1.65	14
2001	Mike Wood, UNF	80.1	4.59	16

Earned Runs

Yr	Player	IP	R	ER	ERA
1992	Daryle Gavlick, ASC	100.0	25	13	1.17
1993	Tony Locey, COL	49.0	12	7	1.29
1994	Mason Rose, AC	57.2	15	11	1.72
1995	Chris McKnight, KSC	107.1	32	20	1.68
1996	Jeff Agard, ASC	78.0	22	9	1.04
1997	Donnie Thomas, KSU	98.1	31	20	1.83
1998	Jeremy Wedel, AASU	114.0	36	26	2.05
1999	Tony Pierce, CSU	113.0	37	26	2.07
2000	Adam Horne, UNF	89.2	28	18	1.81
2001	Ben Genrich, KSU	79.1	35	24	2.72

Strikeouts

Yr	Player	GP	IP	SO	K's/G
1992	Daryle Gavlick, ASC	14	100.0	124	11.16
1993	Bryan Ward, USCA	21	110.2	134	10.90
1994	Brian Britton, COL	19	119.0	133	10.10
1995	Chad Beagle, USCA	19	55.0	74	12.11
1996	Chip Cason, GC	17	91.2	99	9.77
1997	Kevin Moble, GCSU	19	116.0	129	10.00
1998	Mark Copeland, AASU	14	56.0	58	9.64
1999	David Lee, LU	17	65.0	86	11.91
2000	Lee Rodney, KSU	14	79.2	92	10.37
2001	Tod Ewasko, UNF	22	142.1	108	6.84

Daryle Gavlick led all pitchers in NCAA Division II with 124 strikeouts in 1992





PBC Yearly Statistical Leaders (Team)

Batting

Yr	School	GP	AB	H	Avg.
1992	Armstrong State	59	2299	602	.316
1993	Armstrong State	59	1971	666	.338
1994	Kennesaw State	62	1902	628	.330
1995	Kennesaw State	55	1854	613	.331
1996	Francis Marion	37	1289	399	.310
1997	Francis Marion	47	1577	488	.309
1998	Kennesaw State	66	2250	768	.342
1999	Lander	48	1634	530	.324
2000	Georgia C&SU	59	1977	625	.316
2001	Armstrong Atlantic	53	1787	615	.344

Scoring

Yr	School	GP	R	R/Game
1992	Armstrong State	59	502	8.51
1993	Armstrong State	59	565	9.58
1994	Armstrong State	66	571	8.65
1995	Kennesaw State	55	433	7.87
1996	Columbus College	56	399	7.13
1997	Kennesaw State	62	447	7.21
1998	Kennesaw State	66	628	9.51
1999	North Florida	60	506	8.43
2000	North Florida	63	514	8.16
2001	Columbus State	56	497	8.88

Home Runs

Yr	School	GP	HR	HR/Game
1992	N/A			
1993	Augusta College	51	64	1.25
1994	Augusta College	52	62	1.19
1995	Columbus College	60	55	0.92
1996	Columbus College	56	91	1.63
1997	Columbus State	55	63	1.15
1998	Kennesaw State	66	91	1.38
1999	North Florida	60	92	1.53
2000	USC Aiken	56	74	1.32
2001	Kennesaw State	60	69	1.15

Stolen Bases

Yr	School	GP	SB-SBA	SB/Game
1992	N/A			
1993	Francis Marion	43	79-91	1.84
1994	USC-Aiken	57	150-174	2.63
1995	Georgia College	61	115-149	1.89
1996	Kennesaw State	65	107-138	1.65
1997	Francis Marion	47	77-109	1.64
1998	Georgia C&SU	57	113-155	1.98
1999	Georgia C&SU	55	141-181	2.56
2000	Augusta State	54	120-153	2.22
2001	Columbus State	56	135-172	2.41

Fielding

Yr	School	GP	PO	Ast	Err	Pct
1992	Columbus College	53	1280	491	64	.965
1993	Kennesaw State	54	1176	457	56	.967
1994	Kennesaw State	62	1415	623	93	.956
1995	Columbus College	60	1515	638	88	.961
1996	Columbus College	56	1455	608	76	.964
1997	Armstrong Atlantic	58	1444	639	85	.961
1998	Kennesaw State	66	1671	765	72	.971
1999	Armstrong Atlantic	56	1409	558	74	.964
2000	Armstrong Atlantic	54	1397	553	81	.960
2001	Lander	51	1261	517	74	.960
	Columbus State	56	1346	587	81	.960

Earned Runs

Yr	School	GP	IP	R	ER	ERA
1992	Armstrong State	59	495.1	203	128	2.33
1993	Armstrong State	59	502	243	145	2.69
1994	Armstrong State	66	567.2	311	212	3.36
1995	Kennesaw State	55	463.1	201	144	2.80
1996	Kennesaw State	65	562	242	189	3.03
1997	Kennesaw State	62	521	210	154	2.66
1998	Kennesaw State	66	557	192	154	2.49
1999	Kennesaw State	63	530	253	199	3.38
2000	Kennesaw State	58	491	247	189	3.46
2001	Francis Marion	51	426.1	259	182	3.84



Eric Chavez led the Peach Belt in both home runs (21) and RBI (82) en route to PBC Player of the Year honors in 1992.



All-America Tony Kunka led the Peach Belt in RBIs in 1994 with 86 (1.32 per game).



ASU set an NCAA Division II record with nine grand slams during the 1988 season



Individual Batting Records

Highest Batting Average

Season .455 by Ryan Coe (KSC), 1995
Career .411 by Ryan Coe (KSC), 1994-95

Highest Slugging Percentage

Season .837 by Jason Jones (KSU), 1999
Career .732 by Ryan Coe (KSC), 1994-95

Most Games Played

Season 69 by Greg Winters (GC), 1995
Career 241 by Jason Jones (KSU), 1996-99

Most At Bats

Game 8 by Tim Dockery, Todd Hewitt & Dustin Sands (FMU) vs. Lander, 4-12-98
Season 271 by Kevin Baldwin, (KSU), 1998
Career 843 by Nathan Cothran (KSU), 1995-98

Most Runs Scored

Game 5 by many
Season 88 by Nathan Cothran (KSU), 1998
Career 230 by Brad Bouras (CSU), 1998-01

Most Hits

Game 6 by Matt Easterwood (AASU) vs. Concord, 3-13-01
 6 by Jay Brendel (USCS) vs. Mars Hill, 2-16-97
 6 by Johnny Booker (ASC) vs. S.C. State, 3-30-93
Season 102 by Greg Winters (GC), 1995
Career 303 by Brad Bouras (CSU), 1998-01

Most Runs Batted In

Game 10 by Jason Berry (USCS) vs. Belmont Abbey, 3-13-01
Season 103 by Jason Jones (KSU), 1998
Career 255 by Brad Bouras (CSU), 1998-01

Most Doubles

Game 4 by Nathan Grant (USCA) vs. Southern Indiana, 3-9-99
 4 by Chris Hodge (AC) vs. Presbyterian, 4-15-93
 4 by Steve Young (ASC) vs. Howard, 2-14-93
Season 26 by Chris Grady (GC), 1996
Career 58 by Nathan Cothran (KSU), 1995-98

Most Triples

Game 3 by Rauf Tunali (KSU) vs. Lincoln Memorial, 2-22-97
Season 9 by Matt May (ASU), 2001
Career 18 by Dustin Sands (FMU), 1995-98

Most Home Runs

Game 4 by Steve Wilfing (FMU) vs. Newberry, 4-7-93
Season 26 by Jason Jones (KSU), 1998
Career 63 by Brad Bouras, 1998-01

Most Consecutive Games with a Home Run

7 by Ryan Coe (KSC), 1994)

Most Total Bases

Game 20 by Jason Berry (USCS) vs. Belmont Abbey, 3-13-01
Season 206 by Jason Jones (KSU), 1998
Career 561 by Brad Bouras (CSU), 1998-01

Most Walks

Game 4 by many
Season 67 by Greg Winters (GC), 1996
Career 199 by Greg Winters (GC), 1993-96

Most Times Hit by Pitch

Game 3 by Deron Spink (ASC) vs. Pembroke State, 4-16-94
Season 30 by Deron Spink (ASC), 1994 (**DII National Record**)
Career 45 by J. Taylor (FMU), 1999-2000

Most Stolen Bases

Game 4 by many
Season 49 by JuJu Foreman (ASU), 2000
Career 84 by Brad Beatson (FMU), 1992-95

Longest Hitting Streak

Season 34 by Jason Jones (KSU), 1998
Career 41 by Jason Jones (KSU), 1998-99

Individual Pitching Records

Most Appearances

Season 32 by Mike Wood (UNF), 2001
Career 81 by Johnny Whited (GC), 1993-96

Most Starts

Season 20 by Kevin Dye (GC), 1995
Career 49 by Kevin Dye (GC), 1992-95

Most Complete Games

Season 12 by Rusty Kea (GC), 1992
 12 by Tod Ewasko (UNF), 2001
Career 22 by Kevin Dye (GC), 1992-95

Most Relief Appearances

Season 32 by Mike Wood (UNF), 2001
Career 62 by Clay Farr (USCA), 1996-99

Most Wins

Season 14 by Brad Reed (KSU), Tod Ewasko & Brian Rauch (UNF), 2001
Career 35 by Chris Bowen (KSU), 1996-99

Most Consecutive Wins

Season 13 by Chris McKnight (KSC), 1995
Career 17 by Chris McKnight (KSC), 1994-95

Highest Win-Loss Percentage (Min. 10 decisions)

Season 1.000 (12-0) by Jason Childers (KSC), 1996
 1.000 (12-0) by Dusty Keppen (KSU), 1998
Career 1.000 (18-0) by Greg Perry (KSU), 1995-99

Most Saves

Season 16 by Mike Wood (UNF), 2001
Career 22 by Casey Jackson (ASU), 1996-98

Lowest Earned Run Average

Season 0.89 by Steve Lee (USCA), 1993
Career 1.91 by Steve Lee (USCA), 1992-93

Consecutive Scoreless Innings

Season 30.1 by Mark Ewing (ASC), 1992

Most Innings Pitched

Game 11.2 by Chris Bowen (KSU) vs. UNCP, 4-10-98
Season 144.2 by Kevin Dye (GC), 1995
Career 356.2 by Kevin Dye (GC), 1992-95

Most Strikeouts

Game 16, four times, last by Kyle Lucas vs. Virginia St., 3-13-01
Season 146 by Tony Pierce (CSU), 1999
Career 292 by Chris Bowen (KSU), 1996-99

Most Walks

Game 11 by Clint Brooks (ASC) vs. Valdosta State, 4-11-95
 11 by Antone Brooks (FMU) vs. USC Aiken, 3-30-93
Season 67 by Mark Copland (ASU), 1997
Career 172 by Chris Daniels (USCA), 1997-2000

Most Shutouts

Season 4 by Jason Childers (KSC), 1996
 4 by Daryle Gavlick (ASC), 1992
Career 5 by Jason Childers (KSU), 1996-97

Most Consecutive Shutouts

Season 3 by Mark Ewing (ASC), 1992

Individual Fielding Records

Most Putouts

Game 19 by Damon Santimauro (KSU) vs. Columbus State, 5-9-98
 19 by Damon Santimauro (KSU) vs. Lee, 2-13-98
 19 by Dave Hieb (USCA) vs. Florida Southern, 1992
Season 490 by Bo Counts (KSU), 1999
Career 1,006 by Tory Tarleton (ASU), 1994-97

Most Assists

Game 10 by many
Season 199 by Willie Harris (KSU), 1999
Career 513 by Alfredo Lugo (GCSU), 1998-01



PBC Records (All Games)

Most Errors

Game 5 by Brad Bender (ASC) vs. North Florida, 4-2-96
Season 42 by Shane Hopper (CSU), 1999
Career 74 by Dustin Sands (FMU), 1995-98

Most Passed Balls

Game 5 by David Gillespie (USCA) vs UNC Pembroke, 4-21-00
Season 31 by David Gillespie (USCA), 2000
Career 49 by Derrick Roadcap (FMU), 1991-94

Team Records

Most Wins in a Season: 61 by Kennesaw State, 1998 (**DII Record**)
Most Consecutive Wins: 30 by Kennesaw State, 1998
Most Consecutive Home Wins: 31 by Kennesaw State, 1998
Most Consecutive Away Wins: 11 by Kennesaw State, 1998
Best Won-Lost Percentage: .924 (61-5) by Kennesaw State, 1998
Most Losses in a Season: 39 by USC Spartanburg, 1998
Most Consecutive Losses: 16 by Pembroke State, 1994
Most Consecutive Home Losses: 10 by Pembroke State, 1994
Most Consecutive Away Losses: 9 by Francis Marion, 1999
Longest Game: 16 inn. by Lander (3) vs. Francis Marion (1), 4-12-98

Team Batting Records

Highest Batting Average

Season .344 by Armstrong Atlantic State, 2001

Most At Bats

Game 58 by Francis Marion vs. Lander, 4-12-98
Season 2270 by Georgia College, 1995

Most Runs

Inning 16 by Kennesaw State vs. Knoxville, 4-19-96
Game 28 by Armstrong State vs. Howard, 2-19-94
Season 628 by Kennesaw State, 1998

Most Hits

Inning 13 by Kennesaw State vs. Knoxville, 4-19-96
Game 28 by USC Spartanburg vs. Belmont Abbey, 3-13-01
28 by Francis Marion vs. Columbus, 3-29-93
Season 768 by Kennesaw State, 1998 (**DII National Record**)

Most Runs Batted In

Inning 15 by Kennesaw State vs. Knoxville, 4-19-96
Game 27 by USC Spartanburg vs. Belmont Abbey, 3-13-01
Season 558 by Kennesaw State, 1998

Most Doubles

Inning 5 by USC Aiken vs. GC&SU, 3-7-99
Game 11 by Armstrong State vs. S.C. State, 3-30-93
Season 152 by Kennesaw State, 1998

Most Triples

Inning 2 by Augusta College vs. USC Spartanburg, 4-14-95
2 by Armstrong State vs. Howard, 2-19-94
Game 4 by four teams. Last: UNCP vs. Utica, 3-19-98
Season 38 by Armstrong State, 1994

Most Home Runs

Inning 3, several times
Game 11 by Francis Marion vs. Newberry, (4-7-93) (**DII Record**)
Season 92 by Columbus College, 1996

Most Grand Slams

Game 2 by Francis Marion vs. Newberry, 4-7-93
2 by USC Spartanburg vs. Belmont Abbey, 3-13-01
Season 5 by Armstrong State, 1994

Most Total Bases

Inning 17 by Augusta College vs. Savannah State, 2-16-96
Game 69 by USC Spartanburg vs. Belmont Abbey, 3-13-01
Season 1,215 by Kennesaw State, 1998

Most Times Walked

Inning 7 by USC Aiken vs. Fairmont State, 3-7-00
7 by Francis Marion vs. West Virginia State, 3-27-92
Game 18 by USC Aiken vs. Fairmont State, 3-7-00
Season 383 by Armstrong State, 1993

Most Sacrifice Hits

Game 5, three times. Last by USCA vs. UNCP, 4-22-00
Season 68 by USC Aiken, 1992

Most Sacrifice Flies

Game 6 by Armstrong State vs. Gannon, 2-28-92
Season 62 by Armstrong State, 1994 (**DII Record**)

Most Stolen Bases

Inning 5 by Pembroke State vs. St. Andrews
Game 9, four times. Last by GC&SU vs. West Alabama, 3-28-01
Season 168 by USC Aiken, 1992

Most Stolen Base Attempts

Inning 6 by Pembroke State vs. St. Andrews
Game 10 by USC Aiken vs. Mansfield, 1992
Season 202 by USC Aiken, 1992

Most Times Hit by Pitch

Inning 4 by Armstrong Atlantic vs. Adelphi, 3-7-2000
Game 8 by Armstrong Atlantic vs. Adelphi, 3-7-2000
Season 77 by Georgia College & State Univ., 1997

Most Consecutive Games Without Being Shutout, Season

66 by Kennesaw State, 1998

Most Consecutive Games Without Being Shutout, Overall

260 by USC Aiken, 3-9-96 to 3-4-00

Largest Winning Margin

Game 26 by Francis Marion (26) vs. Newberry (0), 4-7-93

Team Pitching Records

Most Complete Games

Season 26 by Georgia College, 1992

Lowest Earned Run Average

Season 2.33 by Armstrong State, 1992

Most Innings Pitched

Season 586.2 by Georgia College, 1995

Most Strikeouts

Inning 4, several times
Game 18 by USC Aiken vs. Georgia Southern, ?-?-92
Season 510 by USC Aiken, 1995

Most Walks Allowed

Inning 6, several times
Game 22 by Columbus State vs. Huntingdon, 4-13-99
Season 297 by Armstrong State, 1994

Most Shutouts

Season 12 by Kennesaw State, 1998

Most Saves

Season 20 by Columbus College, 1996

Team Fielding Records

Most Putouts

Game 48 by Francis Marion vs. Lander, 4-12-98
Season 1760 by Georgia College, 1995

Most Assists

Inning 7, several times
Game 25 by Kennesaw State vs. Montreat, 3-11-96
Season 771 by Kennesaw State, 1993

Most Errors

Inning 4 by Augusta State vs. Erskine, 3-31-98
Game 9 by Francis Marion vs. UNC Pembroke, 2-14-98
9 by Francis Marion vs. Lander, 4-12-98
Season 157 by Georgia College & State Univ., 1997

Most Double Plays

Game 6 by Lander vs. USC Aiken, 3-15-98 (**T-DII Record**)
Season 65 by Kennesaw State, 1999
65 by Armstrong State, 1994



The Pirates turned an NCAA Division II-leading 65 double plays in 1994

PBC Records (PBC Games Only)



Individual Batting Records

Highest Batting Average

Season .469 by Ryan Coe (KSC), 1995
Career .390 by Tarry Stokes (AC), 1992-95

Highest Slugging Percentage

Season 1.059 by Tarry Stokes (AC), 1995
Career .713 by Tarry Stokes (AC) 1992-95

Most Games

Season 30 by many
Career 104 by Alfredo Lugo (GC&SU), 1998-01

Most At Bats

Game 8 by Tim Dockery, Todd Hewitt & Dustin Sands (FMU) vs. Lander, 4-12-98
Season 124 by Bert Beaton (FMU), 1999
Career 352 by Kirby Langley (USCA), 1997-2000

Most Runs Scored

Game 5 by Bo Counts (KSU) vs. USC Aiken, 4-28-01
5 by Antone Brooks (FMU) vs. Columbus, 3-29-93
Season 44 by Willie Harris (KSU), 1999
Career 81 by Nathan Cothran (KSU), 1995-98

Most Hits

Game 5 by many
Season 50 by Antonio Evans (USCA), 1999
Career 117 by Nathan Cothran (KSU), 1995-98

Most Runs Batted In

Game 7 by Tom Estep (FMU) vs. Georgia College, 4-17-93
7 by Tom Estep (FMU) vs. Columbus College, 3-29-93
Season 44 by Jason Jones (KSU), 1999
Career 93 by Jason Jones (KSU), 1996-99

Most Doubles

Game 3, four times. Last: Bo Counts (KSU) vs. Lander, 4-13-01
Season 13 by Chris Boenan (AASU), 2001
Career 31 by Dustin Sands (FMU), 1995-98

Most Triples

Game 2, three times. Last: Gary Harris (GC&SU) vs. CSU, 4-13-01
Season 6 by Dustin Sands (FMU), 1998
Career 12 by Dustin Sands (FMU), 1995-98

Most Home Runs

Game 3, three times. Last: John Harper (LU) vs. USCS, 4-4-98
Season 14 by Jason Jones (KSU), 1999
Career 25 by Jason Jones (KSU), 1996-99

Most Consecutive Games with a Home Run

4 by David Harriman (AASU), 4-14-01 to 4-21-01

Most Total Bases

Game 13 by Seth LaFera (KSU) vs. USC-Aiken, 4-20-97
Season 94 by Jason Jones (KSU), 1999
Career 215 by Jason Jones (KSU), 1996-99

Most Walks

Game 4, three times. Last by Kirk Nordness (AASU) vs. USCS, 4-15-01
Season 27 by Chris Edwards (USCA), 2000
Career 61 by Tory Tarleton (ASU), 1994-97

Most Stolen Bases

Game 4 by many
Season 20 by Jason Herzog (GCSU), 1999
Career 25 by Jason Herzog (GCSU), 1998-99

Longest Hitting Streak

Season 17 games by Richie Blankenship (GCSU), 1997

Individual Pitching Records

Most Appearances

Season 16 by Brad Reed (KSU), 2001
Career 33 by Chris Daniels (USCA), 1997-2000

Most Starts

Season 10 by many
Career 31 by Chris Daniels (USCA), 1997-2000

Most Complete Games

Season 9 by Tony Pierce (CSU), 1999
Career 13 by Tony Pierce (CSU), 1998-99

Most Relief Appearances

Season 14 by Doug Louthan (ASC), 1995
14 by Jamie Tricoglou (KSU), 2001
Career 24 by Chris Quarles (USCA), 2000-01

Most Wins

Season 9 by Tony Pierce (CSU), 1999
Career 15 (15-2) by Chris Bowen (KSU), 1996-99

Most Consecutive Wins

Season 8 by Tony Pierce (CSU), 1999
Career 11 by Darryll Boyd (AASU) (11-0), 1992-93

Highest Win-Loss Percentage (Min. seven decisions)

Season 1.000 (7-0) by Chris McKnight (KSC), 1995
Career 1.000 (11-0) by Darryll Boyd (AASU), 1992-93

Most Saves

Season 5, three times. Last by Jamie Tricoglou (KSU), 2001
Career 6 by Casey Jackson (ASU), 1996-98

Best Earned Run Average (min. 30.0 IP)

Season 0.81 by Marty Watson (FMU), 1998 (30.1 IP)
Career 2.44 by Chris Bowen (KSU), 1996-99

Most Consecutive Scoreless Innings

Season 21.1 by Mark Ewing (ASC), 1992

Most Innings Pitched

Game 11.2 by Chris Bowen (KSU) vs. UNCP, 4-10-98
Season 87.0 by Tony Pierce (CSU), 1999
Career 193.1 by Chris Daniels (USCA), 1997-2000

Most Strikeouts

Game 19 by Jeremy Ward (UNCP) vs. AASU, 4-28-01
Season 73 by Nat Stoner (FMU), 2001
Career 175 by Chris Daniels (USCA), 1997-2000

Most Shuts

Game 11 by Antone Brooks (FMU) vs. USC Aiken, 3-30-93
Season 45 by Chris Daniels (USCA), 2000
Career 127 by Chris Daniels (USCA), 1997-2000

Most Shutouts

Season 3 by Steve Pacheco (GCSU), 2001
3 by Jeremy Wedel (AASU), 1998
Career 3 by Steve Pacheco (GCSU), 2001
3 by Jeremy Wedel (AASU), 1998
3 by Darryll Boyd (ASC), 1992-93

Most Consecutive Shutouts

Career 2 by Jeff Agard (ASC), 1996
2 by Mark Ewing (ASC), 1992

Individual Fielding Records

Most Putouts

Game 19 by Damon Santimauro (KSU) vs. CSU, 4-9-98
Season 266 by Bo Counts (KSU), 2001
Career 457 by Tory Tarleton (AC), 1994-97

Most Assists

Game 10, three times. Last by Mark Ford (FMU) vs. ASU, 4-1-00
Season 89 by Donny Hood (KSU), 2001
Career 223 by Dustin Sands (FMU), 1995-98

Most Errors

Game 4 by many
Season 19 by Marc Bishop (USCA), 2000
Career 35 by Dustin Sands (FMU), 1995-98

AASU pitchers saved 22 games during the 1991 season, an NCAA Division II record





PBC Records (PBC Games Only)

Team Records

Most Wins in a Season: 27 by Kennesaw State, 1998
Most Consecutive Wins: 17 by Kennesaw State, 1998
Most Consecutive Home Wins: 23 by Kennesaw State, 1997-99
Most Consecutive Away Wins: 9 by Kennesaw State, 1996-97
Best Won-Lost Percentage: .964 (27-1) by Kennesaw State, 1998
Most Losses in a Season: 24 by USC Spartanburg, 1998
Most Consecutive Losses: 10 by USC Spartanburg, 1998
Most Consecutive Home Losses: 8 by Augusta State, 1996-97
Most Consecutive Away Losses: 9 by USC Spartanburg, 1998
Longest Game (by innings):
 16 innings, Lander (3) vs. Francis Marion (1), 4-12-98

Team Batting Records

Highest Batting Average
Season .348 by Kennesaw State, 1998

Most At Bats
Game 58 by Francis Marion vs. Lander, 4-12-98
Season 1048 by USC Aiken, 2000

Most Runs
Inning 9 by Augusta College vs. USC Aiken, 4-8-95
Game 26 by Francis Marion vs. Columbus College, 3-29-93
Season 256 by Kennesaw State, 1998

Most Hits
Inning 9 by Augusta State vs. USC Aiken, 1995
Game 28 by Francis Marion vs. Columbus College, 3-29-93
Season 335 by Armstrong Atlantic State, 2001

Most Runs Batted In
Inning 8 by Augusta College vs. USC Aiken, 1995
Game 24 by Francis Marion vs. Columbus College, 3-29-93
Season 225 by Kennesaw State, 1998

Most Doubles
Inning 5 by USC Aiken vs. Ga. College & State Univ., 3-7-99
Game 8 by Columbus College vs. USC Spartanburg, 4-8-95
 8 by Francis Marion vs. USC Spartanburg, 3-3-01
Season 71 by USC Aiken, 2000

Most Triples
Inning 2 by Augusta College vs. USC Spartanburg, 4-14-95
Game 4 by Augusta College vs. USC Spartanburg, 4-14-95
Season 11 by Francis Marion, 1998

Most Home Runs
Inning 2, many times
Game 6 by Armstrong State vs. Augusta College, 3-20-94
Season 43 by USC Aiken, 2000

Most Total Bases
Game 46 by Francis Marion vs. Columbus College, 3-29-93
Season 516 by Kennesaw State, 1998

Most Times Walked
Inning 5 by Columbus State vs. UNC Pembroke, 3-28-98
 5 by Augusta State vs. USC Spartanburg, 4-5-97
Game 13 by Armstrong State vs. USC Aiken, 4-24-94
 13 by Francis Marion vs. Georgia College, 3-5-94
Season 154 by USC Aiken, 2000

Most Stolen Bases
Game 6 by many
Season 74 by Ga. College & State Univ., 1999

Most Stolen Base Attempts
Game 8 by many
Season 92 by Ga. College & State Univ., 1999

Most Times Hit by Pitch
Inning 3 by USC Spartanburg vs. Augusta State, 4-5-97
 3 by Columbus State vs. Augusta State, 2-22-97
Game 5 by USC Spartanburg vs. Augusta State, 4-5-97
 5 by Francis Marion vs. GC&SU, 3-29-98
Season 38 by Georgia College & State Univ., 1997

Most Consecutive Games Without Being Shutout, Season
 30 by Kennesaw State, 2001
 30 by Armstrong Atlantic State, 2001
 30 by USC Aiken, 2000

Most Consecutive Game Without Being Shutout, Overall
 126 by USC Aiken, 1996-2001

Largest Winning Margin

Game 17 by Kennesaw State (18-1) vs. AASU, 4-5-98
 17 by Kennesaw State (17-0) vs. USCS, 3-9-96

Team Pitching Records

Most Complete Games
Season 16 by Kennesaw State, 1999

Lowest Earned Run Average
Season 1.89 by Armstrong State, 1992

Most Innings Pitched
Season 252.1 by USC Aiken, 2000

Most Strikeouts
Inning 3, many times
Game 19 by UNC Pembroke vs. Armstrong Atlantic State, 4-28-01
Season 220 by Kennesaw State, 1999

Most Walks Allowed
Game 14 by Francis Marion vs. USC Spartanburg, 3-7-98
Season 140 by USC Aiken, 2000

Most Shutouts
Season 5 by Kennesaw State, 1996

Most Saves
Season 7 by Kennesaw State, 2001

Most Wild Pitches
Game 6 by Augusta State vs. Kennesaw State, 3-28-97
Season 32 by Ga. College & State Univ., 1999

Most Hit by Pitch
Game 5 by Augusta State vs. USC Spartanburg, 4-5-97
Season 36 by Augusta State, 1997

Team Fielding Records

Highest Fielding Pct.
Season .967 by Kennesaw State, 1998

Most Putouts
Game 48 by Francis Marion vs. Lander, 4-12-98
Season 757 by USC Aiken, 2000

Most Assists
Inning
Game 21 by Augusta College vs. USC Aiken, 4-5-96
 21 by USC Aiken vs. Columbus College, ?-?-94
Season 310 by Kennesaw State, 1999

Most Errors
Game 9 by Francis Marion vs. UNC Pembroke, 2-14-98
Season 72 by USC Spartanburg, 1998

Most Double Plays
Game 4 by GC&SU vs. UNCP, 3-28-97
 4 by GC&SU vs. UNC Pembroke, 2-18-01
Season 26 by Armstrong State, 1994

Most Passed Balls
Game 4 by Augusta State vs. Armstrong Atlantic, 2-7-98
Season 25 by USC Aiken, 2000

PBC No-Hitters
 Michael Joyce (GC&SU) vs. Kennesaw State, 2-26-00 (7 inn.)
 Donnie Thomas (KSU) vs. UNC Pembroke, 4-13-97 (7 inn.)



AASU hit .344 in 2001, the best single-season batting average in PBC history

Pirates In The Postseason



1982 NAIA District 25 (2-2, 3rd)

(at Jacksonville, AL)
Florida Atlantic 6, ASC 5
ASC 13, Flagler 1
ASC 12, Shorter 5
Florida Atlantic 25, ASC 10

1983 NAIA District 25 (3-2, 2nd)

(at Boca Raton, FL)
Shorter 6, ASC 0
ASC 9, Southern Tech 8
ASC 4, Georgia College 0
ASC 10, Flagler 5
Florida Atlantic 7, ASC 3

1984 NAIA District 25 (3-2, 2nd)

(at Milledgeville, GA)
ASC 6, Kennesaw State 0
ASC 4, Flagler 2
ASC 9, Georgia College 3
Georgia College 8, ASC 4
Georgia College 9, ASC 4

1985 Big South Tmt. (1-2, 3rd)

(at Buies Creek, NC)
ASC 6, Campbell 5
Winthrop 7, ASC 5
Campbell 11, ASC 5

1987 Big South Tmt. (2-2, 2nd)

(at Buies Creek, NC)
ASC 14, Winthrop 8
ASC 10, Coastal Carolina 6
Winthrop 12, ASC 6
Winthrop 13, ASC 12

1988 NCAA II Regional (3-1, 1st)

(at Savannah, GA)
ASC 12, Kentucky Wesleyan 3
ASC 8, Columbus 6
Columbus 7, ASC 5
ASC 5, Columbus 3

1988 DII World Series (0-2, 5th)

(at Montgomery, AL)
Lewis 5, ASC 4
Florida Southern 11, ASC 9

1989 NCAA II Regional (3-1, 1st)

(at Highland Heights, KY)
ASC 9, Bellarmine 5
Northern Kentucky 7, ASC 3
ASC 5, Northern Kentucky 4
ASC 18, Northern Kentucky 2

1989 DII World Series (0-2, 7th)

(at Montgomery, AL)
Slippery Rock 11, ASC 4
Cal. Poly-SLO 11, ASC 7

1990 NCAA II Regional (2-2, 2nd)

(at Columbus, GA)
ASC 14, Northern Kentucky 3
ASC 14, Columbus 4
Columbus 7, ASC 5
Columbus 8, ASC 2

1991 NCAA II Regional (0-2, 3rd)

(at Savannah, GA)
North Alabama 13, ASC 4
Longwood 10, ASC 4

1992 Peach Belt Tmt. (3-2, 2nd)

(at Columbus, GA)
Georgia College 5, ASC 2
ASC 7, Augusta 5
ASC 11, USC Spartanburg 2
ASC 6, Columbus 2
USC Aiken 5, ASC 2

1992 NCAA II Regional (0-2, 3rd)

(at Savannah, GA)
USC Aiken 11, ASC 0
Florida Tech 7, ASC 5

1993 Peach Belt Tmt. (1-2, 5th)

(at Savannah, GA)
ASC 8, USC Spartanburg 2
USC Spartanburg 6, ASC 5
USC Spartanburg 5, ASC 3

1993 NCAA II Regional (0-2, 3rd)

(at Aiken, SC)
Francis Marion 8, ASC 7 (11 innings)
USC Aiken 5, ASC 4

1994 Peach Belt Tmt. (3-3, 3rd)

(at Savannah, GA)
Pembroke State 8, ASC 5
ASC 10, Pembroke State 7
ASC 6, Pembroke State 1
(at Augusta, GA)
Georgia College 13, ASC 1
ASC 17, USC Aiken 7
Georgia College 5, ASC 0

1994 NCAA II Regional (3-1, 1st)

(at Columbus, GA)
ASC 5, Wingate 4 (10 innings)
ASC 7, Columbus 5
Wingate 11, ASC 10
ASC 12, Wingate 2

1994 DII World Series (1-2, 5th)

(at Montgomery, AL)
ASC 9, Lewis 5
Central Missouri 8, ASC 7
Lewis 4, ASC 3

1995 Peach Belt Tmt. (0-2, T5th)

(at Savannah, GA)
USC Aiken 5, ASC 3
USC Aiken 5, ASC 0

1996 Peach Belt Tmt. (1-2, T5th)

(at Savannah, GA)
ASC 4, USC Aiken 1
USC Aiken 2, ASC 0
USC Aiken 6, ASC 3

1997 Peach Belt Tmt. (2-3, 4th)

(at Columbus State University)
Columbus State Univ. 7, AASU 2
AASU 5, Columbus State Univ. 4
AASU 10, Columbus State Univ. 8
(at Kennesaw State Univ.)
Kennesaw State Univ. 6, AASU 4
GA. College&State Univ. 8, AASU 2

1998 Peach Belt Tmt. (3-3, 3rd)

(at GA. College&State Univ.)
AASU 6, GA. College&State Univ. 3
GA. College&State Univ. 7, AASU 4
AASU 12, GA. College&State Univ. 5
(at Kennesaw State Univ.)
AASU 6, Francis Marion 4
Kennesaw State Univ. 6, AASU 0
Columbus State Univ. 10, AASU 7

1998 NCAA II Regional (0-2, 4th)

(at Kennesaw, Ga.)
Mount Olive 20, AASU 17
Columbus State Univ. 5, AASU 0

1999 NCAA II Regional (1-2, 3rd)

(at Jacksonville, Fla.)
North Florida 6, AASU 2
AASU 8, Mount Olive 3
North Florida 3, AASU 2

AASU Record In Postseason Play

Peach Belt Tournament	13-17
Big South Tournament	3-4
NAIA District 25	8-6
NCAA II Regionals	12-14
NCAA II World Series	1-6
TOTALS	37-47

Brad Squibb's 15 total bases vs. UNK in '89 is an NCAA DII tourney game record





Memorable Seasons - '83, '84, '87, '88

1983

54-20
 NAIA #8 Team Ranking
 NAIA #1 Team Pitching
 NAIA District Playoff Runner-up
 100 School Records
 13-4 vs. NCAA I
 .326 Team Batting Average

Players

Roy Babot
 Warren Bachmann
 Gary Broad
 Jimmy Fisher
 Scott Hatfield
 Mike Huggins
 Jerry Jameson
 Ricky Meeks
 Mike Ogilvie

Al Otte
 Kirk Rahm
 Mark Simons
 Billy Ray Smith
 Kevin Stafford
 Curtis Thomson
 Stacey Whiddon
 Dan Wright
 Tony Yeomans

Co-Captains

Roy Babot
 Warren Bachmann

Coaches

Joe Roberts
 Tommy Thomson
 Lou Nadell

All-District

Warren Bachmann
 Kirk Rahm
 Billy Ray Smith
 Tony Yeomans
 Stacey Whiddon

All-Area

Stacey Whiddon

H.M. All-American

Stacey Whiddon

1984

63-17
 NAIA #3 Team Ranking
 NAIA #5 Team Pitching
 NAIA District Playoff Runner-up
 52 School Records
 248 Stolen Bases
 13-4 vs. NCAA I
 .332 Team Batting Average

Players

Jamie Armstrong
 Charlie Broad
 Gary Broad
 Kevin Brown
 Danny Demersseman
 Jimmy Fisher
 Mike Huggins
 Tony Kolgaklis
 Alan Lamb
 Greg Lanier

Cay Mays
 Hank McCarthy
 Ricky Meeks
 David Poulos
 Mark Simons
 Mike Smiciklas
 Richard Smiley
 Kevin Stafford
 Stacey Whiddon
 Tony Yeomans

Co-Captains

Stacey Whiddon
 Tony Yeomans

Coaches

Joe Roberts
 Tommy Thomson

All-Conference

David Poulos
 Mike Smiciklas
 Tony Yeomans

All-District

David Poulos
 Mike Smiciklas
 Tony Yeomans

All-Area

David Poulos
 Mike Smiciklas

H.M. All-American

David Poulos
 Mike Smiciklas

1987

47-15
 NCAA I #3 Team Batting
 NCAA I #4 Slugging Pct.
 NCAA I #5 Team Scoring
 NCAA I #8 Home Runs
 NCAA I #9 Stolen Bases
 68 School Records
 21 Game Winning Streak
 Big South Conference Divisional Champions
 Big South Conference Tournament Runnersup

Players

Bruce Addison
 David Bone
 Charlie Broad
 Chuck Christopher
 Calvin Culberson
 Scott Ellis
 Jimmy Evans
 Bill Floyd
 Bill Gearhart
 Mike Haussler
 Bob Hansen

Dana Harding
 Dan Hixon
 Brent Korn
 Bob Long
 Scott Malcom
 Mike Mitchener
 Joel Owens
 Barry Peavy
 Greg Richard
 Bryon Wagner
 Roge Williams

Captain

Charlie Broad

Coaches

Joe Roberts
 Clyde Oliver
 Tommy Thompson

All-Conference

Charlie Broad
 Calvin Culberson
 Scott Ellis
 Bill Gearhart
 Dana Harding
 Mike Mitchener

All-Conference Tournament

Charlie Broad
 Dana Harding
 Mike Mitchener

Conference Tournament MVP

Mike Mitchener

Conference Coach of the Year

Joe Roberts

1988

42-13
 NCAA II #2 Team Scoring
 NCAA II #4 Team Ranking
 NCAA II #6 Team Pitching
 52 School Records
 21 Game Winning Streak
 NCAA II World Series Participant
 NCAA II South Atlantic Region Champions

Players

Bruce Addison
 Bill Bickel
 David Bone
 Calvin Culberson
 Scott Ellis
 Bill Gearhart
 Bob Hansen
 Mike Haussler
 Dana Harding
 Dan Hixon

Brent Korn
 Scott Malcolm
 Mike Mitchener
 Danny Moore
 Rob Musser
 Joel Owens
 Sean Sharpe
 Mark Wagenhauser
 Roge Williams
 David Wright

Co-Captains

Mike Mitchener
 Calvin Culberson

Coaches

Joe Roberts
 Clyde Oliver
 Tommy Thomson

All-Region

Calvin Culberson
 Bill Gearhart
 Dana Harding
 Mike Mitchener

All-American

Calvin Culberson
 Bill Gearhart
 Dana Harding
 Mike Mitchener

All-Region Coach

Joe Roberts



The Pirates were ranked No. 3 and No. 8 in their final NAIA years of 1983 and 1984

Memorable Seasons - '89, '90, '91



1989

43-17
 NCAA II #1 Final Ranking
 NCAA II #3 Team Pitching
 NCAA II #3 Team Scoring
 NCAA II #6 Team Fielding
 25 School Records
 177 Stolen Bases
 NCAA II World Series Participant
 NCAA II South Atlantic Region Champions

Players

Chad Armstrong	John Middlebrooks	Co-Captains
Alan Bonds	Danny Moore	Brent Korn
David Bone	Larry Owens	Mark Wagenhauser
Scott Ellis	Jeff Pasquale	
Mike Ewing	Steve Russell	Coaches
Mike Haussler	Rick Sawyer	Joe Roberts
Tommy Harmon	Bill Schmidt	Clyde Oliver
Brent Korn	Brad Squibb	Tommy Thomson
Brian Kracik	Chuck Thompson	
Paul Krafft	Mark Wagenhauser	

All-Region

Chad Armstrong
 John Middlebrooks
 Steve Russell
 Brad Squibb
 Chuck Thompson

All-Region Tournament

Chad Armstrong
 Mike Ewing
 Brent Korn
 Brian Kracik
 John Middlebrooks
 Brad Squibb

Region Tournament MVP

Chad Armstrong
All-American
 Chad Armstrong

H.M. All-Americans

John Middlebrooks
 Steve Russell
 Brad Squibb
 Chuck Thompson

1990

47-9
 NCAA II #1 Final Ranking
 NCAA II #1 Team Scoring
 NCAA II #2 Team Winning Percentage
 NCAA II #4 Team Pitching
 NCAA II #5 Team Batting
 NCAA II #1 Ranking 14 Consecutive Weeks
 NCAA II National Record 30 Game Winning Streak
 22 School Records
 17-5 vs NCAA I Teams
 NCAA II South Atlantic Region Runnersup

Players

Chad Armstrong	John Middlebrooks	Co-Captains
Alan Bonds	Walt Neveker	Chad Armstrong
Jon Boothe	Larry Owens	Brad Squibb
Marv Ellis	Jeff Pasquale	
Mike Ewing	Steve Russell	Coaches
Mike Haussler	Rick Sawyer	Joe Roberts
Jeff Hanna	Shannon Schurman	Clyde Oliver
Paul Krafft	Bill Schmidt	Tommy Thomson
Darren Lynam	Brad Squibb	Calvin Culbertson
Paul Madinger	Chuck Thompson	
Curt Martin		

All-Region Tmt.

Marv Ellis
 Curt Martin
 John Middlebrooks
 Steve Russell

All-Region

Chad Armstrong
(Co-MVP)
 Paul Krafft
 John Middlebrooks
 Larry Owens
 Steve Russell
 Brad Squibb

All-Americans

Chad Armstrong
 Paul Krafft
 Steve Russell
 Brad Squibb

Hon. Mention All-Americans
 John Middlebrooks
 Larry Owens

1991

36-21
 NCAA II #2 Team Pitching
 NCAA II #3 Team Fielding
 NCAA II #12 Team Final Ranking
 NCAA II #19 Team Stolen Bases
 11 School Records
 17-5 vs NCAA I Teams
 NCAA II South Atlantic Region Participants

Players

George Becerra	Jeff Hanna	Captains
Jon Boothe	Blu Harvin	Tim Reynolds
Darryl Boyd	Terry Hipp	Shannon Schurman
Craig Bradshaw	Paul Madinger	
Eric Chavez	Roman Miestowski	Coaches
Bret Donovan	Walt Neveker	Joe Roberts
Mark Ewing	Derek Parker	Clyde Oliver
Brian Fussell	Tim Reynolds	Tommy Thomson
Bruce Fussell	Pete Richter	
Joel Goodwin	Bill Schmidt	
Rick Guerrero	Shannon Schurman	
	Darren Sprenger	

All-Region


Eric Chavez
 Bret Donovan
 Pete Richter
 Bill Schmidt

All-Americans

Eric Chavez (3rd)
 Bret Donovan (HM)
 Pete Richter (HM)
 Bill Schmidt (HM)

All-Region Tournament

Eric Chavez



1989 co-captain Mark Wagenhauser circles the bases after his second three-run home run of the game against Springfield.

AASU advanced to the Division II World Series in 1988, 1989 and 1994





Memorable Seasons - '92, '93, '94

1992

45-13-1

- NCAA II #1 Team Pitching
- NCAA II #2 Team Doubles
- NCAA II #4 Team Fielding
- NCAA II #5 Team Scoring
- NCAA II #6 Team Home Runs
- NCAA II #8 Team Final Ranking
- NCAA II #10 Team Slugging Pct.

- 16 School Records
- 14 Game Winning Streak
- NCAA II South Atlantic Region Participant
- Peach Belt Conference Season Champions
- Peach Belt Conference Tournament Runner-up

Players

George Becerra	Biddy Garza
Darryl Boyd	Daryle Gavlick
Craig Bradshaw	Joel Goodwin
Dan Britz	Roman Miestowski
Eric Chavez	Chris Milisits
Joel Chumley	Derek Parker
Vince Evans	Pete Richter
Mark Ewing	Darren Sprenger
Brian Fussell	Steve Young
Bruce Fussell	Russell Williams

Captains

Eric Chavez
Pete Richter

Coaches

Joe Roberts
Clyde Oliver
Tommy Thomson

Coch of the Year

Joe Roberts

All-PBC

Eric Chavez
(MVP)

Daryle Gavlick
(Top P)

Roman Miestowski
Pete Richter
Steve Young

All-PBC Tmt.

Darryl Boyd
Eric Chavez
Chris Milisits
Derek Parker
Pete Richter
Mike Tencza
Steve Young

All-Region Tmt.

Roman Miestowski
Derek Parker

All-Region

Eric Chavez
(MVP)

Daryle Gavlick
Roman Miestowski
Steve Young

All-Americans

Eric Chavez
Daryle Gavlick
Roman Miestowski
Steve Young

1993

45-13-1

- NCAA II #1 Team Scoring
- NCAA II #1 Team Winning Pct.
- NCAA II #2 Team Pitching
- NCAA II #4 Team Batting
- NCAA II #4 Team Slugging Pct.
- NCAA II #7 Team Doubles
- NCAA II #10 Team Home Runs
- NCAA II #11 Team Final Ranking

- 15 School Records
- 16 Game Winning Streak
- NCAA II South Atlantic Region Participant
- Peach Belt Conference Season Champions

Players

George Becerra	Kevin Lane
John Booker	Chris Milisits
Darryl Boyd	Mickey Moody
Dan Britz	Jay Sheppard
Clint Brooks	Chris Spangler
Joel Chumley	Gregg Thomas
Chris Declue	Angel Vega
Scott DeHaven	Larry Vrtiska
Bruce Fussell	Jamie Warwick
Biddy Garza	Kenny Williams
Steve Holland	Rocky Wingate
Tony Kunka	Steve Young

Captains

George Becerra
Chris Milisits
Steve Young

Coaches

Joe Roberts
Clyde Oliver
Tommy Thomson
Calvain Culberson
Joel Crisler

All-PBC

John Booker
Darryl Boyd
(Top P)

Scott DeHaven
Chris Milisits
Steve Young

All-PBC Tmt.

Darryl Boyd

All-Region

John Booker
Darryl Boyd
Scott DeHaven
Chris Milisits
Larry Vrtiska
Steve Young

All-Region Tmt.

Scott DeHaven
Mickey Moody

All-Americans

Chris Milisits (2nd)
John Booker (3rd)
Scott DeHaven (3rd)
Darryl Boyd (HM)
Steve Young (HM)
Larry Vrtiska (HM)

Academic

All-American
Chris Milisits

1994

50-15-1

- NCAA II #1 Team Double Plays
- NCAA II #5 Team Final Ranking
- NCAA II #9 Team Triples
- NCAA II #10 Team Pitching
- NCAA II #11 Team Winning Percentage
- NCAA II #14 Team Scoring
- 19 School Records
- NCAA II World Series Participant
- NCAA II South Atlantic Region Champions
- Peach Belt Conference Runner-up

Players

Clint Brooks	Chris O'Grady
Matt Chambers	Jay Sheppard
Scott DeHaven	Chris Spangler
Scot Donovan	Deron Spink
Brian Ipock	Preston Taylor
Tony Kunka	Gregg Thomas
Steve Lemieux	Chris Tidwell
Dave McLaughlin	Larry Vrtiska
Jason Miller	John Wilson

Co-Captains

Tony Kunka
Gregg Thomas

Coaches

Joe Roberts
Tommy Thomson
Calvain Culberson

All-PBC

Tony Kunka
Dave McLaughlin
Chris Tidwell

All-PBC Tmt.

Tony Kunka
John Wilson

All-Region

Tony Kunka
(MVP)
Dave McLaughlin
Chris Tidwell

All-Region Tmt.

Matt Chambers
Tony Kunka
(MVP)

Dave McLaughlin
Jason Miller
Gregg Thomas
Larry Vrtiska
John Wilson

Region

Coch of the Year

Joe Roberts

All-Americans

Dave McLaughlin (1st)
Tony Kunka (3rd)
Chris Tidwell (HM)



ASU advanced to NCAA Regional play every year from 1988 to 1994

Memorable Seasons - '98, '99



1998

38-21

- NCAA II # 8 Team Pitching
- NCAA II #14 Team Wins
- NCAA II #19 Team Ranking
- NCAA II # 22 Team Fielding
- 5 School Records
- 13 Game Winning Streak
- NCAA II South Atlantic Regional Participants

Players

Clint Belding
Kevin Bullard
Brian Chester
Mark Copeland
Matt Griffin
Gerald Jones
Greg Kennedy
Brian Logan
Brian Muniz
Dave Ruhr

Jay Schroder
Doug Sessions
Shane Shelton
Noah Theiss
Sean Timmons
Quinn Uzelman
Vincent Valinotti
Jeremy Wedel
Joey Williams
Andy Ysalgue

Captains

Matt Griffin
Vincent Valinotti

Coaches

Joe Roberts
Calvain Culberson
Tommy Thomson

All-PBC

Dave Ruhr
Andy Ysalgue
Jeremy Wedel
(Pitcher of the Year)

All-PBC Tmt.

Noah Theiss
Jeremy Wedel

All-Region

Sean Timmons
Andy Ysalgue
Jeremy Wedel
(Pitcher of the Year)

All-American

Jeremy Wedel

1999

42-14

- NCAA II # 8 Team Fielding
- NCAA II # 9 Team Pitching
- NCAA II #11 Team Wins
- NCAA II #10 Team Ranking
- 5 School Records
- 10 Game Winning Streak
- NCAA II South Atlantic Regional Participants

Players

John Batts
Adam Bernero
Kevin Bullard
Mike Cadwallader
Raymond Castillo
Brian Chester
Pat Daly
Marc Fallini
Luis Gandara
Mike Giltner
Chris Humrich
Ben Jones

Lance Jordan
Bill Keifer
Greg Kennedy
Jimmy LaRose
Damon Moore
Brian Muniz
Travis Oglesby
Jay Schroder
Shane Shelton
Noah Theiss
Quinn Uzelman
Joey Williams

Captains

Brian Muniz
Noah Theiss

Coaches

Joe Roberts
Calvain Culberson
Tommy Thomson

All-PBC

Adam Bernero
Chris Humrich

All-Region

Chris Humrich
Adam Bernero

All-Region Tmt.

Travis Oglesby
Raymond Castillo

AASU Coaching Records



Overall Coaching Records

Roy Sims

1967 (20-8, .714)

George Bedwell

1968 (11-18, .379)

Bob Backus

1969-70 (19-41, .317)

Tom Kinder

1971-78 (121-143, .458)

Tommy Cannon

1979 (13-25, .342)

Joe Roberts

1980-Present
(911-406 .692)

AASU Baseball Coaching History

YEAR	W-L	PCT.	COACH	YEAR	W-L	PCT.	COACH
1967	20- 8	.714	Sims	1985	55-18	.753	Roberts
1968	11-18	.379	Bedwell	1986	37-20	.649	Roberts
1969	12-17	.414	Backus	1987	47-15	.758	Roberts
1970	7-24	.226	Backus	1988	42-13	.764	Roberts
1971	7-14	.333	Kinder	1989	43-17	.717	Roberts
1972	14- 9	.609	Kinder	1990	47- 9	.839	Roberts
1973	21-12	.633	Kinder	1991	36-21	.632	Roberts
1974	24-15	.615	Kinder	1992	45-13	.776	Roberts
1975	15-22	.405	Kinder	1993	45-13	.776	Roberts
1976	14-24	.368	Kinder	1994	50-15	.769	Roberts
1977	16-23	.410	Kinder	1995	27-23	.540	Roberts
1978	10-24	.294	Kinder	1996	31-23	.574	Roberts
1979	13-25	.342	Cannon	1997	33-25	.569	Roberts
1980	22-20	.524	Roberts	1998	38-21	.644	Roberts
1981	35-33	.515	Roberts	1999	42-14	.750	Roberts
1982	44-24	.647	Roberts	2000	37-17	.685	Roberts
1983	54-20	.730	Roberts	<u>2001</u>	<u>38-15</u>	<u>.717</u>	<u>Roberts</u>
1984	63-17	.787	Roberts	35	1095-641	.631	

AASU's NCAA Regional appearance in 1999 was their ninth in the past 12 seasons





Pirate Honor Roll

All-Americans

1973

Steve McNeill - HM

1974

Tommy Bumgardner - HM

1983

Stacey Whiddon - HM

1984

David Poulos - HM
Mike Smiciklas - HM

1988

Mike Mitchener - 1st
Bill Gearhart - 2nd
Dana Harding - 3rd
Calvain Culberson - HM

1989

Chad Armstrong - 1st
John Middlebrooks - HM

Steve Russell - HM

Brad Squibb - HM
Chuck Thompson - HM

1990

Chad Armstrong - 2nd
Paul Krafft - 3rd
Steve Russell - 3rd
Brad Squibb - 3rd
John Middlebrooks - HM
Larry Owens - HM

1991

Eric Chavez - 3rd
Bret Donovan - HM
Pete Richter - HM
Bill Schmidt - HM

1992

Eric Chavez - 1st
Daryle Gavlick - 1st
Roman Miestowski - 1st
Steve Young - 2nd

1993

Chris Milisits - 2nd
Scott DeHaven - 3rd
John Booker - 3rd
Steve Young - HM
Daryll Boyd - HM
Larry Vrtiska - HM

1994

Dave McLaughlin - 1st
Tony Kunka - 3rd
Chris Tidwell - HM

1995

Doug Louthan - HM

1996

Jeff Agard - HM
1998
Jeremy Wedel - 3rd

Verizon Academic All-Americans

1993

Chris Milisits - 3rd

Verizon Academic All-District III

1993

Chris Milisits

1994

Gregg Thomas

All-South Atlantic Region

1988

Bill Gearhart - 1st
Calvain Culberson - 1st
Dana Harding - 1st
Mike Mitchener - 1st
Bruce Addison - 2nd
Brent Kom - 2nd
Rob Musser - 2nd

1989

Chad Armstrong - 1st
John Middlebrooks - 1st
Steve Russell - 1st
Brad Squibb - 1st
Chuck Thompson - 1st
Mike Ewing - 2nd
Danny Moore - 2nd
Jeff Pasquale - 2nd
Mark Wagenhauser - 2nd

1990

Chad Armstrong - 1st
Paul Krafft - 1st
John Middlebrooks - 1st
Larry Owens - 1st
Steve Russell - 1st
Brad Squibb - 1st
Marv Ellis - 2nd
Mike Ewing - 2nd
Jeff Hanna - 2nd
Curt Martin - 2nd
Chuck Thompson - 2nd

1991

Eric Chavez - 1st
Bret Donovan - 1st
Pete Richter - 1st
Bill Schmidt - 1st
Mark Ewing - 2nd
Terry Hipp - 2nd
Roman Miestowski - 2nd
Tim Reynolds - 2nd

Region MVPs

1988

Mike Mitchener

1990

Chad Armstrong

1992

Eric Chavez

1994

Tony Kunka

1992

Eric Chavez - 1st
Daryle Gavlick - 1st
Roman Miestowski - 1st
Steve Young - 1st
Craig Bradshaw - 2nd
Pete Richter - 2nd

1993

John Booker - 1st
Daryll Boyd - 1st
Scott DeHaven - 1st
Chris Milisits - 1st
Larry Vrtiska - 1st
Steve Young - 1st
Tony Kunka - 2nd
Jay Sheppard - 2nd
Angel Vega - 2nd
Kenny Williams - 2nd

1994

Tony Kunka - 1st
Dave McLaughlin - 1st
Chris Tidwell - 1st
Preston Taylor - 2nd

1995

Doug Louthan - 1st

1996

Jeff Agard - 1st

1998

Jeremy Wedel - 1st
Andy Ysalgue - 1st
Sean Timmons - 1st
Dave Ruhr - 2nd

1999

Adam Bernero - 1st
Chris Humrich - 1st

2001

B.J. Brinkmeier - 2nd
David Harriman - 2nd
Kirk Nordness - 2nd

Pitcher of the Year

1988

Bill Gearhart

1998

Jeremy Wedel

Coach of the Year

1988, 1989, 1994

Joe Roberts

All-Region Tmt.

1988

Dana Harding - 2B
Danny Moore - OF
Mark Wagenhauser - OF

1989

Chad Armstrong - OF (MVP)

Mike Ewing - P
Brian Kracik - SS
Brent Korn - 3B
John Middlebrooks - C
Brad Squibb - 1B

1990

Marv Ellis - OF
Curt Martin - C
John Middlebrooks - C
Steve Russell - 2B

1991

Eric Chavez - 3B

1992

Roman Miestowski - 1B
Derek Parker - OF

1993

Scott DeHaven - OF
Mickey Moody - 2B

1994

Tony Kunka - DH (MVP)

Matt Chambers - 2B
Dave McLaughlin - OF
Jason Miller - C
Gregg Thomas - P
Larry Vrtiska - P
John Wilson - OF

1999

Raymond Castillo - SS
Travis Oglesby - C



All-Conference

1984

David Poulos - SS
Mike Smiciklas - 1B
Tony Yeomans - C

1985

Chuck Christopher - P
Bill Fortner - C
J.D. Scott - OF

1986

Charlie Broad - 1B
Mickey Peyton - OF
Rick Zakrajsek - P

1987

Charlie Broad - 1B
Bill Gearhart - P
Dana Harding - 3B
Calvain Culberson - OF

Scott Ellis - C
Mike Mitchener - OF

1992

Eric Chavez - 3B
Daryle Gavlick - P
Roman Miestowski - 1B
Pete Richter - OF
Steve Young - OF

1993

John Booker - 1B
Daryll Boyd - P

Scott DeHaven - OF
Chris Milisits - C
Steve Young - OF

1994

Tony Kunka - DH
Dave McLaughlin - OF
Chris Tidwell - P

1996

Jeff Agard - P

1998

Jeremy Wedel - P
Andy Ysalgue - C
Dave Ruhr - OF
Noah Theiss - SS

1999

Adam Bernero - P
Chris Humrich - RP

2001

B.J. Brinkmeier - P
David Harriman - C
Kirk Nordness - OF

Conference MVP

1987

Mike Mitchener

1992

Eric Chavez

Pitcher of the Year

1987

Bill Gearhart

1992

Daryle Gavlick

1993

Daryll Boyd

1998

Jeremy Wedel

Coach of the Year

1987, 1992

Joe Roberts

Pirate Honor Roll



All-Conference Tournament

1985 Chuck Christopher Bill Fortner J.D. Scott	1993 Daryll Boyd
1987 Charlie Broad Dana Harding Mike Mitchener	1994 Tony Kunka John Wilson
1992 Daryll Boyd Eric Chavez Chris Milisits Derek Parker Pete Richter Mike Tencza Steve Young	1996 Chris Case
	1997 Mark Batia
	1998 Noah Theiss Jeremy Wedel

**Conference
Tournament
MVP**
1987
Mike Mitchener

Four-Year Letterwinners

1972 Dennis Pruitt	1986 Ricky Meeks Kevin Stafford Mark Simons
1973 Mark Mamalakis	1987 Charlie Broad
1974 Linn Burnsed Steve McNeill Pat Holland	1988 Calvain Culbertson
1976 Tommy Bumgardner	1989 Scott Ellis
1979 John Snelling Chuck Thomas	1990 Mike Haeussler
1979 Eddie Aenchbacher	1998 Gerald Jones
1980 Danny Pickell Dan Seitz Mike Stone	1999 Greg Kennedy
1981 Tim Norton Ty Jenny	2000 Kevin Bullard Shane Shelton Joey Williams
1984 Tony Yeomans	



President's Cup Recipients

1968 Danny Sims	1989 Mike Mitchener
1970 Dennis Pruitt	1990 Brad Squibb
1972 Roy Smith	1992 Mark Ewing
1976 James Sikes	1994 Gregg Thomas
1978 Ed Aenchbacher III	1996 Clint Brooks
1979 Ted Kinder	1997 Doug Sessions

The Presidents Cup is awarded to AASU's top scholar athlete by the Savannah Exchange Club

NAIA


All-District

1982 Warren Bachmann Kirk Rahn	1984 David Poulos Mike Smiciklas Tony Yeomans
---	---


District 25 Coach of the Year

1984
Joe Roberts


PBC Player of the Year



Eric Chavez, 1992



Daryle Gavlick, 1992



Daryll Boyd, 1993



Jeremy Wedel, 1998

PBC Pitchers of the Year

A 1990 Division II All-America honoree, Brad Squibb also earned the 1990 President's Cup as Armstrong State's top scholar-athlete.



Four-year letterwinner Gerald Jones works in the Pittsburgh Pirates organization



AASU Pirate Team Honor Roll

Charles Burnsed MVP Award

- 1976 Stanley Walker
- 1977 Danny Pickell
- 1978 Ronnie Peacock
- 1979 Eddie Aenchbacher
- Ted Kinder
- 1980 Danny Pickell
- 1981 Pat Ryan
- Gerald Sharpe
- 1982 Warren Bachmann
- 1983 Billy Ray Smith
- 1984 Tony Yeomans
- 1985 J.D. Scott
- 1986 Mickey Peyton
- 1987 Charlie Broad
- 1988 Mike Mitchener
- 1989 Chad Armstrong
- 1990 Chad Armstrong
- 1991 Eric Chavez
- 1992 Eric Chavez
- Roman Miestowski
- 1993 Chris Milisits
- 1994 Tony Kunka
- 1995 Doug Louthan
- 1996 Jeff Agard
- 1997 Andy Ysalgue
- 1998 Andy Ysalgue
- 1999 Adam Bernero
- 2000 Haydn Chinn
- 2001 David Harriman
- Kirk Nordness

Tommy Thomson Silver Bat Award

- 1980 Bill Stanley
- 1981 Roy Babot
- 1982 Kirk Rahn
- 1983 Kirk Rahn
- 1984 Mike Smicklas
- 1985 Bill Fortner
- 1986 Mike Cassala
- 1987 Charlie Broad
- Dana Harding
- Mike Mitchener
- 1988 Mike Mitchener
- 1989 Chad Armstrong
- 1990 Chad Armstrong
- Steve Russell
- Brad Squibb
- 1991 Pete Richter
- 1992 Eric Chavez
- Roman Miestowski
- 1993 Chris Milisits
- 1994 Tony Kunka
- 1995 Richard Ernst
- 1996 Mark Todd
- 1997 Mark Batia
- 1998 David Ruhr
- 1999 Jimmy LaRose
- 2000 Haydn Chinn
- 2001 Kirk Nordness

Tom Beytagh Gold Glove Award

- 1980 Gerald Sharpe
- 1981 Billy Ray Smith
- 1982 Billy Ray Smith
- Warren Bachmann
- 1983 Stacey Whiddon
- Mike Huggins
- 1984 Mike Huggins
- Kevin Brown
- 1985 Charlie Broad
- 1986 Charlie Broad
- Mike Cassalla
- 1987 Charlie Broad
- 1988 Brent Korn
- 1989 Brent Korn
- John Middlebrooks
- Brad Squibb
- 1990 Chad Armstrong
- Brad Squibb
- 1991 Eric Chavez
- Walt Neveker
- 1992 Eric Chavez
- Chris Milisits
- Chris Milisits
- Dan Britz
- 1994 Dave McLaughlin
- 1995 Richard Ernst
- 1996 None
- 1997 Doug Sessions
- 1998 Andy Ysalgue
- Brian Muniz
- 1999 Brian Muniz
- Ray Castillo
- Jimmy LaRose
- 2000 Ray Castillo
- 2001 Stacy Bennett

Richard Meeks Pitching Award

- 1980 Gordie Shuman
- 1981 Roger Moore
- 1982 Mark Simons
- 1983 Billy Ray Smith
- Gary Broad
- 1984 Gary Broad
- 1985 Chuck Christopher
- 1986 Rick Zakrajsek
- 1987 Chuck Christopher
- Bill Gearhart
- 1988 Bill Gearhart
- Rob Musser
- 1989 Chuck Thompson
- 1990 Paul Krafft
- 1991 Bill Schmidt
- 1992 Daryle Gavlick
- 1993 Daryll Boyd
- 1994 Chris Tidwell
- 1995 Mike Hopper
- 1996 Jeff Agard
- 1997 Joey Williams
- 1998 Jeremy Wedel
- 1999 Adam Bernero
- 2000 Jason Ackley
- 2001 B.J. Brinkmeier

Daniel Crawford Rookie Award

- 1980 Bill Holbrook
- 1981 Tony Yeomans
- 1982 Rickey Jones
- 1983 Ricky Meeks
- 1984 Charlie Broad
- 1985 Calvin Culberson
- 1986 Mike Mitchener
- 1987 Roge Williams
- 1988 Danny Moore
- Mark Wagenhauser
- 1989 Steve Russell
- 1990 Jeff Hanna
- 1991 Bret Donovan
- 1992 Steve Young
- 1993 Scott DeHaven
- 1994 Dave McLaughlin
- 1995 Richard Ernst
- 1996 David Young
- 1997 Joey Williams
- 1998 Noah Theiss
- 1999 Ray Castillo
- 2000 Nick Snow
- 2001 Chris Dentler

Roy Sims Captain Award

- 1980 Danny Pickell
- Dan Seitz
- 1981 Tim Norton
- Ty Jenny
- 1982 Pat Ryan
- 1983 Warren Bachmann
- Roy Babot
- 1984 Tony Yeomans
- Stacey Whiddon
- 1985 Ricky Meeks
- 1986 Ricky Meeks
- 1987 Charlie Broad
- 1988 Calvin Culberson
- Mike Mitchener
- 1989 Brent Korn
- Mark Wagenhauser
- 1990 Chad Armstrong
- Brad Squibb
- 1991 Tim Reynolds
- Shannon Schurman
- 1992 Eric Chavez
- Pete Richter
- 1993 Jorge Becerra
- Chris Milisits
- Steve Young
- 1994 Tony Kunka
- Gregg Thomas
- 1995 None
- 1996 None
- 1997 Matt Griffin
- Scott Harrell
- 1998 Matt Griffin
- Vinny Valinotti
- 1999 Brian Muniz
- Noah Theiss
- 2000 None
- 2001 None

Nick Mamalakis Competitor Award

- 1980 Ty Jenny
- 1981 Tim Norton
- 1982 Pat Ryan
- Keith Jones
- 1983 Tony Yeomans
- 1984 Mike Huggins
- 1985 Gary Jackson
- 1986 Charlie Broad
- 1987 Charlie Broad
- Mike Mitchener
- 1988 Brent Korn
- 1989 Brad Squibb
- 1990 Brad Squibb
- 1991 Tim Reynolds
- 1992 Chris Milisits
- 1993 Chris Milisits
- 1994 Deron Spink
- 1995 Doug Louthan
- 1996 Jason Mantooth
- 1997 Greg Kennedy
- 1998 Jeremy Wedel
- 1999 Chris Humrich
- 2000 Jimmy LaRose
- 2001 Ryan Chromek
- Zach Shelnett



Mark Simons pitched AASU's only perfect game in 1982.



Chuck Christopher recorded 10-win seasons in 1985 and 1987 for the Pirates.



The Pirates led the nation in scoring with 565 runs scored in 1993

AASU Team Records – Inning



Plate Appearances

20, vs. Bridgewater, 1988

At Bats

17, vs. Bridgewater, 1988 (NCAA II, t4th place)

Runs

15, vs. Bridgewater, 1988

Hits

14, vs. Bridgewater, 1988 (NCAA II, t5th place)

Singles

9, vs. Bridgewater, 1988

Doubles

4, five times. Last vs. Adelphi, 1994

Triples

2, vs. Howard, 1994 and The Citadel, 1967

Home Runs

5, vs. Bridgewater, 1988 (NCAA II, t2nd place)

Consecutive Home Runs

3, vs. Bridgewater, 1988

Runs Batted In

15, vs. Bridgewater, 1988 (NCAA II, t4th place)

Extra Base Hits

6, vs. Adelphi, 1994

Total Bases

29, vs. Bridgewater, 1988 (NCAA II, 2nd place)

Walks

10, vs. Edward Waters, 1985

Stolen Bases

8, vs. Edward Waters, 1985

Hit By Pitch

4, vs. Adelphi, March 7, 2000 (NCAA II, t2nd place)

Times on Base

17, vs. Bridgewater, 1988

Consecutive Hits

8, vs. Concordia, 1989

Consecutive Times on Base

14, vs. Gannon, 1987

AASU Team Records – Game



Plate Appearances

79, vs. Valdosta State, 1988 (NCAA II, 2nd place)

Total Plate Appearances, Both Teams

149, vs. Valdosta State, 1988 (NCAA II Record)

At Bats

55, vs. Valdosta State, 1988

Runs

29, vs. Paine, 1989

Hits

28, vs. Gannon, 1987 and Mercer-Atlanta, 1983

Hits, Both Teams

44, vs. Mount Olive, May 14, 1988 (NCAA II, t9th)

Singles

23, vs. Wittenberg, 1984

Doubles

11, vs. S.C. State, 1993 (NCAA II, t6th place)

Triples

4, vs. Howard, 1994 and Ohio Wesleyan, 1986

Home Runs

7, vs. Bridgewater, 1988 and Mount Olive, 1998

Home Runs, Both Teams

12, vs. Mount Olive (5), 1988 (NCAA II, t2nd place)

Runs Batted In

26, vs. Paine, 1989 (NCAA II, 6th place)

Grand Slams

2, vs. Utica, 1988 (ties NCAA II Record)

Extra Base Hits

14, vs. S.C. State, 1993

Total Bases

48, vs. Mount Olive, 1998

Total Bases, Both Teams

88, vs. Mount Olive (42), 1988 (NCAA II Record)

Walks

22, vs. Upper Iowa, 1989 (ties NCAA II Record)

Stolen Bases

15, vs. Oglethorpe, 1973 (NCAA II, t7th place)

Hit By Pitch

8, vs. Adelphi, March 7, 2000 (NCAA II, t3rd place)

Times on Base

40, vs. Howard, 1988

Left on Base

23, vs. Valdosta State, 1988 (NCAA II Record)

Pitching Strikeouts

19, vs. Upper Iowa, 1989

Errors

10, vs. Kentucky, 1990

Victory Margin

29, vs. Paine (29-0), 1989

Double Plays Turned

5, vs. Sacred Heart, 1997 and Augustana, 1998

Mark Simons threw the only perfect game in AASU history as a freshman in '82





AASU Team Records – Season

Games: 80, 1984
Plate Appearances: 2723, 1983
At Bats: 2313, 1983
Runs: 627, 1987
Hits: 761, 1987
Singles: 578, 1983
Doubles: 150, 1985
Doubles per Game: 2.50 (140 2B/56 G), 1990
Triples: 39, 1990
Triples per Game: 0.70, (39 3B/56 G), 1990
(NCAA II, 8th place)
Home Runs: 102, 1987
Grand Slams: 9, 1988 (NCAA II Record)
Runs Batted In: 588, 1987
Extra Base Hits: 269, 1987
Total Bases: 1260, 1987
Sacrifice Hits: 90, 1984
Sacrifice Flies: 62, 1994 (NCAA II Record)
Walks: 440, 1984
Hit By Pitch: 73, 1994 (NCAA II, t12th place)
Stolen Bases: 248, 1984
Scoring Average: 10.3, 1987
Batting Average: .360, 1987
Times On Base: 1179, 1987
On Base Percentage: .466, 1987
Slugging Percentage: .596, 1987
Consecutive Games Homered: 20, 1987
Wins: 63, 1984



Consecutive Wins: 30, 1990
Consecutive Wins, Home: 31, 1987
Cons. Wins, Start of Season: 21, 1988
Cons. Home Wins, Start of Season: 20, 1988
Consecutive Conference Wins: 10, 2001
Losses: 33, 1981
Won-Lost Percentage: .839, 1990
Pitching Walks: 297, 1994
Pitching Strikeouts: 492, 1989
Strikeouts/9 Innings: 8.6, 1989
Earned Run Average: 2.23, 1980
Complete Games: 34, 1983 & 1981
Shutouts: 14, 1982 (NCAA II, t3rd place)
Cons. Shutouts: 3, 1992; 1990; 1983; 1982 (2)
Cons. Scoreless Innings: 29.7, 1982
Cons. Innings, No Earned Runs: 30.3, 1992
Saves: 22, 1991 (NCAA II Record)
Total Chances: 2704, 1983
Putouts: 1768, 1983
Assists: 798, 1983
Errors: 150, 1981
Fielding Average: .966, 1991
Double Plays: 72, 1984



Mark Ewing went 8-3 with a 2.58 ERA in 1992, hurling a school-record and PBC-record 30.1 consecutive scoreless innings during the season.

AASU Individual Records – Game



Individual Batting Records

Plate Appearances:

9, Calvin Culberson, Brent Korn, Mike Mitchener, Dana Harding, Danny Moore, Mark Wagenhauser, 1988

At Bats:

8, Calvin Culberson, Dana Harding, 1988

Runs:

5, 11 times. Last: Deron Spink and Tony Kunka, 1994

Hits:

6, John Booker, 1993; Dave Bone, 1987 & Matt Easterwood, 2001 (NCAA II, t5th place)

Singles:

6, John Booker, 1993 and Dave Bone, 1987

Doubles:

4, Steve Young, 1993 and Kirk Rahn, 1982 (NCAA II, t3rd place)

Triples:

2, 8 times previously.

Home Runs:

3, John Booker, 1993; Dana Harding, 1987; Warren Bachmann, 1983; Chris Cuchra, 1995

Inning: 2, Jeff Hanna & John Middlebrooks, 1990; Dana Harding & Danny Moore, 1988 and Warren Bachmann, 1983

Grand Slams:

2, Brent Korn, 1988 (ties NCAA II Record)

Runs Batted In:

10, Brent Korn & Mike Mitchener, 1988 and Tony Yeomans, 1984 (NCAA II, t6th place)

Inning: 5, Mike Mitchener, 1988 and Warren Bachmann, 1983

Sacrifice Flies:

3, Preston Taylor, 1994 (NCAA II record)

Extra Base Hits:

5, Steve Young, 1993; Brad Squibb, 1989

Total Bases:

15, Brad Squibb, 1989 (NCAA II Tournament Record)

Inning: 8, Jeff Hanna & John Middlebrooks, 1990; Dana Harding & Danny Moore, 1988 and Warren Bachmann, 1983

Slugging Percentage:

1.250, John Booker, 1993

Walks:

7, Dave Bone, 1989 (NCAA II Record)

Hit By Pitch:

3, Deron Spink, 1994 and Bryan Beckmann vs. Adelphi, March 7, 2000

Reached Base Safely:

7 (of 7), Steve Young, 1993; Dave Bone, 1989

Stolen Bases:

7, Steve McNeill and Mark Mamalakis, 1973 (NCAA II Record)

Individual Pitching Records

Innings Pitched:

15, Mike Ogilvie, 1982

Strikeouts:

17, Rick Sawyer, 1990

Consecutive Strikeouts:

8, Mark Simons, 1982

No Hitters:

8, Joey Williams, 1999; Combination, 1991; Rick Sawyer, 1989; Bill Gearhart, 1987; Mike Ogilvie, Billy Ray Smith & Mark Simons, 1982; Doyle Kelley, 1968 and Bobby Cannon, 1967

Perfect Game:

Mark Simons, 1982 (ties NCAA II Record)

Individual Fielding Records

Total Chances:

20, Mike Mitchener & Bill Bickel, 1988; Scott Ellis, 1987 and Charlie Broad, 1985

Putouts:

19, Mike Mitchener & Bill Bickel, 1988; Scott Ellis, 1987; Charlie Broad, 1985 and Bill Stanley, 1980

Assists:

8, 18 times. Last: Brian Muniz, 1998

Outfield Putouts:

10, Chad Armstrong, 1989 (D II World Series Record)

Pickoffs:

5, Gary Broad, 1983

Errors:

5, Brad Bender, 1996 (ties NCAA II record)



Rick Sawyer set a school record with 17 strikeouts in a game during the 1990 season.

Chuck Christopher holds eight AASU records in major pitching categories





AASU Individual Records – Season

Individual Batting Records

Games Played:

75, Warren Bachmann, Kirk Rahn & Tony Yeomans, 1983

Plate Appearances:

316, Warren Bachmann, 1983

Official at Bats:

286, Kirk Rahn, 1983

Runs:

84, Charlie Broad, 1987 (NCAA II, t13th place)

Hits:

101, Roman Miestowski, 1992

Singles:

73, Mickey Peyton, 1986

Doubles:

26, Charlie Broad, 1986

Triples:

9, Chad Armstrong, 1990

Home Runs:

28, Dana Harding, 1987

Runs Batted In:

98, Mike Mitchener, 1987

Extra Base Hits:

50, Dana Harding, 1987

Total Bases:

205, Dana Harding, 1987

Sacrifices:

16, Charlie Broad, 1984

Sacrifice Flies:

11, Preston Taylor, 1994 (ties NCAA II Record)

Walks:

90, Kevin Stafford, 1984

Hit By Pitch:

30, Deron Spink, 1994 (NCAA II, 2nd place)

Stolen Bases:

57, Mickey Peyton, 1986 (NCAA II, t9th place)

Stolen Base Percentage:

.973, Tony Yeomans, 1984

Batting Average:

.451, Steve McNeill, 1972

Min. 200 AB: .445, Roman Miestowski, 1992

Times On Base:

166, Deron Spink, 1994

On Base Percentage:

.568, Mike Bertagnoli, 1985 & Steve McNeill, 1972

Slugging Percentage:

.830, Dana Harding, 1987

Consecutive Game Hitting Streak:

32, Calvin Culberson, 1988 (NCAA II, t8th place)

Consecutive Hits:

9, Charlie Broad, 1987

Consecutive Times on Base:

13, Dave Bone, 1989

Consecutive Games Reached Safely:

One season: 56, Chad Armstrong, 1990

Overall: 70, Chad Armstrong, 1989-1990

Consecutive Game Home Run Streak:

7, Dana Harding, 1987

Consecutive Games w/ Extra Base Hit:

8, Dana Harding, 1988

Individual Pitching Records

Pitching Appearances:

31, Mike Ogilvie, 1983; Doug Louthan, 1995

Relief Appearances:

31, Doug Louthan, 1995

Games Started:

18, Chuck Christopher, 1985

Innings Pitched:

141.0, Chuck Christopher, 1985

Strikeouts:

124, Daryle Gavlick, 1992 (NCAA II Season Leader)



All-America Roman Miestowski holds the AASU all-time record for most hits in a season with 101 in 1992.



AASU's all-time hit leader, Charlie Broad, is the only Pirate to have his jersey retired

AASU Individual Records – Season



Strikeouts Per Nine Innings:

14.0, Jeff Pasquale, 1989 and Doug Sessions, 1998

Earned Run Average:

1.04, Jeff Agard, 1996

Hits Allowed Per Nine Innings:

4.6, Bill Gearhart, 1987 (NCAA I, 7th place)

Walks:

77, Chuck Christopher, 1985

Complete Games:

13, Rick Zakrajsek, 1985

Consecutive Complete Games:

Rick Zakrajsek, 1985

Consecutive Complete Game Wins:

7, Mark Simons, 1982

Shutouts:

4, Daryle Gavlick, 1992; Mark Simons, 1982 and Tommy Bumgardner, 1975

Consecutive Shutouts:

3, Mark Ewing, 1992; Al Otte, 1983 and Mark Simons, 1982

Consecutive Scoreless Innings:

30.1, Mark Ewing, 1992 (NCAA II, 10th place)

Consecutive Innings, No Earned Runs:

37.3, Daryle Gavlick, 1992

Consecutive Scoreless Appearances:

15, Bret Donovan, 1991

Saves:

10, Mike Ogilvie, 1983 and Chris Humrich, 1999

Save Percentage:

1.000 (8-for-8), Mike Ewing, 1990 & Jeff Pasquale 1989

Pitching Decisions:

16, Chuck Christopher & Rick Zakrajsek, 1985

Wins:

12, Bill Gearhart, 1988 and Chuck Christopher, 1987

Consecutive Wins:

Single Season: 11, Daryle Gavlick, 1992 and Chuck Christopher, 1987

Multiple Seasons: 20, Bill Gearhart, 1987-88 (NCAA II 2nd place)

Won-Lost Percentage:

1.000 (minimum 5 decisions), Bill Gearhart, 10-0, 1987; Larry Vrtiska, 9-0, 1994; Larry Owens, 7-0, 1990; Mike Ewing, 7-0, 1989; Charlie Broad, 7-0, 1984; Danny DeMersseman, 5-0, 1985 and Jon Boothe, 5-0, 1990

Individual Fielding Records

Total Chances:

648, Warren Bachmann, 1983

Putouts:

580, Charlie Broad, 1984

Assists:

215, Mike Huggins, 1983

Errors:

38, Jay Sheppard, 1994

Outfield Assists:

18, Dave McLaughlin, 1994


Outfield Putouts:

124, Terry Hipp, 1991

Pickoffs:

20, Gary Broad, 1983

Jeff Agard set a school and Peach Belt Conference record with a 1.04 ERA in 1996 en route to earning honorable-mention All-America honors.



Current AASU Assistant Coach Calvin Culberson collected a 32-game hitting streak during the 1988 season, one of the Top 10 streaks in NCAA Division II history.

Former All-America third baseman Dana Harding holds 14 AASU hitting records





AASU Individual Records – Career

Games Played:

265, Tony Yeomans, 1981-84

Plate Appearances:

1,033, Tony Yeomans, 1981-84

At Bats:

869, Tony Yeomans, 1981-84

Runs:

242, Charlie Broad, 1984-87

Hits:

318, Charlie Broad, 1984-87

Singles:

200, Tony Yeomans, 1981-84

Doubles:

69, Charlie Broad, 1984-87

Triples:

16, Charlie Broad, 1984-87

Home Runs:

39, Dana Harding, 1987-88

Runs Batted In:

231, Charlie Broad, 1984-87

Extra Base Hits:

120, Charlie Broad, 1984-87

Total Bases:

524, Charlie Broad, 1984-87

Sacrifice Hits:

42, Charlie Broad, 1984-87

Walks:

183, Scott Ellis, 1986-89

Hit By Pitch:

32, Ray Castillo, 1999-2000

Stolen Bases:

128, Calvin Culberson, 1985-88

Stolen Base Percentage:

(min. 100 att.) .875, Charlie Broad, 1984-87

(less than 100 att.) .908, Roman Miestowski, 1991-92

Batting Avg:

.397, Roman Miestowski, 1991-92

(min. 600 AB) .385, Charlie Broad, 1984-87

Times On Base:

468, Charlie Broad, 1984-87

On Base Percentage:

.503, Dave Bone, 1987-89 and Jimmie Evans, 1986-87

Slugging Percentage:

.748, Mike Mitchener, 1986-88

Pitching Appearances:

71, Rickey Meeks, 1983-86

Relief Appearances:

64, Greg Kennedy, 1996-99

Innings Pitched:

353.0, Tommy Bumgardner, 1973-76

Pitching Decisions:

48, Tommy Bumgardner, 1973-76

Wins:

29, Rickey Meeks, 1983-86

Losses:

24, Tommy Bumgardner, 1973-76

Won Lost Percentage:

.909, Larry Vrtiska (20-2), 1993-94

Walks:

143, Chuck Christopher, 1985-87

Strikeouts:

244, Chuck Christopher, 1985-87

Strikeouts Per Nine Innings:

11.9, Jeff Pasquale, 1989-90

Earned Run Average:

1.17, Daryle Gavlick, 1992

(min. 300 IP) 1.81, Tommy Bumgardner, 1973-76

Hits Allowed Per Nine Innings:

6.7, Bill Schmidt, 1989-91

Complete Games:

31, Tommy Bumgardner, 1973-76 (NCAA II, 2nd place)

Shutouts:

11, Tommy Bumgardner, 1973-76 (NCAA II, 2nd place)

Saves:

14, Mike Ewing, 1989-90 and Mike Mitchener, 1986-88

Total Chances:

2,285, Charlie Broad, 1984-87

Putouts:

2,140, Charlie Broad, 1984-87

Assists:

426, Danny Pickell, 1977-80 (NCAA II, 14th place)

Errors:

65, Jay Sheppard, 1993-94; Danny Pickell, 1977-80

No Errors, Career:

Tom Beytagh, 1970-73

Outfield Putouts:

342, Calvin Culberson, 1985-88

Outfield Assists:

18, Dave McLaughlin, 1994; Tony Yeomans, 1981-84

Pickoffs:

26, Gary Broad, 1983-84

Home Run, First Career At Bat:

Scott DeHaven, 1993; Terry Hipp, 1991; Mike Cassala,

1986; David Poulos, 1984

Home Run, First Two Career At Bats:

Scott DeHaven, 1993



AASU Season Leaders



At-Bats

1967	Danny Sims	95
1968	Ray Kellett	93
1969	Larry Thompson	103
1970	Lance Green	106
1971	Mark Mamalakis	77
1972	Larry Crawford	78
1973	Steve McNeill	92
1974	Steve McNeill	138
1975	John Snelling	131
1976	Marvin Headley	114
1977	Danny Pickell	126
1978	Ronnie Peacock	125
1979	Danny Pickell	126
1980	Danny Pickell	141
1981	Tony Yeomans	197
1982	Kirk Rahn	227
1983	Kirk Rahn	286
1984	David Poulos	231
1985	Bill Fortner	239
1986	Mickey Peyton	223
1987	Dana Harding	247
1988	Mike Mitchener	228
1989	Danny Moore	226
1990	Chad Armstrong	241
1991	Tim Reynolds	217
1992	Dan Britz	228
1993	Jay Sheppard	267
1994	Jay Sheppard	266
1995	Michael Collins	201
1996	Chris Case	212
1997	Matt Griffin	210
1998	Brian Muniz	235
1999	Brian Muniz	223
2000	Jimmy LaRose	219
2001	Rob Mills	210

Runs

1967	Danny Sims	23
1968	Doyle Kelley	12
1969	Lee Rabon	15
1970	Lee Rabon	17
1971	Steve McNeill	19
1972	Steve McNeill	19
1973	Steve McNeill	24
1974	Steve McNeill	36
1975	Chuck Thomas	18
1976	Stan Walker	22
1977	Stan Walker	28
1978	Ronnie Peacock	19
1979	Dave Baker	19
1980	Bill Stanley	23
1981	Pat Ryan	41
1982	Keith Jones	49
1983	Tony Yeomans	63
1984	Tony Yeomans	71
1985	Kevin Brown	65
	Bill Fortner	65
1986	Mickey Peyton	78
1987	Charlie Broad	84
1988	Calvain Wuberson	63
	Mark Wagenhauser	63
1989	Brad Squibb	67
1990	Chad Armstrong	77
1991	Terry Hipp	48
	Pete Richter	48
1992	Roman Miestowski	72
1993	Steve Young	72
1994	Tony Kunka	83

1995	Michael Collins	39
1996	Mark Todd	44
1997	Mark Batia	53
	Adam Wilson	53
1998	David Ruhr	59
1999	3 players with	47
2000	Jimmy LaRose	57
2001	Rob Mills	54

Hits

1967	Bobby Cannon	28
	Tommy Cannon	28
	Danny Sims	28
1968	Ray Kellett	23
1969	David Layden	24
1970	Buddy Hardy	29
	Lee Rabon	29
1971	Mark Mamalakis	25
1972	Steve McNeill	34
1973	Steve McNeill	33
1974	Steve McNeill	59
1975	Warren Heller	37
1976	Marvin Headley	31
1977	Danny Pickell	37
1978	Ronnie Peacock	39
1979	Danny Pickell	37
1980	Danny Pickell	50
1981	Pat Ryan	70
1982	Kirk Rahn	90
1983	Kirk Rahn	97
1984	David Poulos	88
1985	Bill Fortner	88
1986	Mickey Peyton	97
1987	Charlie Broad	99
1988	Mike Mitchener	77
1989	Chad Armstrong	83
1990	Chad Armstrong	97
1991	Roman Miestowski	71
1992	Roman Miestowski	101
1993	Jay Sheppard	88
1994	Tony Kunka	86
1995	Michael Collins	72
1996	Mark Todd	72
1997	Mark Batia	77
1998	David Ruhr	82
1999	Jimmy LaRose	77
2000	Jimmy LaRose	74
2001	Kirk Nordness	80

Batting Average

1967	Tommy Cannon	.350
1968	Danny Sims	.322
1969	Ray Kellett	.262
1970	Buddy Hardy	.318
1971	Mark Mamalakis	.325
1972	Steve McNeill	.451
1973	Steve McNeill	.359
1974	Steve McNeill	.428
1975	Warren Heller	.320
1976	Warren Heller	.327
1977	Danny Pickell	.302
1978	Ronnie Peacock	.312
1979	Danny Pickell	.294
1980	Danny Pickell	.355
1981	Roy Babet	.401
1982	Kirk Rahn	.396
1983	Jerry Jameson	.362
1984	David Poulos	.381
1985	Gary Jackson	.389

1986	Mickey Peyton	.435
1987	Charlie Broad	.442
1988	Mark Wagenhauser	.358
1989	Chad Armstrong	.390
1990	Marv Ellis	.405
1991	Roman Miestowski	.345
1992	Roman Miestowski	.445
1993	Chris Milisits	.386
1994	John Wilson	.384
1995	Richard Ernst	.390
1996	Mark Todd	.355
1997	Mark Batia	.381
1998	Noah Theiss	.379
1999	Jimmy LaRose	.352
2000	Brian Pickel	.343
2001	Kirk Nordness	.392

Doubles

1967	Bobby Cannon	4
1968	4 with	2
1969	David Layden	4
1970	Lee Rabon	4
1971	Mark Mamalakis	4
	Tom Yarbrough	4
1972	Tom Beytagh	5
1973	Gerald Sharpe	3
	Tom Yarbrough	3
1974	Steve McNeill	8
1975	Tommy Bumgardner	6
	Warren Heller	6
1976	Warren Heller	6
	Jerry McNair	6
1977	Warren Heller	7
1978	Buddy Padgett	6
	Mike Stone	6
1979	Glen Conaway	4
1980	Danny Pickell	10
1981	Five with	7
1982	Kirk Rahn	21
1983	Kirk Rahn	20
1984	Tony Yeomans	20
1985	Bill Fortner	24
1986	Charlie Broad	26
1987	Mike Mitchener	24
1988	Dana Harding	18
	Mark Wagenhauser	18
1989	Chad Armstrong	19
1990	Brad Squibb	20
1991	Eric Chavez	20
1992	Roman Miestowski	20
	Steve Young	20
1993	Chris Milisits	22
1994	Matt Chambers	18
1995	Michael Collins	16
1996	Chris Case	21
1997	Matt Griffin	17
	Andy Ysalgue	17
1998	David Ruhr	17
1999	Brian Muniz	18
2000	Kevin Bullard	17
	Haydn Chinn	17
2001	Kirk Nordness	18

Triples

1967	Danny Sims	2
1968	Danny Sims	2
	David Smith	2
1969	David Smith	2
1970	Buddy Hardy	3

1971	Roy Smith	4
1972	Linn Burnsed	1
	Steve McNeill	1
1973	Mark Mamalakis	3
	Tom Yarbrough	3
1974	Linn Burnsed	3
1975	Buddy Padgett	4
1976	5 with	1
1977	Marvin Headley	3
	Ronnie Peacock	3
1978	Ronnie Peacock	3
1979	3 with	1
1980	David Rogers	2
1981	3 with	3
1982	Keith Jones	3
1983	Jerry Jameson	4
1984	David Poulos	5
1985	Charlie Broad	6
	J.D. Scott	6
1986	Mike Cassala	6
	Mickey Peyton	6
1987	Mike Mitchener	7
1988	Mike Mitchener	7
1989	Chad Armstrong	6
	Brad Squibb	6
1990	Chad Armstrong	9
1991	Eric Chavez	6
1992	Dan Britz	4
1993	Jay Sheppard	5
	Steve Young	5
1994	Jay Sheppard	8
1995	Leroy Lipsey	3
1996	2 with	1
1997	Mark Batia	4
	Doug Sessions	4
1998	Vincent Valinotti	3
1999	Mike Cadwallader	5
2000	Haydn Chinn	5
2001	Jason Pruitt	3
	Rob Mills	3

Home Runs

1969	David Layden	2
1970	Buddy Hardy	2
1971	Mark Mamalakis	2
1972	Linn Burnsed	2
1973	Linn Burnsed	1
	Jerry Graham	1
1974	Linn Burnsed	2
1975	John Snelling	1
1976	John Snelling	1
	Chuck Thomas	1
1977	Robbie Groover	1
1978	Robbie Groover	2
	Mike Stone	2
1979	Glen Conaway	2
	Mike Durkin	2
1980	Gerald Sharpe	2
1981	Tony Yeomans	8
1982	Kirk Rahn	7
1983	Kirk Rahn	11
1984	Mike Smiciklas	15
1985	Bill Fortner	13
	J.D. Scott	13
1986	Charlie Broad	9
	Mike Cassala	9

Two-time All-America Chad Armstrong reached base safely in all 56 games in '90





AASU Season Leaders

Home Runs

1987	Dana Harding	28
1988	Mike Mitchener	16
1989	John Middlebrooks	9
1990	Jeff Hanna	11
1991	Eric Chavez	10
1992	Eric Chavez	21
1993	John Booker	15
1994	Tony Kunka	15
1995	Richard Ernst	7
1996	Klark Reynolds	7
1997	Matt Griffin	12
1998	David Ruhr	13
1999	Travis Oglesby	19
2000	Kevin Bullard	8
2001	David Harriman	9

Runs Batted In

1967	Mike Kellett	14
1968	Clyde Jordan	14
1969	Bill Hagan	11
1970	Lee Rabon	14
1971	Mark Mamalakis	13
1972	Tom Beytagh	13
1973	Mark Mamalakis	17
1974	David Barnhill	14
1975	John Snelling	9
	Chuck Thomas	9
1976	Marvin Headley	16
1977	Danny Pickell	22
1978	Danny Pickell	19
1979	Danny Pickell	14
1980	Danny Pickell	18
1981	Pat Ryan	43
1982	Warren Bachmann	57
1983	Kirk Rahn	70
1984	Mike Smiciklas	78
1985	J.D. Scott	80
1986	Mike Cassala	77
1987	Mike Mitchener	98
1988	Mike Mitchener	82
1989	John Middlebrooks	56
1990	Chad Armstrong	63
1991	Pete Richter	53
1992	Eric Chavez	82
1993	John Booker	69
1994	Tony Kunka	86
1995	Michael Collins	38
	Richard Ernst	38
1996	Mark Todd	39
1997	Matt Griffin	50
1998	David Ruhr	55
1999	Travis Oglesby	58
2000	Brian Pickel	48
2001	David Harriman	53

Stolen Bases

1967	Danny Sims	10
	John Tatum	10
1968	Bob Houchins	12
1969	Bill Hagan	8
	Lee Rabon	8
1970	Bob Houchins	8
	Lance Green	8
1971	Steve McNeill	24
1972	Steve McNeill	18
1973	Mark Mamalakis	26

1974	Steve McNeill	28
1975	John Snelling	13
1976	Stan Walker	19
1977	Stan Walker	12
1978	Ronnie Peacock	8
1979	Dave Baker	8
1980	Gerald Sharpe	24
1981	Roy Babot	18
1982	Pat Ryan	16
1983	Tony Yeomans	28
1984	Cay Mays	37
1985	Mike Bertagnolli	38
1986	Mickey Peyton	57
1987	Calvain Culberson	40
1988	Calvain Culberson	42
1989	Danny Moore	29
1990	Steve Russell	32
1991	Roman Miestowski	27
1992	Dan Britz	32
	Roman Miestowski	32
1993	Jay Sheppard	34
1994	Jay Sheppard	29
1995	Leroy Lipsy	26
1996	Heath McBeth	17
1997	Doug Sessions	17
1998	David Ruhr	17
1999	Jimmy LaRose	21
2000	Bryan Beckmann	25
2001	Kirk Nordness	8

Total Bases

1967	Tommy Cannon	35
1968	David Smith	31
1969	David Layden	34
1970	Buddy Hardy	39
1971	Mark Mamalakis	35
1972	Steve McNeill	40
1973	Steve McNeill	37
1974	Steve McNeill	70
1975	Warren Heller	45
1976	Jerry McNair	37
1977	Danny Pickell	45
1978	Ronnie Peacock	50
1979	Danny Pickell	42
1980	Danny Pickell	62
1981	Tony Yeomans	99
1982	Kirk Rahn	132
1983	Kirk Rahn	154
1984	Mike Smiciklas	146
1985	Bill Fortner	155
1986	Charlie Broad	143
1987	Dana Harding	205
1988	Mike Mitchener	154
1989	Chad Armstrong	121
1990	Chad Armstrong	161
1991	Eric Chavez	121
1992	Eric Chavez	167
1993	Jay Sheppard	128
1994	Tony Kunka	156
1995	Michael Collins	100
1996	Mark Todd	104
1997	Matt Griffin	118
1998	David Ruhr	140
1999	Travis Oglesby	121
2000	Haydn Chinn	102
2001	Kirk Nordness	115

Base on Balls

1967	Danny Sims	18
1968	Danny Sims	16
1969	Lee Rabon	24
1970	Lee Rabon	20
1971	Roy Smith	24
1972	Linn Burnsed	21
1973	Tom Beytagh	20
1974	Linn Burnsed	26
1975		NA
1976	Stan Walker	31
1977	Stan Walker	31
1978	Ronnie Peacock	15
1979	Gerald Sharpe	17
1980	Dan Seitz	26
	Gerald Sharpe	26
1981	Pat Ryan	35
1982	Pat Ryan	57
1983	3 with	43
1984	Kevin Stafford	90
1985	Mike Bertagnolli	65
1986	Jimmie Evans	45
1987	Scott Ellis	66
1988	Dave Bone	62
1989	Dave Bone	59

1990	Chad Armstrong	44
1991	Pete Richter	52
1992	Dan Britz	44
1993	Steve Young	63
1994	Deron Spink	61
1995	Mark Todd	45
1996	Rob Freithoffer	39
1997	Mark Batia	37
1998	Noah Theiss	39
1999	Travis Oglesby	48
2000	Kevin Bullard	37
2001	Kirk Nordness	29

Hit By Pitch

1967	Danny Sims	3
1968	Phil Duke	3
1969		NA
1970	John Beebe	2
	Lance Green	2
1971	Steve McNeill	5
1972	Steve McNeill	5
1973	Gerald Sharpe	8
1974	Steve McNeill	2
1975-1979		NA
1980	Dan Seitz	5



Dave Bone collects three hits in Armstrong's live televised game against Florida Southern in a matchup of two top-ranked teams during the 1988 season.



Chris Humrich, an All-South Atlantic Region pick in 1999, tied an AASU record and set a PBC record with 10 saves in helping the Pirates to a South Atlantic Regional berth. He is currently pitching in the Montreal Expos organization.

AASU Season Leaders



Hit By Pitch

1981	5 with	2
1982	Keith Jones	11
1983	Kirk Rahm	4
1984	Mike Huggins	4
1985	Kevin Brown	4
1986	Scott Ellis	4
1987	Bruce Addison	4
1988	Brent Korn	6
1989	Brent Korn	8
	Brian Kracik	8
1990	3 tied with	5
1991	Eric Chavez	5
	Roman Miestowski	5
1992	Roman Miestowski	10
1993	John Booker	8
	Steve Young	8
1994	Deron Spink	30
1995	Thomas Sanders	11
1996	Scott Harrell	12
1997	Matt Griffin	11
	Adam Wilson	11
1998	Vinny Valinotti	11
1999	Ray Castillo	21
2000	Ray Castillo	11
	Haydn Chinn	11
2001	Jason Pruitt	5
	Rob Mills	5

On Base Percentage

1967	Danny Sims	.422
1968	Danny Sims	.493
1969	Lee Rabon	.370
1970	Lee Rabon	.408
1971	Roy Smith	.467
1972	Steve McNeill	.568
1973	Tom Beytagh	.486
1974	Steve McNeill	.428
1975		NA
1976	Stanley Walker	.431
1977	Stanley Walker	.442
1978	Ronnie Peacock	.386
1979	Danny Pickell	.331
1980	Dan Seitz	.414
1981	Roy Babot	.472
1982	Kirk Rahm	.439
1983	Tony Yeomans	.441
1984	Kevin Stafford	.526
1985	Mike Bertagnolli	.568
1986	Calvain Culberson	.519
1987	Charlie Broad	.535

1988	Dave Bone	.534
1989	Dave Bone	.498
1990	Jeff Hanna	.512
1991	Terry Hipp	.469
1992	Roman Miestowski	.526
1993	John Booker	.518
1994	Deron Spink	.527
1995	Richard Ernst	.482
1996	Mark Todd	.434
1997	Buddy Batia	.488
1998	Noah Theiss	.480
1999	Ray Castillo	.451
2000	Bryan Beckmann	.422
2001	Kirk Nordness	.493

Slugging Percentage

1967	Tommy Cannon	.438
1968	Danny Sims	.441
1969	David Layden	.358
1970	Buddy Hardy	.462
1971	Tom Yarbrough	.510
1972	Steve McNeill	.533
1973	Steve McNeill	.402
1974	Steve McNeill	.507
1975	Warren Heller	.388
1976	Larry Cupstid	.353
1977	Warren Heller	.362
1978	Mike Stone	.419
1979	Danny Pickell	.333
1980	Danny Pickell	.440
1981	Tony Yeomans	.503
1982	Kirk Rahm	.528
1983	Kirk Rahm	.538
1984	Mike Smiciklas	.649
1985	Bill Fortner	.649
1986	Charlie Broad	.668
1987	Dana Harding	.830
1988	Mike Mitchener	.675
1989	Brad Squibb	.578
1990	Chad Armstrong	.668
1991	Eric Chavez	.624
1992	Eric Chavez	.770
1993	John Booker	.685
1994	John Kunka	.647
1995	Richard Ernst	.631
1996	Mark Todd	.512
1997	Matt Griffin	.562
1998	David Ruhr	.631
1999	Travis Oglesby	.658
2000	Kevin Bullard	.536
2001	Kirk Nordness	.564

Wins

1967	Tommy Cannon	7
1968	Doyle Kelley	5
1969	Dennis Pruitt	6
1970	Dennis Pruitt	3
	Tommy Swinford	3
1971	Dennis Pruitt	4
1972	Pat Holland	5
	Dennis Pruitt	5
1973	Tommy Bumgardner	.5
	Lawrence Maner	.5
1974	Tommy Bumgardner	.7
1975	Tommy Bumgardner	.7
1976	Tommy Bumgardner	.5
1977	Eddie Aenchbacher	5
1978	Eddie Aenchbacher	4
1979	Eddie Aenchbacher	6
1980	William Holbrook	.5
	Gordie Shuman	.5
1981	Roger Moore	7
1982	Mark Simons	10
1983	Jimmy Fisher	10
1984	Gary Broad	10
1985	Chuck Christopher	.12
1986	Rick Zakrajsek	8
1987	Chuck Christopher	.11
1988	Bill Gearhart	12
1989	Rick Sawyer	8
	Chuck Thompson	.8
1990	Paul Krafft	10
1991	Daryll Boyd	7
1992	Daryle Gavlick	11
1993	Larry Vrtiska	9
1994	Larry Vrtiska	11
1995	Mike Hopper	8
1996	Michael Godbee	7
1997	Four with	.6
1998	Jeremy Wedel	10
1999	Adam Bernero	11
2000	Jason Ackley	10
2001	B.J. Brinkmeier	8

Earned Run Average

1967	Bobby Cannon	1.58
1968	Tommy Swinford	1.86
1969	Doyle Kelley	2.38
1970	Dennis Pruitt	3.94
1971	Pat Holland	3.48
1972	Tommy Swinford	2.80
1973	Tom Bumgardner	2.39
1974	Frankie Moore	1.22
1975	Tom Bumgardner	1.35
1976	Tom Bumgardner	1.46
1977	Eddie Aenchbacher	2.14
1978	Ted Kinder	4.21
1979	Eddie Aenchbacher	2.07
1980	Tim Norton	1.55
1981	Roger Moore	1.26
1982	Billy Ray Smith	1.87
1983	Ricky Meeks	1.44
1984	Gary Broad	1.74
1985	Ricky Meeks	1.83
1986	Greg Richard	1.55
1987	Bill Gearhart	1.85
1988	Mike Mitchener	1.84
1989	Jeff Pasquale	1.30
1990	Bill Schmidt	1.21

1991	Bill Schmidt	1.34
1992	Daryle Gavlick	1.17
1993	Daryll Boyd	1.79
1994	Gregg Thomas	1.62
1995	Doug Louthan	2.44
1996	Jeff Agard	1.04
1997	Greg Kennedy	3.74
1998	Jeremy Wedel	2.05
1999	Adam Bernero	3.31
2000	B.J. Brinkmeier	3.25
2001	B.J. Brinkmeier	3.46


Strikeouts

1967	Tommy Cannon	52
1968	Doyle Kelley	44
1969	Doyle Kelley	48
1970	Tommy Swinford	41
1971	Pat Holland	37
1972	Pat Holland	42
1973	Tom Bumgardner	40
1974	Tom Bumgardner	37
	Pat Holland	37
1975	Tom Bumgardner	71
1976	Tom Bumgardner	35
1977	Warren Heller	44
1978	Eddie Aenchbacher	46
1979	Eddie Aenchbacher	23
1980	William Holbrook	27
1981	Roger Moore	47
1982	Mark Simons	116
1983	Billy Ray Smith	67
1984	Gary Broad	79
1985	Chuck Christopher	116
1986	Mike Maus	57
1987	Bill Gearhart	101
1988	Rob Musser	92
1989	Rick Sawyer	94
1990	Rick Sawyer	76
1991	Craig Bradshaw	82
1992	Daryle Gavlick	124
1993	Daryll Boyd	88
1994	Chris Tidwell	101
1995	Mike Hopper	74
1996	Jeff Agard	79
1997	Mark Copeland	76
1998	Jeremy Wedel	116
1999	Adam Bernero	113
2000	B.J. Brinkmeier	73
2001	B.J. Brinkmeier	97

Innings

1967	Tommy Cannon	77.2
1968	Doyle Kelley	86.2
1969	Dennis Pruitt	81.1
1970	Tommy Swinford	84.0
1971	Pat Holland	77.2
1972	Dennis Pruitt	70.1
1973	Tom Bumgardner	83.0
1974	Tom Bumgardner	79.1
1975	Tom Bumgardner	106.1
1976	Tom Bumgardner	80.0
1977	Ed Aenchbacher	71.1
1978	Ed Aenchbacher	71.1
1979	Ed Aenchbacher	78.0
1980	Gordie Shuman	65.0
	Mike Stone	65.0

All-America third baseman Dana Harding set AASU's slugging percentage record of .830 in 1987.



Current AASU Athletic Director Dr. Eddie Aenchbacher led the Pirates in ERA twice





AASU Season Leaders

Innings

1981	Tim Norton	82.0
1982	Mark Simons	100.1
1983	Billy Ray Smith	109.0
1984	Gary Broad	102.2
1985	Chuck Christopher	141.0
1986	Ricky Meeks	80.2
1987	Chuck Christopher	107.2
1988	Bill Gearhart	106.0
1989	Larry Owens	106.0
1990	Chuck Thompson	92.1
1991	Craig Bradshaw	77.2
1992	Mark Ewing	101.0
1993	Gregg Thomas	91.1
1994	Chris Tidwell	129.0
1995	Mike Hopper	100.2
1996	Jason Manbooth	80.1
1997	Mark Copeland	91.0
1998	Jeremy Wedel	114.0
1999	Adam Bernero	103.1
2000	B.J. Brinkmeier	105.1
2001	B.J. Brinkmeier	101.1

Games

1967	Tommy Cannon	16
1968	Doyle Kelley	14
	Tommy Swinford	14
1969	Doyle Kelley	10
	Dennis Pruitt	10
1970	Dennis Pruitt	15
1971	Pat Holland	12
1972	Dennis Pruitt	12
1973	Tom Bumgardner	13
1974	Tom Bumgardner	15
1975	Tom Bumgardner	15
1976	Tom Bumgardner	12
1977	Eddie Aenchbacher	15
1978	Eddie Aenchbacher	12
1979	Eddie Aenchbacher	14
1980	Mike Stone	10
1981	William Holbrook	15
1982	Mike Ogilvie	23
1983	Mike Ogilvie	31
1984	Ricky Meeks	22
1985	Chuck Christopher	20
	Mike Maus	20
1986	Mike Maus	18


	Mike Mitchener	18
1987	Bill Floyd	23
1988	David Wright	26
1989	Mike Ewing	26
1990	Jeff Pasquale	23
1991	Bill Schmidt	22
1992	Russell Williams	21
1993	Chris DeClue	25
1994	Scot Donovan	25
1995	Doug Louthan	31
1996	Michael Godbee	18
1997	Joey Williams	25
1998	Greg Kennedy	23
1999	Shane Shelton	24
	Chris Humrich	24
2000	Shane Shelton	19
2001	Andrew Moss	19

Saves

1977	Eddie Aenchbacher	1
1978	Roy Griffin	2
1979	Eddie Aenchbacher	2
1980	William Holbrook	1
	Gerald Sharpe	1
1981	William Holbrook	2
	Kirk Rahn	2
1982	Billy Ray Smith	5
1983	Mike Ogilvie	10
1984	Ricky Meeks	5
1985	Mike Maus	6
1986	Mike Mitchener	5
1987	Chuck Christopher	3
	Greg Richard	3
1988	Mike Mitchener	7
1989	Jeff Pasquale	8
1990	Mike Ewing	8
1991	Bill Schmidt	7
1992	Russell Williams	8
1993	Jorge Becerra	3
	Biddy Garza	3
1994	Scot Donovan	8
1995	Doug Louthan	8
1996	Greg Kennedy	2
1997	Joey Williams	4
1998	3 tied with	4
1999	Chris Humrich	10
2000	Shane Shelton	3
2001	Andrew Moss	4



Chris Milisits earned All-Conference and second-team All-America honors as a catcher for the Pirates in 1993, leading the team in hitting with a .386 average.



Tony Yeomans led the Pirates in home runs and total bases during the 1981 season and ranks first all-time in at-bats and second all-time in hits on the AASU record charts.



Bill Gearhart's 20 straight wins in 1988 is an NCAA Division II single-season record

Season Top 10s - Hitting



At Bats

1. Kirk Rahn, 1983	286
2. Jay Sheppard, 1993	267
3. Jay Sheppard, 1994	266
4. Warren Bachmann, 1983	263
5. Mike Huggins, 1983	259
6. Tony Yeomans, 1983	250
7. Dana Harding, 1987	247
8. Calvin Culberson, 1987	244
9. Chad Armstrong, 1989	241
10. Tony Kunka, 1994	241

Runs

1. Charlie Broad, 1987	84
2. Calvin Culberson, 1987	83
3. Mickey Peyton, 1986	78
4. Chad Armstrong, 1990	77
5. Dana Harding, 1987	75
6. Brad Squibb, 1990	75
7. Deron Spink, 1994	75
9. Bruce Addison, 1987	74
10. Roman Miestowski, 1992	72
Steve Young, 1993	72
Scott DeHaven, 1994	72

Hits

1. Roman Miestowski, 1992	101
2. Charlie Broad, 1987	99
3. Dana Harding, 1987	98
4. Chad Armstrong, 1990	97
5. Mickey Peyton, 1986	97
6. Kirk Rahn, 1983	97
7. Steve Russell, 1990	92
8. Calvin Culberson, 1987	89
9. Mike Mitchener, 1987	88
10. David Poulos, 1984	88
Jay Sheppard, 1993	88

Doubles

1. Charlie Broad, 1986	26
2. Bill Fortner, 1985	24
3. Mike Mitchener, 1987	24
4. Chris Millsits, 1993	22
5. Dana Harding, 1987	21
6. Kirk Rahn, 1982	21
7. Chris Case, 1996	21
8. Eric Chavez, 1991	20
9. Roman Miestowski, 1992	20
10. Kirk Rahn, 1983	20
11. Brad Squibb, 1990	20
12. Tony Yeomans, 1984	20
13. Steve Young, 1992	20

Triples

1. Chad Armstrong, 1990	9
2. Brad Squibb, 1990	8
3. Jay Sheppard, 1994	8
4. Mike Mitchener, 1987	7
5. Mike Mitchener, 1988	7
6. Tony Kunka, 1994	7
7. Bruce Addison, 1987	6
8. Chad Armstrong, 1989	6
9. Charlie Broad, 1984	6
10. Mike Cassala, 1986	6
11. Eric Chavez, 1991	6
12. Mickey Peyton, 1986	6
13. Brad Squibb, 1989	6

Home Runs

1. Dana Harding, 1987	28
2. Eric Chavez, 1992	21
3. Charlie Broad, 1987	19
4. Travis Oglesby, 1999	19
5. Scott Ellis, 1987	16
6. Mike Mitchener, 1988	16
7. John Booker, 1993	15
8. Calvin Culberson, 1987	15
9. Danny Moore, 1988	15
10. Mike Smiciklas, 1985	15
11. Tony Kunka, 1994	15

Runs Batted In

1. Mike Mitchener, 1987	98
2. Tony Kunka, 1994	86
3. Dana Harding, 1987	84
4. Eric Chavez, 1992	82
5. Mike Mitchener, 1988	82
6. Charlie Broad, 1987	80
7. J.D. Scott, 1985	80
8. Mike Smiciklas, 1984	78
9. Mike Cassala, 1986	77
10. Scott Ellis, 1987	71

Batting Average

1. Steve McNeill, 1972	.451
2. Roman Miestowski, 1992	.445
3. Charlie Broad, 1987	.442
4. Mickey Peyton, 1986	.435
5. Steve McNeill, 1974	.428
6. Marv Ellis, 1990	.405
7. Chad Armstrong, 1990	.402
8. Steve Russell, 1990	.402
9. Roy Babet, 1981	.401
10. Dana Harding, 1987	.397

Stolen Bases

1. Mickey Peyton, 1986	57
2. Calvin Culberson, 1988	42
3. Calvin Culberson, 1987	40
4. Mike Bertagnolli, 1985	38
5. Cay Mays, 1984	37
6. David Poulos, 1984	36
7. Tony Yeomans, 1984	36
8. Bruce Addison, 1987	35
9. Jay Sheppard, 1993	34
10. Bruce Addison, 1988	33

Base on Balls

1. Kevin Stafford, 1984	90
2. Scott Ellis, 1987	66
3. Mike Bertagnolli, 1985	65
4. Steve Young, 1993	63
5. Dave Bone, 1988	62
6. Deron Spink, 1994	61
7. Dave Bone, 1989	59
8. Kevin Brown, 1984	57
9. Pat Ryan, 1982	57
10. Gary Jackson, 1985	56

Total Bases

1. Dana Harding, 1987	205
2. Charlie Broad, 1987	177
3. Mike Mitchener, 1987	168
4. Eric Chavez, 1992	167
5. Chad Armstrong, 1990	161
6. Roman Miestowski, 1992	160
7. Tony Kunka, 1994	156
8. Bill Fortner, 1985	155
9. Mike Mitchener, 1988	154
10. Kirk Rahn, 1983	154

Slugging Percentage

1. Dana Harding, 1987	.830
2. Charlie Broad, 1987	.790
3. Eric Chavez, 1992	.770
4. Mike Mitchener, 1987	.730
5. Roman Miestowski, 1992	.705
6. John Booker, 1993	.685
7. Mike Mitchener, 1988	.675
8. Chad Armstrong, 1990	.668
9. Charlie Broad, 1986	.668
10. Travis Oglesby, 1999	.658

On Base Percentage

1. Steve McNeill, 1972	.568
2. Mike Bertagnolli, 1985	.568
3. Gary Jackson, 1985	.556
4. Charlie Broad, 1987	.535
5. Dave Bone, 1988	.534
6. Deron Spink, 1994	.527
7. Roman Miestowski, 1992	.526
8. Kevin Stafford, 1984	.526
9. John Booker, 1993	.518
10. Jeff Hanna, 1990	.512



Dave Bone collected a school-record seven walks in one game in 1989 against Sacred Heart.





Season Top 10s - Pitching

Games

1. Mike Ogilvie, 1982 31
- Doug Louthan, 1995 31
3. Mike Ewing, 1989 26
4. Chris DeClue, 1993 25
- Scot Donovan, 1994 25
- Joey Williams, 1997 25
7. Chris Humrich, 1999 24
- Shane Shelton, 1999 24
9. Jorge Becerra, 1993 23
- Mike Ogilvie, 1983 23
- Jeff Pasquale, 1990 23
- Greg Kennedy, 1998 23

Wins

1. Chuck Christopher, 1985 12
- Bill Gearhart, 1988 12
3. Chuck Christopher, 1987 11
- Daryle Gavlick, 1992 11
- Larry Vrtiska, 1994 11
- Adam Bernero, 1999 11
7. Jason Ackley, 2000 10
- Gary Broad, 1984 10
- Jimmy Fisher, 1983 10
- Bill Gearhart, 1987 10
- Paul Krafft, 1990 10
- Ricky Meeks, 1985 10
- Mark Simons, 1982 10
- Jeremy Wedel, 1998 10
- Rick Zakrajsek, 1985 10

Saves

1. Mike Ogilvie, 1982 10
- Chris Humrich, 1999 10
3. Mike Ewing, 1989 8
- Jeff Pasquale, 1989 8
- Russell Williams, 1992 8
- Scot Donovan, 1994 8
- Doug Louthan, 1995 8
8. Mike Mitchener, 1986 7
- Bill Schmidt, 1990 7
10. Mike Ewing, 1989 6
- Biddy Garza, 1992 6
- Mike Maus, 1985 6

Earned Run Average

1. Jeff Agard, 1996 1.04
2. Daryle Gavlick, 1992 1.17
3. Roger Moore, 1981 1.26
4. Bill Schmidt, 1991 1.34
5. Tommy Bumgardner, 1975 ... 1.35
6. Ricky Meeks, 1983 1.44
7. Tommy Bumgardner, 1976 ... 1.46
8. Tim Norton, 1980 1.55
9. Bobby Cannon, 1967 1.58
10. Daryll Boyd, 1993 1.79

Innings

1. Chuck Christopher, 1985 141.0
2. Chris Tidwell, 1994 129.0
3. Rick Zakrajsek, 1985 114.1
4. Jeremy Wedel, 1998 114.0
5. Larry Vrtiska, 1994 111.0
6. Billy Ray Smith, 1983 109.0
7. Chuck Christopher, 1987 107.2
8. Tommy Bumgardner, 1975 . 106.1
9. Bill Gearhart, 1988 106.0
10. Larry Owens, 1989 106.0

Strikeouts

1. Daryle Gavlick, 1992 124
2. Jeremy Wedel, 1998 116
- Chuck Christopher, 1985 116
- Mark Simons, 1982 116
5. Adam Bernero, 1999 113
6. Bill Gearhart, 1987 101
- Chris Tidwell, 1994 101
8. Lance Jordan, 1999 99
9. B.J. Brinkmeier, 2001 97
10. Rick Sawyer, 1989 94

Winning Percentage

1. Bill Gearhart, 1987..(10-0). 1.000
- Larry Vrtiska, 1993..(9-0)... 1.000
- Charlie Broad, 1984..(7-0)... 1.000
- Mike Ewing, 1989..(7-0) 1.000
- Larry Owens, 1990..(7-0) ... 1.000
6. Daryle Gavlick, 1992..(11-1) . .917
7. Ricky Meeks, 1985..(10-1) ... 909
- Paul Krafft, 1990..(10-1) 909
9. Craig Bradshaw, 1992..(9-1) .. 900
10. Daryll Boyd, 1992..(7-1) 875
- Daryll Boyd, 1993..(7-1) 875



Adam Bernero went 11-3 with 113 strikeouts in 103.1 innings in 1999, leading AASU to a South Atlantic Regional berth. Adam has pitched the last two seasons for the Detroit Tigers.



The 1984 Pirate baseball squad won a school-record 63 games, which led the nation, and sported a pitching staff that included a 10-game winner in Gary Broad and an undefeated pitcher in Charlie Broad (7-0).

Career Top 10s - Hitting



At-Bats

1. Tony Yeomans, 81-84	869
2. Charlie Broad, 84-87	826
3. Calvin Culberson, 85-88	717
4. Kevin Bullard, 97-2000	707
5. Scott Ellis, 86-89	585
6. Mike Mitchener, 86-88	539
7. Jay Sheppard, 93-94	533
8. Roy Babot, 81-83	527
9. Brian Chester, 98-2000	517
10. Danny Pickell, 77-80	513
Kirk Rahn, 82-83	513

Runs

1. Charlie Broad, 84-87	242
2. Calvin Culberson, 85-88	225
3. Tony Yeomans, 81-84	206
4. Scott Ellis, 86-89	177
5. Kevin Bullard, 97-2000	145
6. Brad Squibb, 89-90	142
7. Chad Armstrong, 89-90	140
Tony Kunka, 93-94	140
9. Mike Mitchener, 86-88	137
10. Scott DeHaven, 93-94	131

Hits

1. Charlie Broad, 84-87	318
2. Tony Yeomans, 81-84	282
3. Calvin Culberson, 85-88	253
4. Kevin Bullard, 97-2000	199
5. Mike Mitchener, 86-88	193
6. Kirk Rahn, 82-83	187
7. Chad Armstrong, 89-90	180
8. Scott Ellis, 86-89	179
9. Dana Harding, 87-88	174
10. Roman Miestowski, 91-92	172

Doubles

1. Charlie Broad, 84-87	69
2. Kevin Bullard, 97-2000	51
3. Tony Yeomans, 81-84	49
4. Mike Mitchener, 86-88	45
5. Warren Bachmann, 82-83	43
6. Chris Milisits, 92-93	41
Kirk Rahn, 82-83	41
8. Scott Ellis, 86-89	39
Dana Harding, 87-88	39
Brad Squibb, 89-90	39

Triples

1. Charlie Broad, 84-87	16
2. Chad Armstrong, 89-90	15
Mike Mitchener, 86-88	15
4. Brad Squibb, 89-90	14
5. Jay Sheppard, 93-94	13
6. Calvin Culberson, 85-88	12
7. Steve Russell, 89-90	9
8. Tony Kunka, 93-94	8
9. Roy Babot, 81-83	7
Eric Chavez, 91-92	7
Steve Young, 92-93	7

Home Runs

1. Dana Harding, 87-88	39
2. Mike Mitchener, 86-88	38
3. Charlie Broad, 84-87	35
4. Scott Ellis, 86-89	33
5. Eric Chavez, 91-92	31
6. Tony Yeomans, 81-84	29
7. Tony Kunka, 93-94	27
8. Kevin Bullard, 97-2000	25
9. Calvin Culberson, 85-88	22
Danny Moore, 88-89	22

Runs Batted In

1. Charlie Broad, 84-87	231
2. Mike Mitchener, 86-88	209
3. Tony Yeomans, 81-84	176
4. Scott Ellis, 86-89	173
5. Dana Harding, 87-88	147
Kevin Bullard, 97-2000	147
7. Calvin Culberson, 85-88	139
8. Tony Kunka, 93-94	138
9. Eric Chavez, 91-92	134
10. Kirk Rahn, 82-83	118

Batting Average

1. Roman Miestowski, 91-92	397
2. Chad Armstrong, 89-90	396
3. Steve McNeill, 71-74	390
4. Charlie Broad, 84-87	385
5. Steve Russell, 89-90	378
6. Dana Harding, 87-88	377
7. Jimmie Evans, 86-87	368
8. Kirk Rahn, 82-83	365
9. Mike Mitchener, 86-88	358
10. Brad Squibb, 89-90	357

Stolen Bases

1. Calvin Culberson, 85-88	128
2. Charlie Broad, 84-87	98
3. Steve McNeill, 71-74	92
4. Tony Yeomans, 81-84	83
5. Kevin Stafford, 83-86	73
6. Bruce Addison, 87-88	68
7. Jay Sheppard, 93-94	63
8. Roman Miestowski, 91-92	59
9. Mickey Peyton, 86	57
Steve Russell, 89-90	57

Base on Balls

1. Scott Ellis, 86-89	183
2. Kevin Stafford, 83-86	180
3. Dave Bone, 87-89	152
4. Charlie Broad, 84-87	146
5. Tony Yeomans, 81-84	140
6. Calvin Culberson, 85-88	135
7. Bruce Addison, 87-88	109
8. Kevin Bullard, 97-2000	107
9. Steve Young, 92-93	101
10. Pete Richter, 91-92	95

Total Bases

1. Charlie Broad, 84-87	524
2. Tony Yeomans, 81-84	422
3. Mike Mitchener, 86-88	403
4. Calvin Culberson, 85-88	383
5. Dana Harding, 87-88	336
6. Kevin Bullard, 97-2000	327
7. Scott Ellis, 86-89	324
8. Eric Chavez, 91-92	288
Chad Armstrong, 89-90	288
10. Kirk Rahn, 82-83	286

Slugging Percentage

1. Mike Mitchener, 86-88	.748
2. Dana Harding, 87-88	.726
3. Eric Chavez, 91-92	.718
4. Tony Kunka, 93-94	.642
5. Chad Armstrong, 89-90	.634
6. Charlie Broad, 84-87	.627
7. Brad Squibb, 89-90	.601
8. Roman Miestowski, 91-92	.577
9. Mark Wagenhauser, 88-89	.568
10. Danny Moore, 88-89	.567

On Base Percentage

1. Dave Bone, 87-90	.503
Jimmie Evans, 86-87	.503
3. Kevin Stafford, 83-86	.492
4. Chad Armstrong, 89-90	.489
Roman Miestowski, 91-92	.489
6. Steve McNeill, 71-74	.488
7. Charlie Broad, 84-87	.480
Scott Ellis, 86-89	.480
9. Bruce Addison, 87-88	.479
10. Al Otte, 83-86	.478



Charlie Broad has his number 13 retired at Grayson Stadium. The AASU Athletic Hall of Famer still holds seven career AASU batting records, including most runs scored, hits, doubles, triples and runs batted in.



Career Top 10s - Pitching

Games

1. Greg Kennedy, 96-99	77
2. Joey Williams, 97-2000	74
3. Ricky Meeks, 83-86	71
4. Shane Shelton, 97-2000	64
5. Tommy Bumgardner, 73-76	54
6. Mike Ogilvie, 82-83	54
7. Mike Mitchener, 86-88	50
8. Dennis Pruitt, 69-72	48
Eddie Aenchbacher, 76-79	48
Chuck Christopher, 85-87	48

Wins

1. Ricky Meeks, 83-86	29
2. Chuck Christopher, 85-87	27
3. Tommy Bumgardner, 73-76	24
4. Joey Williams, 97-2000	23
5. Al Otte, 83-85	22
6. Bill Gearhart, 87-88	22
7. Daryll Boyd, 91-93	21
8. Larry Vrtiska, 93-94	20
9. Gary Broad, 83-84	18
Rick Zakrajsek, 85-86	18
Dennis Pruitt, 69-72	18

Saves

1. Mike Mitchener, 86-88	14
Mike Ewing, 89-90	14
3. Mike Ogilvie, 82-83	12
Ricky Meeks, 83-86	12
5. Jeff Pasquale, 89-90	11
6. Bill Schmidt, 89-91	10
Chris Humrich, 99	10
8. Biddy Garza, 92-93	9
9. Joey Williams, 97-2000	8
Russell Williams, 92	8
Scott Donovan, 94	8
Doug Louthan, 95	8

Earned Run Average

1. Daryle Gavlick, 92	1.17
2. Bill Schmidt, 89-91	1.67
3. Tommy Bumgardner, 73-76	1.83
4. Jon Boothe, 90-91	2.01
5. William Holbrook, 80-82	2.04
6. Jeremy Wedel, 98	2.05
7. Jeff Pasquale, 89-90	2.05
8. Mike Ewing, 89-90	2.19
9. Billy Ray Smith, 81-83	2.34
10. Gregg Thomas, 92-93	2.35

Innings

1. Tommy Bumgardner, 73-76 ...	348.2
2. Ricky Meeks, 83-86	327.0
3. Dennis Pruitt, 69-72	300.0
4. Chuck Christopher, 85-87	296.2
5. Eddie Aenchbacher, 76-79	267.1
6. Pat Holland, 71-74	258.0
7. Joey Williams, 97-2000	255.1
8. Daryll Boyd, 91-93	223.0
9. Tim Norton, 78-81	221.2
10. Al Otte, 83-85	210.0

Strikeouts

1. Chuck Christopher, 85-87	244
2. Joey Williams, 97-2000	219
3. Daryll Boyd, 91-93	216
4. Al Otte, 83-85	185
5. Tommy Bumgardner, 73-76	183
6. Ricky Meeks, 83-86	182
7. Bill Gearhart, 87-88	178
8. Rick Sawyer, 89-90	170
9. B. Brinkmeier, 2000-01	170
10. Mark Simons, 82-85	158

Winning Percentage

1. Mike Ewing, 9-0	1.000
2. Daryle Gavlick, 11-1917
3. Larry Vrtiska, 20-2909
4. Bill Gearhart, 22-3880
5. Jimmy Fisher, 14-2875
6. Scott Malcolm, 13-2867
7. Mark Simons, 15-3833
8. Jon Boothe, 8-2800
9. Craig Bradshaw, 15-4789
10. Daryll Boyd, 21-6778
Larry Owens, 14-4778
Bill Schmidt, 7-2778



Four-year letterwinner Greg Kennedy pitched in more games (77) than any other Pirate player in school history.

Joey Williams finished his four-year career in 2000 ranked in the Top 10 in five separate pitching categories.



The 1987 squad featured one of the most feared power hitting lineups in college baseball. Dana Harding (28 HR), Mike Mitchener (14 HR), Calvin Cuberson (15 HR) and Scott Ellis (16 HR) combined for 73 home runs between them. Overall, the Pirates launched a school-record 102 home runs and set other single-season bests in batting average (.360), slugging percentage (.596) and hit a home run in 20 consecutive games during the season.

Dr. Thomas Z. Jones *University President*

Thomas Z. Jones, the sixth president to serve at Armstrong Atlantic State University, begins his second year at AASU. Hired on August 1, 2000, Jones was selected by the Board of Regents and University System of Georgia Chancellor Stephen R. Portch after an exhaustive national search.

Dr. Jones served on the faculty and administration at Columbus State University, as its vice president for academic affairs from 1988-2000, prior to coming to Armstrong Atlantic State. A 30-year veteran of university teaching and administration, Dr. Jones has taught at Indiana State University, Emory and Henry College and the West Virginia Institute of Technology. While at West Virginia Tech, Dr. Jones served as the Westmoreland Professor of Mining, an endowed professorship, and vice president of academic affairs.

Dr. Jones received his Bachelor's degree in physics from Fairmont State College, his Master's of Arts degree in geology from West Virginia University and his Ph.D in Geology from Miami (Ohio) University.

From 1980-1988, he owned and served as president of Technical Evaluation Consultants, Inc., a privately owned business specializing in providing science, technical and engineering services for business, industry, government agencies and the legal community.

Dr. Jones and his wife, Joyce, have two sons, Matthew and Michael.



Dr. Eddie Aenchbacher *Athletic Director*

Dr. Eddie Aenchbacher begins his sixth full year as the athletic director for Armstrong Atlantic State University.

Dr. Aenchbacher's responsibilities include overseeing the entire athletic department and promoting Armstrong Atlantic State athletics in the community of Savannah.

Dr. Aenchbacher received his Bachelor's degree in physical education from Armstrong Atlantic State in 1979, where he was a standout student-athlete for the baseball team as a pitcher. He received his Master's degree and Doctorate of Education from the University of Georgia.

Along with his student-athlete experience at AASU, Dr. Aenchbacher also coached the Pirate cross country teams for five years and started the first AASU men's soccer team, which he coached for seven years.

During Dr. Aenchbacher's tenure as athletic director, AASU's athletic programs have had tremendous success in the classroom and on the playing field. Student-athletes at AASU have excelled in academics with 52 percent earning a 3.0 grade point average or better. The overall grade point average of AASU student-athletes is 2.93, higher than the overall institutional GPA. AASU athletic teams are consistently ranked near the top of one of the nation's premier NCAA Division II conferences, the Peach Belt Conference, and in 1999-2000, achieved its best ever Sears Director's Cup final standing, 22nd.

Dr. Aenchbacher has been married for 10 years to Michele and together they are the proud parents of two children, Jesse and Lainey.





AASU Administration

Dr. Donald Anderson *Asst. Athletic Director / Services*

Dr. Anderson's association with AASU since 1966 includes stints as an Associate Professor, Acting Head of the Department of Education, Dean for Community Services and Registrar/Director of Admissions. Dr. Anderson joined the Athletic Department in 1992 and currently assists the AD with athletic eligibility and serves as academic advisor to AASU student-athletes. He was inducted to the AASU Athletic Hall of Fame as a Citation Award winner in 1996.



Dr. Will Lynch *Faculty Athletic Representative*

Dr. Will Lynch begins his fourth full year as AASU's Faculty Athletic Representative. A native of northern Michigan, Dr. Lynch came to AASU in 1993 and serves as an assistant professor in the Department of Chemistry and Physics. A three-year men's basketball starter and all-conference performer at Kalamazoo College, he earned undergraduate degrees in mathematics and chemistry in 1986, then received his Doctorate from Wayne State in 1991.



George Bedwell *Director of Facilities*

George Bedwell begins his third year as AASU's Director of Facilities, overseeing the Armstrong Sports Center, the ARC (Aquatics & Recreation Center), the baseball, softball and intramural fields and the AASU Tennis Complex. A former AASU professor and athletic coach from 1966-1980, Bedwell was the recipient of the first Dean Probst award for outstanding faculty in 1971.



Chad Jackson *Director of Sports Communications*

Chad Jackson begins his third year at AASU as Director of Sports Communications. A Jacksonville, Fla., native, Jackson joined the Pirates from UNC Wilmington, where he served as assistant SID for the 1998-99 year. He graduated from the University of North Florida in 1995 with a Bachelor's Degree in history and served as the primary matrix board operator for the NFL's Jacksonville Jaguars in the team's first three seasons.



Dianne Lane *Athletic Secretary*

A native Savannahian, Dianne Lane has been at AASU for the past fourteen years. Lane attended the University of Georgia and has been married to Ken Lane for 35 years. She has three children and five grandchildren, including two sets of twins - Tyler and Evan, and Parker and Dylan.



Lynn Roberts *Senior Women's Administrator*

Lynn Roberts begins her second year as the Senior Women's Administrator for the AASU athletic department. The wife of current AASU head baseball coach Joe Roberts, she currently serves as the Director of Intramurals & Recreation and is an assistant professor in the Department of Health and Physical Education.



This Is Armstrong Atlantic State



Since its founding in 1935, Armstrong Atlantic State University has continued to develop to meet the Savannah community's educational needs. From its first location in Armstrong House in downtown Savannah to its current home on a scenic 250-acre lot off of Abercorn, the university has become one of the finest educational institutions in the Southeastern United States.

Armstrong Junior College was established by the Mayor of Savannah and other public officials in 1935. Housed in the beautiful and historic Armstrong House, a gift to the city from the family of George F. Armstrong, Armstrong Junior College grew over the years to occupy eight additional buildings in the Forsyth Park and Monterey Square areas.

In 1959, as Armstrong College of Savannah, it became a two-year unit of the University System.

The Board of Regents conferred four-year status on Armstrong in 1964 and the college moved to its present 250-acre location, a gift from Donald Livingston and the Mills B. Lane Foundation, in December of 1965. Additional buildings joined the eight original structures as Armstrong added professional and graduate programs and tripled in size.

In July of 1996, the Board of Regents voted to rename the college to Armstrong Atlantic State University to reflect its mission and identity. The university's reputation of excellence is still evident in its dedication to students, with a supportive environment.



Armstrong Atlantic State University was fully accredited as a senior institution by the Southern Association of Colleges and Schools in December, 1968, with accreditation retroactive to January 1, 1968, and was last reaccredited in December, 1992.

The university offers over seventy-five academic programs and majors in its School of Arts and Sciences, School of Health Professions and School of Education.

The academic community includes approximately 5,600 students and more than 250 faculty members. Enrollment has more than doubled in the last decade.

Across campus, evidence of the university's growth can be found in its facilities. A Fine Arts Center, including a 1,000 seat theatre/auditorium, the Health Professions Building and an academic computing center are recent completed buildings, along with 84,400 square foot University Hall, built to make room for a student population of 8,000. A new 115,000 square foot, \$28 million dollar science building has been under construction and is slated to open in January 2002.

Continuing a mission begun in 1935, Armstrong Atlantic State University today serves a rich gamut of traditional and non-traditional students. Sixty percent of AASU's student body are from the Savannah-Chatham area, while others come from around the state, nation and world. All have come to Savannah to experience and thrive on the campus of one of the fastest developing higher learning institutions in the nation - all have come to be a part of Armstrong Atlantic State University.





AASU Athletic Training

AASU athletic teams benefit from the fine athletic training staff, headed by medical director Dr. Spencer Wheeler and head athletic trainer Mylene Benito.

AASU's training room, part of the Armstrong Sports Center, sits adjacent to the fitness center and across the hall from the Pirate locker rooms. The room offers the most modern and advanced equipment to help players deal with injuries and rehabilitation.



Training Center Administration



Dr. Spencer Wheeler *Team Physician*

Dr. Spencer Wheeler is the medical director and team physician for Armstrong Atlantic's athletic teams. Dr. Wheeler completed his medical school training at the Medical College of Georgia in 1985, and his orthopaedic training at the University of Florida. Wheeler served two sports medicine fellowships; one at Johns Hopkins Institute and one in Sydney, Australia. Dr. Wheeler served as the head of athletic care in Atlanta for the 1996 Summer Olympics.



Mylene Benito, ATC *Head Athletic Trainer*

Mylene Benito begins her first season as the head athletic trainer for AASU. A member of the National Athletic Trainers Association (N.A.T.A.), Benito's responsibilities include the rehabilitation and prevention of injuries to AASU athletes, and assigning athletic training coverage for all practices and games of the Pirates eight intercollegiate athletic teams.

A former AASU student-athlete, Benito played for the Pirate volleyball squad from 1992 to 1996 and earned her bachelor's of science degree in health and physical education in 1998. The Georgetown, Ontario, native worked as a student and graduate assistant trainer in AASU's training room from 1996-2000 and earned her master's degree in health science in 2000.

Training Room Staff



J.C. Anderson, PT, ATC
Curriculum Advisor



Sam Chapman, ATC
Graduate Assistant



Kristin Gibson, ATC
Graduate Assistant



Central

***45 Eisenhower Drive
Savannah, Georgia
31406***

(912) 355-1000

***The Official Host For
AASU Baseball
and the 2002 Savannah
Invitational***



2002 Armstrong Atlantic State University Baseball Schedule

Date	Day	Opponent	Time
Jan. 26	Sat.	St. Andrews (DH)	11:00 a.m.
Jan. 27	Sun.	St. Andrews	1:00 p.m.
Feb. 1	Fri.	Tusculum	2:00 p.m.
Feb. 2	Sat.	Tusculum (DH)	11:00 a.m.
Feb. 3	Sun.	Tusculum	Noon
Feb. 9	Sat.	at Lander *	2:00 p.m.
Feb. 10	Sun.	at Lander (DH) *	Noon
Feb. 11	Mon.	St. Augustine's (DH)	Noon
Feb. 16	Sat.	UNC Pembroke (DH) *	Noon
Feb. 17	Sun.	UNC Pembroke *	1:00 p.m.
Feb. 22-24	Fri.-Sun.	2002 Savannah Diamond Classic (@ Grayson Stadium)	
Feb. 22	Fri.	vs. Connecticut	3:30 p.m.
Feb. 23	Sat.	vs. North Carolina	2:00 p.m.
Feb. 24	Sun.	vs. Georgia	2:00 p.m.
Feb. 28-Mar. 15		2002 Savannah Invitational	
Feb. 28	Thurs.	Kutztown	2:00 p.m.
March 1	Fri.	Kutztown	2:00 p.m.
March 2	Sat.	Wayne State (Neb.)	2:00 p.m.
March 3	Sun.	Gannon	2:00 p.m.
March 5	Tues.	Northwest Missouri State	2:00 p.m.
March 6	Wed.	Gannon	2:00 p.m.
March 7	Thurs.	Grand Valley State	2:00 p.m.
March 9	Sat.	Hillsdale	2:00 p.m.
March 10	Sun.	SIU Edwardsville	2:00 p.m.
March 11	Mon.	Concord (W. Va.)	2:00 p.m.
March 12	Tues.	Bryant (R.I.)	2:00 p.m.
March 14	Thurs.	vs. St. Augustine's (@ Grayson Stadium)	6:00 p.m.
March 16	Sat.	North Florida (DH) *	Noon
March 17	Sun.	North Florida *	1:00 p.m.
March 23	Sat.	at Columbus State *	3:00 p.m.
March 24	Sun.	at Columbus State (DH) *	1:00 p.m.
March 29	Fri.	at USC Aiken *	6:00 p.m.
March 30	Sat.	at USC Aiken (DH) *	1:00 p.m.
April 6	Sat.	at Francis Marion *	3:00 p.m.
April 7	Sun.	at Francis Marion (DH) *	1:00 p.m.
April 9	Tues.	Valdosta State	3:30 p.m.
April 13	Sat.	USC Spartanburg *	3:00 p.m.
April 14	Sun.	USC Spartanburg (DH) *	1:00 p.m.
April 16	Tues.	at Valdosta State	5:00 p.m.
April 20	Sat.	Kennesaw State (DH) *	1:00 p.m.
April 21	Sun.	Kennesaw State *	Noon
April 26	Fri.	Georgia College & State *	3:00 p.m.
April 27	Sat.	Georgia College & State (DH) *	1:00 p.m.
May 4	Sat.	at Augusta State *	3:00 p.m.
May 5	Sun.	at Augusta State (DH) *	12:30 p.m.
May 17-18	Fri.-Sat.	NCAA Division II South Atlantic Regional	TBA

Bold denotes home game.

* - Peach Belt Conference game