

Georgia Southern University

## Georgia Southern Commons

---

Armstrong Baseball Team Archives

Armstrong Men's Baseball Archives

---

2001

### 2001 AASU Baseball Guide Part 2

Armstrong State University

Follow this and additional works at: <https://digitalcommons.georgiasouthern.edu/armstrong-base-team>

---

#### Recommended Citation

Armstrong State University, "2001 AASU Baseball Guide Part 2" (2001). *Armstrong Baseball Team Archives*. 17.

<https://digitalcommons.georgiasouthern.edu/armstrong-base-team/17>

This media guide is brought to you for free and open access by the Armstrong Men's Baseball Archives at Georgia Southern Commons. It has been accepted for inclusion in Armstrong Baseball Team Archives by an authorized administrator of Georgia Southern Commons. For more information, please contact [digitalcommons@georgiasouthern.edu](mailto:digitalcommons@georgiasouthern.edu).

# AASU Opponents



## Quincy

Sun., Mar. 11 2:00 p.m.

**Location:** Quincy, Ill.  
**Enrollment:** 1,141  
**Nickname:** Hawks  
**Colors:** Brown, White, Gold  
**Conference:** GLVC  
**2000 Record:** 42-17

**Head Coach:** Patrick Atwell  
**Phone:** (217) 228-5584  
**SID:** Ryan Dowd  
**Phone:** (217) 228-5475  
**Fax:** (217) 228-5034  
**Web:** www.quincy.edu  
*Regional Participants In 1997 and 1999, Preseason #19 rank National Ranks Of #21, #16 and #13 in last four years*



## St. Andrews

Sat., Jan. 27 11:00 a.m.  
Sun., Jan. 28 1:00 p.m.

**Location:** Laurinburg, NC  
**Enrollment:** 750  
**Nickname:** Knights  
**Colors:** Royal Blue, White  
**Conference:** CVAC  
**2000 Record:** 30-23

**Head Coach:** Joe Critcher  
**Phone:** (910) 277-5276  
**SID:** Marilynn Oliver  
**Phone:** (910) 277-5751  
**Fax:** (910) 277-5272  
**Web:** www.sapc.edu  
*2000 CVAC Tournament Champions  
LHP Tim Rall 10th In DII  
In K's (89 in 72 IP)*



## South Dakota State

Tues., Mar. 6 2:00 p.m.  
Wed., Mar. 7 2:00 p.m.

**Location:** Brookings, SD  
**Enrollment:** 8,350  
**Nickname:** Jackrabbits  
**Colors:** Yellow and Blue  
**Conference:** North Central  
**2000 Record:** 23-19-1

**Head Coach:** Mark Ekeland  
**Phone:** (605) 688-5027  
**SID:** Ron Lenz  
**Phone:** (605) 688-4623  
**Fax:** (605) 688-5999  
**Web:** www.sdstate.edu  
*Advanced To Five NCAA  
Central Regional In Last 10  
Years*



## SIU Edwardsville

Sat., Mar. 10 2:00 p.m.  
Mon., Mar. 12 2:00 p.m.

**Location:** Edwardsville, IL  
**Enrollment:** 11,500  
**Nickname:** Cougars  
**Colors:** Red and White  
**Conference:** GLVC  
**2000 Record:** 33-23

**Head Coach:** Gary Collins  
**Phone:** (618) 650-2872  
**SID:** Eric Hess  
**Phone:** (618) 650-3608  
**Fax:** (618) 650-2296  
**Web:** www.siu.edu  
*2001 NCAA Division II  
Preseason Rank: #30  
Six Regionals And Three  
World Series Since 1988*



## Valdosta State

@ Tues., Apr. 10 5:00 p.m.  
Thurs., Apr. 19 3:30 p.m.

**Location:** Valdosta, GA  
**Enrollment:** 8,650  
**Nickname:** Blazers  
**Colors:** Red and Black  
**Conference:** Gulf South  
**2000 Record:** 28-26

**Coach:** Tommy Thomas  
**Phone:** (912) 259-5562  
**SID:** Steve Roberts  
**Phone:** (912) 333-5890  
**Fax:** (912) 333-5972  
**Web:** www.valdosta.edu  
*Coach Thomas Has 1,090 Wins In 33 Years, Tops Among DII Active Coaches*



## Wayne State

Mon., Mar. 5 2:00 p.m.

**Location:** Wayne, NE  
**Enrollment:** 4,200  
**Nickname:** Wildcats  
**Colors:** Black and Gold  
**Conference:** Northern Sun  
**2000 Record:** 31-19

**Coach:** John Manganaro  
**Phone:** (402) 375-7012  
**SID:** Jeremy Phillips  
**Phone:** (402) 375-7326  
**Fax:** (402) 375-7271  
**Web:** www.wsc.edu  
*LHP Brady Borner, NSC  
Pitcher Of The Year In 2000,  
Led The Nation In K's (121)  
and was 13th in ERA (2.07)*



## Augusta State

Sat., Feb. 10 2:00 p.m.  
Sun., Feb. 11 Noon

**Location:** Augusta, GA  
**Enrollment:** 5,350  
**Nickname:** Jaguars  
**Colors:** Royal Blue, White  
**2000 Record:** 25-29  
**Peach Belt:** 12-18 / 9th

**Head Coach:** Skip Fite  
**Phone:** (706) 731-7917  
**SID:** John Bush III  
**Phone:** (706) 731-7925  
**Fax:** (706) 737-7719  
**Web:** www.aug.edu/athletics  
*Coach Fite Is The NCAA  
Division II South Atlantic  
Region Chairman*



## Columbus State

Sat., Apr. 7 Noon  
Sun., Apr. 8 1:00 p.m.

**Location:** Columbus, GA  
**Enrollment:** 5,500  
**Nickname:** Cougars  
**Colors:** Red, White & Blue  
**2000 Record:** 32-24  
**Peach Belt:** 19-11 / 2nd

**Head Coach:** Greg Appleton  
**Phone:** (706) 568-2444  
**SID:** Mike Peacock  
**Phone:** (706) 569-3434  
**Fax:** (706) 569-3435  
**Web:** athletics.colstate.edu  
*PBC Player Of The Year  
1B Brad Bouras Leads The  
Preseason No. 15 Cougars*

**AASU plays 19 games in 2001 against teams that appear in the preseason rankings**





# Peach Belt Conference Opponents



## Francis Marion

Sat., Feb. 24 2:00 p.m.  
Sun., Feb. 25 Noon

**Location:** Florence, SC  
**Enrollment:** 3,684  
**Nickname:** Patriots  
**Colors:** Red, White & Blue  
**2000 Record:** 23-20  
**Peach Belt:** 15-13 / 5th

**Head Coach:** Art Inabinet  
**Phone:** (803) 661-1241  
**SID:** Michael Hawkins  
**Phone:** (803) 661-1222  
**Fax:** (803) 661-1219  
**Web:** www.fmarion.edu  
*FMU Returns Top Five Hitters And Entire Starting Rotation From 2000*



## Georgia C&SU

@ Sat., Apr. 21 3:00 p.m.  
@ Sun., Apr. 22 1:00 p.m.

**Location:** Milledgeville, GA  
**Enrollment:** 5,200  
**Nickname:** Bobcats  
**Colors:** Green and Blue  
**2000 Record:** 39-20  
**Peach Belt:** 19-11 / t2nd

**Head Coach:** Steve Mrowka  
**Phone:** (912) 445-1692  
**SID:** Brad Muller  
**Phone:** (912) 445-1779  
**Fax:** (912) 445-1790  
**Web:** www.gcsu.edu  
*No. 3 GC&SU Has Been Ranked In 6 Of Last 7 Years #6, #30, x, #7, #30, #2, #14*



## Kennesaw State

@ Sat., Mar. 31 3:00 p.m.  
@ Sun., Apr. 1 Noon

**Location:** Kennesaw, GA  
**Enrollment:** 12,861  
**Nickname:** Owls  
**Colors:** Black and Gold  
**2000 Record:** 38-20  
**Peach Belt:** 18-12 / 4th

**Head Coach:** Mike Sansing  
**Phone:** (770) 423-6264  
**SID:** Mark Toma  
**Phone:** (770) 499-3217  
**Fax:** (770) 499-3168  
**Web:** www.ksuowls.com  
*KSU Made Its Sixth Straight NCAA Regional Appearance In 2000*



## Lander

Sat., Feb. 17 2:00 p.m.  
Sun., Feb. 18 Noon

**Location:** Greensboro, NC  
**Enrollment:** 2,900  
**Nickname:** Senators  
**Colors:** Royal Blue & Gold  
**2000 Record:** 27-25  
**Peach Belt:** 13-17 / 8th

**Head Coach:** Rusty Stroupe  
**Phone:** (864) 388-8961  
**SID:** Bob Stoner  
**Phone:** (864) 388-8962  
**Fax:** (864) 388-8889  
**Web:** www.lander.edu  
*In 1999 Lander Finished 33-15, 18-12 In PBC And Was Ranked No. 24*



## North Florida

@ Sat., Mar. 24 1:00 p.m.  
@ Sun., Mar. 25 1:00 p.m.

**Location:** Jacksonville, FL  
**Enrollment:** 12,086  
**Nickname:** Ospreys  
**Colors:** Navy Blue & Gray  
**2000 Record:** 49-14  
**Peach Belt:** 26-4 / 1st

**Head Coach:** Dusty Rhodes  
**Phone:** (904) 620-2556  
**SID:** Bonnie Senappe  
**Phone:** (904) 620-4025  
**Fax:** (904) 620-2836  
**Web:** www.unf.edu  
*UNF Finished Third At The DII World Series And Is Preseason Ranked No. 2*



## UNC Pembroke

@ Sat., Apr. 28 3:00 p.m.  
@ Sun., Apr. 29 Noon

**Location:** Pembroke, NC  
**Enrollment:** 3,100  
**Nickname:** Braves  
**Colors:** Black and Gold  
**2000 Record:** 17-36  
**Peach Belt:** 5-23 / 11th

**Head Coach:** Paul O'Neil  
**Phone:** (910) 521-6498  
**SID:** Matthew Sullivan  
**Phone:** (910) 521-6371  
**Fax:** (910) 521-6551  
**Web:** www.uncp.edu  
*Dr. Danny Davis Retired After 14 Years At UNCP With A 338-345 Record*



## USC Aiken

Sat., Mar. 17 Noon  
Sun., Mar. 18 1:00 p.m.

**Location:** Aiken, SC  
**Enrollment:** 3,200  
**Nickname:** Pacers  
**Colors:** Cardinal & White  
**2000 Record:** 29-27  
**Peach Belt:** 15-15 / t6th

**Head Coach:** Ken Thomas  
**Phone:** (803) 641-3410  
**SID:** Brad Fields  
**Phone:** (803) 641-3486  
**Fax:** (803) 641-3759  
**Web:** www.usca.sc.edu  
*USC Aiken Is Tied For 4th For Most Wins In NCAA Division II Since 1983*



## USC Spartanburg

@ Sat., Apr. 14 7:00 p.m.  
@ Sun., Apr. 15 Noon

**Location:** Spartanburg, SC  
**Enrollment:** 3,700  
**Nickname:** Rifles  
**Colors:** Green, Black, White  
**2000 Record:** 13-40  
**Peach Belt:** 6-24 / 10th

**Head Coach:** Matt Fincher  
**Phone:** (864) 503-5135  
**SID:** TBA  
**Phone:** (864) 503-5129  
**Fax:** (864) 503-5127  
**Web:** www.uscs.edu  
*USCS Defeated Four Teams That Advanced To The DII World Series In 1999*



The Peach Belt Conference has five teams ranked in the 2001 DII Top 30 Preseason Poll

# The Peach Belt Conference



The Peach Belt Conference began its eighth full year as an all-sports conference in the fall of 1998. In its short history the league has established itself as one of the premiere Division II conferences in the country. In 1996, the Peach Belt enjoyed one of its most successful years in its history, with Kennesaw State winning national championships in baseball and repeating in softball, the Lander men's tennis and the Armstrong Atlantic women's tennis teams successfully defended their national titles.

In addition, USC-Spartanburg finished as national runner-up in soccer, while the USC-Aiken men's golf team placed second at the national tournament. In 1997 Peach Belt teams continued their success with Armstrong Atlantic women's tennis finishing their season as National finalist, as did the University of North Florida's Men's Golf Team. Peach Belt team's also enjoyed two National Champions as Lander University's Men's Tennis team won their third straight national title. Also, Columbus State University Men's Golf Team won a national championship.

The success continued in 1998 has Lander won another Men's Tennis championship. There were three national finalist in 1998, Kennesaw State University's baseball team, Columbus State University's Golf Team, and Armstrong Atlantic

Women's Tennis Team finished second and made their fourth straight national championship appearance.

1999 continued the national championship success as Lander became the seven-time NCAA Division II men's tennis champion and Armstrong Atlantic State's women's tennis team, Kennesaw State's baseball squad and USC Aiken's men's golf program each achieved national runner-up finishes. Peach Belt schools have now won 18 national championships and finished second 12 times in the past five years.

The seven charter members were Armstrong State College, Columbus College, Francis Marion College, Georgia College, Lander College, The University of South Carolina at Aiken, and The University of South Carolina at Spartanburg. The name Peach Belt Conference was adopted in January, 1990.

Augusta College applied and was accepted in November, 1990, with the effective date of membership on July 1, 1991. Another college joined the Peach Belt on July 1, 1992, when Pembroke (N.C.) State University officially became a member. Kennesaw State University located in Marietta, Ga., became the tenth full member of the conference on July 1, 1994. The league accepted its 11th member when Clayton State College, located in Morrow, Ga., was accepted in June 1995.

Former Augusta College basketball coach and athletic director Marvin Vanover was named the interim commissioner in April, 1990, and served in that capacity until his appointment as the conference's first full-time commissioner in July, 1991. The conference has established an office in Augusta, Ga., which houses the commissioner and his staff.

## **Peach Belt National Champions**

### **Men's Baseball**

Kennesaw State 1994\*  
Kennesaw State 1996

### **Men's Golf**

Columbus College 1992  
Columbus College 1994  
Columbus State 1997

### **Men's Tennis**

Lander University 1991\*  
Lander University 1992\*  
Lander University 1993  
Lander University 1994  
Lander University 1995  
Lander University 1996  
Lander University 1997  
Lander University 1998  
Lander University 1999  
Lander University 2000

### **Women's Tennis**

Armstrong State 1995  
Armstrong State 1996

### **Women's Softball**

Kennesaw State 1995  
Kennesaw State 1996

\* Denotes NAIA Champion



# 2000 Peach Belt Conference Standings

## 2000 Peach Belt Conference Final Standings

School	PBC	Home	Away	Overall	Home	Away	Neutral
North Florida	26-4 .867	15-0	12-3	49-14 .778	29-7	18-5	2-2
Georgia College & State	19-11 .633	14-2	5-9	39-20 .661	28-6	8-13	3-1
Columbus State	19-11 .633	10-5	8-6	32-24 .571	19-11	13-12	0-1
Kennesaw State	18-12 .600	10-5	8-7	38-20 .655	27-9	11-10	0-1
Francis Marion	15-13 .536	10-5	6-8	23-20 .535	14-10	9-10	0-0
<i>Armstrong Atlantic State</i>	<i>15-15 .500</i>	<i>7-8</i>	<i>8-7</i>	<i>37-17 .685</i>	<i>28-9</i>	<i>9-8</i>	<i>0-0</i>
USC Aiken	15-15 .500	8-7	7-8	29-27 .518	21-15	8-12	0-0
Lander	13-17 .433	6-9	7-8	27-25 .519	11-14	16-11	0-0
Augusta State	12-18 .400	5-10	7-8	25-29 .463	14-17	10-10	1-2
UNC Pembroke	6-24 .200	5-10	1-14	23-40 .245	11-19	2-21	0-0
USC Spartanburg	5-23 .179	2-11	3-12	17-36 .321	12-17	4-18	1-1

## 2000 Peach Belt Conference Statistical Leaders

Batting				RBI			Strikeouts			IP		
AB	H	Avg.	GP	RBI	P/Gm	SO	K/Gm	SO	W-L	PCT.	ERA	Svs
J.P. Songin, GCSU	209	84	.402	Kevin Kay, UNF	60	83	1.38	Lee Rodney, KSU	79.2	92	10.37	
Brad Bouras, CSU	207	81	.391	J.P. Songin, GCSU	59	74	1.25	Blake Allen, CSU	66.2	72	9.73	
Alfredo Lugo, GCSU	204	81	.391	Chris Carr, GCSU	57	64	1.12	Steve Pacheco, GCSU	88.1	94	9.58	
Kirby Langley, USCA	216	82	.380	Brad Bouras, CSU	56	61	1.09	Fletcher Kemp, FMU	89.0	94	9.51	
Chris Carr, GCSU	222	84	.378	Kirby Langley, USCA	49	51	1.04	Chris Daniels, USCA	77.2	80	9.27	
Kyle Catrett, UNF	246	90	.366	<i>Kevin Bullard, AASU</i>	<i>47</i>	<i>47</i>	<i>1.00</i>	Michael Stone, USCS	79.1	80	9.10	
Josh Maner, CSU	218	78	.358	Lee McCool, UNF	62	62	1.00	Jason Burdette, CSU	94.1	93	8.88	
Chris Clark, UNCP	199	71	.357	Brian Fleetwood, UNF	63	61	0.97	Nat Stoner, FMU	57.0	56	8.84	
Nolan Graham, FMU	143	51	.357	Adam Brown, UNF	57	54	0.95	Jerry Love, FMU	53.1	52	8.78	
Travis Evans, KSU	169	60	.355	Brad Reed, KSU	53	48	0.91	Adam Horne, UNF	89.2	83	8.33	
<b>Home Runs</b>				<b>Doubles</b>			<b>Saves</b>			<b>IP</b>		
GP	HR	P/Gm	GP	2B	P/Gm	GP	ERA	ERA	Svs	W-L	PCT.	
Chris Carr, GCSU	57	17	0.30	Chris Carr, GCSU	57	24	0.42	Matt Incinelli, UNF	107.1	12-1	.923	
Brad Bouras, CSU	56	15	0.27	Kyle Catrett, UNF	62	26	0.42	<i>Jason Ackley, AASU</i>	<i>81.2</i>	<i>10-2</i>	<i>.833</i>	
Lee McCool, UNF	62	15	0.24	Joe Barrett, USCS	53	20	0.38	Dan Roszel, UNF	74.2	10-2	.833	
David Gillespie, USCA	52	12	0.23	<i>Kevin Bullard, AASU</i>	<i>47</i>	<i>17</i>	<i>0.36</i>	Adam Horne, UNF	89.2	10-3	.769	
Tavis Cummings, USA	40	8	0.20	Chris Clark, UNCP	57	18	0.35	Mark Smith, GCSU	115.1	10-3	.769	
Josh Robinson, UNCP	49	10	0.20	Rodney Kenney, CSU	55	18	0.33	Mike Wood, UNF	92.2	8-3	.727	
Bo Counts, KSU	57	10	0.18	Kevin Kay, UNF	60	20	0.33	<i>Joey Williams, AASU</i>	<i>101.0</i>	<i>8-5</i>	<i>.615</i>	
Kirby Langley, USCA	49	9	0.18	<i>Haydn Chinn, AASU</i>	<i>53</i>	<i>17</i>	<i>0.32</i>	Ben Genrich, KSU	46.1	7-0	1.000	
<i>Kevin Bullard, AASU</i>	<i>47</i>	<i>8</i>	<i>0.17</i>	Lee McCool, UNF	62	20	0.32	Jason Burdette, CSU	94.1	7-3	.700	
Sam Garau, USCA	53	9	0.17	Tim Strange, ASU	54	17	0.32	Zach Conrad, USCA	87.0	7-4	.636	
Chris Harrington, USCA	54	9	0.17	<b>Stolen Bases</b>			<b>Saves</b>			<b>IP</b>		
J.P. Songin, GCSU	59	10	0.17	GP	SB	SBA	P/Gm	GP	ERA	ERA	Svs	
<b>Triples</b>				JuJu Foreman, ASU	54	49-58	0.91	Jerrold Payne, UNF	54.2	1.65	14	
GP	3B	P/Gm	Kyle Catrett, UNF	62	33-41	0.53	Dwayne Eury, LU	21.0	2.57	12		
<i>Haydn Chinn, AASU</i>	53	5	0.09	<i>Bryan Beckmann, AASU</i>	51	25-27	0.49	Blake Allen, CSU	66.2	3.65	9	
<i>Bryan Beckmann, AASU</i>	51	4	0.08	Kevin Kay, UNF	60	29-35	0.48	Mitch Douglas, ASU	22.0	5.73	8	
Kirk Harris, FMU	39	3	0.08	Alfredo Lugo, GCSU	58	26-28	0.45	Brad Reed, KSU	30.1	0.89	6	
Brad Bouras, CSU	56	4	0.07	<i>Jimmy LaRose, AASU</i>	<i>54</i>	<i>21-27</i>	<i>0.39</i>	Michael Stone, USCS	79.1	4.76	5	
Hal Jackson, GCSU	58	4	0.07	Jason Samples, GCSU	45	16-19	0.36	Will Anderson, GCSU	26.0	3.46	4	
Lane Floyd, KSU	54	3	0.06	<i>Brian Chester, AASU</i>	<i>42</i>	<i>13-15</i>	<i>0.31</i>	Brian Thurman, UNCP	72.2	5.57	4	
Lee McCool, UNF	62	4	0.06	Jon Carter, KSU	58	17-20	0.29	Jon Jankord, USCA	18.1	3.44	3	
Alfredo Lugo, GCSU	58	3	0.05	Keith Hunter, KSU	50	13-15	0.26	<i>Shane Shelton, AASU</i>	<i>31.0</i>	<i>4.94</i>	<i>3</i>	



Earned Run Average		GP	W-L	IP	R	ER	ERA
Adam Horne, UNF	14	10-3	89.2	28	18	1.81	
Mike Wood, UNF	25	8-3	101.0	39	30	2.67	
Lee Rodney, KSU	14	8-4	79.2	29	26	2.94	
Carson Wiggins, GCSU	12	5-1	72.1	36	25	3.11	
<i>B.J. Brinkmeier, AASU</i>	<i>19</i>	<i>5-6</i>	<i>105.1</i>	<i>55</i>	<i>38</i>	<i>3.25</i>	
<i>Joey Williams, AASU</i>	<i>15</i>	<i>8-5</i>	<i>101.0</i>	<i>51</i>	<i>37</i>	<i>3.30</i>	
Judd Ross, KSU	12	8-1	70.2	37	26	3.31	
John Miniscalco, CSU	15	6-3	88.2	45	34	3.45	
Blake Allen, CSU	33	5-4	66.2	30	27	3.65	
Dan Roszel, UNF	23	10-2	74.2	40	31	3.74	



Pirate hurler Jeff Agard had a 1.04 ERA in 1996, a Peach Belt single-season record

# Peach Belt Conference Year-By-Year



**1992**

Team	PBC	W-L
1. Armstrong State #	11-1-1	45-13-1
2. USC Aiken #	10-2-1	45-15-1
3. USC Spartanburg	7-8	20-22
4. Columbus #	6-9	32-23
5. Augusta	5-10	25-26
6. Georgia College	3-12	24-29
* Francis Marion	0-0	30-13

\* Not eligible for conference title  
# NCAA tournament participant

## AII-PBC

1B Roman Miestowski, ASC
2B Chris Hodge, AC
3B Eric Chavez, ASC
SS Ronnie Barnes, AC
DH Jamie Miller, AC
C Dave Hieb, USCA
OF Rob Holderbaum, USCA
Pete Richter, ASC
Doug Ternik, CC
Steve Young, ASC
UI Chris Dorsey, USCA
P Daryle Gavlick, ASC
Rusty Kea, GC
Keith Linebarger, CC
Sam McCollum, USCA

### Player of the Year

Eric Chavez, ASC

### Pitcher of the Year

Daryle Gavlick, ASC

### Coach of the Year

Joe Roberts, ASC

**1993**

Team	PBC	W-L
1. Armstrong State #	14-3-1	45-13-1
2. USC Aiken #	13-7	46-18
3. Francis Marion #	13-8	28-15
4. Columbus	10-8	22-25
5. Augusta	9-11	26-26
6. Georgia College	7-13	20-26
7. Pembroke State	7-14	23-30
8. USC Spartanburg	4-13-1	15-25-1
* Kennesaw State	0-0	36-16

\* Not eligible for conference title  
# NCAA tournament participant

## AII-PBC

1B John Booker, ASC
2B Chris Hodge, AC
3B Tom Estep, FMU
SS Doug Ternik, CC
DH Ty Stott, USCS
C Chris Millits, ASC
OF Steve Young, ASC
Scott DeHaven, ASC
Kurt Venneman, USCA
Ed Evans, CC
UI Steve Wilfing, FMU
P Bryan Ward, USCA
Daryll Boyd, ASC
Chris Locane, FMU
Tony Locey, CC

### Player of the Year

Chris Hodge, AC

### Pitcher of the Year

Daryll Boyd, ASC

### Coach of the Year

Gary Gilmore, USCA

**1994**

Team	PBC	W-L
1. USC Aiken	16-5	35-22
2. Armstrong State #	15-6	50-15-1
3. Georgia College	14-7	40-18-1
4. Columbus #	11-10	35-23
5. Augusta	10-11	22-30
6. Francis Marion	8-13	14-22
7. Pembroke State	7-14	20-24
8. USC Spartanburg	3-18	14-30
* Kennesaw State	0-0	48-14

\* Not eligible for conference title  
# NCAA tournament participant

## AII-PBC

1B Danny O'Rourke, GC
2B Adam Riggs, USCA
3B Keith Daugherty, CC
SS Paul Hibbitts, GC
DH Tony Kunka, ASC
C Derrick Roadcap, FMU
OF Tarry Stokes, AC
Brett Thees, CC
Jason Westbrook, USCS
UI Dave McLaughlin, ASC
UI Brian Simpson, USCS
P Chris Tidwell, ASC
Steve Shimp, GC
Tim Trawick, CC
Gary White, USCA

### Player of the Year

Adam Riggs, USCA

### Pitcher of the Year

Tim Trawick, CC

### Coach of the Year

Steve Mrowka, GC

**1992**

### Player of the Week

Mar 18	Rusty Kea, GC
Mar 25	Mark Ewing, ASC
Apr 1	Shane Johnson, USCS
Apr 7	Eric Chavez, ASC
Apr 15	Roman Miestowski, ASC
Apr 22	Dave Hieb, USCA
Apr 29	Eric Chavez, ASC
May 7	Eric Chavez, ASC

**1993**

### Player of the Week

Mar 15	John Booker, ASC
Mar 22	John Booker, ASC
Mar 29	Chris Hodge, AC
Apr 5	Angel Vega, ASC
Apr 12	Steve Wilfing, FMU
Apr 19	Mike Sullivan, GC

### Pitcher of the Week

Mar 15	Steve Lee, USCA
Mar 22	Chris Locane, FMU
Mar 29	Rusty Kea, GC
Apr 5	Jack Baldwin, PSU
Apr 12	Jim Ridenour, PSU
Apr 19	Antone Brooks, FMU

**1994**

### Player of the Week

Feb 14	Deron Spink, ASC
Feb 21	Chip Fiscohofer, GC
Mar 9	Danny O'Rourke, GC
Mar 16	Tarry Stokes, AC
Mar 23	Tarry Stokes, AC
Mar 30	Jason Westbrook, USCS
Apr 6	Carlos Otero, USCA
Apr 13	Steve Meyer, KSC
Apr 20	John Wilson, ASC

### Pitcher of the Week

Feb 14	Chris Tidwell, ASC
Feb 21	Brian Treudler, USCS
Mar 9	Scot Donovan, ASC
Mar 16	Mason Rose, AC
Mar 23	Chad McLamb, FMU
Mar 30	Steve Shimp, GC
Apr 6	Chris Tidwell, ASC
Apr 13	Mike Zambrano, USCA
Apr 20	Tim Trawick, CC



Pirate Deron Spink was hit by 30 pitches in 1994, an NCAA DII Single-Season record





# Peach Belt Conference Year-By-Year

## 1995

Team	PBC	W-L
1. Kennesaw State #	19-4	43-14
2. Georgia College #	17-6	49-19-1
3. Columbus	14-10	39-21
<i>Armstrong State</i>	<b>14-10</b>	<b>27-23</b>
USC Aiken	14-10	34-24
6. Francis Marion	12-12	26-16
7. Augusta	7-17	15-36
8. Pembroke State	6-16	20-26
9. USC Spartanburg	2-20	10-31

# NCAA tournament participant

### AII-PBC

1B	Chris Grady, GC
2B	Darrell Baggett, KSC
3B	Keith Daugherty, CC
SS	Dustin Sands, FMU
DH	Jason Westbrook, USCS
C	Ryan Coe, KSC
OF	Tarry Stokes, AC
	Brett Thees, CC
	Greg Winters, GC
	Ceano Truesdale, USCA
UI	Mike Terciera, GC
P	Chris McKnight, KSC
	Tim Trawick, CC
	Kris Hale, PSU
	Johnny Whited, GC

### Player of the Year

Ryan Coe, KSC

### Pitcher of the Year

Chris McKnight, KSC

### Coach of the Year

Mike Sansing, KSC

## 1995

### Player of the Week

Feb 27	Ryan Coe, KSC
Mar 13	Ryan Coe, KSC
Mar 21	Ryan Coe, KSC
Mar 29	Ricky DeSana, USCA
Apr 5	Keith Daugherty, CC
Apr 12	Dusty DeVore, CC
Apr 19	Tarry Stokes, AC
Apr 26	Matt Mathews, CC
May 3	Chris Grady, GC

### Pitcher of the Week

Feb 27	Kris Hale, PSU
Mar 13	Tim Trawick, CC
Mar 21	Johnny Whited, GC
Mar 29	Jason Hucks, USCA
Apr 5	David Curley, GC
Apr 12	Chris McKnight, KSC
Apr 19	<i>Mike Hopper, ASC</i>
Apr 26	Tim Trawick, CC
May 3	Brett Thees, CC

## 1996

Team	PBC	W-L
1. Columbus College #	18-5	38-10
2. Kennesaw State #	17-6	39-14
3. <b>Armstrong State</b>	<b>13-9</b>	<b>31-23</b>
4. Georgia College #	12-11	34-21
5. USC Aiken	10-14	32-23
6. Pembroke State	10-14	24-24
7. Francis Marion	8-13	16-21
8. USC Spartanburg	9-15	18-28
9. Augusta College	7-17	20-30

# NCAA tournament participant

### AII-PBC

1B	Dusty DeVore, CC
2B	Chris Grady, GC
3B	Jason Backus, GC
SS	Marty Richburg, CC
DH	Brian Autry, FMU
C	Chris Halliday, KSC
OF	Brandon O'Hearn, CC
	Greg Winters, GC
	Ceano Truesdale, USCA
	Kevin Parker, FMU
P	Jason Childers, KSC
P	<i>Jeff Agard, ASC</i>
P	Rodney Stevenson, CC
P	Matt Johnson, USCA

### Player of the Year

Brandon O'Hearn, CC

### Pitcher of the Year

Jason Childers, KSC

### Coach of the Year

Chip Reese, CC

## 1996

### Player of the Week

Feb 14	Greg Winters, GC
Feb 21	Ryan Girard, AC
Mar 6	Matt Dover, USCS
Mar 14	Chris Halliday, KSC
Mar 20	Mike Faehrich, USCA
Mar 27	Ceano Truesdale, USCA
Apr 3	Dusty DeVore, CC
Apr 10	Jason Backus, GC
Apr 17	Davis Port, CC
Apr 24	<i>Jeff Agard, ASC</i>
May 1	Brandon O'Hearn, CC

### Pitcher of the Week

Feb 14	Scotty Smith, AC
Feb 21	Quinn Collins, GC
Mar 6	<i>Jeff Agard, ASC</i>
Mar 14	Jason Childers, KSC
Mar 20	<i>Jeff Agard, ASC</i>
Mar 27	Matt Johnson, USCA
Apr 3	Christian Hess, FMU
Apr 10	Rodney Stevenson, CC
Apr 17	Mell Bishop, PSU
Apr 24	Ben Wiggins, CC
May 1	Jason Childers, KSC

## 1997

Team	PBC	W-L
1. Kennesaw State #	19-4	47-14
2. Georgia C&SU #	18-6	41-24
3. Francis Marion	14-9	30-17
4. Columbus State	14-10	32-23
5. <b>Armstrong Atlantic</b>	<b>10-14</b>	<b>33-25</b>
6. UNC Pembroke	9-14	27-29
7. Augusta State	9-15	25-28
8. USC-Aiken	9-15	21-35
9. USC-Spartanburg	4-19	10-33

# NCAA tournament participant

### AII-PBC

1B	Dale Beasley, ASU
2B	Chris Howard, GCSU
3B	Jason Backus, GCSU
SS	Marty Richburg, CSU
DH	Steve Mitrovich, FMU
C	Matt Mathews, CSU
OF	Brannon Whatley, KSU
	Richie Blankenship, GCSU
	Ryan Peavey, GCSU
	Burt Beatson, FMU
UI	Seth LaFera, KSU
P	Steven Padgett, ASU
	Kevin Mobley, GCSU
	Jeremy Haplin, FMU
	Donnie Thomas, KSU

### Player of the Year

Marty Richburg, CSU

### Pitcher of the Year

Donnie Thomas, KSU

### Freshman of the Year

Mike Ryan, USCS

### Coach of the Year

Steve Mrowka, GCSU

## 1997

### Player of the Week

Feb 19	Chad Mathis, CSU
Mar 5	Steve Mitrovich, FMU
Mar 12	Dale Beasley, ASU
Mar 19	Tory Tarlenton, ASU
Mar 26	<i>Adam Wilson, AASU</i>
Apr 2	Jason Backus, GCSU
Apr 9	Ryan Peavey, GCSU
Apr 16	Marty Richburg, CSU
Apr 23	<i>Matt Griffin, AASU</i>
Apr 30	Lee Carter, FMU
May 7	Brannon Whatley, KSU

### Pitcher of the Week

Feb 19	Brian McDonald, CSU
Mar 5	Jerry Waller, FMU
Mar 12	Dan Wiggins, GCSU
Mar 19	<i>Mark Copeland, AASU</i>
Mar 26	Chip Cason, GCSU
Apr 2	<i>Mark Copeland, AASU</i>
Apr 9	Donnie Thomas, KSU
Apr 16	Donnie Thomas, KSU
Apr 23	Kevin Mobley, GCSU
Apr 30	Kevin Mobley, GCSU
May 7	Jason Childers, KSU



**Brent Korn tied a NCAA Division II record with two grand slams in one game in 1988**

# Peach Belt Conference Year-By-Year



## 1998

## 1999

## 2000

Team	PBC	W-I
1. Kennesaw State #	27-1	61-5
2. North Florida	15-11	32-21
3. Georgia C&SU	16-12	31-26
4. Lander	15-12	24-28
5. <b>Armstrong Atl. #</b>	<b>15-14</b>	<b>38-21</b>
6. Francis Marion	15-14	23-24
7. Columbus State #	14-14	34-27
8. USC Aiken	13-16	27-25
9. Augusta State	11-16	23-25
10. UNC Pembroke	8-20	24-25
11. USC Spartanburg	5-24	13-39

# NCAA tournament participant

### AII-PBC

1B Brad Bouras, CSU
2B Dustin Sands, FMU
3B Nathan Cothran, KSU
SS Bobby Jensen, USCA
DH Barry Mongello, FMU
<b>C Andy Ysalgue, AASU</b>
<b>OF David Ruhr, AASU</b>
Brannon Whatley, KSU
Aaron Fera, GCSU
Jason Jones, KSU
UI Johnny Pickens, CSU
<b>P Jeremy Wedel, AASU</b>
Dusty Keppen, KSU
Chris Bowen, KSU
Casey Bates, CSU

### Player of the Year

Jason Jones, KSU

### Pitcher of the Year

Jeremy Wedel, AASU

### Freshman of the Year

Brad Bouras, CSU

### Coach of the Year

Mike Sansing, KSU

## 1998

### Player of the Week

Feb 17	Beau Whitenack, USCA
Mar 3	Nathan Cothran, KSU
Mar 11	Robbie Smith, ASU
<b>Mar 18</b>	<b>David Ruhr, AASU</b>
Mar 25	Andy Bast, GCSU
Apr 1	Nathan Cothran, KSU
Apr 8	Johnny Pickens, CSU
Apr 15	Antonio Evans, USCA
Apr 22	Kevin Jackson, UNF
Apr 29	Dustin Sands, FMU
May 6	Brannon Whatley, KSU

### Pitcher of the Week

Feb 17	Casey Bates, CSU
Mar 3	Chris Bowen, KSU
Mar 11	Jonathan Aaron, LU
<b>Mar 18</b>	<b>Quinn Uzelman, AASU</b>
Mar 25	Trey Brasington, UNCP
<b>Apr 1</b>	<b>Jeremy Wedel, AASU</b>
Apr 8	Kevin Hierns, ASU
Apr 15	Gary Bohannon, KSU
<b>Apr 22</b>	<b>Jeremy Wedel, AASU</b>
Apr 29	Casey Bates, CSU
<b>May 6</b>	<b>Jeremy Wedel, AASU</b>

Team	PBC	W-I
1. North Florida #	22-8	43-17
2. Kennesaw State #	21-9	49-14
3. Columbus State	20-9	34-17
4. <b>Armstrong Atl. #</b>	<b>19-9</b>	<b>42-14</b>
5. Lander	18-12	33-15
6. Georgia C&SU	18-12	34-21
7. Augusta State	14-16	27-29
8. UNC Pembroke	8-20	23-26
9. Francis Marion	8-21	14-28
10. USC Aiken	8-22	20-32
11. USC Spartanburg	5-24	21-33

# NCAA tournament participant

### AII-PBC

1B Brad Bouras, CSU
2B Willie Harris, KSU
3B Willie Carter, ASU
SS Josh Turner, LU
INF Lee McCool, UNF
DH Callahan Morden, USCS
C K. Kay, UNF; R. Cornett, CSU
UT Jason Lockhart, UNCP
OF Jason Jones, KSU
Matt Schneider, UNF
Aaron Fera, GCSU
Antonio Evans, USCA
JuJu Foreman, ASU
<b>P Adam Bernero, AASU</b>
Dusty Keppen, KSU
Jonathan Aaron, LU
T. Pierce, CSU; G. Perry, KSU
<b>RP Chris Humrich, AASU</b>

### Player of the Year

Jason Jones, KSU

### Pitcher of the Year

Tony Pierce, CSU

### Freshman of the Year

Matt Incinelli, UNF

### Coach of the Year

Dusty Rhodes, UNF

## 1999

### Player of the Week

<b>Feb 16</b>	<b>Kevin Bullard, AASU</b>
Mar 2	Aaron Fera, GCSU
Mar 10	Matt Schneider, UNF
Mar 17	Brad Bouras, CSU
Mar 24	Jason Jones, KSU
Mar 31	Lee McCool, UNF
Apr 7	Jason Jones, KSU
Apr 14	Willie Carter, ASU
Apr 21	Jason Jones, KSU
Apr 28	Willie Harris, KSU
May 3	Brad Bouras, CSU

### Pitcher of the Week

<b>Feb 16</b>	<b>Adam Bernero, AASU</b>
Mar 2	Anthony Marini, KSU
Mar 10	Stephen Stewart, UNF
Mar 17	Dana Reece, CSU
Mar 24	Tony Pierce, CSU
Mar 31	Marty Watson, FMU
<b>Apr 7</b>	<b>Adam Bernero, AASU</b>
Apr 14	Tony Pierce, CSU
<b>Apr 21</b>	<b>Joey Williams, AASU</b>
Apr 28	Anthony Marini, KSU
May 3	Dana Reece, CSU

Team	PBC	W-I
1. North Florida #	26-4	49-14
2. Georgia C&SU #	19-11	39-20
3. Columbus State	19-11	32-24
4. Kennesaw State #	18-12	38-20
5. Francis Marion	15-13	23-20
6. <b>Armstrong Atlantic</b>	<b>15-15</b>	<b>37-17</b>
7. USC Aiken	15-15	29-27
8. Lander	13-17	27-25
9. Augusta State	12-18	25-29
10. USC Spartanburg	6-24	13-40
11. UNC Pembroke	5-23	17-36

# NCAA tournament participant

### AII-PBC

1B Brad Bouras, CSU
2B Lee McCool, UNF
3B Greg Labbe, UNF
SS Alfredo Lugo, GCSU
DH Chris Carr, GCSU
C K. Kay, UNF; T. Strange, ASU
UT K. Langley, FMU; R. Buffkin, ASU
OF Travis Evans, KSU
Chris Clark, UNCP
J.P. Songin, GCSU
JuJu Foreman, ASU
<b>P Matt Incinelli, UNF</b>
Jason Burdette, CSU
Adam Horne, UNF
M. Smith, GCSU; L. Rodney, KSU
<b>RP Jerrod Payne, UNF</b>

### Player of the Year

Brad Bouras, CSU

### Pitcher of the Year

Matt Incinelli, UNF

### Freshman of the Year

Travis Evans, KSU

### Coach of the Year

Dusty Rhodes, UNF

## 2000

### Player of the Week

Feb 15	Nolan Graham, FMU
Feb 22	Brad Bouras, CSU
Mar 8	Brad Bouras, CSU
Mar 15	J.P. Songin, GCSU
Mar 22	Juan Rodriguez, LU
Mar 29	Josh Corr, ASU
Apr 5	Travis Evans, KSU
Apr 12	Kyle Catrett, UNF
Apr 19	Lee McCool, UNF
Apr 26	Chris Carr, GCSU
<b>May 2</b>	<b>Kevin Bullard, AASU</b>

### Pitcher of the Week

<b>Feb 15</b>	<b>Joey Williams, AASU</b>
Feb 22	Zach Conrad, USCA
Mar 8	Kyle Lucas, FMU
Mar 15	Steve Pacheco, GCSU
Mar 22	Lee Rodney, KSU
Mar 29	Matt Incinelli, UNF
Apr 5	Nate Cotton, KSU
Apr 12	Nat Stoner, FMU
Apr 19	Lee Rodney, KSU
Apr 26	Mike Wood, UNF
May 2	John Miniscalco, CSU

Jeremy Wedel is the only player to be PBC Pitcher of the Week three times in one year







# Peach Belt Conference Ledger

## PBC Record

Team	W-L	PCT.
1. Kennesaw State	121-36	.771
2. North Florida	63-23	.733
3. Armstrong Atlantic	126-81	.609
4. Columbus State	126-86	.594
5. Georgia C&SU	124-90	.579
6. USC Aiken	108-96	.5294
7. Lander	46-41	.5287
8. Francis Marion	93-103	.474
9. Augusta State	84-131	.391
10. UNC Pembroke	60-135	.308
11. USC Spartanburg	45-166	.213

## Overall Record

Team	W-L	PCT.
1. Kennesaw State	371-114	.765
2. North Florida	124-52	.705
3. Armstrong Atlantic	355-163	.685
4. Columbus State	303-196	.607
5. Georgia C&SU	313-206	.603
6. USC Aiken	289-223	.564
7. Lander	84-68	.553
8. Francis Marion	204-176	.537
9. Augusta State	208-259	.445
10. UNC Pembroke	173-238	.421
11. USC Spartanburg	134-281	.323



## 2001 PBC Preseason Baseball Poll

1. North Florida (8)	98
2. Georgia Coll. & St. (3)	91
3. Kennesaw State	80
4. Columbus State	76
5. Armstrong Atlantic State	58
6. USC Aiken	50
7. Lander	45
8. Francis Marion	42
9. Augusta State	31
10. USC Spartanburg	22
11. UNC Pembroke	12



All-American Larry Vrtiska pitches the Pirates past Wingate with a complete game effort in the 1994 South Atlantic Region Championship Game.



The Pirates set an NCAA Division II record with 62 sacrifice flies in 1994

# 2001 Peach Belt Conference Schedule



## Composite schedule of all Peach Belt Conference games in 2001

### February

10	USC Spartanburg @ USC Aiken (DH)	1:00
	Lander @ North Florida (DH)	1:00
	UNC Pembroke @ Francis Marion (DH)	1:00
	Augusta State @ Armstrong Atlantic State	2:00
11	Augusta State @ Armstrong Atlantic State (DH)	Noon
	USC Spartanburg @ USC Aiken	1:00
	Lander @ North Florida	1:00
	UNC Pembroke @ Francis Marion	1:00
17	Ga. Coll. & State @ UNC Pembroke (DH)	Noon
	Kennesaw State @ Augusta State (DH)	12:30
	Columbus State @ Francis Marion (DH)	1:00
	Lander @ Armstrong Atlantic State	2:00
	North Florida @ USC Spartanburg	6:00
18	Lander @ Armstrong Atlantic State (DH)	Noon
	Kennesaw State @ Augusta State	12:30
	Ga. Coll. & State @ UNC Pembroke	1:00
	Columbus State @ Francis Marion	1:00
	North Florida @ USC Spartanburg (DH)	1:00
23	Ga. Coll. & State @ Kennesaw State	4:00
24	Ga. Coll. & State @ Kennesaw State (DH)	1:00
	USC Aiken @ North Florida (DH)	1:00
	Columbus State @ Lander (DH)	1:00
	Francis Marion @ Armstrong Atlantic State	2:00
	USC Spartanburg @ UNC Pembroke (DH)	2:00
25	Francis Marion @ Armstrong Atlantic State (DH)	Noon
	USC Aiken @ North Florida	1:00
	USC Spartanburg @ UNC Pembroke	1:00
	Columbus State @ Lander	1:30

### March

2	USC Aiken @ Ga. Coll. & State	5:00
	Columbus State @ Kennesaw State	6:00
	Francis Marion @ USC Spartanburg	6:00
3	Francis Marion @ USC Spartanburg (DH)	Noon
	USC Aiken @ Ga. Coll. & State (DH)	1:00
	Columbus State @ Kennesaw State (DH)	1:00
	UNC Pembroke @ Lander	3:00
4	UNC Pembroke @ Lander (DH)	1:30
9	Lander @ USC Aiken	6:00
10	Columbus State @ Augusta State (DH)	Noon
	Lander @ USC Aiken (DH)	1:00
	North Florida @ Francis Marion (DH)	1:00
	Kennesaw State @ USC Spartanburg	7:00
11	North Florida @ Francis Marion	Noon
	Kennesaw State @ USC Spartanburg (DH)	Noon
	Columbus State @ Augusta State	1:00
16	Ga. Coll. & State @ Lander	4:00
	Francis Marion @ Kennesaw State	6:00
17	USC Aiken @ Armstrong Atlantic State (DH)	Noon
	Francis Marion @ Kennesaw State (DH)	Noon
	Ga. Coll. & State @ Lander (DH)	1:00
	USC Spartanburg @ Augusta State (DH)	1:00
	North Florida @ Columbus State (DH)	1:00
18	USC Aiken @ Armstrong Atlantic State	1:00
	USC Spartanburg @ Augusta State	1:00
	North Florida @ Columbus State	1:00
23	Lander @ Augusta State	3:00

### March

24	Francis Marion @ Ga. Coll. & State (DH)	1:00
	Lander @ Augusta State (DH)	1:00
	Armstrong Atlantic State @ North Florida (DH)	1:00
	UNC Pembroke @ Columbus State (DH)	1:00
25	Francis Marion @ Ga. Coll. & State	Noon
	Armstrong Atlantic State @ North Florida	1:00
	UNC Pembroke @ Columbus State	1:00
30	USC Spartanburg @ Lander	4:00
	USC Aiken @ Francis Marion	7:00

### April

1	Armstrong Atlantic State @ Kennesaw State (DH)	Noon
	Augusta State @ Ga. Coll. & State	1:00
	North Florida @ UNC Pembroke	1:00
6	Ga. Coll. & State @ USC Spartanburg	5:00
	Francis Marion @ Lander	6:00
7	Ga. Coll. & State @ USC Spartanburg (DH)	Noon
	Columbus State @ Armstrong Atlantic State (DH)	Noon
	Augusta State @ USC Aiken (DH)	1:00
	Francis Marion @ Lander (DH)	1:00
	Kennesaw State @ UNC Pembroke (DH)	1:00
8	Columbus State @ Armstrong Atlantic State	1:00
	Kennesaw State @ UNC Pembroke	1:00
	Augusta State @ USC Aiken	2:00
13	North Florida @ Ga. Coll. & State (DH)	3:00
	UNC Pembroke @ Augusta State	3:00
	Lander @ Kennesaw State	6:00
14	UNC Pembroke @ Augusta State (DH)	12:30
	North Florida @ Ga. Coll. & State	1:00
	USC Aiken @ Columbus State (DH)	1:00
	Lander @ Kennesaw State (DH)	1:00
	Armstrong Atlantic State @ USC Spartanburg	7:00
15	Armstrong Atlantic State @ USC Spartanburg (DH)	Noon
	USC Aiken @ Columbus State	1:00
20	Augusta State @ Francis Marion	6:00
	UNC Pembroke @ USC Aiken	7:00
21	UNC Pembroke @ USC Aiken (DH)	1:00
	Kennesaw State @ North Florida (DH)	1:00
	Augusta State @ Francis Marion (DH)	3:00
	Armstrong Atlantic State @ Ga. Coll. & State	3:00
	USC Spartanburg @ Columbus State	6:00
22	Armstrong Atlantic State @ Ga. Coll. & State (DH)	1:00
	USC Spartanburg @ Columbus State (DH)	1:00
	Kennesaw State @ North Florida	1:00
27	Ga. Coll. & State @ Columbus State	6:00
	Kennesaw State @ USC Aiken	1:00
28	Ga. Coll. & State @ Columbus State (DH)	1:00
	Kennesaw State @ USC Aiken (DH)	1:00
	Augusta State @ North Florida (DH)	3:00
	Armstrong Atlantic State @ UNC Pembroke	3:00
29	Armstrong Atlantic State @ UNC Pembroke (DH)	Noon
	Augusta State @ North Florida	1:00

### May

17-19	NCAA South Atlantic Regional (Site TBA)
23-2	NCAA Division II World Series (Montgomery, Ala.)

**A Peach Belt team has made it to the DII World Series in eight consecutive seasons**





# PBC In Postseason And Rankings

## PBC Teams In World Series Since 1988

- 1988 - Armstrong Atlantic State (5th)
- 1989 - Armstrong Atlantic State (7th)  
North Florida (NAIA 3rd)
- 1990 - Columbus State (5th)
- 1991 - North Florida (NAIA 3rd)
- 1992 - None
- 1993 - USC Aiken (5th)
- 1994 - Armstrong Atlantic State (5th)  
Kennesaw State (NAIA 1st)
- 1995 - Georgia College & State (2nd)
- 1996 - Kennesaw State (1st)
- 1997 - Kennesaw State (3rd)
- 1998 - Kennesaw State (2nd)
- 1999 - Kennesaw State (2nd)
- 2000 - North Florida (3rd)



## PBC Teams In NCAA South Atlantic Regionals Since 1988 (Seed in Parenthesis)

- 1988 - Armstrong Atlantic State (1)  
Columbus State (2)
- 1989 - Armstrong Atlantic State (1)
- 1990 - Armstrong Atlantic State (1)  
Columbus State (2)
- 1991 - Armstrong Atlantic State (1)
- 1992 - Armstrong Atlantic State (1)  
USC Aiken (2)
- 1993 - USC Aiken (1)  
Armstrong Atlantic State (2)  
Francis Marion (3)
- 1994 - Columbus State (1)  
Armstrong Atlantic State (2)  
North Florida (2 - South)
- 1995 - Kennesaw State (1)  
North Florida (1 - South)  
Georgia College & State (3)
- 1996 - Kennesaw State (1)  
Columbus State (2)
- 1997 - Kennesaw State (1)  
Georgia College & State (3)  
North Florida (3 - South)
- 1998 - Kennesaw State (1)  
Armstrong Atlantic State (2)  
Columbus State (4)
- 1999 - North Florida (1)  
Kennesaw State (3)  
Armstrong Atlantic State (4)
- 2000 - North Florida (1)  
Georgia College & State (3)  
Kennesaw State (4)

## PBC Teams In NCAA DII Final Poll Since 1988 (Rank in Parenthesis)

- 1988 - Armstrong Atlantic State (4)  
Columbus State (8)
- 1989 - Armstrong Atlantic State (1)  
Columbus State (15)
- 1990 - Armstrong Atlantic State (1)  
Columbus State (17)
- 1991 - Armstrong Atlantic State (12)
- 1992 - USC Aiken (6)  
Armstrong Atlantic State (8)  
Columbus State (18)
- 1993 - USC Aiken (5)  
Armstrong Atlantic State (11)  
Francis Marion (19)
- 1994 - Armstrong Atlantic State (5)  
North Florida (10)  
Georgia College & State (14)  
Columbus State (17)
- 1995 - Georgia College & State (2)  
Kennesaw State (10)  
North Florida (11)  
Columbus State (23)
- 1996 - Kennesaw State (1)  
Columbus State (7)  
Georgia College & State (30)  
Armstrong Atlantic State (31)
- 1997 - Kennesaw State (4)  
Georgia College & State (7)  
North Florida (11)
- 1998 - Kennesaw State (2)  
Columbus State (18)  
Armstrong Atlantic State (19)  
North Florida (21)
- 1999 - Kennesaw State (2)  
North Florida (5)  
Armstrong Atlantic State (10)  
Columbus State (12)  
Lander (24)  
Georgia College & State (30)
- 2000 - North Florida (3)  
Georgia College & State (6)  
Kennesaw State (17)  
Columbus State (24)  
Armstrong Atlantic State (25)



*Freshman shortstop Chris Boanen lays down a bunt against Kennesaw State in a Peach Belt Conference game at Pirate Field in 2000. Armstrong Atlantic State has compiled a 126-81 record (.609) in Peach Belt Conference games in the nine years of league play and has recorded an overall recorded an overall 355-163 mark (.685) since the PBC began play in 1992.*



**PBC Teams have been the No. 1 seed in the South Atlantic Regional every year since 1988**

# PBC Yearly Statistical Leaders (Ind.)



## Batting

Yr	Player	GP	AB	H	Avg.
1992	Roman Miestowski, ASC	58	227	101	.445
1993	Chris Hodge, AC	51	177	72	.407
1994	Keith Daugherty, COL	54	205	84	.410
1995	Ryan Coe, KSC	51	192	87	.453
1996	Greg Winters, GC	58	186	78	.419
1997	Bert Beatson, FMU	44	163	68	.417
1998	Jason Jones, KSU	66	256	101	.395
1999	Willie Carter, KSU	55	222	92	.414
2000	J.P. Songin, GCSU	59	209	84	.402

## RBI

Yr	Player	GP	RBI	RBI/Game
1992	Eric Chavez, ASC	59	82	1.39
1993	Tom Estep, FMU	43	57	1.33
1994	Tony Kunka, ASC	65	86	1.32
1995	Ryan Coe, KSC	51	67	1.31
1996	Dusty DeVore, COL	55	62	1.13
1997	Steve Mitrovich, FMU	46	48	1.04
1998	Jason Jones, KSU	66	103	1.56
1999	Jason Jones, KSU	63	93	1.48
2000	Kevin Kay, UNF	60	83	1.38

## Home Runs

Yr	Player	GP	HR	HR/Game
1992	Eric Chavez, ASC	59	21	0.36
1993	Chris Hodge, AC	51	18	0.35
1994	Tarry Stokes, AC	51	25	0.49
1995	Keith Daugherty, COL	60	15	0.25
1996	Dusty DeVore, COL	55	22	0.40
1997	Jason Backus, GCSU	64	18	0.28
1998	Jason Jones, KSU	66	26	0.39
1999	Jason Jones, KSU	63	25	0.40
2000	Chris Carr, GCSU	57	17	0.30

## Doubles

Yr	Player	GP	2B	2B/Game
1992	Tom Estep, FMU	43	15	0.35
1993	Ty Stott, USCS	41	17	0.41
1994	Danny O'Rourke, GC	58	24	0.41
1995	Tarry Stokes, AC	49	21	0.43
1996	Chris Grady, GC	58	26	0.45
1997	Stanley Moss, USCS	43	18	0.42
1998	Brad Bender, CSU	51	24	0.47
1999	Jason Lockhart, UNCP	49	24	0.49
2000	Chris Carr, GCSU	57	24	0.42

## Triples

Yr	Player	GP	3B	3B/Game
1992	Brad Beatson, FMU	41	5	0.12
1993	Antone Brooks, FMU	40	4	0.10
1994	Greg Medford, USCS	42	5	0.12
1995	Greg Medford, USCS	38	5	0.13
1996	Ryan Girard, AC	49	7	0.14
1997	Bert Beatson, FMU	44	5	0.11
1998	Dustin Sands, FMU	46	6	0.13
1999	Tom Darby, LU	47	7	0.15
2000	Haydn Chinn, AASU	53	5	0.09

## Stolen Bases

Yr	Player	GP	SB-SBA	SB/Game
1992	Marquis Spell, FMU	43	30-35	0.70
1993	Brad Beatson, FMU	43	29-33	0.67
1994	Adam Riggs, USCA	57	42-47	0.74
1995	Brett Thees, CSU	58	46-51	0.79
1996	Joe Parks, KSU	56	37-42	0.66
1997	Lee Carter, FMU	47	27-32	0.57
1998	Scott Crabb, GCSU	53	27-33	0.51
1999	Willie Carter, ASU	55	35-42	0.64
2000	JuJu Foreman, ASU	54	49-58	0.91

## Victories

Yr	Player	IP	W-L	Pct.
1992	Daryle Gavlick, ASC	100.0	11-1	.917
	Keith Linebarger, COL	116.7	11-3	.786
1993	Rob Jackson, AC	111.1	10-5	.667
1994	Tim Trawick, COL	99.2	11-2	.846
1995	Chris McKnight, KSC	107.1	13-0	1.000
1996	Rodney Stevenson, COL	124.0	13-2	.867
1997	Jeremy Halpin, FMU	97.0	13-2	.867
1998	Dusty Keppen, KSU	103.0	12-0	1.000
	Chris Bowen, KSU	119.2	12-2	.857
1999	Tony Pierce, CSU	113.0	12-1	.923
2000	Matt Incinelli, UNF	107.1	12-1	.923

## Saves

Yr	Player	IP	ERA	Saves
1992	Steve Lee, USCA	40.1	0.89	8
1993	Tony Loccy, COL	49.0	1.29	11
1994	Scott Donovan, ASC	57.0	5.05	8
1995	Doug Louthan, ASC	62.2	2.44	8
1996	Brandon O'Hearn, COL	28.1	1.27	13
1997	Jason Jones, KSU	28.2	1.88	9
1998	Casey Jackson, ASU	19.1	1.40	5
	Mike Prokop, KSU	36.0	1.75	5
1999	Chris Humrich, AASU	26.2	3.04	10
2000	Jerrold Payne, UNF	54.2	1.65	14

## Earned Runs

Yr	Player	IP	R	ER	ERA
1992	Daryle Gavlick, ASC	100.0	25	13	1.17
1993	Tony Loccy, COL	49.0	12	7	1.29
1994	Mason Rose, AC	57.2	15	11	1.72
1995	Chris McKnight, KSC	107.1	32	20	1.68
1996	Jeff Agard, ASC	78.0	22	9	1.04
1997	Donnie Thomas, KSU	98.1	31	20	1.83
1998	Jeremy Wedel, AASU	114.0	36	26	2.05
1999	Tony Pierce, CSU	113.0	37	26	2.07
2000	Adam Horne, UNF	89.2	28	18	1.81

## Strikeouts

Yr	Player	GP	IP	SO	K's/G
1992	Daryle Gavlick, ASC	14	100.0	124	11.16
1993	Bryan Ward, USCA	21	110.2	134	10.90
1994	Brian Britton, COL	19	119.0	133	10.10
1995	Chad Beagle, USCA	19	55.0	74	12.11
1996	Chip Cason, GC	17	91.2	99	9.77
1997	Kevin Mobley, GCSU	19	116.0	129	10.00
1998	Mark Copeland, AASU	14	56.0	58	9.64
1999	David Lee, LU	17	65.0	86	11.91
2000	Lee Rodney, KSU	14	79.2	92	10.37

Daryle Gavlick led all pitchers in NCAA Division II with 124 strikeouts in 1992





# PBC Yearly Statistical Leaders (Team)

## Batting

Yr	School	GP	AB	H	Avg.
1992	Armstrong State	59	2299	602	.316
1993	Armstrong State	59	1971	666	.338
1994	Kennesaw State	62	1902	628	.330
1995	Kennesaw State	55	1854	613	.331
1996	Francis Marion	37	1289	399	.310
1997	Francis Marion	47	1577	488	.309
1998	Kennesaw State	66	2250	768	.342
1999	Lander	48	1634	530	.324
2000	Georgia C&SU	59	1977	625	.316

## Scoring

Yr	School	GP	R	R/Game
1992	Armstrong State	59	502	8.51
1993	Armstrong State	59	565	9.58
1994	Armstrong State	66	571	8.65
1995	Kennesaw State	55	433	7.87
1996	Columbus College	56	399	7.13
1997	Kennesaw State	62	447	7.21
1998	Kennesaw State	66	628	9.51
1999	North Florida	60	506	8.43
2000	North Florida	63	514	8.16

## Home Runs

Yr	School	GP	HR	HR/Game
1992	N/A			
1993	Augusta College	51	64	1.25
1994	Augusta College	52	62	1.19
1995	Columbus College	60	55	0.92
1996	Columbus College	56	91	1.63
1997	Columbus State	55	63	1.15
1998	Kennesaw State	66	91	1.38
1999	North Florida	60	92	1.53
2000	USC Aiken	56	74	1.32

## Stolen Bases

Yr	School	GP	SB-SBA	SB/Game
1992	N/A			
1993	Francis Marion	43	79-91	1.84
1994	USC-Aiken	57	150-174	2.63
1995	Georgia College	61	115-149	1.89
1996	Kennesaw State	65	107-138	1.65
1997	Francis Marion	47	77-109	1.64
1998	Georgia C&SU	57	113-155	1.98
1999	Georgia C&SU	55	141-181	2.56
2000	Augusta State	54	120-153	2.22

## Fielding

Yr	School	GP	PO	Ast	Err	Pct
1992	Columbus College	53	1280	491	64	.965
1993	Kennesaw State	54	1176	457	56	.967
1994	Kennesaw State	62	1415	623	93	.956
1995	Columbus College	60	1515	638	88	.961
1996	Columbus College	56	1455	608	76	.964
1997	Armstrong Atlantic	58	1444	639	85	.961
1998	Kennesaw State	66	1671	765	72	.971
1999	Armstrong Atlantic	56	1409	558	74	.964
2000	Armstrong Atlantic	54	1397	553	81	.960

## Earned Runs

Yr	School	GP	IP	R	ER	ERA
1992	Armstrong State	59	495	203	128	2.33
1993	Armstrong State	59	502	243	145	2.69
1994	Armstrong State	66	567	311	212	3.36
1995	Kennesaw State	55	463	201	144	2.80
1996	Kennesaw State	65	562	242	189	3.03
1997	Kennesaw State	62	521	210	154	2.66
1998	Kennesaw State	66	557	192	154	2.49
1999	Kennesaw State	63	530	253	199	3.38
2000	Kennesaw State	58	491	247	189	3.46



All-America Tony Kunka led the Peach Belt in RBIs in 1994 with 86 (1.32 per game).



Eric Chavez led the Peach Belt in both home runs (21) and RBI (82) en route to PBC Player of the Year honors in 1992.



ASU set an NCAA Division II record with nine grand slams during the 1988 season



## Individual Batting Records

### Highest Batting Average

Season .455 by Ryan Coe (KSC), 1995  
Career .411 by Ryan Coe (KSC), 1994-95

### Highest Slugging Percentage

Season .837 by Jason Jones (KSU), 1999  
Career .732 by Ryan Coe (KSC), 1994-95

### Most Games Played

Season 69 by Greg Winters (GC), 1995  
Career 241 by Jason Jones (KSU), 1996-99

### Most At Bats

Game 7 by many  
Season 271 by Kevin Baldwin, (KSU), 1998  
Career 843 by Nathan Cothran (KSU), 1995-98

### Most Runs Scored

Game 5 by many  
Season 88 by Nathan Cothran (KSU), 1998  
Career 200 by Jason Jones (KSU), 1996-99

### Most Hits

Game 6 by Jay Brendel (USCS) vs. Mars Hill, 2-16-97  
6 by Johnny Booker (ASC) vs. S.C. State, 3-30-93  
Season 102 by Greg Winters (GC), 1995  
Career 290 by Greg Winters (GC), 1993-96

### Most Runs Batted In

Game 9 by Kevin Bullard (AASU) vs. Queens, 3-2-00  
Season 103 by Jason Jones (KSU), 1998  
Career 234 by Jason Jones (KSU), 1996-99

### Most Doubles

Game 4 by Nathan Grant (USCA) vs. Southern Indiana, 3-9-99  
4 by Chris Hodge (AC) vs. Presbyterian, 4-15-93  
4 by Steve Young (ASC) vs. Howard, 2-14-93  
Season 26 by Chris Grady (GC), 1996  
Career 58 by Nathan Cothran (KSU), 1995-98

### Most Triples

Game 3 by Rauf Tunali (KSU) vs. Lincoln Memorial, 2-22-97  
Season 8 by Jay Sheppard (ASC), 1994  
Career 13 by Ryan Girard (AC), 1994-96  
13 by Jay Sheppard (ASC), 1993-94

### Most Home Runs

Game 4 by Steve Wilfing (FMU) vs. Newberry, 4-7-93  
Season 26 by Jason Jones (KSU), 1998  
Career 57 by Jason Jones (KSU), 1996-99

### Most Consecutive Games with a Home Run

7 by Ryan Coe (KSC, 1994)

### Most Total Bases

Game 17 by Steve Wilfing (FMU) vs. Newberry, 4-7-93  
Season 206 by Jason Jones (KSU), 1998  
Career 515 by Jason Jones (KSU), 1996-99

### Most Walks

Game 4 by many  
Season 67 by Greg Winters (GC), 1996  
Career 199 by Greg Winters (GC), 1993-96

### Most Times Hit by Pitch

Game 3 by Deron Spink (ASC) vs. Pembroke State, 4-16-94  
Season 30 by Deron Spink (ASC), 1994 (DII National Record)

### Most Stolen Bases

Game 4 by many  
Season 49 by JuJu Foreman (ASU), 2000  
Career 84 by Brad Beatson (FMU), 1992-95

### Longest Hitting Streak

Season 34 by Jason Jones (KSU), 1998  
Career 41 by Jason Jones (KSU), 1998-99

## Individual Pitching Records

### Most Appearances

Season 31 by Doug Louthan (ASC), 1995  
Career 81 by Johnny Whited (GC), 1993-96

### Most Starts

Season 20 by Kevin Dye (GC), 1995  
Career 49 by Kevin Dye (GC), 1992-95

### Most Complete Games

Season 12 by Rusty Kea (GC), 1992  
Career 22 by Kevin Dye (GC), 1992-95

### Most Relief Appearances

Season 31 by Doug Louthan (ASC), 1995  
Career 62 by Clay Farr (USCA), 1996-99

### Most Wins

Season 13 by many  
Career 35 by Chris Bowen (KSU), 1996-99

### Most Consecutive Wins

Season 13 by Chris McKnight (KSC), 1995  
Career 17 by Chris McKnight (KSC), 1994-95

### Highest Win-Loss Percentage (Min. 10 Decisions)

Season 1.000 (12-0) by Jason Childers (KSC), 1996  
1.000 (12-0) by Dusty Keppen (KSU), 1998  
Career 1.000 (18-0) by Greg Perry (KSU), 1995-99

### Most Saves

Season 14 by Jerrod Payne (UNF), 2000  
Career 22 by Casey Jackson (ASU), 1996-98

### Lowest Earned Run Average

Season 1.04 by Jeff Agard (ASC), 1996  
Career 2.35 by Gregg Thomas (ASC), 1993-94

### Consecutive Scoreless Innings

Season 30.1 by Mark Ewing (ASC), 1992

### Most Innings Pitched

Game 11.2 by Chris Bowen (KSU) vs. UNCP, 4-10-98  
Season 144.2 by Kevin Dye (GC), 1995  
Career 356.2 by Kevin Dye (GC), 1992-95

### Most Strikeouts

Game 16 by Tony Pierce (CSU) vs. West Alabama, 2-6-99  
16 by Bryan Ward (USCA) vs. Augusta College, 7-7-93  
Season 146 by Tony Pierce (CSU), 1999  
Career 292 by Chris Bowen (KSU), 1996-99

### Most Walks

Game 11 by Clint Brooks (ASC) vs. Valdosta State, 4-11-95  
11 by Antone Brooks (FMU) vs. USC Aiken, 3-30-93  
Season 67 by Mark Copland (ASU), 1997  
Career 145 by Steven Padgett (ASU), 1994-97

### Most Shutouts

Season 4 by Jason Childers (KSC), 1996  
4 by Daryle Gavlick (ASC), 1992  
Career 5 by Jason Childers (KSU), 1996-97

### Most Consecutive Shutouts

Season 3 by Mark Ewing (ASC), 1992

## Individual Fielding Records

### Most Putouts

Game 19 by Damon Santimauro (KSU) vs. Columbus State, 5-9-98  
19 by Damon Santimauro (KSU) vs. Lee, 2-13-98  
19 by Dave Hieb (USCA) vs. Florida Southern, 1992  
Season 490 by Bo Counts (KSU), 1999  
Career 1,006 by Tory Tarleton (ASU), 1994-97

### Most Assists

Game 10 by Nathan Cothran (KSC) vs. Augusta College, 3-31-96  
Season 199 by Willie Harris (KSU), 1999  
Career 460 by Bobby Jensen (USCA), 1995-99



# PBC Records (All Games)

## Most Errors

**Game** 5 by Brad Bender (ASC) vs. North Florida, 4-2-96  
**Season** 42 by Shane Hopper (CSU), 1999  
**Career** 65 by Jay Sheppard (ASC), 1993-94

## Most Passed Balls

**Game** 4 by Grady Blanchard (ASU) vs. AASU, 2-8-98  
**Season** 24 by Derrick Roadcap (FMU), 1993  
**Career** 49 by Derrick Roadcap (FMU), 1991-94

## Team Records

**Most Wins in a Season:** 61 by Kennesaw State, 1998 (DII Record)  
**Most Consecutive Wins:** 30 by Kennesaw State, 1998  
**Most Consecutive Home Wins:** 31 by Kennesaw State, 1998  
**Most Consecutive Away Wins:** 11 by Kennesaw State, 1998  
**Best Won-Lost Percentage:** .924 (61-5) by Kennesaw State, 1998  
**Most Losses in a Season:** 39 by USC Spartanburg, 1998  
**Most Consecutive Losses:** 16 by Pembroke State, 1994  
**Most Consecutive Home Losses:** 10 by Pembroke State, 1994  
**Most Consecutive Away Losses:** 8 by USC Spartanburg, 1998  
 8 by USC Aiken, 1996

**Longest Game:** 16 inn. by Lander (3) vs. Francis Marion (1), 4-12-98

## Team Batting Records

### Highest Batting Average

**Season** .342 by Kennesaw State, 1998

### Most At Bats

**Game** 53 by Columbus State vs. Huntingdon, 4-13-99  
**Season** 2270 by Georgia College, 1995

### Most Runs

**Inning** 16 by Kennesaw State vs. Knoxville, 4-19-96  
**Game** 28 by Armstrong State vs. Howard, 2-19-94  
**Season** 628 by Kennesaw State, 1998

### Most Hits

**Inning** 13 by Kennesaw State vs. Knoxville, 4-19-96  
**Game** 25 by Francis Marion vs. Longwood, 2-24-95  
 25 by Francis Marion vs. Mars Hill, 3-20-96  
**Season** 768 by Kennesaw State, 1998 (DII National Record)

### Most Runs Batted In

**Inning** 15 by Kennesaw State vs. Knoxville, 4-19-96  
**Game** 25 by Armstrong State vs. Howard, 2-19-94  
**Season** 558 by Kennesaw State, 1998

### Most Doubles

**Inning** 5 by USC Aiken vs. Ga. College & State Univ., 3-7-99  
**Game** 11 by Armstrong State vs. S.C. State, 3-30-93  
**Season** 152 by Kennesaw State, 1998

### Most Triples

**Inning** 2 by Augusta College vs. USC Spartanburg, 4-14-95  
 2 by Armstrong State vs. Howard, 2-19-94  
**Game** 4 by four teams. Last: Armstrong St. vs. Howard, 2-19-94  
**Season** 38 by Armstrong State, 1994

### Most Home Runs

**Inning** 3, several times  
**Game** 11 by Francis Marion vs. Newberry, (4-7-93) (DII Record)  
**Season** 92 by Columbus College, 1996

### Most Grand Slams

**Game** 2 by Francis Marion vs. Newberry, 4-7-93  
**Season** 5 by Armstrong State, 1994

### Most Total Bases

**Inning** 17 by Augusta College vs. Savannah State, 2-16-96  
**Game** 60 by Francis Marion vs. Newberry, 4-7-93  
**Season** 1,215 by Kennesaw State, 1998

### Most Times Walked

**Inning** 5 by Columbus State vs. UNC Pembroke, 3-28-98  
 5 by Augusta State vs. USC Spartanburg, 4-5-97  
**Game** 17 by Armstrong State vs. Savannah State, 3-5-92  
**Season** 383 by Armstrong State, 1993

## Most Sacrifice Hits

**Game** 5 by UNC Pembroke vs. Francis Marion, 2-14-98  
 5 by Francis Marion vs. Armstrong Atlantic State, 4-15-97  
**Season** 68 by USC Aiken, 1992

## Most Sacrifice Flies

**Game** 6 by Armstrong State vs. Gannon, 2-28-92  
**Season** 62 by Armstrong State, 1994 (DII Record)

## Most Stolen Bases

**Inning** 5 by Pembroke State vs. St. Andrews  
**Game** 9, three times. Last: USC Aiken vs. Erskine, 1992  
**Season** 168 by USC Aiken, 1992

## Most Stolen Base Attempts

**Inning** 6 by Pembroke State vs. St. Andrews  
**Game** 10 by USC Aiken vs. Mansfield, 1992  
**Season** 202 by USC Aiken, 1992

## Most Times Hit by Pitch

**Inning** 4 by Armstrong Atlantic vs. Adelphi, 3-7-2000  
**Game** 8 by Armstrong Atlantic vs. Adelphi, 3-7-2000  
**Season** 77 by Georgia College & State Univ., 1997

**Most Consecutive Games Without Being Shutout, Season**  
 66 by Kennesaw State, 1998

**Most Consecutive Games Without Being Shutout, Overall**  
 120 by Kennesaw State, 3-28-97 to 3-7-99

## Largest Winning Margin

**Game** 26 by Francis Marion (26) vs. Newberry (0), 4-7-93

## Team Pitching Records

### Most Complete Games

**Season** 26 by Georgia College, 1992

### Lowest Earned Run Average

**Season** 2.33 by Armstrong State, 1992

### Most Innings Pitched

**Season** 586.2 by Georgia College, 1995

### Most Strikeouts

**Inning** 4, several times  
**Game** 18 by USC Aiken vs. Georgia Southern, ?-?-92  
**Season** 510 by USC Aiken, 1995

### Most Walks Allowed

**Inning** 6, several times  
**Game** 22 by Columbus State vs. Huntingdon, 4-13-99  
**Season** 297 by Armstrong State, 1994

### Most Shutouts

**Season** 12 by Kennesaw State, 1998

### Most Saves

**Season** 20 by Columbus College, 1996

## Team Fielding Records

### Most Putouts

**Game** 42 by Kennesaw State vs. Montreat, 3-11-96  
 42 by USC Aiken vs. Columbus College, ?-?-94  
**Season** 1760 by Georgia College, 1995

### Most Assists

**Inning** 7, several times  
**Game** 25 by Kennesaw State vs. Montreat, 3-11-96  
 21 by USC Aiken vs. Columbus College, 1994  
**Season** 771 by Kennesaw State, 1993

### Most Errors

**Inning** 4 by Augusta State vs. Erskine, 3-31-98  
**Game** 9 by Francis Marion vs. UNC Pembroke, 2-14-98  
**Season** 157 by Georgia College & State Univ., 1997

### Most Double Plays

**Game** 6 by Lander vs. USC Aiken, 3-15-98 (T-DII Record)  
**Season** 65 by Kennesaw State, 1999  
 65 by Armstrong State, 1994



The Pirates turned an NCAA Division II-leading 65 double plays in 1994



## Individual Batting Records

### Highest Batting Average

Season .469 by Ryan Coe (KSC), 1995  
Career .390 by Tarry Stokes (AC), 1992-95

### Highest Slugging Percentage

Season 1.059 by Tarry Stokes (AC), 1995  
Career .713 by Tarry Stokes (AC) 1992-95

### Most Games

Season 30 by many  
Career 91 by Nathan Cothran (KSU), 1995-98

### Most At Bats

Game 6 by many  
Season 116 by Willie Harris (KSU), 1999  
Career 329 by Nathan Cothran (KSU), 1995-98

### Most Runs Scored

Game 5 by Antone Brooks (FMU) vs. Columbus, 3-29-93  
Season 44 by Willie Harris (KSU), 1999  
Career 81 by Nathan Cothran (KSU), 1995-98

### Most Hits

Game 5, three times.  
Last: Antone Brooks (FMU) vs. Columbus, 3-29-93  
Season 45 by Jason Jones (KSU), 1999  
45 by Willie Harris (KSU), 1999  
45 by Kevin Baldwin (KSU), 1998  
Career 117 by Nathan Cothran (KSU), 1995-98

### Most Runs Batted In

Game 7 by Tom Estep (FMU) vs. Georgia College, 4-17-93  
7 by Tom Estep (FMU) vs. Columbus College, 3-29-93  
Season 44 by Jason Jones (KSU), 1999  
Career 93 by Jason Jones (KSU), 1996-99

### Most Doubles

Game 3, three times. Last: Tarry Stokes (AC) vs. USCS, 4-15-95  
Season 12 by Chad Moon (GCSU), 1999  
12 by Jason Jones (KSU), 1998  
Career 19 by Nathan Cothran (KSU), 1995-98  
19 by Jamie Epps (ASU), 1994, 1996-97

### Most Triples

Game 2 by Dave MacLaughlin (ASC) vs. Augusta, 3-20-94  
Season 4 by many  
Career 5 by Matt Mixon (ASU), 1996-97  
5 by Jay Sheppard (ASC), 1993-94

### Most Home Runs

Game 3, three times. Last: Aaron Fera (GCSU) vs. FMU, 3-8-97  
Season 14 by Jason Jones (KSU), 1999  
Career 25 by Jason Jones (KSU), 1996-99

### Most Consecutive Games with a Home Run

3 by Jason Jones (KSU), 1998  
3 by Jason Backus (GCSU), 1997

### Most Total Bases

Game 13 by Seth LaFera (KSU) vs. USC-Aiken, 4-20-97  
Season 94 by Jason Jones (KSU), 1999  
Career 215 by Jason Jones (KSU), 1996-99

### Most Walks

Game 4 by Travis Copeland (FMU) vs. Pembroke State, 3-3-94  
Season 23 by Jason Jones (KSU), 1999  
23 by Brannon Whatley, 1998  
Career 61 by Tory Tarleton (ASU), 1994-97

### Most Stolen Bases

Game 4 by many  
Season 20 by Jason Herzog (GCSU), 1999  
Career 25 by Jason Herzog (GCSU), 1998-99

### Longest Hitting Streak

Season 17 games by Richie Blankenship (GCSU), 1997

## Individual Pitching Records

### Most Appearances

Season 14 by Doug Louthan (ASC), 1995  
Career 29 by Chip Cason (GCSU), 1996-99

### Most Starts

Season 10 by Dusty Keppen (KSU), 1999  
10 by Tony Pierce (CSU), 1999  
10 by Dan Wiggins (GCSU), 1999  
Career 24 by Steven Padgett (ASU), 1994-97

### Most Complete Games

Season 9 by Tony Pierce (CSU), 1999  
Career 13 by Tony Pierce (CSU), 1998-99

### Most Relief Appearances

Season 14 by Doug Louthan (ASC), 1995  
Career 23 by Sean Girard (AC), 1992-95

### Most Wins

Season 9 by Tony Pierce (CSU), 1999  
Career 15 (15-2) by Chris Bowen (KSU), 1996-99

### Most Consecutive Wins

Season 8 by Tony Pierce (CSU), 1999  
Career 11 by Daryll Boyd (AASU) (11-0), 1992-93

### Highest Win-Loss Percentage (Min. seven decisions)

Season 1.000 (7-0) by Chris McKnight (KSC), 1995  
Career 1.000 (11-0) by Daryll Boyd (AASU), 1992-93

### Most Saves

Season 5 by Scot Donovan (AASU), 1994 & Chris Humrich (AASU), 1999  
Career 6 by Casey Jackson (ASU), 1996-98

### Best Earned Run Average

Season 1.15 by Jeff Agard (ASC), 1996  
Career 2.44 by Chris Bowen (KSU), 1996-99

### Most Consecutive Scoreless Innings

Season 21.1 by Mark Ewing (ASC), 1992

### Most Innings Pitched

Game 11.2 by Chris Bowen (KSU) vs. UNCP, 4-10-98  
Season 87.0 by Tony Pierce (CSU), 1999  
Career 180.0 by Dan Wiggins (GCSU) 1996-99

### Most Strikeouts

Game 16 by Bryan Ward (USCA) vs. Augusta College, ?-?-93  
Season 66 by Chris Bowen (KSU), 1999  
66 by Carson Wiggins (GCSU), 1999  
Career 131 by Chris Bowen (KSU), 1996-99

### Most Wins

Game 11 by Antone Brooks (FMU) vs. USC Aiken, 3-30-93  
Season 38 by Dan Wiggins (GCSU), 1999  
Career 74 by Dan Wiggins (GCSU), 1999

### Most Shutouts

Season 3 by Jeremy Wedel (AASU), 1998  
Career 3 by Jeremy Wedel (AASU), 1998  
3 by Daryll Boyd (ASC), 1992-93

### Most Consecutive Shutouts

Season 2 by Jeff Agard (ASC), 1996  
Career 2 by Mark Ewing (ASC), 1992

## Individual Fielding Records

### Most Putouts

Game 19 by Damon Santimauro (KSU) vs. CSU, 4-9-98  
Season 247 by Damon Santimauro (KSU), 1998  
Career 457 by Tory Tarleton (AC), 1994-97

### Most Assists

Game 10 by Nathan Cothran (KSC) vs. Augusta, 3-31-96  
Season 74 by Dustin Sands (FMU), 1995  
Career 189 by Scott Glanton (AC), 1992-95





# PBC Records (PBC Games Only)

## Most Errors

**Game** 4 by many  
**Season** 18 by Jamie Miller (AC), 1993  
**Career** 25 by Chip Fulmer (AC), 1994-96

## Team Records

**Most Wins in a Season:** 27 by Kennesaw State, 1998  
**Most Consecutive Wins:** 17 by Kennesaw State, 1998  
**Most Consecutive Home Wins:** 23 by Kennesaw State, 1997-99  
**Most Consecutive Away Wins:** 9 by Kennesaw State, 1996-97  
**Best Won-Lost Percentage:** .964 (27-1) by Kennesaw State, 1998  
**Most Losses in a Season:** 24 by USC Spartanburg, 1998  
**Most Consecutive Losses:** 10 by USC Spartanburg, 1998  
**Most Consecutive Home Losses:** 8 by Augusta State, 1996-97  
**Most Consecutive Away Losses:** 9 by USC Spartanburg, 1998  
**Longest Game (by innings):**  
 16 innings, Lander (3) vs. Francis Marion (1), 4-12-98

## Team Batting Records

### Highest Batting Average

**Season** .348 by Kennesaw State, 1998

### Most At Bats

**Game** 50 by Armstrong State vs. Augusta College, 3-20-94  
**Season** 984 by Ga. College & State Univ., 1993

### Most Runs

**Inning** 9 by Augusta College vs. USC Aiken, 4-8-95  
**Game** 26 by Francis Marion vs. Columbus College, 3-29-93  
**Season** 256 by Kennesaw State, 1998

### Most Hits

**Inning** 9 by Augusta State vs. USC Aiken, 1995  
**Game** 28 by Francis Marion vs. Columbus College, 3-29-93  
**Season** 330 by Kennesaw State, 1998

### Most Runs Batted In

**Inning** 8 by Augusta College vs. USC Aiken, 1995  
**Game** 24 by Francis Marion vs. Columbus College, 3-29-93  
**Season** 225 by Kennesaw State, 1998

### Most Doubles

**Inning** 5 by USC Aiken vs. Ga. College & State Univ., 3-7-99  
**Game** 8 by Columbus College vs. USC Spartanburg, 4-8-95  
**Season** 70 by Kennesaw State, 1998

### Most Triples

**Inning** 2 by Augusta College vs. USC Spartanburg, 4-14-95  
**Game** 4 by Augusta College vs. USC Spartanburg, 4-14-95  
**Season** 10 by Francis Marion, 1993

### Most Home Runs

**Inning** 2, many times  
**Game** 6 by Armstrong State vs. Augusta College, 3-20-94  
**Season** 38 by Kennesaw State, 1999

### Most Total Bases

**Game** 46 by Francis Marion vs. Columbus College, 3-29-93  
**Season** 516 by Kennesaw State, 1998

### Most Times Walked

**Inning** 5 by Columbus State vs. UNC Pembroke, 3-28-98  
 5 by Augusta State vs. USC Spartanburg, 4-5-97  
**Game** 13 by Armstrong State vs. USC Aiken, 4-24-94  
 13 by Francis Marion vs. Georgia College, 3-5-94  
**Season** 145 by Kennesaw State, 1999  
 145 by Kennesaw State, 1998

### Most Stolen Bases

**Game** 6 by many  
**Season** 74 by Ga. College & State Univ., 1999

### Most Stolen Base Attempts

**Game** 8 by many  
**Season** 92 by Ga. College & State Univ., 1999

## Most Times Hit by Pitch

**Inning** 3 by USC Spartanburg vs. Augusta State, 4-5-97  
 3 by Columbus State vs. Augusta State, 2-22-97  
**Game** 5 by USC Spartanburg vs. Augusta State, 4-5-97  
**Season** 38 by Georgia College & State Univ., 1997

**Most Consecutive Games Without Being Shutout, Season**  
 28 by Kennesaw State, 1999

**Most Consecutive Game Without Being Shutout, Overall**  
 79 by Kennesaw State, 1996-99

## Largest Winning Margin

**Game** 17 by Kennesaw State (18-1) vs. AASU, 4-5-98  
 17 by Kennesaw State (17-0) vs. USCS, 3-9-96

## Team Pitching Records

### Most Complete Games

**Season** 16 by Kennesaw State, 1999

### Lowest Earned Run Average

**Season** 1.89 by Armstrong State, 1992

### Most Innings Pitched

**Season** 250.0 by Ga. College & State Univ., 1999

### Most Strikeouts

**Inning** 3, many times  
**Game** 16 by Armstrong State vs. USC Aiken, 3-10-96  
**Season** 220 by Kennesaw State, 1999

### Most Walks Allowed

**Game** 13 by Armstrong Atl. St. vs. GC&SU, 4-6-97  
**Season** 139 by Ga. College & State Univ., 1999

### Most Shutouts

**Season** 5 by Kennesaw State, 1996

### Most Saves

**Season** 6 by Francis Marion, 1997  
 6 by Armstrong State, 1993

### Most Wild Pitches

**Game** 6 by Augusta State vs. Kennesaw State, 3-28-97  
**Season** 32 by Ga. College & State Univ., 1999

### Most Hit by Pitch

**Game** 5 by Augusta State vs. USC Spartanburg, 4-5-97  
**Season** 36 by Augusta State, 1997

## Team Fielding Records

### Highest Fielding Pct.

**Season** .967 by Kennesaw State, 1998

### Most Putouts

**Game** 42 by USC Aiken vs. Columbus College, ?-?-94  
**Season** 750 by Ga. College & State Univ., 1999

### Most Assists

**Inning** 21 by Augusta College vs. USC Aiken, 4-5-96  
 21 by USC Aiken vs. Columbus College, ?-?-94  
**Season** 310 by Kennesaw State, 1999

### Most Errors

**Inning** 9 by Francis Marion vs. UNC Pembroke, 2-14-98  
**Game** 72 by USC Spartanburg, 1998  
**Season** 72 by USC Spartanburg, 1998

### Most Double Plays

**Game** 4 by Ga. College & State Univ. vs. UNCP, 3-28-97  
**Season** 26 by Armstrong State, 1994



**AASU was hit by pitches eight times against Adelphi in one game in 2000, a PBC record**

# Pirates In The Postseason



## **1982 NAIA District 25 (2-2, 3rd)**

(at Jacksonville, AL)  
Florida Atlantic 6, ASC 5  
ASC 13, Flagler 1  
ASC 12, Shorter 5  
Florida Atlantic 25, ASC 10

## **1983 NAIA District 25 (3-2, 2nd)**

(at Boca Raton, FL)  
Shorter 6, ASC 0  
ASC 9, Southern Tech 8  
ASC 4, Georgia College 0  
ASC 10, Flagler 5  
Florida Atlantic 7, ASC 3

## **1984 NAIA District 25 (3-2, 2nd)**

(at Milledgeville, GA)  
ASC 6, Kennesaw State 0  
ASC 4, Flagler 2  
ASC 9, Georgia College 3  
Georgia College 8, ASC 4  
Georgia College 9, ASC 4

## **1985 Big South Tmt. (1-2, 3rd)**

(at Buies Creek, NC)  
ASC 6, Campbell 5  
Winthrop 7, ASC 5  
Campbell 11, ASC 5

## **1987 Big South Tmt. (2-2, 2nd)**

(at Buies Creek, NC)  
ASC 14, Winthrop 8  
ASC 10, Coastal Carolina 6  
Winthrop 12, ASC 6  
Winthrop 13, ASC 12

## **1988 NCAA II Regional (3-1, 1st)**

(at Savannah, GA)  
ASC 12, Kentucky Wesleyan 3  
ASC 8, Columbus 6  
Columbus 7, ASC 5  
ASC 5, Columbus 3

## **1988 DII World Series (0-2, 5th)**

(at Montgomery, AL)  
Lewis 5, ASC 4  
Florida Southern 11, ASC 9

## **1989 NCAA II Regional (3-1, 1st)**

(at Highland Heights, KY)  
ASC 9, Bellarmine 5  
Northern Kentucky 7, ASC 3  
ASC 5, Northern Kentucky 4  
ASC 18, Northern Kentucky 2

## **1989 DII World Series (0-2, 7th)**

(at Montgomery, AL)  
Slippery Rock 11, ASC 4  
Cal. Poly-SLO 11, ASC 7

## **1990 NCAA II Regional (2-2, 2nd)**

(at Columbus, GA)  
ASC 14, Northern Kentucky 3  
ASC 14, Columbus 4  
Columbus 7, ASC 5  
Columbus 8, ASC 2

## **1991 NCAA II Regional (0-2, 3rd)**

(at Savannah, GA)  
North Alabama 13, ASC 4  
Longwood 10, ASC 4

## **1992 Peach Belt Tmt. (3-2, 2nd)**

(at Columbus, GA)  
Georgia College 5, ASC 2  
ASC 7, Augusta 5  
ASC 11, USC Spartanburg 2  
ASC 6, Columbus 2  
USC Aiken 5, ASC 2

## **1992 NCAA II Regional (0-2, 3rd)**

(at Savannah, GA)  
USC Aiken 11, ASC 0  
Florida Tech 7, ASC 5

## **1993 Peach Belt Tmt. (1-2, 5th)**

(at Savannah, GA)  
ASC 8, USC Spartanburg 2  
USC Spartanburg 6, ASC 5  
USC Spartanburg 5, ASC 3

## **1993 NCAA II Regional (0-2, 3rd)**

(at Aiken, SC)  
Francis Marion 8, ASC 7 (11 innings)  
USC Aiken 5, ASC 4

## **1994 Peach Belt Tmt. (3-3, 3rd)**

(at Savannah, GA)  
Pembroke State 8, ASC 5  
ASC 10, Pembroke State 7  
ASC 6, Pembroke State 1  
(at Augusta, GA)  
Georgia College 13, ASC 1  
ASC 17, USC Aiken 7  
Georgia College 5, ASC 0

## **1994 NCAA II Regional (3-1, 1st)**

(at Columbus, GA)  
ASC 5, Wingate 4 (10 innings)  
ASC 7, Columbus 5  
Wingate 11, ASC 10  
ASC 12, Wingate 2

## **1994 DII World Series (1-2, 5th)**

(at Montgomery, AL)  
ASC 9, Lewis 5  
Central Missouri 8, ASC 7  
Lewis 4, ASC 3

## **1995 Peach Belt Tmt. (0-2, 1 5th)**

(at Savannah, GA)  
USC Aiken 5, ASC 3  
USC Aiken 5, ASC 0

## **1996 Peach Belt Tmt. (1-2, 1 5th)**

(at Savannah, GA)  
ASC 4, USC Aiken 1  
USC Aiken 2, ASC 0  
USC Aiken 6, ASC 3

## **1997 Peach Belt Tmt. (2-3, 4th)**

(at Columbus State University)  
Columbus State Univ. 7, AASU 2  
AASU 5, Columbus State Univ. 4  
AASU 10, Columbus State Univ. 8  
(at Kennesaw State Univ.)  
Kennesaw State Univ. 6, AASU 4  
GA. College&State Univ. 8, AASU 2

## **1998 Peach Belt Tmt. (3-3, 3rd)**

(at GA. College&State Univ.)  
AASU 6, GA. College&State Univ. 3  
GA. College&State Univ. 7, AASU 4  
AASU 12, GA. College&State Univ. 5  
(at Kennesaw State Univ.)  
AASU 6, Francis Marion 4  
Kennesaw State Univ. 6, AASU 0  
Columbus State Univ. 10, AASU 7

## **1998 NCAA II Regional (0-2, 4th)**

(at Kennesaw, Ga.)  
Mount Olive 20, AASU 17  
Columbus State Univ. 5, AASU 0

## **1999 NCAA II Regional (1-2, 3rd)**

(at Jacksonville, Fla.)  
North Florida 6, AASU 2  
AASU 8, Mount Olive 3  
North Florida 3, AASU 2

## **AASU Record In Postseason Play**

Peach Belt Tournament .....	13-17
Big South Tournament .....	3-4
NAIA District 25 .....	8-6
NCAA II Regionals .....	12-14
NCAA II World Series .....	1-6
TOTALS .....	37-47

**Brad Squibb's 15 total bases vs. Northern Kentucky is an NCAA DII tourney game record**





# Memorable Seasons - '83, '84, '87, '88

## 1983

54-20  
 NAIA #8 Team Ranking  
 NAIA #1 Team Pitching  
 NAIA District Playoff Runner-up  
 100 School Records  
 13-4 vs. NCAA I  
 .326 Team Batting Average

### Players

Roy Babot  
 Warren Bachmann  
 Gary Broad  
 Jimmy Fisher  
 Scott Hatfield  
 Mike Huggins  
 Jerry Jameson  
 Ricky Meeks  
 Mike Ogilvie

Al Otte  
 Kirk Rahn  
 Mark Simons  
 Billy Ray Smith  
 Kevin Stafford  
 Curtis Thomson  
 Stacey Whiddon  
 Dan Wright  
 Tony Yeomans

### Co-Captains

Roy Babot  
 Warren Bachmann

### Coaches

Joe Roberts  
 Tommy Thomson  
 Lou Nadell

### All-District

Warren Bachmann  
 Kirk Rahn  
 Billy Ray Smith  
 Tony Yeomans  
 Stacey Whiddon

### All-Area

Stacey Whiddon

### H.M. All-American

Stacey Whiddon

## 1984

63-17  
 NAIA #3 Team Ranking  
 NAIA #5 Team Pitching  
 NAIA District Playoff Runner-up  
 52 School Records  
 248 Stolen Bases  
 13-4 vs. NCAA I  
 .332 Team Batting Average

### Players

Jamie Armstrong  
 Charlie Broad  
 Gary Broad  
 Kevin Brown  
 Danny Demersseman  
 Jimmy Fisher  
 Mike Huggins  
 Tony Kolgaklis  
 Alan Lamb  
 Greg Lanier

Cay Mays  
 Hank McCarthy  
 Ricky Meeks  
 David Poulos  
 Mark Simons  
 Mike Smiciklas  
 Richard Smiley  
 Kevin Stafford  
 Stacey Whiddon  
 Tony Yeomans

### Co-Captains

Stacey Whiddon  
 Tony Yeomans

### Coaches

Joe Roberts  
 Tommy Thomson

### All-Conference

David Poulos  
 Mike Smiciklas  
 Tony Yeomans

### All-District

David Poulos  
 Mike Smiciklas  
 Tony Yeomans

### All-Area

David Poulos  
 Mike Smiciklas

### H.M. All-American

David Poulos  
 Mike Smiciklas

## 1987

47-15  
 NCAA I #3 Team Batting  
 NCAA I #4 Slugging Pct.  
 NCAA I #5 Team Scoring  
 NCAA I #8 Home Runs  
 NCAA I #9 Stolen Bases  
 68 School Records  
 21 Game Winning Streak  
 Big South Conference Divisional Champions  
 Big South Conference Tournament Runnersup

### Players

Bruce Addison  
 David Bone  
 Charlie Broad  
 Chuck Christopher  
 Calvin Culberson  
 Scott Ellis  
 Jimmy Evans  
 Bill Floyd  
 Bill Gearhart  
 Mike Haessler  
 Bob Hansen

Dana Harding  
 Dan Hixon  
 Brent Korn  
 Bob Long  
 Scott Malcom  
 Mike Mitchener  
 Joel Owens  
 Barry Peavy  
 Greg Richard  
 Bryon Wagner  
 Roge Williams

### Captain

Charlie Broad

### Coaches

Joe Roberts  
 Clyde Oliver  
 Tommy Thompson

### All-Conference

Charlie Broad  
 Calvin Culberson  
 Scott Ellis  
 Bill Gearhart  
 Dana Harding  
 Mike Mitchener

### All-Conference Tournament

Charlie Broad  
 Dana Harding  
 Mike Mitchener

### Conference Tournament MVP

Mike Mitchener

### Conference Coach of the Year

Joe Roberts

## 1988

42-13  
 NCAA II #2 Team Scoring  
 NCAA II #4 Team Ranking  
 NCAA II #6 Team Pitching  
 52 School Records  
 21 Game Winning Streak  
 NCAA II World Series Participant  
 NCAA II South Atlantic Region Champions

### Players

Bruce Addison  
 Bill Bickel  
 David Bone  
 Calvin Culberson  
 Scott Ellis  
 Bill Gearhart  
 Bob Hansen  
 Mike Haessler  
 Dana Harding  
 Dan Hixon

Brent Korn  
 Scott Malcolm  
 Mike Mitchener  
 Danny Moore  
 Rob Musser  
 Joel Owens  
 Sean Sharpe  
 Mark Wagenhauser  
 Roge Williams  
 David Wright

### Co-Captains

Mike Mitchener  
 Calvin Culberson

### Coaches

Joe Roberts  
 Clyde Oliver  
 Tommy Thomson

### All-Region

Calvin Culberson  
 Bill Gearhart  
 Dana Harding  
 Mike Mitchener

### All-American

Calvin Culberson  
 Bill Gearhart  
 Dana Harding  
 Mike Mitchener

### All-Region Coach

Joe Roberts



The Pirates were ranked No. 3 and No. 8 in their final NAIA years of 1983 and 1984

# Memorable Seasons - '89, '90, '91



## 1989

43-17  
 NCAA II #1 Final Ranking  
 NCAA II #3 Team Pitching  
 NCAA II #3 Team Scoring  
 NCAA II #6 Team Fielding  
 25 School Records  
 177 Stolen Bases  
 NCAA II World Series Participant  
 NCAA II South Atlantic Region Champions

### Players

Chad Armstrong	John Middlebrooks	<b>Co-Captains</b>
Alan Bonds	Danny Moore	Brent Korn
David Bone	Larry Owens	Mark Wagenhauser
Scott Ellis	Jeff Pasquale	
Mike Ewing	Steve Russell	<b>Coaches</b>
Mike Haussler	Rick Sawyer	Joe Roberts
Tommy Harmon	Bill Schmidt	Clyde Oliver
Brent Korn	Brad Squibb	Tommy Thomson
Brian Kracik	Chuck Thompson	
Paul Krafft	Mark Wagenhauser	

### All-Region

Chad Armstrong  
 John Middlebrooks  
 Steve Russell  
 Brad Squibb  
 Chuck Thompson

### All-Region Tournament

Chad Armstrong  
 Mike Ewing  
 Brent Korn  
 Brian Kracik  
 John Middlebrooks  
 Brad Squibb

### Region Tournament MVP

Chad Armstrong  
**All-American**  
 Chad Armstrong

### H.M. All-Americans

John Middlebrooks  
 Steve Russell  
 Brad Squibb  
 Chuck Thompson

## 1991

36-21  
 NCAA II #2 Team Pitching  
 NCAA II #3 Team Fielding  
 NCAA II #12 Team Final Ranking  
 NCAA II #19 Team Stolen Bases  
 11 School Records  
 17-5 vs NCAA I Teams  
 NCAA II South Atlantic Region Participants

### Players

George Becerra	Jeff Hanna	<b>Captains</b>
Jon Boothe	Blu Harvin	Tim Reynolds
Darryl Boyd	Terry Hipp	Shannon Schurman
Craig Bradshaw	Paul Madinger	
Eric Chavez	Roman Miestowski	<b>Coaches</b>
Bret Donovan	Walt Neveker	Joe Roberts
Mark Ewing	Derek Parker	Clyde Oliver
Brian Fussell	Tim Reynolds	Tommy Thomson
Bruce Fussell	Pete Richter	
Joel Goodwin	Bill Schmidt	
Rick Guerrero	Shannon Schurman	
	Darren Sprenger	

### All-Region

Eric Chavez  
 Bret Donovan  
 Pete Richter  
 Bill Schmidt

### All-Americans

Eric Chavez (3rd)  
 Bret Donovan (HM)  
 Pete Richter (HM)  
 Bill Schmidt (HM)

### All-Region Tournament

Eric Chavez

## 1990

47-9  
 NCAA II #1 Final Ranking  
 NCAA II #1 Team Scoring  
 NCAA II #2 Team Winning Percentage  
 NCAA II #4 Team Pitching  
 NCAA II #5 Team Batting  
 NCAA II #1 Ranking 14 Consecutive Weeks  
 NCAA II National Record 30 Game Winning Streak  
 22 School Records  
 17-5 vs NCAA I Teams  
 NCAA II South Atlantic Region Runnersup

### Players

Chad Armstrong	John Middlebrooks	<b>Co-Captains</b>
Alan Bonds	Walt Neveker	Chad Armstrong
Jon Boothe	Larry Owens	Brad Squibb
Marv Ellis	Jeff Pasquale	
Mike Ewing	Steve Russell	<b>Coaches</b>
Mike Haussler	Rick Sawyer	Joe Roberts
Jeff Hanna	Shannon Schurman	Clyde Oliver
Paul Krafft	Bill Schmidt	Tommy Thomson
Darren Lynam	Brad Squibb	Calvin Culberson
Paul Madinger	Chuck Thompson	
Curt Martin		

### All-Region Tmt.

Marv Ellis  
 Curt Martin  
 John Middlebrooks  
 Steve Russell

### All-Region


Chad Armstrong  
*(Co-MVP)*  
 Paul Krafft  
 John Middlebrooks  
 Larry Owens  
 Steve Russell  
 Brad Squibb

### All-Americans

Chad Armstrong  
 Paul Krafft  
 Steve Russell  
 Brad Squibb

### Hon. Mention All-Americans

John Middlebrooks  
 Larry Owens



1989 co-captain Mark Wagenhauser circles the bases after his second three-run home run of the game against Springfield.





# Memorable Seasons - '92, '93, '94

## 1992

45-13-1

- NCAA II #1 Team Pitching
- NCAA II #2 Team Doubles
- NCAA II #4 Team Fielding
- NCAA II #5 Team Scoring
- NCAA II #6 Team Home Runs
- NCAA II #8 Team Final Ranking
- NCAA II #10 Team Slugging Pct.

- 16 School Records
- 14 Game Winning Streak
- NCAA II South Atlantic Region Participant
- Peach Belt Conference Season Champions
- Peach Belt Conference Tournament Runner-up

### Players

George Becerra  
Darryl Boyd  
Craig Bradshaw  
Dan Britz  
Eric Chavez  
Joel Chumley  
Vince Evans  
Mark Ewing  
Brian Fussell  
Bruce Fussell

Biddy Garza  
Daryle Gavlick  
Joel Goodwin  
Roman Miestowski  
Chris Milisits  
Derek Parker  
Pete Richter  
Darren Sprenger  
Steve Young  
Russell Williams

### Captains

Eric Chavez  
Pete Richter

### Coaches

Joe Roberts  
Clyde Oliver  
Tommy Thomson

### Coch of the Year

Joe Roberts

### All-PBC

Eric Chavez (MVP)  
Daryle Gavlick (Top P)  
Roman Miestowski  
Pete Richter  
Steve Young

### All-PBC Tmt.

Darryl Boyd  
Eric Chavez  
Chris Milisits  
Derek Parker  
Pete Richter  
Mike Tencza  
Steve Young

### All-Region Tmt.

Roman Miestowski  
Derek Parker

### All-Region

Eric Chavez (MVP)

Daryle Gavlick  
Roman Miestowski  
Steve Young

### All-Americans

Eric Chavez  
Daryle Gavlick  
Roman Miestowski  
Steve Young

## 1993

45-13-1

- NCAA II #1 Team Scoring
- NCAA II #1 Team Winning Pct.
- NCAA II #2 Team Pitching
- NCAA II #4 Team Batting
- NCAA II #4 Team Slugging Pct.
- NCAA II #7 Team Doubles
- NCAA II #10 Team Home Runs
- NCAA II #11 Team Final Ranking

- 15 School Records
- 16 Game Winning Streak
- NCAA II South Atlantic Region Participant
- Peach Belt Conference Season Champions

### Players

George Becerra  
John Booker  
Darryl Boyd  
Dan Britz  
Clint Brooks  
Joel Chumley  
Chris Declue  
Scott DeHaven  
Bruce Fussell  
Biddy Garza  
Steve Holland  
Tony Kunka

Kevin Lane  
Chris Milisits  
Mickey Moody  
Jay Sheppard  
Chris Spangler  
Gregg Thomas  
Angel Vega  
Larry Vrtiska  
Jamie Warwick  
Kenny Williams  
Rocky Wingate  
Steve Young

### Captains

George Becerra  
Chris Milisits  
Steve Young

### Coaches

Joe Roberts  
Clyde Oliver  
Tommy Thomson  
Calvain Culberson  
Joel Crisler

### All-PBC

John Booker  
Darryl Boyd (Top P)  
Scott DeHaven  
Chris Milisits  
Steve Young

### All-Region

John Booker  
Darryl Boyd  
Scott DeHaven  
Chris Milisits  
Larry Vrtiska  
Steve Young

### All-Americans

Chris Milisits (2nd)  
John Booker (3rd)  
Scott DeHaven (3rd)  
Darryl Boyd (HM)  
Steve Young (HM)  
Larry Vrtiska (HM)

### All-PBC Tmt.

Darryl Boyd

### All-Region Tmt.

Scott DeHaven  
Mickey Moody

### Academic All-American

Chris Milisits

## 1994

50-15-1

- NCAA II #1 Team Double Plays
- NCAA II #5 Team Final Ranking
- NCAA II #9 Team Triples
- NCAA II #10 Team Pitching
- NCAA II #11 Team Winning Percentage
- NCAA II #14 Team Scoring
- 19 School Records
- NCAA II World Series Participant
- NCAA II South Atlantic Region Champions
- Peach Belt Conference Runner-up

### Players

Clint Brooks  
Matt Chambers  
Scott DeHaven  
Scot Donovan  
Brian Ipock  
Tony Kunka  
Steve Lemieux  
Dave McLaughlin  
Jason Miller

Chris O'Grady  
Jay Sheppard  
Chris Spangler  
Deron Spink  
Preston Taylor  
Gregg Thomas  
Chris Tidwell  
Larry Vrtiska  
John Wilson

### Co-Captains

Tony Kunka  
Gregg Thomas

### Coaches

Joe Roberts  
Tommy Thomson  
Calvain Culberson

### All-PBC

Tony Kunka  
Dave McLaughlin  
Chris Tidwell

### All-PBC Tmt.

Tony Kunka  
John Wilson

### All-Region

Tony Kunka (MVP)  
Dave McLaughlin  
Chris Tidwell

### All-Region Tmt.

Matt Chambers  
Tony Kunka (MVP)

Dave McLaughlin  
Jason Miller  
Gregg Thomas  
Larry Vrtiska  
John Wilson

### All-Americans

Dave McLaughlin (1st)  
Tony Kunka (3rd)  
Chris Tidwell (HM)

### Region

### Coch of the Year

Joe Roberts



ASU advanced to NCAA Regional play every year from 1988 to 1994

# Memorable Seasons - '98, '99



## 1998

38-21

- NCAA II # 8 Team Pitching
- NCAA II #14 Team Wins
- NCAA II #19 Team Ranking
- NCAA II # 22 Team Fielding
- 5 School Records
- 13 Game Winning Streak
- NCAA II South Atlantic Regional Participants

### Players

Clint Belding  
Kevin Bullard  
Brian Chester  
Mark Copeland  
Matt Griffin  
Gerald Jones  
Greg Kennedy  
Brian Logan  
Brian Muniz  
Dave Ruhr

Jay Schroder  
Doug Sessions  
Shane Shelton  
Noah Theiss  
Sean Timmons  
Quinn Uzelman  
Vincent Valinotti  
Jeremy Wedel  
Joey Williams  
Andy Ysalgue

### Captains

Matt Griffin  
Vincent Valinotti

### Coaches

Joe Roberts  
Calvain Culberson  
Tommy Thomson

### All-PBC

Dave Ruhr  
Andy Ysalgue  
Jeremy Wedel  
(Pitcher of the Year)

### All-PBC Tmt.

Noah Theiss  
Jeremy Wedel

### All-Region

Sean Timmons  
Andy Ysalgue  
Jeremy Wedel  
(Pitcher of the Year)

### All-American

Jeremy Wedel

## 1999

42-14

- NCAA II # 8 Team Fielding
- NCAA II # 9 Team Pitching
- NCAA II #11 Team Wins
- NCAA II #10 Team Ranking
- 5 School Records
- 10 Game Winning Streak
- NCAA II South Atlantic Regional Participants

### Players

John Batts  
Adam Bernero  
Kevin Bullard  
Mike Cadwallader  
Raymond Castillo  
Brian Chester  
Pat Daly  
Marc Fallini  
Luis Gandara  
Mike Giltner  
Chris Humrich  
Ben Jones

Lance Jordan  
Bill Keifer  
Greg Kennedy  
Jimmy LaRose  
Damon Moore  
Brian Muniz  
Travis Oglesby  
Jay Schroder  
Shane Shelton  
Noah Theiss  
Quinn Uzelman  
Joey Williams

### Captains

Brian Muniz  
Noah Theiss

### Coaches

Joe Roberts  
Calvain Culberson  
Tommy Thomson

### All-PBC

Adam Bernero  
Chris Humrich

### All-Region

Chris Humrich  
Adam Bernero

### All-Region Tmt.

Travis Oglesby  
Raymond Castillo

# AASU Coaching Records



## Overall Coaching Records

Roy Sims  
1967 (20-8, .714)

George Bedwell  
1968 (11-18, .379)

Bob Backus  
1969-70 (19-41, .317)

Tom Kinder  
1971-78 (121-143, .458)

Tommy Cannon  
1979 (13-25, .342)

Joe Roberts  
1980-Present  
(873-391 .691)

## AASU Baseball Coaching History

<u>YEAR</u>	<u>W-L</u>	<u>PCT.</u>	<u>COACH</u>	<u>YEAR</u>	<u>W-L</u>	<u>PCT.</u>	<u>COACH</u>
1967	20- 8	.714	Sims	1984	63-17	.787	Roberts
1968	11-18	.379	Bedwell	1985	55-18	.753	Roberts
1969	12-17	.414	Backus	1986	37-20	.649	Roberts
1970	7-24	.226	Backus	1987	47-15	.758	Roberts
1971	7-14	.333	Kinder	1988	42-13	.764	Roberts
1972	14- 9	.609	Kinder	1989	43-17	.717	Roberts
1973	21-12	.633	Kinder	1990	47- 9	.839	Roberts
1974	24-15	.615	Kinder	1991	36-21	.632	Roberts
1975	15-22	.405	Kinder	1992	45-13	.776	Roberts
1976	14-24	.368	Kinder	1993	45-13	.776	Roberts
1977	16-23	.410	Kinder	1994	50-15	.769	Roberts
1978	10-24	.294	Kinder	1995	27-23	.540	Roberts
1979	13-25	.342	Cannon	1996	31-23	.574	Roberts
1980	22-20	.524	Roberts	1997	33-25	.569	Roberts
1981	35-33	.515	Roberts	1998	38-21	.644	Roberts
1982	44-24	.647	Roberts	1999	42-14	.750	Roberts
1983	54-20	.730	Roberts	<u>2000</u>	<u>37-17</u>	<u>.685</u>	<u>Roberts</u>
Totals				34	1057-626	.628	

AASU's NCAA Regional appearance in 1999 was their ninth in the past 12 seasons





# Pirate Honor Roll

## All-Americans

**1973**

Steve McNeill - HM

**1974**

Tommy Bumgardner - HM

**1983**

Stacey Whiddon - HM

**1984**

David Poulos - HM

Mike Smiciklas - HM

**1988**

Mike Mitchener - 1st

Bill Gearhart - 2nd

Dana Harding - 3rd

Calvain Culberson - HM

**1989**

Chad Armstrong - 1st

John Middlebrooks - HM

Steve Russell - HM

Brad Squibb - HM

Chuck Thompson - HM

**1990**

Chad Armstrong - 2nd

Paul Krafft - 3rd

Steve Russell - 3rd

Brad Squibb - 3rd

John Middlebrooks - HM

Larry Owens - HM

**1991**

Eric Chavez - 3rd

Bret Donovan - HM

Pete Richter - HM

Bill Schmidt - HM

**1992**

Eric Chavez - 1st

Daryle Gavlick - 1st

Roman Miestowski - 1st

Steve Young - 2nd

**1993**

Chris Milisits - 2nd

Scott DeHaven - 3rd

John Booker - 3rd

Steve Young - HM

Daryll Boyd - HM

Larry Vrtiska - HM

**1994**

Dave McLaughlin - 1st

Tony Kunka - 3rd

Chris Tidwell - HM

**1995**

Doug Louthan - HM

**1996**

Jeff Agard - HM

**1998**

Jeremy Wedel - 3rd

## Verizon Academic

### All-Americans

**1993**

Chris Milisits - 3rd

## Verizon Academic

### All-District III

**1993**

Chris Milisits

**1994**

Gregg Thomas

## All-South Atlantic Region

**1988**

Bill Gearhart - 1st

Calvain Culberson - 1st

Dana Harding - 1st

Mike Mitchener - 1st

Bruce Addison - 2nd

Brent Kom - 2nd

Rob Musser - 2nd

**1989**

Chad Armstrong - 1st

John Middlebrooks - 1st

Steve Russell - 1st

Brad Squibb - 1st

Chuck Thompson - 1st

Mike Ewing - 2nd

Danny Moore - 2nd

Jeff Pasquale - 2nd

Mark Wagenhauser - 2nd

**1990**

Chad Armstrong - 1st

Paul Krafft - 1st

John Middlebrooks - 1st

Larry Owens - 1st

Steve Russell - 1st

Brad Squibb - 1st

Marv Ellis - 2nd

Mike Ewing - 2nd

Jeff Hanna - 2nd

Curt Martin - 2nd

Chuck Thompson - 2nd

**1991**

Eric Chavez - 1st

Bret Donovan - 1st

Pete Richter - 1st

Bill Schmidt - 1st

Mark Ewing - 2nd

Terry Hipp - 2nd

Roman Miestowski - 2nd

Tim Reynolds - 2nd

## Region MVPs

**1988**

Mike Mitchener

**1990**

Chad Armstrong

**1992**

Eric Chavez

**1994**

Tony Kunka

## Region Pitcher of the Year

**1988**

Bill Gearhart

**1998**

Jeremy Wedel

## Region Coach of the Year

**1988, 1989, 1994**

Joe Roberts

## Conference Coach of the Year

**1987, 1992**

Joe Roberts

**1992**

Eric Chavez - 1st

Daryle Gavlick - 1st

Roman Miestowski - 1st

Steve Young - 1st

Craig Bradshaw - 2nd

Pete Richter - 2nd

**1993**

John Booker - 1st

Daryll Boyd - 1st

Scott DeHaven - 1st

Chris Milisits - 1st

Larry Vrtiska - 1st

Steve Young - 1st

Tony Kunka - 2nd

Jay Sheppard - 2nd

Angel Vega - 2nd

Kenny Williams - 2nd

**1994**

Tony Kunka - 1st

Dave McLaughlin - 1st

Chris Tidwell - 1st

Preston Taylor - 2nd

**1995**

Doug Louthan - 1st

**1996**

Jeff Agard - 1st

**1998**

Jeremy Wedel - 1st

Andy Ysalgue - 1st

Sean Timmons - 1st

Dave Ruhr - 2nd

**1999**

Adam Bernero - 1st

Chris Humrich - 1st

## All-Region Tmt.

**1988**

Dana Harding - 2B

Danny Moore - OF

Mark Wagenhauser - OF

**1989**

Chad Armstrong - OF

(MVP)

Mike Ewing - P

Brian Kracic - SS

Brent Korn - 3B

John Middlebrooks - C

Brad Squibb - 1B

**1990**

Marv Ellis - OF

Curt Martin - C

John Middlebrooks - C

Steve Russell - 2B

**1991**

Eric Chavez - 3B

**1992**

Roman Miestowski - 1B

Derek Parker - OF

**1993**

Scott DeHaven - OF

Mickey Moody - 2B

**1994**

Tony Kunka - DH

(MVP)

Matt Chambers - 2B

Dave McLaughlin - OF

Jason Miller - C

Gregg Thomas - P

Larry Vrtiska - P

John Wilson - OF

**1999**

Raymond Castillo - SS

Travis Oglesby - C

## All-Conference

**1984**

David Poulos - SS

Mike Smiciklas - 1B

Tony Yeomans - C

**1985**

Chuck Christopher - P

Bill Fortner - C

J.D. Scott - OF

**1986**

Charlie Broad - 1B

Mickey Peyton - OF

Rick Zakrajsek - P

**1987**

Charlie Broad - 1B

Bill Gearhart - P

Dana Harding - 3B

Calvain Culberson - OF

Scott Ellis - C

Mike Mitchener - OF

**1992**

Eric Chavez - 3B

Daryle Gavlick - P

Roman Miestowski - 1B

Pete Richter - OF

Steve Young - OF

**1993**

John Booker - 1B

Daryll Boyd - P

Scott DeHaven - OF

Chris Milisits - C

Steve Young - OF

**1994**

Tony Kunka - DH

Dave McLaughlin - OF

Chris Tidwell - P

**1996**

Jeff Agard - P

**1998**

Jeremy Wedel - P

Andy Ysalgue - C

Dave Ruhr - OF

Noah Theiss - SS

**1999**

Adam Bernero - P

Chris Humrich - RP

## Conference MVP

**1987**

Mike Mitchener

**1992**

Eric Chavez

## Conference

### Pitcher of the Year

**1987**

Bill Gearhart

**1992**

Daryle Gavlick

**1993**

Daryll Boyd

**1998**

Jeremy Wedel



ASU has had four South Atlantic Region MVPs and two Pitchers of the Year since 1988

# Pirate Honor Roll



## All-Conference Tournament

<b>1985</b> Chuck Christopher Bill Fortner J.D. Scott <b>1987</b> Charlie Broad Dana Harding Mike Mitchener <b>1992</b> Daryll Boyd Eric Chavez Chris Millisits Derek Parker Pete Richter Mike Tencza Steve Young	<b>1993</b> Daryll Boyd <b>1994</b> Tony Kunka John Wilson <b>1996</b> Chris Case <b>1997</b> Mark Batia <b>1998</b> Noah Theiss Jeremy Wedel
--	--

**Conference Tournament MVP**  
**1987**  
Mike Mitchener

## Four-Year Letterwinners

<b>1972</b> Dennis Pruitt <b>1973</b> Mark Mamalakis <b>1974</b> Linn Burnsed Steve McNeill Pat Holland <b>1976</b> Tommy Bumgardner John Snelling Chuck Thomas <b>1979</b> Eddie Aenchbacher <b>1980</b> Danny Pickell Dan Seitz Mike Stone <b>1981</b> Tim Norton Ty Jenny <b>1984</b> Tony Yeomans	<b>1986</b> Ricky Meeks Kevin Stafford Mark Simons <b>1987</b> Charlie Broad <b>1988</b> Calvain Culberson <b>1989</b> Scott Ellis <b>1990</b> Mike Hauessler <b>1998</b> Gerald Jones <b>1999</b> Greg Kennedy <b>2000</b> Kevin Bullard Shane Shelton Joey Williams
---	--



## President's Cup Recipients


<b>1968</b> Danny Sims <b>1970</b> Dennis Pruitt <b>1972</b> Roy Smith <b>1976</b> James Sikes <b>1978</b> Ed Aenchbacher III <b>1979</b> Ted Kinder	<b>1989</b> Mike Mitchener <b>1990</b> Brad Squibb <b>1992</b> Mark Ewing <b>1994</b> Gregg Thomas <b>1996</b> Clint Brooks <b>1997</b> Doug Sessions
---	--

**The Presidents Cup is awarded to AASU's top scholar athlete by the Savannah Exchange Club**


<b>NAIA All-District</b> <b>1982</b> Warren Bachmann Kirk Rahn	<b>1982</b> Warren Bachmann Kirk Rahn Billy Ray Smith Stacy Whiddon Tony Yeomans	<b>1984</b> David Poulos Mike Smiciklas Tony Yeomans	<b>District 25 Coach of the Year</b> <b>1984</b> Joe Roberts
---	---	---	--

## PBC Player of the Year

## PBC Pitchers of the Year



Eric Chavez, 1992



Daryle Gavlick, 1992



Daryll Boyd, 1993



Jeremy Wedel, 1998

A 1990 Division II All-America honoree, Brad Squibb also earned the 1990 President's Cup as Armstrong State's top scholar-athlete.



Four-year letterwinner Gerald Jones now works for the Pittsburgh Pirates organization







# AASU Pirate Team Honor Roll

## Charles Burnsed MVP Award

- 1976 Stanley Walker
- 1977 Danny Pickell
- 1978 Ronnie Peacock
- 1979 Eddie Aenchbacher
- Ted Kinder
- 1980 Danny Pickell
- 1981 Pat Ryan
- Gerald Sharpe
- 1982 Warren Bachmann
- 1983 Billy Ray Smith
- 1984 Tony Yeomans
- 1985 J.D. Scott
- 1986 Mickey Peyton
- 1987 Charlie Broad
- 1988 Mike Mitchener
- 1989 Chad Armstrong
- 1990 Chad Armstrong
- 1991 Eric Chavez
- 1992 Eric Chavez
- Roman Miestowski
- 1993 Chris Milisits
- 1994 Tony Kunka
- 1995 Doug Louthan
- 1996 Jeff Agard
- 1997 Andy Ysalgue
- 1998 Andy Ysalgue
- 1999 Adam Bernero
- 2000 Haydn Chinn

## Tommy Thomson Silver Bat Award

- 1980 Bill Stanley
- 1981 Roy Babot
- 1982 Kirk Rahn
- 1983 Kirk Rahn
- 1984 Mike Smiciklas
- 1985 Bill Fortner
- 1986 Mike Cassala
- 1987 Charlie Broad
- Dana Harding
- Mike Mitchener
- 1988 Mike Mitchener
- 1989 Chad Armstrong
- 1990 Chad Armstrong
- Steve Russell
- Brad Squibb
- 1991 Pete Richter
- 1992 Eric Chavez
- Roman Miestowski
- 1993 Chris Milisits
- 1994 Tony Kunka
- 1995 Richard Ernst
- 1996 Mark Todd
- 1997 Mark Batia
- 1998 David Ruhr
- 1999 Jimmy LaRose
- 2000 Haydn Chinn

## Tom Beytagh Gold Glove Award

- 1980 Gerald Sharpe
- 1981 Billy Ray Smith
- 1982 Billy Ray Smith
- Warren Bachmann
- 1983 Stacey Whiddon
- Mike Huggins
- 1984 Mike Huggins
- Kevin Brown
- 1985 Charlie Broad
- 1986 Charlie Broad
- Mike Cassalla
- 1987 Charlie Broad
- 1988 Brent Korn
- 1989 Brent Korn
- John Middlebrooks
- Brad Squibb
- 1990 Chad Armstrong
- Brad Squibb
- 1991 Eric Chavez
- Walt Neveker
- 1992 Eric Chavez
- Chris Milisits
- 1993 Chris Milisits
- Dan Britz
- 1994 Dave McLaughlin
- 1995 Richard Ernst
- 1996 None
- 1997 Doug Sessions
- 1998 Andy Ysalgue
- Brian Muniz
- 1999 Brian Muniz
- Ray Castillo
- Jimmy LaRose
- 2000 Ray Castillo

## Richard Meeks Pitching Award

- 1980 Gordie Shuman
- 1981 Roger Moore
- 1982 Mark Simons
- 1983 Billy Ray Smith
- Gary Broad
- 1984 Gary Broad
- 1985 Chuck Christopher
- 1986 Rick Zakrajsek
- 1987 Chuck Christopher
- Bill Gearhart
- 1988 Bill Gearhart
- Rob Musser
- 1989 Chuck Thompson
- 1990 Paul Krafft
- 1991 Bill Schmidt
- 1992 Daryle Gavlick
- 1993 Daryll Boyd
- 1994 Chris Tidwell
- 1995 Mike Hopper
- 1996 Jeff Agard
- 1997 Joey Williams
- 1998 Jeremy Wedel
- 1999 Adam Bernero
- 2000 Jason Ackley

## Daniel Crawford Rookie Award

- 1980 Bill Holbrook
- 1981 Tony Yeomans
- 1982 Ricky Jones
- 1983 Ricky Meeks
- 1984 Charlie Broad
- 1985 Calvin Culberson
- 1986 Mike Mitchener
- 1987 Roge Williams
- 1988 Danny Moore
- Mark Wagenhauser
- 1989 Steve Russell
- 1990 Jeff Hanna
- 1991 Bret Donovan
- 1992 Steve Young
- 1993 Scott DeHaven
- 1994 Dave McLaughlin
- 1995 Richard Ernst
- 1996 David Young
- 1997 Joey Williams
- 1998 Noah Theiss
- 1999 Ray Castillo
- 2000 Nick Snow

## Roy Sims Captain Award

- 1980 Danny Pickell
- Dan Seitz
- 1981 Tim Norton
- Ty Jenny
- 1982 Pat Ryan
- 1983 Warren Bachmann
- Roy Babot
- 1984 Tony Yeomans
- Stacey Whiddon
- 1985 Ricky Meeks
- 1986 Ricky Meeks
- 1987 Charlie Broad
- 1988 Calvin Culberson
- Mike Mitchener
- 1989 Brent Korn
- Mark Wagenhauser
- 1990 Chad Armstrong
- Brad Squibb
- 1991 Tim Reynolds
- Shannon Schurman
- 1992 Eric Chavez
- Pete Richter
- 1993 Jorge Becerra
- Chris Milisits
- Steve Young
- 1994 Tony Kunka
- Gregg Thomas
- 1995 None
- 1996 None
- 1997 Matt Griffin
- Scott Harrell
- 1998 Matt Griffin
- Vinny Valinotti
- 1999 Brian Muniz
- Noah Theiss
- 2000 None

## Nick Mamelakis Competitor Award

- 1980 Ty Jenny
- 1981 Tim Norton
- 1982 Pat Ryan
- Keith Jones
- 1983 Tony Yeomans
- 1984 Mike Huggins
- 1985 Gary Jackson
- 1986 Charlie Broad
- 1987 Charlie Broad
- Mike Mitchener
- 1988 Brent Korn
- 1989 Brad Squibb
- 1990 Brad Squibb
- 1991 Tim Reynolds
- 1992 Chris Milisits
- 1993 Chris Milisits
- 1994 Deron Spink
- 1995 Doug Louthan
- 1996 Jason Mantooth
- 1997 Greg Kennedy
- 1998 Jeremy Wedel
- 1999 Chris Humrich
- 2000 Jimmy LaRose



Mark Simons pitched AASU's only perfect game in 1982.



Chuck Christopher recorded 10-win seasons in 1985 and 1987 for the Pirates.



The Pirates led the nation in scoring with 565 runs scored in 1993

---

# AASU Team Records - Inning



## **Plate Appearances**

20, vs. Bridgewater, 1988

## **At Bats**

17, vs. Bridgewater, 1988 (NCAA II, t4th place)

## **Runs**

15, vs. Bridgewater, 1988

## **Hits**

14, vs. Bridgewater, 1988 (NCAA II, t5th place)

## **Singles**

9, vs. Bridgewater, 1988

## **Doubles**

4, five times. Last vs. Adelphi, 1994

## **Triples**

2, vs. Howard, 1994 and The Citadel, 1967

## **Home Runs**

5, vs. Bridgewater, 1988 (NCAA II, t2nd place)

## **Consecutive Home Runs**

3, vs. Bridgewater, 1988

## **Runs Batted In**

15, vs. Bridgewater, 1988 (NCAA II, t4th place)

## **Extra Base Hits**

6, vs. Adelphi, 1994

## **Total Bases**

29, vs. Bridgewater, 1988 (NCAA II, 2nd place)

## **Walks**

10, vs. Edward Waters, 1985

## **Stolen Bases**

8, vs. Edward Waters, 1985

## **Hit By Pitch**

4, vs. Adelphi, March 7, 2000 (NCAA II, t2nd place)

## **Times on Base**

17, vs. Bridgewater, 1988

## **Consecutive Hits**

8, vs. Concordia, 1989

## **Consecutive Times on Base**

14, vs. Gannon, 1987

---

# AASU Team Records - Game



## **Plate Appearances**

79, vs. Valdosta State, 1988 (NCAA II, 2nd place)

## **Total Plate Appearances, Both Teams**

149, vs. Valdosta State, 1988 (NCAA II Record)

## **At Bats**

55, vs. Valdosta State, 1988

## **Runs**

29, vs. Paine, 1989

## **Hits**

28, vs. Gannon, 1987 and Mercer-Atlanta, 1983

## **Hits, Both Teams**

44, vs. Mount Olive, May 14, 1988 (NCAA II, t8th)

## **Singles**

23, vs. Wittenberg, 1984

## **Doubles**

11, vs. S.C. State, 1993 (NCAA II, t6th place)

## **Triples**

4, vs. Howard, 1994 and Ohio Wesleyan, 1986

## **Home Runs**

7, vs. Bridgewater, 1988 and Mount Olive, 1998

## **Home Runs, Both Teams**

12, vs. Mount Olive (5), 1988 (NCAA II, t2nd place)

## **Runs Batted In**

26, vs. Paine, 1989 (NCAA II, 6th place)

## **Grand Slams**

2, vs. Utica, 1988 (ties NCAA II Record)

## **Extra Base Hits**

14, vs. S.C. State, 1993

## **Total Bases**

48, vs. Mount Olive, 1998

## **Total Bases, Both Teams**

88, vs. Mount Olive (42), 1988 (NCAA II Record)

## **Walks**

22, vs. Upper Iowa, 1989 (ties NCAA II Record)

## **Stolen Bases**

15, vs. Oglethorpe, 1973 (NCAA II, t7th place)

## **Hit By Pitch**

8, vs. Adelphi, March 7, 2000 (NCAA II, t3rd place)

## **Times on Base**

40, vs. Howard, 1988

## **Left on Base**

23, vs. Valdosta State, 1988 (NCAA II Record)

## **Pitching Strikeouts**

19, vs. Upper Iowa, 1989

## **Errors**

10, vs. Kentucky, 1990

## **Victory Margin**

29, vs. Paine (29-0), 1989

## **Double Plays Turned**

5, vs. Sacred Heart, 1997 and Augustana, 1998

---

**Mark Simons threw the only perfect game in AASU history as a freshman in 1982**





# AASU Team Records - Season

**Games:** 80, 1984  
**Plate Appearances:** 2723, 1983  
**At Bats:** 2313, 1983  
**Runs:** 627, 1987  
**Hits:** 761, 1987  
**Singles:** 578, 1983  
**Doubles:** 150, 1985  
**Doubles per Game:** 2.50 (140 2B/56 G), 1990  
**Triples:** 39, 1990  
**Triples per Game:** 0.70, (39 3B/56 G), 1990  
(NCAA II, 8th place)  
**Home Runs:** 102, 1987  
**Grand Slams:** 9, 1988 (NCAA II Record)  
**Runs Batted In:** 588, 1987  
**Extra Base Hits:** 269, 1987  
**Total Bases:** 1260, 1987  
**Sacrifice Hits:** 90, 1984  
**Sacrifice Flies:** 62, 1994 (NCAA II Record)  
**Walks:** 440, 1984  
**Hit By Pitch:** 73, 1994 (NCAA II, t12th place)  
**Stolen Bases:** 248, 1984  
**Scoring Average:** 10.3, 1987  
**Batting Average:** .360, 1987  
**Times On Base:** 1179, 1987  
**On Base Percentage:** .466, 1987  
**Slugging Percentage:** .596, 1987  
**Consecutive Games Homered:** 20, 1987  
**Wins:** 63, 1984

**Consecutive Wins:** 30, 1990  
**Consecutive Wins, Home:** 31, 1987  
**Cons. Wins, Start of Season:** 21, 1988  
**Cons. Home Wins, Start of Season:** 20, 1988  
**Losses:** 33, 1981  
**Won-Lost Percentage:** .839, 1990  
**Pitching Walks:** 297, 1994  
**Pitching Strikeouts:** 492, 1989  
**Strikeouts/9 Innings:** 8.6, 1989  
**Earned Run Average:** 2.23, 1980  
**Complete Games:** 34, 1983 & 1981  
**Shutouts:** 14, 1982 (NCAA II, t3rd place)  
**Cons. Shutouts:** 3, 1992; 1990; 1983; 1982 (2)  
**Cons. Scoreless Innings:** 29.7, 1982  
**Cons. Innings, No Earned Runs:** 30.3, 1992  
**Saves:** 22, 1991 (NCAA II Record)  
**Total Chances:** 2704, 1983  
**Putouts:** 1768, 1983  
**Assists:** 798, 1983  
**Errors:** 150, 1981  
**Fielding Average:** .966, 1991  
**Double Plays:** 72, 1984



Mark Ewing went 8-3 with a 2.58 ERA in 1992, hurling a school-record and PBC-record 30.1 consecutive scoreless innings during the season.

# AASU Individual Records - Game



## Individual Batting Records

### **Plate Appearances:**

9, Calvin Culberson, Brent Korn, Mike Mitchener, Dana Harding, Danny Moore, Mark Wagenhauser, 1988

### **At Bats:**

8, Calvin Culberson, Dana Harding, 1988

### **Runs:**

5, 11 times. Last: Deron Spink and Tony Kunka, 1994

### **Hits:**

6, John Booker, 1993 and Dave Bone, 1987  
(NCAA II, t4th place)

### **Singles:**

6, John Booker, 1993 and Dave Bone, 1987

### **Doubles:**

4, Steve Young, 1993 and Kirk Rahn, 1982  
(NCAA II, t3rd place)

### **Triples:**

2, 8 times previously.

### **Home Runs:**

3, John Booker, 1993; Dana Harding, 1987; Warren Bachmann, 1983; Chris Cuchra, 1995

**Inning:** 2, Jeff Hanna & John Middlebrooks, 1990; Dana Harding & Danny Moore, 1988 and Warren Bachmann, 1983

### **Grand Slams:**

2, Brent Korn, 1988 (ties NCAA II Record)

### **Runs Batted In:**

10, Brent Korn & Mike Mitchener, 1988 and Tony Yeomans, 1984 (NCAA II, t6th place)

**Inning:** 5, Mike Mitchener, 1988 and Warren Bachmann, 1983

### **Sacrifice Flies:**

3, Preston Taylor, 1994 (NCAA II record)

### **Extra Base Hits:**

5, Steve Young, 1993; Brad Squibb, 1989

### **Total Bases:**

15, Brad Squibb, 1989 (NCAA II Tournament Record)

**Inning:** 8, Jeff Hanna & John Middlebrooks, 1990; Dana Harding & Danny Moore, 1988 and Warren Bachmann, 1983

### **Slugging Percentage:**

3.250, John Booker, 1993

### **Walks:**

7, Dave Bone, 1989 (NCAA II Record)

### **Hit By Pitch:**

3, Deron Spink, 1994 and Bryan Beckmann vs. Adelphi, March 7, 2000

### **Reached Base Safely:**

7 (of 7), Steve Young, 1993; Dave Bone, 1989

### **Stolen Bases:**

7, Steve McNeill and Mark Mamalakis, 1973  
(NCAA II Record)

## Individual Pitching Records

### **Innings Pitched:**

15, Mike Ogilvie, 1982

### **Strikeouts:**

17, Rick Sawyer, 1990

### **Consecutive Strikeouts:**

8, Mark Simons, 1982

### **No Hitters:**

8, Joey Williams, 1999; Combination, 1991; Rick Sawyer, 1989; Bill Gearhart, 1987; Mike Ogilvie, Billy Ray Smith & Mark Simons, 1982; Doyle Kelley, 1968 and Bobby Cannon, 1967

### **Perfect Game:**

Mark Simons, 1982 (ties NCAA II Record)

## Individual Fielding Records

### **Total Chances:**

20, Mike Mitchener & Bill Bickel, 1988; Scott Ellis, 1987 and Charlie Broad, 1985

### **Putouts:**

19, Mike Mitchener & Bill Bickel, 1988; Scott Ellis, 1987; Charlie Broad, 1985 and Bill Stanley, 1980

### **Assists:**

8, 18 times. Last: Brian Muniz, 1998

### **Outfield Putouts:**

10, Chad Armstrong, 1989 (D II World Series Record)

### **Pickoffs:**

5, Gary Broad, 1983

### **Errors:**

5, Brad Bender, 1996 (ties NCAA II record)



*Rick Sawyer set a school record with 17 strikeouts in a game during the 1990 season.*

**Chuck Christopher holds eight AASU records in major pitching categories**





# AASU Individual Records - Season

## Individual Batting Records

### **Games Played:**

75, Warren Bachmann, Kirk Rahn & Tony Yeomans, 1983

### **Plate Appearances:**

316, Warren Bachmann, 1983

### **Official at Bats:**

286, Kirk Rahn, 1983

### **Runs:**

84, Charlie Broad, 1987 (NCAA II, t13th place)

### **Hits:**

101, Roman Miestowski, 1992

### **Singles:**

73, Mickey Peyton, 1986

### **Doubles:**

26, Charlie Broad, 1986

### **Triples:**

9, Chad Armstrong, 1990

### **Home Runs:**

28, Dana Harding, 1987

### **Runs Batted In:**

98, Mike Mitchener, 1987

### **Extra Base Hits:**

50, Dana Harding, 1987

### **Total Bases:**

205, Dana Harding, 1987

### **Sacrifices:**

16, Charlie Broad, 1984

### **Sacrifice Flies:**

11, Preston Taylor, 1994 (ties NCAA II Record)

### **Walks:**

90, Kevin Stafford, 1984

### **Hit By Pitch:**

30, Deron Spink, 1994 (NCAA II, 2nd place)

### **Stolen Bases:**

57, Mickey Peyton, 1986 (NCAA II, t9th place)

### **Stolen Base Percentage:**

.973, Tony Yeomans, 1984

### **Batting Average:**

.451, Steve McNeill, 1972

Min. 200 AB: .445, Roman Miestowski, 1992

### **Times On Base:**

166, Deron Spink, 1994

### **On Base Percentage:**

.568, Mike Bertagnolli, 1985 & Steve McNeill, 1972

### **Slugging Percentage:**

.830, Dana Harding, 1987

### **Consecutive Game Hitting Streak:**

32, Calvin Culberson, 1988 (NCAA II, t8th place)

### **Consecutive Hits:**

9, Charlie Broad, 1987

### **Consecutive Times on Base:**

13, Dave Bone, 1989

### **Consecutive Games Reached Safely:**

One season: 56, Chad Armstrong, 1990

Overall: 70, Chad Armstrong, 1989-1990

### **Consecutive Game Home Run Streak:**

7, Dana Harding, 1987

### **Consecutive Games w/ Extra Base Hit:**

8, Dana Harding, 1988

## Individual Pitching Records

### **Pitching Appearances:**

31, Mike Ogilvie, 1983; Doug Louthan, 1995

### **Relief Appearances:**

31, Doug Louthan, 1995

### **Games Started:**

18, Chuck Christopher, 1985

### **Innings Pitched:**

141.0, Chuck Christopher, 1985

### **Strikeouts:**

124, Daryle Gavlick, 1992 (NCAA II Season Leader)



All-America Roman Miestowski holds the AASU all-time record for most hits in a season with 101 in 1992.



AASU's all-time hit leader, Charlie Broad, is the only Pirate to have his jersey retired

# AASU Individual Records - Season



## **Strikeouts Per Nine Innings:**

11.7, Bill Gearhart, 1987

## **Strikeouts Per Nine Innings:**

14.0, Jeff Pasquale, 1989 and Doug Sessions, 1998

## **Earned Run Average:**

1.04, Jeff Agard, 1996

## **Hits Allowed Per Nine Innings:**

4.6, Bill Gearhart, 1987 (NCAA I, 7th place)

## **Walks:**

77, Chuck Christopher, 1985

## **Complete Games:**

13, Rick Zakrajsek, 1985

## **Consecutive Complete Games:**

Rick Zakrajsek, 1985

## **Consecutive Complete Game Wins:**

7, Mark Simons, 1982

## **Shutouts:**

4, Daryle Gavlick, 1992; Mark Simons, 1982 and Tommy Bumgardner, 1975

## **Consecutive Shutouts:**

3, Mark Ewing, 1992; Al Otte, 1983 and Mark Simons, 1982

## **Consecutive Scoreless Innings:**

30.1, Mark Ewing, 1992 (NCAA II, 10th place)

## **Consecutive Innings, No Earned Runs:**

37.3, Daryle Gavlick, 1992

## **Consecutive Scoreless Appearances:**

15, Bret Donovan, 1991

## **Saves:**

10, Mike Ogilvie, 1983 and Chris Humrich, 1999

## **Save Percentage:**

1.000 (8-for-8), Mike Ewing, 1990 & Jeff Pasquale 1989

## **Pitching Decisions:**

16, Chuck Christopher & Rick Zakrajsek, 1985

## **Wins:**

12, Bill Gearhart, 1988 and Chuck Christopher, 1987

## **Consecutive Wins:**

**Single Season:** 11, Daryle Gavlick, 1992 and Chuck Christopher, 1987

**Multiple Seasons:** 20, Bill Gearhart, 1987-88

(NCAA II 2nd place)

## **Won-Lost Percentage:**

1.000 (minimum 5 decisions), Bill Gearhart, 10-0, 1987; Larry Vrtiska, 9-0, 1994; Larry Owens, 7-0, 1990; Mike Ewing, 7-0, 1989; Charlie Broad, 7-0, 1984; Danny DeMersseman, 5-0, 1985 and Jon Boothe, 5-0, 1990

## **Individual Fielding Records**

### **Total Chances:**

648, Warren Bachmann, 1983

### **Putouts:**

580, Charlie Broad, 1984

### **Assists:**

215, Mike Huggins, 1983

### **Errors:**

38, Jay Sheppard, 1994

### **Outfield Assists:**

18, Dave McLaughlin, 1994


### **Outfield Putouts:**

124, Terry Hipp, 1991

### **Pickoffs:**

20, Gary Broad, 1983

*Jeff Agard set a school and Peach Belt Conference record with a 1.04 ERA in 1996 en route to earning honorable-mention All-America honors.*



*Current AASU Assistant Coach Calvin Culberson collected a 32-game hitting streak during the 1988 season, one of the Top 10 streaks in NCAA Division II history.*

**Former AASU 3B and 2001 Hall of Fame inductee Dana Harding has 14 hitting records**





# AASU Individual Records - Career

## **Games Played:**

265, Tony Yeomans, 1981-84

## **Plate Appearances:**

1,033, Tony Yeomans, 1981-84

## **At Bats:**

869, Tony Yeomans, 1981-84

## **Runs:**

242, Charlie Broad, 1984-87

## **Hits:**

318, Charlie Broad, 1984-87

## **Singles:**

200, Tony Yeomans, 1981-84

## **Doubles:**

69, Charlie Broad, 1984-87

## **Triples:**

16, Charlie Broad, 1984-87

## **Home Runs:**

39, Dana Harding, 1987-88

## **Runs Batted In:**

231, Charlie Broad, 1984-87

## **Extra Base Hits:**

120, Charlie Broad, 1984-87

## **Total Bases:**

524, Charlie Broad, 1984-87

## **Sacrifice Hits:**

42, Charlie Broad, 1984-87

## **Walks:**

183, Scott Ellis, 1986-89

## **Hit By Pitch:**

32, Ray Castillo, 1999-2000 (NCAA II, t17th place)

## **Stolen Bases:**

128, Calvin Culberson, 1985-88

## **Stolen Base Percentage:**

(min. 100 att.) .875, Charlie Broad, 1984-87

(less than 100 att.) .908, Roman Miestowski, 1991-92

## **Batting Avg:**

.397, Roman Miestowski, 1991-92

(min. 600 AB) .385, Charlie Broad, 1984-87

## **Times On Base:**

468, Charlie Broad, 1984-87

## **On Base Percentage:**

.503, Dave Bone, 1987-89 and Jimmie Evans, 1986-87

## **Slugging Percentage:**

.748, Mike Mitchener, 1986-88

## **Pitching Appearances:**

71, Rickey Meeks, 1983-86

## **Relief Appearances:**

64, Greg Kennedy, 1996-99

## **Innings Pitched:**

353.0, Tommy Bumgardner, 1973-76

## **Pitching Decisions:**

48, Tommy Bumgardner, 1973-76

## **Wins:**

29, Rickey Meeks, 1983-86

## **Losses:**

24, Tommy Bumgardner, 1973-76

## **Won Lost Percentage:**

.909, Larry Vrtiska (20-2), 1993-94

## **Walks:**

143, Chuck Christopher, 1985-87

## **Strikeouts:**

244, Chuck Christopher, 1985-87

## **Strikeouts Per Nine Innings:**

11.9, Jeff Pasquale, 1989-90

## **Earned Run Average:**

1.17, Daryle Gavlick, 1992

(min. 300 IP) 1.81, Tommy Bumgardner, 1973-76

## **Hits Allowed Per Nine Innings:**

6.7, Bill Schmidt, 1989-91

## **Complete Games:**

31, Tommy Bumgardner, 1973-76 (NCAA II, t2nd place)

## **Shutouts:**

11, Tommy Bumgardner, 1973-76 (NCAA II, 2nd place)

## **Saves:**

14, Mike Ewing, 1989-90 and Mike Mitchener, 1986-88

## **Total Chances:**

2,285, Charlie Broad, 1984-87

## **Putouts:**

2,140, Charlie Broad, 1984-87

## **Assists:**

426, Danny Pickell, 1977-80 (NCAA II, 13th place)

## **Errors:**

65, Jay Sheppard, 1993-94; Danny Pickell, 1977-80

## **No Errors, Career:**

Tom Beytagh, 1970-73

## **Outfield Putouts:**

342, Calvin Culberson, 1985-88

## **Outfield Assists:**

18, Dave McLaughlin, 1994; Tony Yeomans, 1981-84

## **Pickoffs:**

26, Gary Broad, 1983-84

## **Home Run, First Career At Bat:**

Scott DeHaven, 1993; Terry Hipp, 1991; Mike Cassala,

1986; David Poulos, 1984

## **Home Run, First Two Career At Bats:**

Scott DeHaven, 1993



# AASU Season Leaders



## At-Bats

1967	Danny Sims	95
1968	Ray Kellett	93
1969	Larry Thompson	103
1970	Lance Green	106
1971	Mark Mamalakis	77
1972	Larry Crawford	78
1973	Steve McNeill	92
1974	Steve McNeill	138
1975	John Snelling	131
1976	Marvin Headley	114
1977	Danny Pickell	126
1978	Ronnie Peacock	125
1979	Danny Pickell	126
1980	Danny Pickell	141
1981	Tony Yeomans	197
1982	Kirk Rahn	227
1983	Kirk Rahn	286
1984	David Poulos	231
1985	Bill Fortner	239
1986	Mickey Peyton	223
1987	Dana Harding	247
1988	Mike Mitchener	228
1989	Danny Moore	226
1990	Chad Armstrong	241
1991	Tim Reynolds	217
1992	Dan Britz	228
1993	Jay Sheppard	267
1994	Jay Sheppard	266
1995	Michael Collins	201
1996	Chris Case	212
1997	Matt Griffin	210
1998	Brian Muniz	235
1999	Brian Muniz	223
2000	Jimmy LaRose	219

## Runs

1967	Danny Sims	23
1968	Doyle Kelley	12
1969	Lee Rabon	15
1970	Lee Rabon	17
1971	Steve McNeill	19
1972	Steve McNeill	19
1973	Steve McNeill	24
1974	Steve McNeill	36
1975	Chuck Thomas	18
1976	Stan Walker	22
1977	Stan Walker	28
1978	Ronnie Peacock	19
1979	Dave Baker	19
1980	Bill Stanley	23
1981	Pat Ryan	41
1982	Keith Jones	49
1983	Tony Yeomans	63
1984	Tony Yeomans	71
1985	Kevin Brown	65
	Bill Fortner	65
1986	Mickey Peyton	78
1987	Charlie Broad	84
1988	Calvain Culberson	63
	Mark Wagenhauser	63
1989	Brad Squibb	67
1990	Chad Armstrong	77
1991	Terry Hipp	48
	Pete Richter	48
1992	Roman Miestowski	72

1993	Steve Young	72
1994	Tony Kunka	83
1995	Michael Collins	39
1996	Mark Todd	44
1997	Mark Batia	53
	Adam Wilson	53
1998	David Ruhr	59
1999	3 players with	47
2000	Jimmy LaRose	57

## Hits

1967	Bobby Cannon	28
	Tommy Cannon	28
	Danny Sims	28
1968	Ray Kellett	23
1969	David Layden	24
1970	Buddy Hardy	29
	Lee Rabon	29
1971	Mark Mamalakis	25
1972	Steve McNeill	34
1973	Steve McNeill	33
1974	Steve McNeill	59
1975	Warren Heller	37
1976	Marvin Headley	31
1977	Danny Pickell	37
1978	Ronnie Peacock	39
1979	Danny Pickell	37
1980	Danny Pickell	50
1981	Pat Ryan	70
1982	Kirk Rahn	90
1983	Kirk Rahn	97
1984	David Poulos	88
1985	Bill Fortner	88
1986	Mickey Peyton	97
1987	Charlie Broad	99
1988	Mike Mitchener	77
1989	Chad Armstrong	83
1990	Chad Armstrong	97
1991	Roman Miestowski	71
1992	Roman Miestowski	101
1993	Jay Sheppard	88
1994	Tony Kunka	86
1995	Michael Collins	72
1996	Mark Todd	72
1997	Mark Batia	77
1998	David Ruhr	82
1999	Jimmy LaRose	77
2000	Jimmy LaRose	74

## Batting Average

1967	Tommy Cannon	.350
1968	Danny Sims	.322
1969	Ray Kellett	.262
1970	Buddy Hardy	.318
1971	Mark Mamalakis	.325
1972	Steve McNeill	.451
1973	Steve McNeill	.359
1974	Steve McNeill	.428
1975	Warren Heller	.320
1976	Warren Heller	.327
1977	Danny Pickell	.302
1978	Ronnie Peacock	.312
1979	Danny Pickell	.294
1980	Danny Pickell	.355
1981	Roy Babet	.401
1982	Kirk Rahn	.396
1983	Jerry Jameson	.362

1984	David Poulos	.381
1985	Gary Jackson	.389
1986	Mickey Peyton	.435
1987	Charlie Broad	.442
1988	Mark Wagenhauser	.358
1989	Chad Armstrong	.390
1990	Mary Ellis	.405
1991	Roman Miestowski	.345
1992	Roman Miestowski	.445
1993	Chris Miliits	.386
1994	John Wilson	.384
1995	Richard Ernst	.390
1996	Mark Todd	.355
1997	Mark Batia	.381
1998	Noah Theiss	.379
1999	Jimmy LaRose	.352
2000	Brian Pickel	.343

## Doubles

1967	Bobby Cannon	4
1968	4 with	2
1969	David Layden	4
1970	Lee Rabon	4
1971	Mark Mamalakis	4
	Tom Yarbrough	4
1972	Tom Beytagh	5
1973	Gerald Sharpe	3
	Tom Yarbrough	3
1974	Steve McNeill	8
1975	Tommy Bumgardner	.6
	Warren Heller	6
1976	Warren Heller	6
	Jerry McNair	6
1977	Warren Heller	7
1978	Buddy Padgett	6
	Mike Stone	6
1979	Glen Conaway	4
1980	Danny Pickell	10
1981	Five with	7
1982	Kirk Rahn	21
1983	Kirk Rahn	20
1984	Tony Yeomans	20
1985	Bill Fortner	24
1986	Charlie Broad	26
1987	Mike Mitchener	24
1988	Dana Harding	18
	Mark Wagenhauser	18
1989	Chad Armstrong	19
1990	Brad Squibb	20
1991	Eric Chavez	20
1992	Roman Miestowski	20
	Steve Young	20
1993	Chris Miliits	22
1994	Matt Chambers	18
1995	Michael Collins	16
1996	Chris Case	21
1997	Matt Griffin	17
	Andy Ysalgue	17
1998	David Ruhr	17
1999	Brian Muniz	18
2000	Kevin Bullard	17
	Haydn Chinn	17

## Triples

1967	Danny Sims	2
1968	Danny Sims	2
	David Smith	2

1969	David Smith	2
1970	Buddy Hardy	3
1971	Roy Smith	4
1972	Linn Burnsed	1
	Steve McNeill	1
1973	Mark Mamalakis	3
	Tom Yarbrough	3
1974	Linn Burnsed	3
1975	Buddy Padgett	4
1976	5 with	1
1977	Marvin Headley	3
	Ronnie Peacock	3
1978	Ronnie Peacock	3
1979	3 with	1
1980	David Rogers	2
1981	3 with	3
1982	Keith Jones	3
1983	Jerry Jameson	4
1984	David Poulos	5
1985	Charlie Broad	6
	J.D. Scott	6
1986	Mike Cassala	6
	Mickey Peyton	6
1987	Mike Mitchener	7
1988	Mike Mitchener	7
1989	Chad Armstrong	6
	Brad Squibb	6
1990	Chad Armstrong	9
1991	Eric Chavez	6
1992	Dan Britz	4
1993	Jay Sheppard	5
	Steve Young	5
1994	Jay Sheppard	8
1995	Leroy Lipsey	3
1996	2 with	1
1997	Mark Batia	4
	Doug Sessions	4
1998	Vincent Valinotti	3
1999	Mike Cadwallader	5
2000	Haydn Chinn	5

## Home Runs

1969	David Layden	2
1970	Buddy Hardy	2
1971	Mark Mamalakis	2
1972	Linn Burnsed	2
1973	Linn Burnsed	1
	Jerry Graham	1
1974	Linn Burnsed	2
1975	John Snelling	1
1976	John Snelling	1
	Chuck Thomas	1
1977	Robbie Groover	1
1978	Robbie Groover	2
	Mike Stone	2
1979	Glen Conaway	2
	Mike Durkin	2
1980	Gerald Sharpe	2
1981	Tony Yeomans	8
1982	Kirk Rahn	7
1983	Kirk Rahn	11
1984	Mike Smiciklas	15
1985	Bill Fortner	13
	J.D. Scott	13
1986	Charlie Broad	9
	Mike Cassala	9

Two-time All-America Chad Armstrong reached base safely in all 56 games in 1990







# AASU Season Leaders

## Home Runs

1987	Dana Harding	28
1988	Mike Mitchener	16
1989	John Middlebrooks	9
1990	Jeff Hanna	11
1991	Eric Chavez	10
1992	Eric Chavez	21
1993	John Booker	15
1994	Tony Kunka	15
1995	Richard Ernst	7
1996	Klark Reynolds	7
1997	Matt Griffin	12
1998	David Ruhr	13
1999	Travis Oglesby	19
2000	Kevin Bullard	8

## Runs Batted In

1967	Mike Kellett	14
1968	Clyde Jordan	14
1969	Bill Hagan	11
1970	Lee Rabon	14
1971	Mark Mamalakis	13
1972	Tom Beytagh	13
1973	Mark Mamalakis	17
1974	David Barnhill	14
1975	John Snelling	9
	Chuck Thomas	9
1976	Marvin Headley	16
1977	Danny Pickell	22
1978	Danny Pickell	19
1979	Danny Pickell	14
1980	Danny Pickell	18
1981	Pat Ryan	43
1982	Warren Bachmann	57
1983	Kirk Rahn	70
1984	Mike Smiciklas	78
1985	J.D. Scott	80
1986	Mike Cassala	77
1987	Mike Mitchener	98
1988	Mike Mitchener	82
1989	John Middlebrooks	56
1990	Chad Armstrong	63
1991	Pete Richter	53
1992	Eric Chavez	82
1993	John Booker	69
1994	Tony Kunka	86
1995	Michael Collins	38
	Richard Ernst	38
1996	Mark Todd	39
1997	Matt Griffin	50
1998	David Ruhr	55
1999	Travis Oglesby	58
2000	Brian Pickell	48

## Stolen Bases

1967	Danny Sims	10
	John Tatum	10
1968	Bob Houchins	12
1969	Bill Hagan	8
	Lee Rabon	8
1970	Bob Houchins	8
	Lance Green	8
1971	Steve McNeill	24
1972	Steve McNeill	18
1973	Mark Mamalakis	26
1974	Steve McNeill	28

1975	John Snelling	13
1976	Stan Walker	19
1977	Stan Walker	12
1978	Ronnie Peacock	8
1979	Dave Baker	8
1980	Gerald Sharpe	24
1981	Roy Babet	18
1982	Pat Ryan	16
1983	Tony Yeomans	28
1984	Cay Mays	37
1985	Mike Bertagnolli	38
1986	Mickey Peyton	57
1987	Calvain Culberson	40
1988	Calvain Culberson	42
1989	Danny Moore	29
1990	Steve Russell	32
1991	Roman Miestowski	27
1992	Dan Britz	32
	Roman Miestowski	32
1993	Jay Sheppard	34
1994	Jay Sheppard	29
1995	Leroy Lipsey	26
1996	Heath McBeth	17
1997	Doug Sessions	17
1998	David Ruhr	17
1999	Jimmy LaRose	21
2000	Bryan Beckmann	25

## Total Bases

1967	Tommy Cannon	35
1968	David Smith	31
1969	David Layden	34
1970	Buddy Hardy	39
1971	Mark Mamalakis	35
1972	Steve McNeill	40
1973	Steve McNeill	37
1974	Steve McNeill	70
1975	Warren Heller	45
1976	Jerry McNair	37
1977	Danny Pickell	45
1978	Ronnie Peacock	50
1979	Danny Pickell	42
1980	Danny Pickell	62
1981	Tony Yeomans	99
1982	Kirk Rahn	132
1983	Kirk Rahn	154
1984	Mike Smiciklas	146
1985	Bill Fortner	155
1986	Charlie Broad	143
1987	Dana Harding	205
1988	Mike Mitchener	154
1989	Chad Armstrong	121
1990	Chad Armstrong	161
1991	Eric Chavez	121
1992	Eric Chavez	167
1993	Jay Sheppard	128
1994	Tony Kunka	156
1995	Michael Collins	100
1996	Mark Todd	104
1997	Matt Griffin	118
1998	David Ruhr	140
1999	Travis Oglesby	121
2000	Haydn Chinn	102

## Base on Balls

1967	Danny Sims	18
------	------------	----

1968	Danny Sims	16
1969	Lee Rabon	24
1970	Lee Rabon	20
1971	Roy Smith	24
1972	Linn Burnsed	21
1973	Tom Beytagh	20
1974	Linn Burnsed	26
1975	NA	NA
1976	Stan Walker	31
1977	Stan Walker	31
1978	Ronnie Peacock	15
1979	Gerald Sharpe	17
1980	Dan Seitz	26
	Gerald Sharpe	26
1981	Pat Ryan	35
1982	Pat Ryan	57
1983	3 with	43
1984	Kevin Stafford	90
1985	Mike Bertagnolli	65
1986	Jimmie Evans	45
1987	Scott Ellis	66
1988	Dave Bone	62
1989	Dave Bone	59
1990	Chad Armstrong	44

1991	Pete Richter	52
1992	Dan Britz	44
1993	Steve Young	63
1994	Deron Spink	61
1995	Mark Todd	45
1996	Rob Freithoffer	39
1997	Mark Batia	37
1998	Noah Theiss	39
1999	Travis Oglesby	48
2000	Kevin Bullard	37

## Hit By Pitch

1967	Danny Sims	3
1968	Phil Duke	3
1969	NA	NA
1970	John Beebe	2
	Lance Green	2
1971	Steve McNeill	5
1972	Steve McNeill	5
1973	Gerald Sharpe	8
1974	Steve McNeill	2
1975-1979	NA	NA
1980	Dan Seitz	5
1981	5 with	2
1982	Keith Jones	11



*Dave Bone collects three hits in Armstrong's live televised game against Florida Southern in a matchup of two top-ranked teams during the 1988 season.*



*Chris Humrich, an All-South Atlantic Region pick in 1999, tied an AASU record and set a PBC record with 10 saves in helping the Pirates to a South Atlantic Regional berth. He is currently pitching in the Montreal Expos organization.*



**AASU's Dave Bone produced six singles in one game and seven walks in another game**

# AASU Season Leaders



## Hit By Pitch

1983	Kirk Rahn .....	4
1984	Mike Huggins .....	4
1985	Kevin Brown .....	4
1986	Scott Ellis .....	5
1987	Bruce Addison .....	4
1988	Brent Korn .....	6
1989	Brent Korn .....	8
	Brian Kracik .....	8
1990	3 tied with .....	5
1991	Eric Chavez .....	5
	Roman Miestowski ..	5
1992	Roman Miestowski ..	10
1993	John Booker .....	8
	Steve Young .....	8
1994	Deron Spink .....	30
1995	Thomas Sanders .....	11
1996	Scott Harrell .....	12
1997	Matt Griffin .....	11
	Adam Wilson .....	11
1998	Vinny Valinotti .....	11
1999	Ray Castillo .....	21
2000	Ray Castillo .....	11
	Haydn Chinn .....	11

## On Base Percentage

1967	Danny Sims .....	422
1968	Danny Sims .....	493
1969	Lee Rabon .....	370
1970	Lee Rabon .....	408
1971	Roy Smith .....	467
1972	Steve McNeill .....	568
1973	Tom Beytagh .....	486
1974	Steve McNeill .....	428
1975	NA .....	
1976	Stanley Walker .....	431
1977	Stanley Walker .....	442
1978	Ronnie Peacock .....	386
1979	Danny Pickell .....	331
1980	Dan Seitz .....	414
1981	Roy Babot .....	472
1982	Kirk Rahn .....	439
1983	Tony Yeomans .....	441
1984	Kevin Stafford .....	526
1985	Mike Bertagnolli ..	568
1986	Calvain Culberson ..	519
1987	Charlie Broad .....	535
1988	Dave Bone .....	534

1989	Dave Bone .....	498
1990	Jeff Hanna .....	512
1991	Terry Hipp .....	469
1992	Roman Miestowski ..	526
1993	John Booker .....	518
1994	Deron Spink .....	527
1995	Richard Ernst .....	482
1996	Mark Todd .....	434
1997	Mark Batia .....	488
1998	Noah Theiss .....	480
1999	Ray Castillo .....	451
2000	Bryan Beckmann ..	422

## Slugging Percentage

1967	Tommy Cannon .....	438
1968	Danny Sims .....	441
1969	David Layden .....	358
1970	Buddy Hardy .....	462
1971	Tom Yarbrough .....	510
1972	Steve McNeill .....	533
1973	Steve McNeill .....	402
1974	Steve McNeill .....	507
1975	Warren Heller .....	388
1976	Larry Cupstid .....	353
1977	Warren Heller .....	362
1978	Mike Stone .....	419
1979	Danny Pickell .....	333
1980	Danny Pickell .....	440
1981	Tony Yeomans .....	503
1982	Kirk Rahn .....	528
1983	Kirk Rahn .....	538
1984	Mike Smicklas .....	649
1985	Bill Fortner .....	649
1986	Charlie Broad .....	668
1987	Dana Harding .....	830
1988	Mike Mitchener .....	675
1989	Brad Squibb .....	578
1990	Chad Armstrong .....	668
1991	Eric Chavez .....	624
1992	Eric Chavez .....	770
1993	John Booker .....	685
1994	Tony Kunka .....	647
1995	Richard Ernst .....	631
1996	Mark Todd .....	512
1997	Matt Griffin .....	562
1998	David Ruhr .....	631
1999	Travis Oglesby .....	658
2000	Kevin Bullard .....	536

## Wins

1967	Tommy Cannon .....	7
1968	Doyle Kelley .....	5
1969	Dennis Pruitt .....	6
1970	Dennis Pruitt .....	3
	Tommy Swinford ..	3
1971	Dennis Pruitt .....	4
1972	Pat Holland .....	5
	Dennis Pruitt .....	5
1973	Tommy Bumgardner ..	5
	Lawrence Maner .....	5
1974	Tommy Bumgardner ..	7
1975	Tommy Bumgardner ..	7
1976	Tommy Bumgardner ..	5
1977	Eddie Aenchbacher ..	5
1978	Eddie Aenchbacher ..	4
1979	Eddie Aenchbacher ..	6
1980	William Holbrook ..	5
	Gordie Shuman .....	5
1981	Roger Moore .....	7
1982	Mark Simons .....	10
1983	Jimmy Fisher .....	10
1984	Gary Broad .....	10
1985	Chuck Christopher ..	12
1986	Rick Zakrajsek .....	8
1987	Chuck Christopher ..	11
1988	Bill Gearhart .....	12
1989	Rick Sawyer .....	8
	Chuck Thompson ..	8
1990	Paul Krafft .....	10
1991	Daryll Boyd .....	7
1992	Daryle Gavlick .....	11
1993	Larry Vrtiska .....	9
1994	Larry Vrtiska .....	11
1995	Mike Hopper .....	8
1996	Michael Godbee .....	7
1997	Four with .....	6
1998	Jeremy Wedel .....	10
1999	Adam Bernero .....	11
2000	Jason Ackley .....	10

## Earned Run Average

1967	Bobby Cannon .....	1.58
1968	Tommy Swinford .....	1.86
1969	Doyle Kelley .....	2.38
1970	Dennis Pruitt .....	3.94
1971	Pat Holland .....	3.48
1972	Tommy Swinford .....	2.80
1973	Tom Bumgardner .....	2.39
1974	Frankie Moore .....	1.22
1975	Tom Bumgardner .....	1.35
1976	Tom Bumgardner .....	1.46
1977	Eddie Aenchbacher ..	2.14
1978	Ted Kinder .....	4.21
1979	Eddie Aenchbacher ..	2.07
1980	Tim Norton .....	1.55
1981	Roger Moore .....	1.26
1982	Billy Ray Smith .....	1.87
1983	Ricky Meeks .....	1.44
1984	Gary Broad .....	1.74
1985	Ricky Meeks .....	1.83
1986	Greg Richard .....	1.55
1987	Bill Gearhart .....	1.85
1988	Mike Mitchener .....	1.84
1989	Jeff Pasquale .....	1.30

1990	Bill Schmidt .....	1.21
1991	Bill Schmidt .....	1.34
1992	Daryle Gavlick .....	1.17
1993	Darryll Boyd .....	1.79
1994	Gregg Thomas .....	1.62
1995	Doug Louthan .....	2.44
1996	Jeff Agard .....	1.04
1997	Greg Kennedy .....	3.74
1998	Jeremy Wedel .....	2.05
1999	Adam Bernero .....	3.31
2000	B.J. Brinkneier .....	3.25

## Strikeouts

1967	Tommy Cannon .....	52
1968	Doyle Kelley .....	44
1969	Doyle Kelley .....	48
1970	Tommy Swinford ..	41
1971	Pat Holland .....	37
1972	Pat Holland .....	42
1973	Tom Bumgardner .....	40
1974	Tom Bumgardner .....	37
	Pat Holland .....	37
1975	Tom Bumgardner .....	71
1976	Tom Bumgardner .....	35
1977	Warren Heller .....	44
1978	Eddie Aenchbacher ..	46
1979	Eddie Aenchbacher ..	23
1980	William Holbrook ..	27
1981	Roger Moore .....	47
1982	Mark Simons .....	116
1983	Billy Ray Smith .....	67
1984	Gary Broad .....	79
1985	Chuck Christopher ..	116
1986	Mike Maus .....	57
1987	Bill Gearhart .....	101
1988	Rob Musser .....	92
1989	Rick Sawyer .....	94
1990	Rick Sawyer .....	76
1991	Craig Bradshaw .....	82
1992	Daryle Gavlick .....	124
1993	Daryll Boyd .....	88
1994	Chris Tidwell .....	101
1995	Mike Hopper .....	74
1996	Jeff Agard .....	79
1997	Mark Copeland .....	76
1998	Jeremy Wedel .....	116
1999	Adam Bernero .....	113
2000	B.J. Brinkneier .....	73

## Innings

1967	Tommy Cannon .....	77.2
1968	Doyle Kelley .....	86.2
1969	Dennis Pruitt .....	81.1
1970	Tommy Swinford .....	84.0
1971	Pat Holland .....	77.2
1972	Dennis Pruitt .....	70.1
1973	Tom Bumgardner .....	83.0
1974	Tom Bumgardner .....	79.1
1975	Tom Bumgardner .....	106.1
1976	Tom Bumgardner .....	80.0
1977	Ed Aenchbacher .....	71.1
1978	Ed Aenchbacher .....	71.1
1979	Ed Aenchbacher .....	78.0
1980	Gordie Shuman .....	65.0
	Mike Stone .....	65.0

Dana Harding, a 2001 AASU Hall of Fame inductee set AASU's slugging percentage record of .830 in 1987.



Current AASU Athletic Director Dr. Eddie Aenchbacher led the Pirates in ERA twice





# AASU Season Leaders

## Innings

1981	Tim Norton	82.0
1982	Mark Simons	100.1
1983	Billy Ray Smith	109.0
1984	Gary Broad	102.2
1985	Chuck Christopher	141.0
1986	Ricky Meeks	80.2
1987	Chuck Christopher	107.2
1988	Bill Gearhart	106.0
1989	Larry Owens	106.0
1990	Chuck Thompson	92.1
1991	Craig Bradshaw	77.2
1992	Mark Ewing	101.0
1993	Gregg Thomas	91.1
1994	Chris Tidwell	129.0
1995	Mike Hopper	100.2
1996	Jason Manbooth	80.1
1997	Mark Copeland	91.0
1998	Jeremy Wedel	114.0
1999	Adam Bernero	103.1
2000	B.J. Brinkmeier	105.1

## Games

1967	Tommy Cannon	16
1968	Doyle Kelley	14
	Tommy Swinford	14
1969	Doyle Kelley	10
	Dennis Pruitt	10
1970	Dennis Pruitt	15
1971	Pat Holland	12
1972	Dennis Pruitt	12
1973	Tom Bumgardner	13
1974	Tom Bumgardner	15
1975	Tom Bumgardner	15
1976	Tom Bumgardner	12
1977	Eddie Aenchbacher	15
1978	Eddie Aenchbacher	12
1979	Eddie Aenchbacher	14
1980	Mike Stone	10
1981	William Holbrook	15
1982	Mike Ogilvie	23
1983	Mike Ogilvie	31
1984	Ricky Meeks	22
1985	Chuck Christopher	20
	Mike Maus	20
1986	Mike Maus	18

	Mike Mitchener	18
1987	Bill Floyd	23
1988	David Wright	26
1989	Mike Ewing	26
1990	Jeff Pasquale	23
1991	Bill Schmidt	22
1992	Russell Williams	21
1993	Chris DeClue	25
1994	Scot Donovan	25
1995	Doug Louthan	31
1996	Michael Godbee	18
1997	Joey Williams	25
1998	Greg Kennedy	23
1999	Shane Shelton	24
	Chris Humrich	24
2000	Shane Shelton	19


## Saves

1977	Eddie Aenchbacher	1
1978	Roy Griffin	2
1979	Eddie Aenchbacher	2
1980	William Holbrook	1
	Gerald Sharpe	1
1981	William Holbrook	2
	Kirk Rahn	2
1982	Billy Ray Smith	5
1983	Mike Ogilvie	10
1984	Ricky Meeks	5
1985	Mike Maus	6
1986	Mike Mitchener	5
1987	Chuck Christopher	3
	Greg Richard	3
1988	Mike Mitchener	7
1989	Jeff Pasquale	8
1990	Mike Ewing	8
1991	Bill Schmidt	7
1992	Russell Williams	8
1993	Jorge Becerra	3
	Biddy Garza	3
1994	Scot Donovan	8
1995	Doug Louthan	8
1996	Greg Kennedy	2
1997	Joey Williams	4
1998	3 tied with	4
1999	Chris Humrich	10
2000	Shane Shelton	3



Chris Milisits earned All-Conference and second-team All-America honors as a catcher for the Pirates in 1993, leading the team in hitting with a .386 average.

Tony Yeomans led the Pirates in home runs and total bases during the 1981 season and ranks first all-time in at-bats and second all-time in hits on the AASU record charts.



Bill Gearhart's 20 straight wins in 1988 is an NCAA Division II single-season record

# Season Top 10s - Hitting



## At Bats

1. Kirk Rahn, 1983	286
2. Jay Sheppard, 1993	267
3. Jay Sheppard, 1994	266
4. Warren Bachmann, 1983	263
5. Mike Huggins, 1983	259
6. Tony Yeomans, 1983	250
7. Dana Harding, 1987	247
8. Calvin Culberson, 1987	244
9. Chad Armstrong, 1989	241
10. Tony Kunka, 1994	241

## Runs

1. Charlie Broad, 1987	84
2. Calvin Culberson, 1987	83
3. Mickey Peyton, 1986	78
4. Chad Armstrong, 1990	77
5. Dana Harding, 1987	75
6. Brad Squibb, 1990	75
7. Deron Spink, 1994	75
9. Bruce Addison, 1987	74
10. Roman Miestowski, 1992	72
Steve Young, 1993	72
Scott DeHaven, 1994	72

## Hits

1. Roman Miestowski, 1992	101
2. Charlie Broad, 1987	99
3. Dana Harding, 1987	98
4. Chad Armstrong, 1990	97
5. Mickey Peyton, 1986	97
6. Kirk Rahn, 1983	97
7. Steve Russell, 1990	92
8. Calvin Culberson, 1987	89
9. Mike Mitchener, 1987	88
David Poulos, 1984	88
Jay Sheppard, 1993	88

## Doubles

1. Charlie Broad, 1986	26
2. Bill Fortner, 1985	24
3. Mike Mitchener, 1987	24
4. Chris Millisits, 1993	22
5. Dana Harding, 1987	21
6. Kirk Rahn, 1982	21
7. Chris Case, 1996	21
8. Eric Chavez, 1991	20
9. Roman Miestowski, 1992	20
10. Kirk Rahn, 1983	20
Brad Squibb, 1990	20
Tony Yeomans, 1984	20
Steve Young, 1992	20

## Triples

1. Chad Armstrong, 1990	9
2. Brad Squibb, 1990	8
3. Jay Sheppard, 1994	8
4. Mike Mitchener, 1987	7
5. Mike Mitchener, 1988	7
6. Tony Kunka, 1994	7
7. Bruce Addison, 1987	6
8. Chad Armstrong, 1989	6
9. Charlie Broad, 1984	6
10. Mike Cassala, 1986	6
Eric Chavez, 1991	6
Mickey Peyton, 1986	6
Brad Squibb, 1989	6

## Home Runs

1. Dana Harding, 1987	28
2. Eric Chavez, 1992	21
3. Charlie Broad, 1987	19
4. Travis Oglesby, 1999	19
5. Scott Ellis, 1987	16
6. Mike Mitchener, 1988	16
7. John Booker, 1993	15
8. Calvin Culberson, 1987	15
9. Danny Moore, 1988	15
10. Mike Smiciklas, 1985	15
Tony Kunka, 1994	15

## Runs Batted In

1. Mike Mitchener, 1987	98
2. Tony Kunka, 1994	86
3. Dana Harding, 1987	84
4. Eric Chavez, 1992	82
5. Mike Mitchener, 1988	82
6. Charlie Broad, 1987	80
7. J.D. Scott, 1985	80
8. Mike Smiciklas, 1984	78
9. Mike Cassala, 1986	77
10. Scott Ellis, 1987	71

## Batting Average

1. Steve McNeill, 1972	.451
2. Roman Miestowski, 1992	.445
3. Charlie Broad, 1987	.442
4. Mickey Peyton, 1986	.435
5. Steve McNeill, 1974	.428
6. Marv Ellis, 1990	.405
7. Chad Armstrong, 1990	.402
8. Steve Russell, 1990	.402
9. Roy Babet, 1981	.401
10. Dana Harding, 1987	.397

## Stolen Bases

1. Mickey Peyton, 1986	57
2. Calvin Culberson, 1988	42
3. Calvin Culberson, 1987	40
4. Mike Bertagnolli, 1985	38
5. Cay Mays, 1984	37
6. David Poulos, 1984	36
7. Tony Yeomans, 1984	36
8. Bruce Addison, 1987	35
9. Jay Sheppard, 1993	34
10. Bruce Addison, 1988	33

## Base on Balls

1. Kevin Stafford, 1984	90
2. Scott Ellis, 1987	66
3. Mike Bertagnolli, 1985	65
4. Steve Young, 1993	63
5. Dave Bone, 1988	62
6. Deron Spink, 1994	61
7. Dave Bone, 1989	59
8. Kevin Brown, 1984	57
9. Pat Ryan, 1982	57
10. Gary Jackson, 1985	56

## Total Bases

1. Dana Harding, 1987	205
2. Charlie Broad, 1987	177
3. Mike Mitchener, 1987	168
4. Eric Chavez, 1992	167
5. Chad Armstrong, 1990	161
6. Roman Miestowski, 1992	160
7. Tony Kunka, 1994	156
8. Bill Fortner, 1985	155
9. Mike Mitchener, 1988	154
10. Kirk Rahn, 1983	154

## Slugging Percentage

1. Dana Harding, 1987	.830
2. Charlie Broad, 1987	.790
3. Eric Chavez, 1992	.770
4. Mike Mitchener, 1987	.730
5. Roman Miestowski, 1992	.705
6. John Booker, 1993	.685
7. Mike Mitchener, 1988	.675
8. Chad Armstrong, 1990	.668
9. Charlie Broad, 1986	.668
10. Travis Oglesby, 1999	.658

## On Base Percentage

1. Steve McNeill, 1972	.568
2. Mike Bertagnolli, 1985	.568
3. Gary Jackson, 1985	.556
4. Charlie Broad, 1987	.535
5. Dave Bone, 1988	.534
6. Deron Spink, 1994	.527
7. Roman Miestowski, 1992	.526
8. Kevin Stafford, 1984	.526
9. John Booker, 1993	.518
10. Jeff Hanna, 1990	.512



*Dave Bone collected a school-record seven walks in one game in 1989 against Sacred Heart.*



The Pirates tied an NCAA Division II record by drawing 22 walks vs. Upper Iowa in 1989



# Season Top 10s - Pitching

## Games

1. Mike Ogilvie, 1982 ..... 31
- Doug Louthan, 1995 ..... 31
3. Mike Ewing, 1989 ..... 26
4. Chris DeClue, 1993 ..... 25
- Scot Donovan, 1994 ..... 25
- Joey Williams, 1997 ..... 25
7. Chris Humrich, 1999 ..... 24
- Shane Shelton, 1999 ..... 24
9. Jorge Becerra, 1993 ..... 23
- Mike Ogilvie, 1983 ..... 23
- Jeff Pasquale, 1990 ..... 23
- Greg Kennedy, 1998 ..... 23

## Wins

1. Chuck Christopher, 1985 ..... 12
- Bill Gearhart, 1988 ..... 12
3. Chuck Christopher, 1987 ..... 11
- Daryle Gavlick, 1992 ..... 11
- Larry Vrtiska, 1994 ..... 11
- Adam Bernero, 1999 ..... 11
7. Jason Ackley, 2000 ..... 10
- Gary Broad, 1984 ..... 10
- Jimmy Fisher, 1983 ..... 10
- Bill Gearhart, 1987 ..... 10
- Paul Krafft, 1990 ..... 10
- Ricky Meeks, 1985 ..... 10
- Mark Simons, 1982 ..... 10
- Jeremy Wedel, 1998 ..... 10
- Rick Zakrajsek, 1985 ..... 10

## Saves

1. Mike Ogilvie, 1982 ..... 10
- Chris Humrich, 1999 ..... 10
3. Mike Ewing, 1989 ..... 8
- Jeff Pasquale, 1989 ..... 8
- Russell Williams, 1992 ..... 8
- Scot Donovan, 1994 ..... 8
- Doug Louthan, 1995 ..... 8
8. Mike Mitchener, 1986 ..... 7
- Bill Schmidt, 1990 ..... 7
10. Mike Ewing, 1989 ..... 6
- Biddy Garza, 1992 ..... 6
- Mike Maus, 1985 ..... 6

## Earned Run Average

1. Jeff Agard, 1996 ..... 1.04
2. Daryle Gavlick, 1992 ..... 1.17
3. Roger Moore, 1981 ..... 1.26
4. Bill Schmidt, 1991 ..... 1.34
5. Tommy Bumgardner, 1975 ... 1.35
6. Ricky Meeks, 1983 ..... 1.44
7. Tommy Bumgardner, 1976... 1.46
8. Tim Norton, 1980 ..... 1.55
9. Bobby Cannon, 1967 ..... 1.58
10. Daryll Boyd, 1993 ..... 1.79

## Innings

1. Chuck Christopher, 1985 .... 141.0
2. Chris Tidwell, 1994 ..... 129.0
3. Rick Zakrajsek, 1985 ..... 114.1
4. Jeremy Wedel, 1998 ..... 114.0
5. Larry Vrtiska, 1994 ..... 111.0
6. Billy Ray Smith, 1983 ..... 109.0
7. Chuck Christopher, 1987 .... 107.2
8. Tommy Bumgardner, 1975 . 106.1
9. Bill Gearheart, 1988 ..... 106.0
10. Larry Owens, 1989 ..... 106.0

## Strikeouts

1. Daryle Gavlick, 1992 ..... 124
2. Jeremy Wedel, 1998 ..... 116
- Chuck Christopher, 1985 ..... 116
- Mark Simons, 1982 ..... 116
5. Adam Bernero, 1999 ..... 113
6. Bill Gearheart, 1987 ..... 101
- Chris Tidwell, 1994 ..... 101
8. Lance Jordan, 1999 ..... 99
9. Rick Sawyer, 1989 ..... 94
10. Rob Musser, 1988 ..... 92

## Winning Percentage

1. Bill Gearhart, 1987..(10-0). 1.000
- Larry Vrtiska, 1993..(9-0)... 1.000
- Charlie Broad, 1984..(7-0)... 1.000
- Mike Ewing, 1989..(7-0) .... 1.000
- Larry Owens, 1990..(7-0) ... 1.000
6. Daryle Gavlick, 1992..(11-1) . .917
7. Ricky Meeks, 1985..(10-1) ... 909
- Paul Krafft, 1990..(10-1) ..... 909
9. Craig Bradshaw, 1992..(9-1) .. 900
10. Daryll Boyd, 1992..(7-1) ..... 875
- Daryll Boyd, 1993..(7-1) ..... 875



*Adam Bernero went 11-3 with 113 strikeouts in 103.1 innings in 1999, leading AASU to a South Atlantic Regional berth. Adam is currently part of the Detroit Tigers staff.*



*The 1984 Pirate baseball squad won a school-record 63 games, which led the nation, and sported a pitching staff that included a 10-game winner in Gary Broad and an undefeated pitcher in Charlie Broad (7-0).*

# Career Top 10s - Hitting



## At-Bats

1. Tony Yeomans, 81-84	869
2. Charlie Broad, 84-87	826
3. Calvin Culberson, 85-88	717
4. Kevin Bullard, 97-2000	707
5. Scott Ellis, 86-89	585
6. Mike Mitchener, 86-88	539
7. Jay Sheppard, 93-94	533
8. Roy Babet, 81-83	527
9. Brian Chester, 98-2000	517
10. Danny Pickell, 77-80	513
Kirk Rahn, 82-83	513

## Runs

1. Charlie Broad, 84-87	242
2. Calvin Culberson, 85-88	225
3. Tony Yeomans, 81-84	206
4. Scott Ellis, 86-89	177
5. Kevin Bullard, 97-2000	145
6. Brad Squibb, 89-90	142
7. Chad Armstrong, 89-90	140
Tony Kunka, 93-94	140
9. Mike Mitchener, 86-88	137
10. Scott DeHaven, 93-94	131

## Hits

1. Charlie Broad, 84-87	318
2. Tony Yeomans, 81-84	282
3. Calvin Culberson, 85-88	253
4. Kevin Bullard, 97-2000	199
5. Mike Mitchener, 86-88	193
6. Kirk Rahn, 82-83	187
7. Chad Armstrong, 89-90	180
8. Scott Ellis, 86-89	179
9. Dana Harding, 87-88	174
10. Roman Miestowski, 91-92	172

## Doubles

1. Charlie Broad, 84-87	69
2. Kevin Bullard, 97-2000	51
3. Tony Yeomans, 81-84	49
4. Mike Mitchener, 86-88	45
5. Warren Bachmann, 82-83	43
6. Chris Milisits, 92-93	41
Kirk Rahn, 82-83	41
8. Scott Ellis, 86-89	39
Dana Harding, 87-88	39
Brad Squibb, 89-90	39

## Triples

1. Charlie Broad, 84-87	16
2. Chad Armstrong, 89-90	15
Mike Mitchener, 86-88	15
4. Brad Squibb, 89-90	14
5. Jay Sheppard, 93-94	13
6. Calvin Culberson, 85-88	12
7. Steve Russell, 89-90	9
8. Tony Kunka, 93-94	8
9. Roy Babet, 81-83	7
Eric Chavez, 91-92	7
Steve Young, 92-93	7

## Home Runs

1. Dana Harding, 87-88	39
2. Mike Mitchener, 86-88	38
3. Charlie Broad, 84-87	35
4. Scott Ellis, 86-89	33
5. Eric Chavez, 91-92	31
6. Tony Yeomans, 81-84	29
7. Tony Kunka, 93-94	27
8. Kevin Bullard, 97-2000	25
9. Calvin Culberson, 85-88	22
Danny Moore, 88-89	22

## Runs Batted In

1. Charlie Broad, 84-87	231
2. Mike Mitchener, 86-88	209
3. Tony Yeomans, 81-84	176
4. Scott Ellis, 86-89	173
5. Dana Harding, 87-88	147
Kevin Bullard, 97-2000	147
7. Calvin Culberson, 85-88	139
8. Tony Kunka, 93-94	138
9. Eric Chavez, 91-92	134
10. Kirk Rahn, 82-83	118

## Batting Average

1. Roman Miestowski, 91-92	397
2. Chad Armstrong, 89-90	396
3. Steve McNeill, 71-74	390
4. Charlie Broad, 84-87	385
5. Steve Russell, 89-90	378
6. Dana Harding, 87-88	377
7. Jimmie Evans, 86-87	368
8. Kirk Rahn, 82-83	365
9. Mike Mitchener, 86-88	358
10. Brad Squibb, 89-90	357

## Stolen Bases

1. Calvin Culberson, 85-88	128
2. Charlie Broad, 84-87	98
3. Steve McNeill, 71-74	92
4. Tony Yeomans, 81-84	83
5. Kevin Stafford, 83-86	73
6. Bruce Addison, 87-88	68
7. Jay Sheppard, 93-94	63
8. Roman Miestowski, 91-92	59
9. Mickey Peyton, 86	57
Steve Russell, 89-90	57

## Base on Balls

1. Scott Ellis, 86-89	183
2. Kevin Stafford, 83-86	180
3. Dave Bone, 87-89	152
4. Charlie Broad, 84-87	146
5. Tony Yeomans, 81-84	140
6. Calvin Culberson, 85-88	135
7. Bruce Addison, 87-88	109
8. Kevin Bullard, 97-2000	107
9. Steve Young, 92-93	101
10. Pete Richter, 91-92	95

## Total Bases

1. Charlie Broad, 84-87	524
2. Tony Yeomans, 81-84	422
3. Mike Mitchener, 86-88	403
4. Calvin Culberson, 85-88	383
5. Dana Harding, 87-88	336
6. Kevin Bullard, 97-2000	327
7. Scott Ellis, 86-89	324
8. Eric Chavez, 91-92	288
Chad Armstrong, 89-90	288
10. Kirk Rahn, 82-83	286

## Slugging Percentage

1. Mike Mitchener, 86-88	.748
2. Dana Harding, 87-88	.726
3. Eric Chavez, 91-92	.718
4. Tony Kunka, 93-94	.642
5. Chad Armstrong, 89-90	.634
6. Charlie Broad, 84-87	.627
7. Brad Squibb, 89-90	.601
8. Roman Miestowski, 91-92	.577
9. Mark Wagenhauser, 88-89	.568
10. Danny Moore, 88-89	.567

## On Base Percentage

1. Dave Bone, 87-90	.503
Jimmie Evans, 86-87	.503
3. Kevin Stafford, 83-86	.492
4. Chad Armstrong, 89-90	.489
Roman Miestowski, 91-92	.489
6. Steve McNeill, 71-74	.488
7. Charlie Broad, 84-87	.480
Scott Ellis, 86-89	.480
9. Bruce Addison, 87-88	.479
10. Al Otte, 83-86	.478



Charlie Broad has his number 13 retired at Grayson Stadium. The AASU Athletic Hall of Famer still holds seven career AASU batting records, including most runs scored, hits, doubles, triples and runs batted in.



# Career Top 10s - Pitching

## Games

1. Greg Kennedy, 96-99 .....	77
2. Joey Williams, 97-2000 .....	74
3. Ricky Meeks, 83-86 .....	71
4. Shane Shelton, 97-2000 .....	64
5. Tommy Bumgardner, 73-76 .....	54
6. Mike Ogilvie, 82-83 .....	54
7. Mike Mitchener, 86-88 .....	50
8. Dennis Pruitt, 69-72 .....	48
Eddie Aenchbacher, 76-79 .....	48
Chuck Christopher, 85-87 .....	48

## Wins

1. Ricky Meeks, 83-86 .....	29
2. Chuck Christopher, 85-87 .....	27
3. Tommy Bumgardner, 73-76 .....	24
4. Joey Williams, 97-2000 .....	23
5. Al Otte, 83-85 .....	22
6. Bill Gearhart, 87-88 .....	22
7. Daryll Boyd, 91-93 .....	21
8. Larry Vrtiska, 93-94 .....	20
9. Gary Broad, 83-84 .....	18
Rick Zakrajsek, 85-86 .....	18
Dennis Pruitt, 69-72 .....	18

## Saves

1. Mike Mitchener, 86-88 .....	14
Mike Ewing, 89-90 .....	14
3. Mike Ogilvie, 82-83 .....	12
Ricky Meeks, 83-86 .....	12
5. Jeff Pasquale, 89-90 .....	11
6. Bill Schmidt, 89-91 .....	10
Chris Humrich, 99 .....	10
8. Biddy Garza, 92-93 .....	9
9. Joey Williams, 97-2000 .....	8
Russell Williams, 92 .....	8
Scott Donovan, 94 .....	8
Doug Louthan, 95 .....	8

## Earned Run Average

1. Daryle Gavlick, 92 .....	1.17
2. Bill Schmidt, 89-91 .....	1.67
3. Tommy Bumgardner, 73-76 .....	1.83
4. Jon Boothe, 90-91 .....	2.01
5. William Holbrook, 80-82 .....	2.04
6. Jeremy Wedel, 98 .....	2.05
7. Jeff Pasquale, 89-90 .....	2.05
8. Mike Ewing, 89-90 .....	2.19
9. Billy Ray Smith, 81-83 .....	2.34
10. Gregg Thomas, 92-93 .....	2.35

## Innings

1. Tommy Bumgardner, 73-76 ...	348.2
2. Ricky Meeks, 83-86 .....	327.0
3. Dennis Pruitt, 69-72 .....	300.0
4. Chuck Christopher, 85-87 .....	296.2
5. Eddie Aenchbacher, 76-79 .....	267.1
6. Pat Holland, 71-74 .....	258.0
7. Joey Williams, 97-2000 .....	255.1
8. Daryll Boyd, 91-93 .....	223.0
9. Tim Norton, 78-81 .....	221.2
10. Al Otte, 83-85 .....	210.0

## Strikeouts

1. Chuck Christopher, 85-87 .....	244
2. Joey Williams, 97-2000 .....	219
3. Daryll Boyd, 91-93 .....	216
4. Al Otte, 83-85 .....	185
5. Tommy Bumgardner, 73-76 .....	183
6. Ricky Meeks, 83-86 .....	182
7. Bill Gearhart, 87-88 .....	178
8. Rick Sawyer, 89-90 .....	170
9. Mark Simons, 82-85 .....	158
10. Craig Bradshaw, 91-92 .....	143

## Winning Percentage

1. Mike Ewing, 9-0 .....	1.000
2. Daryle Gavlick, 11-1 .....	.917
3. Larry Vrtiska, 20-2 .....	.909
4. Bill Gearhart, 22-3 .....	.880
5. Jimmy Fisher, 14-2 .....	.875
6. Scott Malcolm, 13-2 .....	.867
7. Mark Simons, 15-3 .....	.833
8. Jon Boothe, 8-2 .....	.800
9. Craig Bradshaw, 15-4 .....	.789
10. Daryll Boyd, 21-6 .....	.778
Larry Owens, 14-4 .....	.778
Bill Schmidt, 7-2 .....	.778



*Four-year letterwinner Greg Kennedy pitched in more games (77) than any other Pirate player in school history.*

*Joey Williams finished his four-year career in 2000 ranked in the Top 10 in five separate pitching categories.*



*The 1987 squad featured one of the most feared power hitting lineups in college baseball. Dana Harding (28 HR), Mike Mitchener (14 HR), Calvin Cuberson (15 HR) and Scott Ellis (16 HR) combined for 73 home runs between them. Overall, the Pirates launched a school-record 102 home runs and set other single-season bests in batting average (.360), slugging percentage (.596) and hit a home run in 20 consecutive games during the season.*





---

## **Dr. Thomas Z. Jones** *University President*



Thomas Z. Jones, the sixth president to serve at Armstrong Atlantic State University, began his first year at the helm of AASU on August 1, 2000. Jones was selected by the Board of Regents and University System of Georgia Chancellor Stephen R. Portch after an exhaustive national search.

Dr. Jones served on the faculty and administration at Columbus State University, as its vice president for academic affairs from 1988-2000, prior to coming to AASU. A 30-year veteran of university teaching and administration, Dr. Jones has taught at Indiana State University, Emory and Henry College and the West Virginia Institute of Technology. While at West Virginia Tech, Dr. Jones served as the Westmoreland Professor of Mining, an endowed professorship, and vice president of academic affairs.

Dr. Jones received his Bachelor's degree in physics from Fairmont State College, his Master's of Arts degree in geology from West Virginia University and his Ph.D. in Geology from Miami (Ohio) University.

From 1980-1988, he owned and served as president of Technical Evaluation Consultants, Inc., a privately owned business specializing in providing science, technical and engineering services for business, industry, government agencies and the legal community.

Dr. Jones and his wife, Joyce, have two sons, Matthew and Michael.

---

## **Dr. Eddie Aenchbacher** *Athletic Director*



Dr. Eddie Aenchbacher begins his fifth full year as the athletic director for Armstrong Atlantic State University.

Dr. Aenchbacher's responsibilities include overseeing the entire athletic department and promoting Armstrong Atlantic State athletics in the community of Savannah.

In addition to his administrative duties, Dr. Aenchbacher is an associate professor in the school's physical education program.

Dr. Aenchbacher received his Bachelor's degree in physical education from Armstrong Atlantic State in 1979, where he was a standout student-athlete for the baseball team as a pitcher. He received his Master's degree in 1980 and Doctorate of Education in 1990 from the University of Georgia.

Along with his student-athlete experience at AASU, Dr. Aenchbacher also coached the Pirate cross country teams for five years and started the first AASU men's soccer team, which he coached for seven years.

During Dr. Aenchbacher's tenure as athletic director, AASU's athletic programs have had tremendous success in the classroom and on the playing field. Student-athletes at AASU have excelled in academics with 55 percent earning a 3.0 grade point average or better. The overall grade point average of AASU student-athletes is 2.93, higher than the overall institutional GPA. AASU athletic teams are consistently ranked near the top of one of the nation's premier NCAA Division II conferences and just this past year achieved its best ever Sears Director's Cup final standing, 22nd.

Dr. Aenchbacher has been married for seven years to the former Michele O'Donnell of Savannah. They are the proud parents of two children, Jesse and Lainey.





# AASU Administration

## **Dr. Donald Anderson** *Asst. Athletic Director / Services*

Dr. Anderson's association with AASU since 1966 includes stints as an Associate Professor, Acting Head of the Department of Education, Dean for Community Services and Registrar/ Director of Admissions. Dr. Anderson joined the Athletic Department in 1992 and currently assists the AD with athletic eligibility and serves as academic advisor to AASU student-athletes. He was inducted to the AASU Athletic Hall of Fame as a Citation Award winner in 1996.



## **Dr. Will Lynch** *Faculty Athletic Representative*

Dr. Will Lynch begins his third full year as AASU's Faculty Athletic Representative. A native of northern Michigan, Dr. Lynch came to AASU in 1993 and serves as an assistant professor in the Department of Chemistry and Physics. A three-year men's basketball starter and all-conference performer at Kalamazoo College, he earned undergraduate degrees in mathematics and chemistry in 1986, then received his Doctorate from Wayne State in 1991.



## **George Bedwell** *Director of Facilities*

George Bedwell begins his second year as AASU's Director of Facilities, overseeing the Armstrong Sports Center, the ARC (Aquatics & Recreation Center), the baseball, softball and intramural fields and the AASU Tennis Complex. A former AASU professor and athletic coach from 1966-1980, Bedwell was the recipient of the first Dean Probst award for outstanding faculty in 1971.



## **Chad Jackson** *Director of Sports Communications*

Chad Jackson begins his second year at AASU as Director of Sports Communications. A Jacksonville, Fla., native, Jackson joined the Pirates from UNC Wilmington, where he served as assistant SID for the 1998-99 year. He graduated from the University of North Florida in 1995 with a Bachelor's Degree in history and served as the primary matrix board operator for the NFL's Jacksonville Jaguars in the team's first three seasons.




## **Dianne Lane** *Athletic Secretary*

A native Savannahian, Dianne Lane has been at AASU for the past thirteen years. Lane attended the University of Georgia and has been married to Ken Lane for 35 years. She has three children and five grandchildren, including two sets of twins - Tyler and Evan, and Parker and Dylan.



## **Lynn Roberts** *Senior Women's Administrator*

Lynn Roberts begins her first year as the Senior Women's Administrator for the AASU. A former women's tennis coach from 1988-1991 for the Pirates, she currently serves as the Director of Intramurals & Recreation and is an assistant professor in the Department of Health and Physical Education. She is married to current AASU baseball coach Joe Roberts and together the couple have two sons, Brian and Eric.



**Tommy Bumgardner's 31 complete games (1973-76) is NCAA II's second-best total**

# ***This Is Armstrong Atlantic State***



Since its founding in 1935, Armstrong Atlantic State University has continued to develop to meet the Savannah community's educational needs. From its first location in Armstrong House in downtown Savannah to its current home on a scenic 250-acre lot off of Abercorn, the university has become one of the finest educational institutions in the Southeastern United States.

Armstrong Junior College was established by the Mayor of Savannah and other public officials in 1935. Housed in the beautiful and historic Armstrong House, a gift to the city from the family of George F. Armstrong, Armstrong Junior College grew over the years to occupy eight additional buildings in the Forsyth Park and Monterey Square areas.

In 1959, as Armstrong College of Savannah, it became a two-year unit of the University System.

The Board of Regents conferred four-year status on Armstrong in 1964 and the college moved to its present 250-acre location, a gift from Donald Livingston and the Mills B. Lane Foundation, in December of 1965. Additional buildings joined the eight original structures as Armstrong added professional and graduate programs and tripled in size.

In July of 1996, the Board of Regents voted to rename the college to Armstrong Atlantic State University to reflect its mission and identity. The university's reputation of excellence is still evident in its dedication to students, with a supportive environment.

AASU was fully accredited as a senior



institution by the Southern Association of Colleges and Schools in December, 1968, with accreditation retroactive to January 1, 1968, and was last reaccredited in December, 1992.

The university offers over seventy-five academic programs and majors in its School of Arts and Sciences, School of Health Professions and School of Education.

The academic community includes approximately 5,600 students and more than 250 faculty members. Enrollment has more than doubled in the last decade, from 2,740 students in 1987 to its current number.

Across campus, evidence of the university's growth can be found in its facilities. A Fine Arts Center, including a 1,000 seat theatre/auditorium, the Health Professions Building and an academic computing center are recent completed buildings, along with 84,400 square foot University Hall, built to make room for a student population of 8,000. A new 115,000 square foot, \$28 million dollar science building is currently under construction on campus as well.

The athletic department of AASU is housed in the Armstrong Sports Center, completed in 1995. AASU sponsors nine intercollegiate sports and is a charter member of the Peach Belt Conference.

Continuing a mission begun in 1935, Armstrong Atlantic State University today serves a rich gamut of traditional and non-traditional students. Sixty percent of AASU's student body are from the Savannah-Chatham area, while others come from around the state, nation and world. All have come to Savannah to experience and thrive on the campus of one of the fastest developing higher learning institutions in the nation - all have come to be a part of Armstrong Atlantic State University.





# AASU Athletic Training

AASU athletic teams benefit from the fine athletic training staff, headed by medical director Dr. Spencer Wheeler and head athletic trainer William Buckley.

AASU's training room, part of the Armstrong Sports Center, sits adjacent to the fitness center and across the hall from the Pirate locker rooms. The room offers the most modern and advanced equipment to help players deal with injuries and rehabilitation.



## Training Center Administration



### **Dr. Spencer Wheeler** *Team Physician*

Dr. Spencer Wheeler is the medical director and team physician for Armstrong Atlantic's athletic teams. Dr. Wheeler completed his medical school training at the Medical College of Georgia in 1985, and his orthopaedic training at the University of Florida. Wheeler served two sports medicine fellowships; one at Johns Hopkins Institute and one in Sydney, Australia. Dr. Wheeler served as the head of athletic care in Atlanta for the 1996 Summer Olympics.



### **William Buckley, ATC** *Head Athletic Trainer*

William Buckley begins his eighth year as the head athletic trainer at Armstrong Atlantic State University.

A member of the National Athletic Trainers Association, Buckley's responsibilities include the rehabilitation and prevention of injuries to AASU athletes, and the assigning of athletic training coverage for all practices and games of the Pirates' nine intercollegiate athletic teams.

Buckley earned a Bachelor's of Science degree in liberal arts from AASU in 1988 and a Master's degree in health science from Georgia Southern in 1991.

## Training Room Staff



*Mylene Benito, ATC*  
*Asst. Athletic Trainer*



*J.C. Anderson, PT, ATC*



*Sam Chapman, ATC*  
*Graduate Assistant*



*John Ellis, ATC*  
*Graduate Assistant*



**AASU plays 37 games at Pirate Field in 2001, including its first 33 of the season**



***114 Mall Boulevard  
Savannah, Georgia  
31406***

***(912) 352-4455***

***The Host For  
AASU Baseball  
and the 2001 Savannah  
Invitational***





# 2001 Armstrong Atlantic State University Baseball Schedule

<b>Date</b>	<b>Day</b>	<b>Opponent</b>	<b>Time</b>
Jan. 27	Sat.	St. Andrews (DH)	11:00 a.m.
Jan. 28	Sun.	St. Andrews	1:00 p.m.
Feb. 3	Sat.	Gardner-Webb (DH)	11:30 a.m.
Feb. 4	Sun.	Gardner-Webb	1:00 p.m.
Feb. 10	Sat.	Augusta State *	2:00 p.m.
Feb. 11	Sun.	Augusta State (DH) *	Noon
Feb. 17	Sat.	Lander *	2:00 p.m.
Feb. 18	Sun.	Lander (DH) *	Noon
Feb. 24	Sat.	Francis Marion *	2:00 p.m.
Feb. 25	Sun.	Francis Marion (DH) *	Noon
Feb. 28-Mar. 23		2001 AAU Pirate Savannah Invitational	
Feb. 28	Wed.	Queens (N.Y.)	2:00 p.m.
March 1	Thurs.	Northwest Missouri State	2:00 p.m.
March 2	Fri.	Queens (N.Y.)	2:00 p.m.
March 3	Sat.	Northwest Missouri State	2:00 p.m.
March 5	Mon.	Wayne State (Neb.)	2:00 p.m.
March 6	Tues.	South Dakota State	2:00 p.m.
March 7	Wed.	South Dakota State	2:00 p.m.
March 8	Thurs.	Grand Valley State (Mich.)	2:00 p.m.
March 10	Sat.	SIU Edwardsville	2:00 p.m.
March 11	Sun.	Quincy (Ill.)	2:00 p.m.
March 12	Mon.	SIU Edwardsville	2:00 p.m.
March 13	Tues.	Concord (W.Va.)	2:00 p.m.
March 15	Thurs.	Bryant (R.I.)	2:00 p.m.
March 17	Sat.	USC Aiken (DH) *	Noon
March 18	Sun.	USC Aiken *	1:00 p.m.
March 20	Tues.	Hillsdale (Mich.)	2:00 p.m.
March 23	Fri.	Kutztown	2:00 p.m.
March 24	Sat.	at North Florida (DH) *	1:00 p.m.
March 25	Sun.	at North Florida *	1:00 p.m.
March 31	Sat.	at Kennesaw State *	3:00 p.m.
April 1	Sun.	at Kennesaw State (DH) *	Noon
April 7	Sat.	<b>Columbus State (DH) *</b>	<b>Noon</b>
April 8	Sun.	<b>Columbus State *</b>	<b>1:00 p.m.</b>
April 10	Tues.	at Valdosta State	5:00 p.m.
April 14	Sat.	at USC Spartanburg *	7:00 p.m.
April 15	Sun.	at USC Spartanburg (DH) *	Noon
April 19	Thurs.	<b>Valdosta State</b>	<b>3:30 p.m.</b>
April 21	Sat.	at Georgia College & State *	3:00 p.m.
April 22	Sun.	at Georgia College & State (DH) *	1:00 p.m.
April 28	Sat.	at UNC Pembroke *	3:00 p.m.
April 29	Sun.	at UNC Pembroke (DH) *	Noon
May 17-18	Fri.-Sat.	NCAA Division II South Atlantic Regional	TBA

**Bold** denotes home game.

\* - Peach Belt Conference game