



2014 Statesboro Citizen Survey

Georgia Southern University

D. A. Reams

TABLE OF CONTENTS

Introduction	2
Methodology	2
Community Profile	3
Analysis	5
Downtown Appearance	6
Government	7
Community Services	8
City Staff	10
Neighborhood Quality	11
Housing Offerings	11
Prioritization	12
Communications with City	13
Code Compliance	14
Conclusion	15
Appendices	18
2014 Citizen Survey	A
Additional Comments – City Appearance	B
Additional Comments – City Government	C
Additional Comments – Community Services	D
Additional Comments – Overall	E
Statesboro Demographics – 2010 Census	F
Statesboro Economic Characteristics - 2008 – 2012	G
Weighted Means v. Age and Race	H
Weighted Means v. Students and African Americans	I

INTRODUCTION

When a city to wants to assess the needs of its citizens, look at long range planning, evaluate community services and determine support for its policies, that city may use citizen satisfaction surveys. Citizen satisfaction surveys invite open communication from the citizens of a community or city by allowing them to voice their opinions and concerns.

The intent of this survey is to provide the City of Statesboro with information from its citizens on which areas the residents feel need improving, thereby potentially aiding the city government in distributing resources to garner the most benefit from community programs, plans and policies. The survey of Statesboro residents included full time residents, students and those who work in Statesboro, and gathered their opinions on the city appearance, central government, community services, interactions with city staff, neighborhood safety and appearance, code compliance issues, and further development issues – retail and housing, primarily.

METHODOLOGY

In the Fall of 2013, the City of Metter conducted a Citizen Satisfaction Survey comprised of forty-four questions broken down into six categories. Using that survey as a base, the Statesboro survey added sections and questions about code compliance, future housing preferences, and contact preferences. Some of the existing sections were expanded with further questions to garner a better sense of the opinions of the community.

The survey asked the respondents to rate various aspects of the City of Statesboro using a Likert Scale with values allowing the respondent to rank their satisfaction with the services as very dissatisfied, somewhat dissatisfied, neutral, somewhat satisfied, very satisfied, and don't know or no response.

The survey was initially formatted to be an online survey, with questions and answers intended to be limiting as each was answered, and allowing for a selective demographic to be reached – i.e. residents of Statesboro (including permanent residents and students) and people who may live outside of Statesboro, yet work in the city. Excluded from the survey results were other residents of Bulloch County who neither lived nor worked in Statesboro. It was decided that the best way to reach the citizens, however, would be a convenience sampling, achieved by formatting the survey to be printed and added to the citizens’ city water bills. The URL for the survey was included with this paper survey. This allowed the citizen to either return the survey with their water bills, or take the survey online. However, as the results from this method were garnering fewer than expected results, other methods were attempted – including conducting the survey at the Downtown Statesboro Farmer’s Market, one of the local churches (after Sunday service), and recruiting both the Statesboro Herald and the George-Anne to assist through online methods, including social media applications such as Twitter.

Soon after recruiting the assistance of the Statesboro Herald and the use of an “email blast” by them, the goal of 377 completed surveys was met. It was decided to keep the survey open until the end of November in order to garner as many responses and as much data as possible.

COMMUNITY PROFILE/BACKGROUND

The City of Statesboro is the County seat for Bulloch County. It is located approximately 12.5 miles from Interstate I-16, and approximately fifty-five miles from Savannah. Statesboro was chartered in 1803 with a population of less than 25 people, according to the City of Statesboro website. Today, Statesboro encompasses an area of roughly thirteen square miles and has a council-manage form of government.

Statesboro is home to Georgia Southern University, is the largest employer of city residents, employing approximately 24% of the population. Other major employers in the area include: Briggs & Stratton, Wal-Mart Associates, Inc., and East Georgia Regional Medical Center (City of Statesboro, 2014).

According to the 2010 US Census, the demographic profile Bulloch County is as follows: Bulloch County had a total population of 70, 217 people, of which 28,547 live within the city limits of Statesboro. The population is 50.5% female, and 49.5% male. The racial makeup of Bulloch County was predominantly white/Caucasian, comprising 67.4%, with African-Americans making up 28.9% of the population and Hispanics having 3.6% of the population.

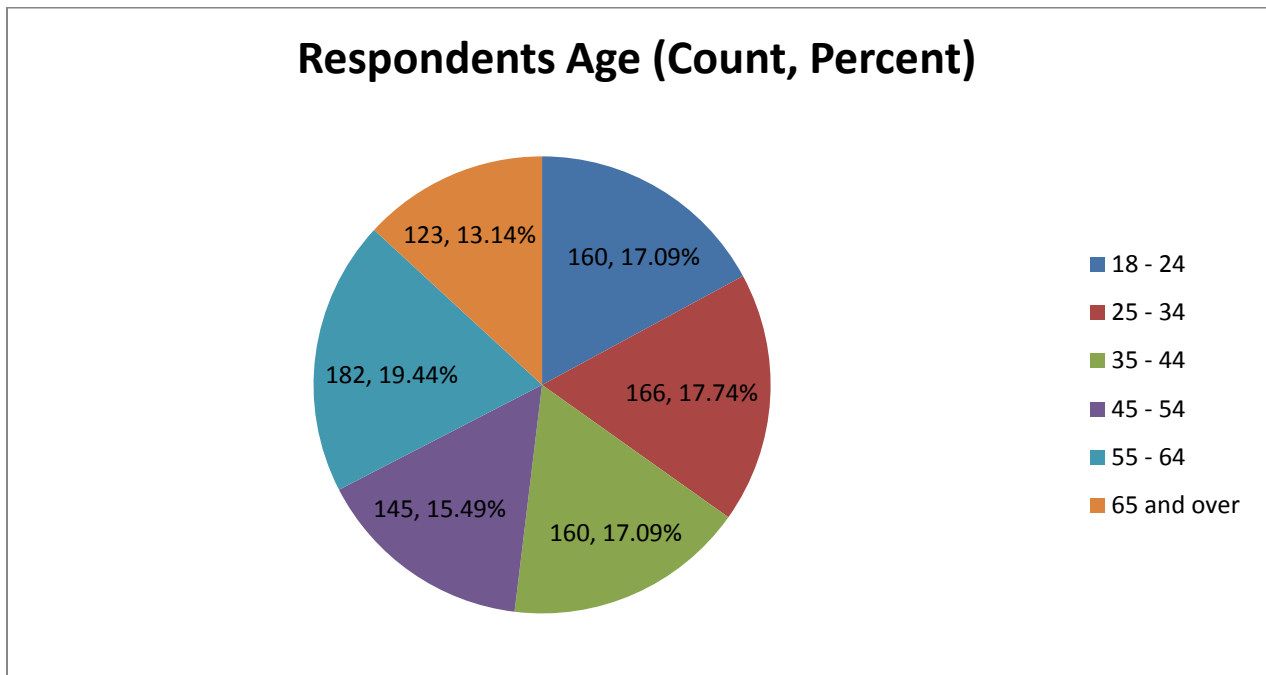
The City of Statesboro has a similar demographic breakdown with regards to gender: 50.7% of the population being female, and 49.3% male. The racial demographic breakdown is slightly different, however. Caucasian/whites are still the largest group, but comprise only 54.4%. African Americans make up the next largest section with 40.1% of the population. Hispanics are the third largest, with 3.0% of the population – closest to the county in proportion.

Ethnicity	Responses	Percentage
African American	94	10.30%
Caucasian	744	81.80%
Hispanic	11	1.20%
Bi- or Multi-Racial	8	0.90%
Other	21	2.30%
Prefer not to say	33	3.60%

Looking at the responses, Caucasians were overrepresented, while African-Americans, and other minorities were underrepresented. Additionally, students were underrepresented in comparison to full time residents of the city of Statesboro. In order to compensate for the over-representation, the survey data was weighted to align both race and resident status with the data from the Census Bureau and compared to the unweighted results. Weighting works by giving over-represented groups a weight less than 1 and under-represented groups a weight greater than

1 in a way that results in the weighted frequency of each group matching the population. When the analyses were reviewed with weighting in place, the over-representation did not make a large difference in general. However, in specific areas, some of the differences in responses among both the African American and student population were striking. While not specifically commented on in the paper itself, the responses with notable differences (equal to or greater than 0.2) are highlighted.

As to the age demographic, the 2010 Census gives the following information about Statesboro's population: of the 28,422 residents of Statesboro, 9,509 (33.5%) were between 20 and 24 years old; 3,344 (11.8%) were between 25 and 34 years old; 1,643 (5.8%) were between 35 and 44 years old; 1,765 (6.2%) were between 45 and 54 years old; 1,461 (5.1%) were between 55 and 64 years old; and 1918 (6.7%) were 65 years of age or older.



FINDINGS: CITIZEN SURVEY

The data collected for this survey was done so in a variety of methods. Initially, it was discussed and implemented that the surveys be created and a paper copy be sent out with the

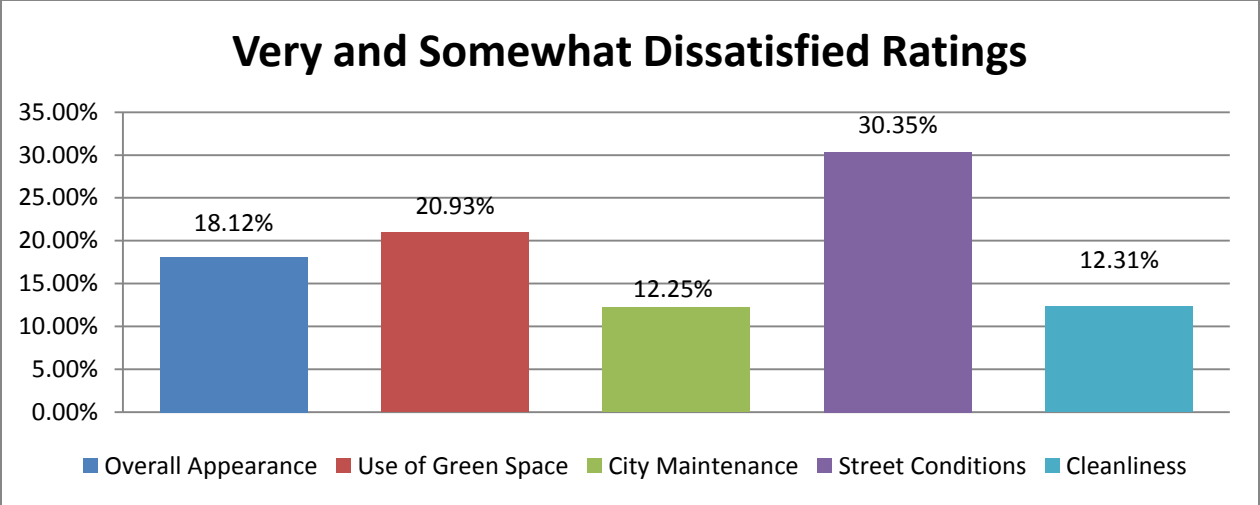
citizens’ water bills in both October and November. The survey also contained a URL for citizens who wanted to take the survey online. The reasoning behind this was sound: almost every household in the city received a water bill, and, as such, they could return the surveys downtown, mail them to the Institute for Public and Non-profit Studies on Georgia Southern Campus, or use a computer and take the survey online.

Throughout the survey process, full time residents and students alike across all age groups took the time to provide insightful comments and additional feedback when allowed.

Downtown Appearance

	Very Dissatisfied	Somewhat Dissatisfied	Neutral	Somewhat Satisfied	Very Satisfied	Don't Know or No Opinion	Mean	African Americans
Overall Appearance	21	93	64	262	182	6	3.79	3.65
Use of Green Space	34	92	128	199	139	27	3.54	3.27
City Maintenance	18	61	106	209	217	12	3.89	3.76
Street Conditions	41	150	89	198	139	5	3.40	3.08
Cleanliness	17	59	84	230	225	6	3.95	3.84

Residents were asked to rate various aspects of the City’s appearance. Included were overall appearance, use of green spaces, city maintenance, street conditions and cleanliness. Discounting the “Don’t Know or No Opinion”, most of the citizens gave a “Somewhat Satisfied” (4) to “Very Satisfied” (5) rating. The lowest score was a 3.40 for Street Conditions and the highest was a 3.91 for Cleanliness. This indicates that the citizens believe that the city is clean, is well maintained and looks nice, but there were 191 (30.71%) respondents who indicated that they were “Somewhat Dissatisfied” to “Very Dissatisfied” with the Street Conditions of the city. Residents also had space to write further comments on the city’s appearance (Appendix B).



Central Government

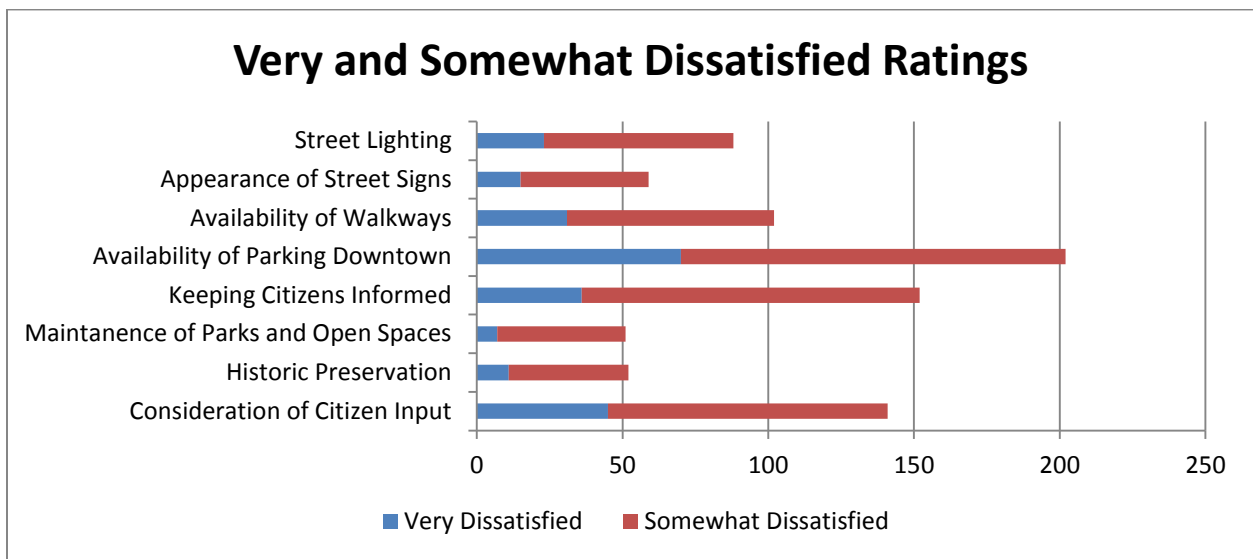
	Very Dissatisfied	Somewhat Dissatisfied	Neutral	Somewhat Satisfied	Very Satisfied	Don't Know or No Opinion	Mean	African Americans
Consideration of Citizen Input	47	99	158	135	64	62	3.14	2.57
Historic Preservation	10	42	118	205	155	35	3.85	3.64
Maintenance of Parks and Open Spaces	7	45	72	192	228	19	4.08	3.96
Keeping Citizens Informed	39	119	117	160	98	30	3.30	2.98
Availability of Parking Downtown	73	134	81	166	97	13	3.15	2.92
Availability of Walkways	33	71	65	204	162	16	3.73	3.40
Appearance of Street Signs	14	44	102	197	190	17	3.91	3.90
Street Lighting	23	67	86	198	168	18	3.77	3.48

The survey inquired of the citizens their satisfaction with many aspects of Statesboro’s City Government and Downtown area. Specifically looked at were the consideration of citizen input, historic preservation, maintenance of parks and open spaces, keeping citizens informed, availability of parking and walkways in the downtown area, appearance of street signs and street lighting. The highest value in this category was maintenance of parks and open spaces, which gathered a mean of 4.09 (Very Satisfied), followed by appearance of street signs (3.91 – Somewhat Satisfied) and historic preservation (3.85 – Somewhat Satisfied). This indicates that

the citizens believe that the downtown area seems to be well maintained, including its historical ties.

The lowest values in this category were reserved for availability of parking downtown and consideration of citizen input – both achieving a score of 3.14 (Somewhat Satisfied). This indicates that there are issues to be addressed, both in physicality and in citizen consideration.

Respondents had the option to leave additional feedback on this category. (See Appendix C)



Community Services

Residents were asked to rate their satisfaction with various community services and specific aspects of each. They were asked about waste collection services – curbside collection, bulk waste removal, and curbside recycling. Additionally, they were asked to rate their satisfaction with police services - traffic enforcement, crime prevention, incident response time, professionalism and overall rating. Other community services rated included fire services, animal control, providing clean drinking water, wastewater management, storm water management, the municipal court and overall ratings.

Of the waste collection services, all three received high marks. The highest, curbside waste collection received a rating of 4.01 – Very Satisfied. Of the other two aspects, the curbside recycling program received the lower grade, which was still 3.71 (Somewhat Satisfied).

	Very Dissatisfied	Somewhat Dissatisfied	Neutral	Somewhat Satisfied	Very Satisfied	Don't Know or No Opinion	Mean	Students	African Americans
Curbside Waste Collection	12	20	81	101	198	115	4.10	3.88	3.73
Bulk Waste Removal	14	25	88	91	177	129	3.99	3.84	3.69
Recycling Program	28	61	77	100	166	97	3.73	3.45	3.74

Of the police services residents were asked to rate, the scores were fairly consistent throughout the category running from the lowest score of 3.50 (Somewhat Satisfied) for crime prevention to the highest scores of 3.73 (Somewhat Satisfied) for both professionalism and incident response times.

	Very Dissatisfied	Somewhat Dissatisfied	Neutral	Somewhat Satisfied	Very Satisfied	Don't Know or No Opinion	Mean	Students	African Americans
Traffic Enforcement	29	58	97	157	153	33	3.70	3.54	3.44
Crime Prevention	39	82	83	163	123	38	3.51	3.22	2.84
Incident Response Time	21	36	107	109	137	117	3.74	3.44	3.27
Professionalism	32	66	79	125	179	47	3.73	3.47	3.18
Overall	24	47	117	154	149	34	3.73	3.45	3.06

The other community services rated were fairly high (three scores of 4.0 – Very Satisfied – and above), with two notable exceptions. The highest score was for fire services, which received a score of 4.19 – Very Satisfied – followed by providing clean drinking water and wastewater services with scores of 4.05 and 4.04 (Very Satisfied), respectively. The two areas

that ranked lowest were storm water management (3.47) and animal control (3.49), indicating that these two areas may need further review.

	Very Dissatisfied	Somewhat Dissatisfied	Neutral	Somewhat Satisfied	Very Satisfied	Don't Know or No Opinion	Mean	Students	African Americans
Fire Services	8	8	92	87	213	119	4.20	3.90	4.00
Animal Control	41	60	93	101	124	106	3.49	3.45	3.37
Providing clean drinking water	21	39	64	131	231	44	4.05	3.82	3.40
Wastewater Utility Services	10	26	89	114	187	100	4.04	3.74	3.83
Managing Storm Water	32	70	106	114	112	93	3.47	3.41	3.02
Municipal Court	15	19	138	87	114	154	3.71	3.53	3.41
Overall	8	19	124	167	145	53	3.91	3.77	3.60

Respondents had the option to leave additional feedback on these community services.

(See Appendix D)

City Staff

Residents were asked to gauge their satisfaction with interactions with the city staff. Included in the rated items were professionalism, friendliness, knowledge, timeliness of responses, value received for taxes paid, and overall satisfaction. The highest scored were Friendliness (3.90), Professionalism (3.82) and Knowledge (3.80). The lowest score was Value Received for Taxes Paid (3.50).

	Very Dissatisfied	Somewhat Dissatisfied	Neutral	Somewhat Satisfied	Very Satisfied	Don't Know or No Opinion	Mean	African Americans
Professionalism	12	50	85	131	146	88	3.82	3.63
Friendliness	13	42	79	134	160	84	3.90	3.70
Knowledge	15	42	92	139	136	89	3.80	3.70
Value Received for Taxes Paid	23	71	96	117	101	106	3.50	3.25
Timeliness	14	50	96	129	124	99	3.72	3.61
Overall	11	43	110	132	126	82	3.76	3.56

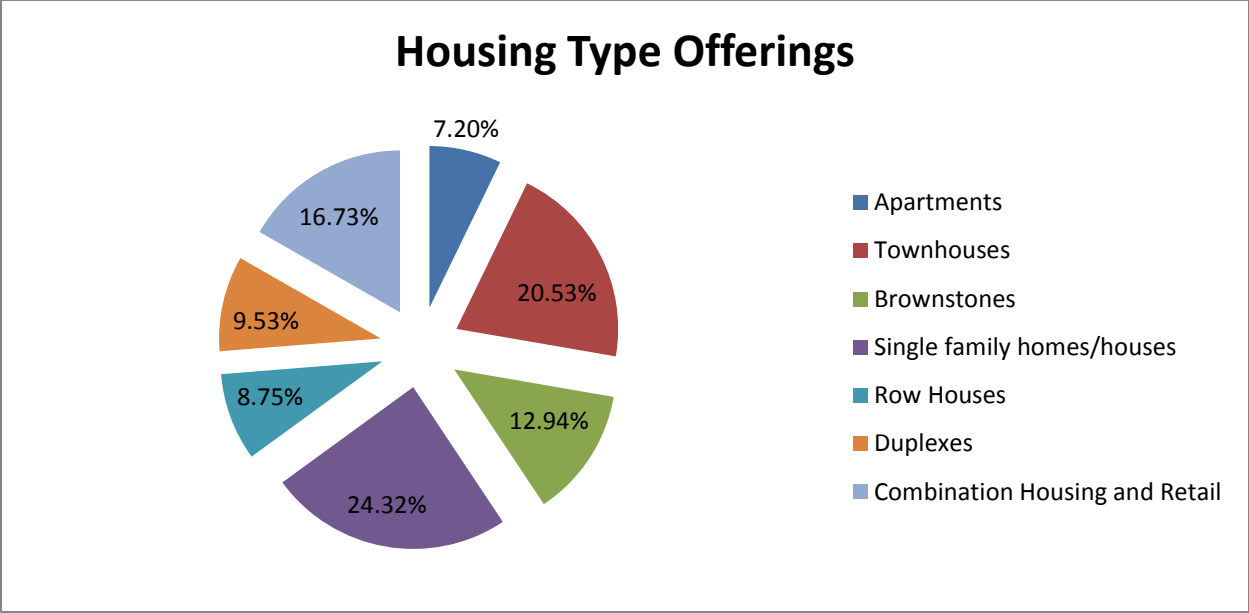
Neighborhood Quality

Respondents were asked about their satisfaction of their neighborhoods, based on their own perception and definition of “neighborhood”. Residents were asked to rate neighborhood cleanliness, police patrol, street conditions, safety, equity compared to other neighborhoods and overall satisfaction. Highest rated in this category was Neighborhood Cleanliness with a score of 3.72 (Somewhat Satisfied). Lowest rated was Street Conditions with a score of 3.46 (Somewhat Satisfied). This indicates that while the residents are satisfied with the overall cleanliness of their neighborhoods, they believe that the streets through them could be better.

	Very Dissatisfied	Somewhat Dissatisfied	Neutral	Somewhat Satisfied	Very Satisfied	Don't Know or No Opinion	Mean	African Americans
Neighborhood Cleanliness	24	69	54	175	132	45	3.71	3.69
Neighborhood Police Patrol	31	76	81	137	102	74	3.48	3.32
Neighborhood Street Conditions	31	89	77	152	103	47	3.46	3.34
Neighborhood Safety	22	73	81	146	128	50	3.63	3.40
Equity of Services compared to Other Neighborhoods	33	53	111	124	99	80	3.48	2.89
Overall	18	49	109	161	114	47	3.67	3.44

Housing

Residents were asked about what types of housing should be offered in Statesboro. Among the offerings were apartments, townhomes, brownstones, single-family houses/homes, row houses, duplexes and combination housing and retail spaces. Because residents could choose more than one type of housing, the percentages were based off total responses. The highest score was for more single-family houses with 250 votes (56.82%), followed by townhomes with 211 votes (47.95%). The lowest score, with 74 votes (16.82%), was reserved for apartments. This would seem to indicate that, perhaps, the residents would prefer less apartment complexes and more areas for single-family homes in the future.



Prioritization

Survey participants were asked to rank several items in order of importance of need to the city of Statesboro. The areas included economic development, recycling, housing in downtown, retail recruitment, downtown revitalization and redevelopment, and community events. The percentage of total votes for each area determined where it fell in order of importance. In order, residents chose Economic Development as first, Downtown Redevelopment and Revitalization as second. Retail Recruitment was third. Community Events was fourth. Fifth was Recycling and last was Housing in Downtown. This seems to indicate that the residents would like to have a more diverse selection of places to shop and eat, and would like to see more of that downtown.

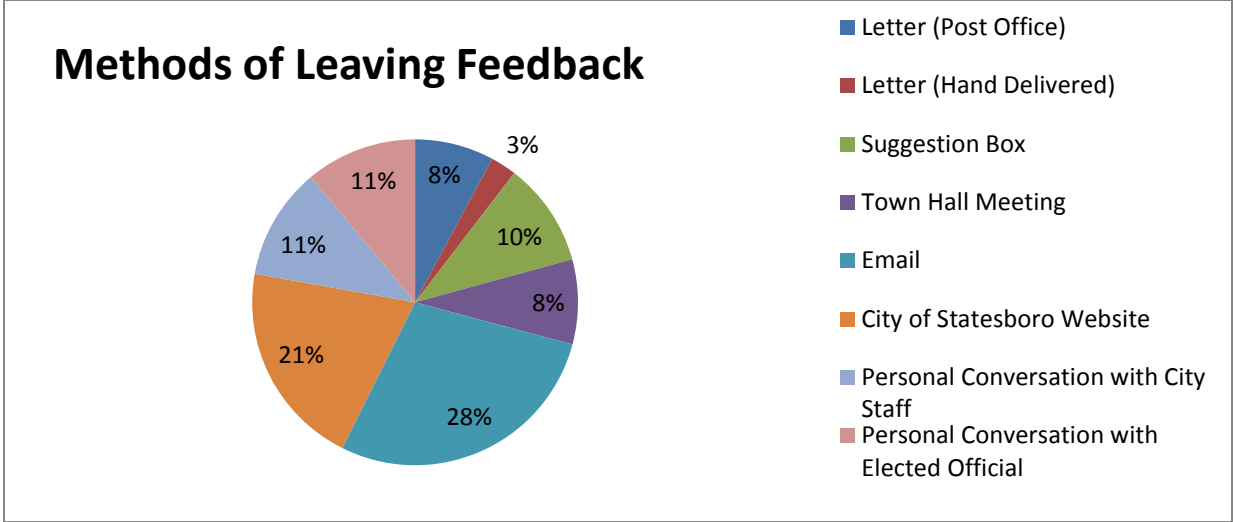
	1	2	3	4	5	6	Total Responses
Economic Development	32.10%	13.09%	9.38%	12.84%	15.31%	17.28%	405
Recycling	13.17%	12.20%	14.88%	18.05%	21.95%	19.76%	410
Housing in Downtown	12.32%	12.56%	16.26%	15.27%	15.52%	28.08%	406
Retail Recruitment	15.57%	21.41%	20.44%	17.76%	12.17%	12.65%	411
Downtown Redevelopment and Revitalization	15.00%	21.90%	19.52%	17.14%	15.48%	10.95%	420
Community Events	8.08%	15.70%	18.24%	21.94%	22.40%	13.63%	433

Communication with City

Residents were asked both how they would prefer to receive community notices from the city as well as how they would like to leave feedback for the city. In getting community notices, the methods listed were telephone (land based), cellular phone (text messaging), email, City of Statesboro website, and cellular phone (voice messaging). Because the responses were ranked, the order was determined by the rank with the highest percentage in that rank and for that choice. The majority of respondents (37.07%) choose to receive community messages through email, with the use of the City of Statesboro website being second (23.14%). The least preferred method of receiving community messages was through a land-based telephone.

	1	2	3	4	5
Telephone (Land based)	23.66%	4.63%	9.16%	11.73%	42.72%
Cell phone (Text message)	19.27%	21.08%	35.37%	14.54%	12.41%
Email	37.07%	26.22%	10.18%	15.56%	15.27%
City of Statesboro website	14.63%	23.14%	22.65%	21.17%	21.96%
Cell phone (Voice message)	5.37%	24.94%	22.65%	36.99%	7.64%
Total	410	389	393	392	419

In leaving feedback for the City of Statesboro, the respondents were given the choice of a letter – both through the post office and hand delivered, a suggestion box, a town hall meeting, email, the City of Statesboro website, and personal conversations with city staff or elected officials. As there was the possibility for multiple responses, the percentages were based off total responses. The largest number of responses was through the use of email (74.42%) followed by the use of the City of Statesboro website (53.91%)



Code Compliance

Respondents were asked to rate their satisfaction with both the building permit process and the building inspection process. Areas ranked in both categories included professionalism, friendliness, knowledge, timeliness and overall quality. Potentially due to lack of experience with the processes, less than half of the residents chose anything other than “Don’t Know or No Opinion”. In both cases, the responses were fairly consistent. In both instances, the highest score was for Friendliness – 3.57 for the Building Process and 3.59 for the Building Inspection Process. Likewise the lowest score for both categories were for Timeliness – 3.34 for the Building Permit Process and 3.45 Building Inspection Process. In both situations, it would seem to indicate that while the city employees with whom the residents interact are affable, the residents feel the general process could be streamlined or sped up.

Building Permit Process								
	Very Dissatisfied	Somewhat Dissatisfied	Neutral	Somewhat Satisfied	Very Satisfied	Don't Know or No Opinion	Mean	African Americans
Professionalism	13	15	85	39	48	278	3.47	3.18
Friendliness	11	13	80	42	53	277	3.57	3.41
Timeliness	13	24	84	41	38	275	3.34	3.26
Knowledge	12	16	82	41	47	278	3.48	3.32
Overall Quality	9	19	82	43	46	277	3.49	3.29

Building Inspection Process								
	Very Dissatisfied	Somewhat Dissatisfied	Neutral	Somewhat Satisfied	Very Satisfied	Don't Know or No Opinion	Mean	African Americans
Professionalism	8	11	87	30	52	290	3.57	3.30
Friendliness	8	8	88	33	51	290	3.59	3.33
Timeliness	9	18	85	35	43	287	3.45	3.26
Knowledge	6	17	82	38	47	286	3.54	3.33
Overall Quality	6	15	87	38	45	286	3.53	3.37

Additional Comments

In addition to the ranked information, the last area of the survey was left open for additional comments and/or clarifications. (See Appendix E)

Conclusion

In the Autumn of 2008, Statesboro commissioned research to be done prior to developing a twenty-year comprehensive plan. Some of them – including the area from Georgia Southern University to downtown – have been or are being addressed with initiatives like the “Blue Mile”, which seeks to revitalize that area. However, there are some that are still in need of addressing, and some new issues that may not have been as readily apparent. As such, the City of Statesboro may want to take the following under advisement.

1. The lowest scores in the entire survey were both the City Government category. The lowest score, 3.14, was in the area of consideration of citizen input. This indicates that the citizens do not feel valued, and that the suggestions they make are not being taken into consideration. Combining that with the resentment that appears to be prevalent between the full time residents of Statesboro and the students of Georgia Southern, and it is even more evident that is the case, given the additional comments at the end of some of the surveys. The best way to combat this is through various forms of communication,

including local newspapers (such as the Statesboro Herald's "email blast"), the city of Statesboro website and the increased use of social media. Included could be the use of town hall meetings – similar to the bi-monthly council meetings, but somewhat less formalized.

2. As economic development was listed as the most important aspect needed in Statesboro, with the redevelopment of downtown a close second, it is advisable to pursue and encourage a larger diversity of shopping, restaurants and diversions. According to many comments by both students and full time residents, they feel constrained by the lack of choices for mundane shopping (such as for groceries) as well as eating establishments in general, and especially so downtown. Many comments indicate that Statesboro's downtown has an abundance of potential. The drawback is, however, the buildings and run-down areas immediately surrounding it, as well as the indicated lack of parking in the downtown area.
3. With downtown in focus, it would also be advisable for the city to either buy blighted buildings/areas or force the owners of the same to clean up or remove these building. These areas could then be used for further greenspace, parking or business recruitment. This may further encourage other businesses to move closer to downtown, and may bring more residents and students along the "Blue Mile" as it continues to develop.
4. Through both Downtown Appearance and Neighborhood Quality, the lowest scores in the category were Street Conditions. While this is a common problem in many cities, as Statesboro expands, it should look at attempting to increase the speed with which roads are maintained. This is both from a safety point of view as well as a business standpoint –

better roads make transportation more efficient, and thus more attractive to potential businesses.

As the City of Statesboro grows, it is important to remember that there are many voices that make up this community. Getting feedback from all voices – permanent and transient, alike – is important, but the residents must also feel as though they are part of this community, and that their input is both wanted and valued. Giving citizens and students the chance to voice that feedback and know it will be valued is essential to Statesboro’s continued growth. The best way to accomplish this is for the city to periodically request participation from these citizens and then let the citizens know how their input is being used. As the use of technology – specifically social media - increases, the city should use these as opportunities for the exchange of information. Because, in the end, regardless of our differences, we are all part of one community, and growth benefits us all.

APPENDICES

Appendix A
Survey Document



The City of Statesboro, in conjunction with the Masters of Public Administration program at Georgia Southern University, is conducting a survey about the services offered in Statesboro, GA. As a resident of Statesboro or a student at Georgia Southern University, Ogeechee Technical College or East Georgia College, your opinion is very important. All information is kept confidential, and, as such, you are not required to give your name.



Please note, that these questions apply to the City of Statesboro as a whole, except where otherwise indicated. In those instances, "neighborhood" and "downtown" are based on your interpretations.

The following is for Demographics purposes only.

What is your age?	
<input type="checkbox"/>	18 - 24
<input type="checkbox"/>	25 - 34
<input type="checkbox"/>	35 - 44
<input type="checkbox"/>	45 - 54
<input type="checkbox"/>	55 - 64
<input type="checkbox"/>	65 and over

What is your Ethnicity (check all that apply)	
<input type="checkbox"/>	African American
<input type="checkbox"/>	Caucasian
<input type="checkbox"/>	Hispanic
<input type="checkbox"/>	Other
<input type="checkbox"/>	Bi- or Multi Racial
<input type="checkbox"/>	Prefer not to say

Which best describes your City of Statesboro Resident Status?	
<input type="checkbox"/>	I am a University or College Student (GSU, OTC, EGC, etc).
<input type="checkbox"/>	I am a Full Time Resident of Statesboro.
<input type="checkbox"/>	I am a Bulloch County Resident, but my place of work is located within the City of Statesboro.
<input type="checkbox"/>	I am a Bulloch County Resident.

		Very Dissatisfied	Somewhat Dissatisfied	Neutral	Somewhat Satisfied	Very Satisfied	Don't Know or No Opinion
<u>DOWNTOWN APPEARANCE</u>							
1	Overall Appearance						
2	Use of Green Space						
3	City Maintenance						
4	Street Conditions						
5	Cleanliness						
<u>CENTRAL GOVERNMENT</u>							
6	Consideration of Citizen Input						
7	Historic Preservation						
8	Maintenance of Parks and Open Spaces						
9	Keeping Citizens Informed						
10	Availability of Parking Downtown						
11	Availability of Walkways						

		Very Dissatisfied	Somewhat Dissatisfied	Neutral	Somewhat Satisfied	Very Satisfied	Don't Know or No Opinion
12	Appearance of Street Signs						
13	Street Lighting						
<u>COMMUNITY SERVICES</u>							
	<u>Waste Collection Services</u>						
14	Curbside Waste Collection						
15	Bulk Waste Removal						
16	Recycling Program						
	<u>Police Services</u>						
17	Traffic Enforcement						
18	Crime Prevention						
19	Incident Response Time						
20	Professionalism						
21	Overall						
	<u>Misc Community Services</u>						
22	Fire Services						
23	Animal Control						
24	Providing clean drinking water						
25	Wastewater Utility Services						
26	Managing Storm Water						
27	Municipal Court						
28	Overall						
<u>CITY STAFF</u>							
29	Professionalism						
30	Friendliness						
31	Knowledge						
32	Timeliness of Response						
33	Value Received for Taxes Paid						
34	Overall						
<u>NEIGHBORHOOD QUALITY</u>							
35	Neighborhood Cleanliness						
36	Neighborhood Police Patrol						
37	Neighborhood Street Conditions						
38	Neighborhood Safety						
39	Equity of Services compared to Other Neighborhoods						
40	Overall						

CODE COMPLIANCE

		Very Dissatisfied	Somewhat Dissatisfied	Neutral	Somewhat Satisfied	Very Satisfied	Don't Know or No Opinion
<u>Building Permit Process</u>							
41	Professionalism						
42	Friendliness						
43	Knowledge						
44	Timeliness						
45	Overall Quality						
<u>Building Inspection Process</u>							
46	Professionalism						
47	Friendliness						
48	Knowledge						
49	Timeliness						
50	Overall Quality						

Please rank the following in importance of need to the City of Statesboro

		<u>Least Important</u>					<u>Most Important</u>
51	Economic Development						
52	Recycling						
53	Housing in Downtown						
54	Retail Recruitment						
55	Downtown Redevelopment and Revitalization						
56	Community Events						

Please rank how you would prefer to get community notices: (Community events, road closures, etc)

		<u>Least Important</u>					<u>Most Important</u>
57	Telephone (Land based)						
58	Cell phone (Voice message)						
59	Cell phone (Text message)						
60	Email						
61	City of Statesboro website						

What other types of housing would you like to see offered in the city of Statesboro? (check all that apply)

62	Apartments		Brownstone
	Duplexes		Single Family Houses
	Townhouses		Row Houses
	Combination Housing and Retail		

Please indicate how you would prefer to leave feedback with the city: (check all that apply)

63	Letter (Post Office)		Email
	Letter (Hand Delivered)		City of Statesboro Website
	Suggestion Box		Personal Conversation with City Staff
	Town Hall Meeting		Personal Conversation with Elected Official

If you would like to take this survey online, please use the following address:

https://georgiasouthern.co1.qualtrics.com/SE/?SID=SV_eapyZLoLyhw5pxH

Please use the area below for any additional comments or thoughts.

APPENDIX B – ADDITIONAL CITY COMMENTS

Survey No.	Additional Comments about Statesboro's Downtown Appearance:
5	It looks run down, not charming, and the stores themselves are unappealing with weird musty smells, exposed wiring, and torn up floors.
19	I love how all of the junky falling down buildings are being torn down for green space or to make room for new buildings!
21	to cluttered
38	Failing to meet its enormous potential.
66	Lots of empty buildings, cramped roads. The railroad crossings are terrifying, and the intersection with the tracks looks very unsafe.
72	There are far too many blighted and unoccupied buildings in the downtown area
75	A lot of roads in bulloch county could be redone
83	In general, it looks pretty good. A goal of turning some of the empty buildings on East, North, South and West Main Streets and just off those streets into some sort of green or public space would be worth pursuing.
97	we are omproving
111	Downtown Statesboro continues to manage to barely remain afloat as a district of commerce in the city. Even with improvements made over the last five years, the city continues to ignore the worst sections of the corridor and does nothing to encourage business to relocate and thrive in the heart of the city. Until changes are made, areas like Market District and Brannen Crossing will sadly continue to be the true economic hearts of the City of Statesboro.
115	When mowing the city streets and blowing the grass clippings and leaves please don't blow the clippings or leaves in the street.
124	Owner coordination on beautification.
128	Downtown could be much cleaner, sidewalks washed periodically, trees trimmed, more floral and better Christmas!
138	Too many empty storefronts and buildings that should be condemned. Warehouses sitting empty with weeds and falling in roofs.
140	Appearance would greatly improve if more businesses/restaurants would move into downtown, especially South Main.
147	Some of the parking lots in the downtown area that are owned by private individuals are not well kept. The grass along Main Street only gets cut once a month.
152	I love the McTell trail and the trees along the roads/sidewalks in the heart of downtown, but I wish there was a bypass for the 18 wheelers that use our pedestrian-friendly downtown as a thoroughfare.
158	Streets are too narrow to allow downtown parking on the streets
159	The area from Gnat's Landing to the East and West Main St. is a terrible stretch.
162	Mow the grass...landscape the bypass medium...force owners of unused property to clean!
166	Downtown is on the rise, but it still has quite a ways to go.
168	It's a lot better than it used to be.

169	It looks run down and not well taken care of. All the closed buildings and overgrown parking lots.
173	East Main between the courthouse and the old Alecia Bea's is too narrow for the amount of traffic that goes through there.
176	Fixing the west Main Street sidewalks- and making more of Statesboro foot traffic friendly
188	Would love to have a dog park near the walking trail downtown.
196	I HAVE TO SAY THAT WE HAVE SOME VERY WELL KEPT AREAS AND SOME WITH NEED MAJOR HELP. WHERE WE ARE GOOD, WE ARE VERY GOOD. THANK YOU
200	It doesn't matter if downtown is picture-perfect if the streets and highways getting to downtown look like a trash heap.
202	South Main still needs ALOT of work...
205	wish there were more restaurants/bars
208	City employees do a good job, but we all have an opportunity to upgrade appearance, use and enjoyment of what could be a vibrant downtown
213	I wish it were more Quaint. More shops and eateries open past 6:00. I wish it was more appealing to folks passing through. It's got the potential to be a beautiful downtown area but is lacking in many areas. It's come a long way but has far to go to be comparable to other small town downtown areas. It would be nice to be able to go downtown , park and walk to dinner and stroll around looking at cute shops. Get some ice cream or something. It could use better landscaping as well.
234	Vacant buildings look junky and landscape terrible cleanliness
258	The intersection of the Main Streets look nice, but north and south of that intersection look awful, especially between Tillman Road and South/North Main Street.
269	More walking trails/ sidewalks would be nice
283	Main street is too narrow now with all the brick walk ways and slow signs makes it pretty congested
284	I feel that downtown is not used to its full potential. it is a lovely area with not enough parking to have anything stay open that people would enjoy going to.
294	Property owners with dilapidated buildings really need to do something about those. Not sure what the city can do about that. Nice job on the sidewalks and crosswalks.
300	The old seafood restaurant is an eye sore for the downtown area. Also Simmons shopping center does not fit with the rest of the area.
313	What green space???
315	More effort to keep the sides of the streets maintained, grass cut, etc.
318	The immediate area around the Courthouse is the only attractive part of downtown.
322	The old McDonald's building needs tearing down and Simmons Shopping Center needs updates - especially the road through it.
334	Too many empty buildings on South Main, but most of the main area is well maintained.
335	Vastly improved since DSDA is so active.
338	It has so much potential! It's super cute but also looks like it's seen better days.
340	like the facelift recently done so i think it's improving but landscaping and

	beautifying should extend more along the main streets
344	Downtown is fine, but the stretch of South Main with all of the meth motels & abandoned businesses is horrible to look at.
355	old and run down
380	Statesboro has a unique downtown area.
383	Enforce the codes on residential housing! Specifically on & near North Main. Houses are losing value, and no one wants to live next to trash and hoarders.
399	Add more parks and open areas, fill all the empty buildings.
413	There are places that need improvement, like the closed McDonalds and the multicolored former gas station on mainstreet.
427	very hard to find parking. area is always congested.
429	needs more independent businesses
442	Love the appearance. Very inviting.
443	To many vacant buildings on south main
455	some of the buildings could be more appealing
476	It has improved significantly in recent years; keep up the good work
484	The building on East Main Street beside the railroad track should be condemned as a nuisance/safety hazard and demolished. Also, the downtown area lacks trees and parking.
491	There are many buildings that are eyesores.
492	When compared to other small town centers, Statesboro looks dated and unkempt. There is no architectural theme. Too many vacant buildings. The City Council should stand up and force property owners to make improvements, or use eminent domain to make improvements.
502	Would like to see street scape completed in all main streets. Would like to see run down buildings rehabbed.
508	The curbing that extends into the street makes the drive through downtown on East/West Main tighter. The bricks make it rougher.
511	City does a good job on maintaining, but private properties on 301 S still need improvements.
512	Far from what it should be. The streetscape of East Main looks great but its disappointing the remainder (West Main, North Main, South Main) have not been renovated in the same manner. The large steps on West Main (near Chops) is a safety concern and does not provide a friendly environment to pedestrians.
518	South Main corridor is looking better. Still need to encourage property improvement.
547	Considering north and south main as part of downtown
555	I think there are ways to make the downtown area look more inviting and look more like a place where things are happening, at least until more businesses move in but that could draw more businesses too.
570	Coming to Statesboro on HWY 301 S looks rough
576	Garbage trucks speed on N Main and leave trash all over the road for home owners to clean up. pot holes and deep set manhole covers cause damage to vehicles
579	Parts of downtown look great and are well taken care of, other parts look rundown and less cared for.

583	only about 2 blocks in the downtown area looks decent
661	New Downtown street lighting not bright enough
667	My biggest complaint is the poor condition of the streets. There are so many rough & bumpy roads.
685	It seems like we could do a lot more with what we have over time. love the Blind Willie Walk and the Courthouse. Memorial park needs an update and maybe a skate park
694	west side and especially northwest corner could use improvement, east main side looks ok
709	Many potholes in parking areas around downtown
724	i am in a wheelchair. it is very VERY frustrating trying to enjoy the businesses downtown due to the extremely high curbs, no wheelchair ramp indents in the curbs ta street corners, and also the extremely high door sills on the majority of the businesses in downtown statesboro. the most i ever get to do is have someone drive me PAST those businesses. would be nice if there was a ramp put in on the corners of each block, especially where those super high curbs are. also would be nice if the businesses could forget about their grandfather clause and make themselves more accessibler for the handicapped population.
730	Statesboro has a unique appearance
751	Ongoing effort should continue in sprucing up all of the storefronts in downtown.
766	Needs more open buisnesses
819	Poor planning and lack of historic preservation
855	Making progress and committed to improving it.
870	I love the historic district of downtown Statesboro and wish that more business owners would invest and move into existing buildings in the downtown area.
881	some roads need repaving,and more trees and flowers
900	It is difficult for the city to be responsible for the private property. I do believe the city should use their powers of enimate domain to purchase the old seafood place that is a hazard. However, with they can control I do believe they do an excellent job.
902	I live downtown. The biggest problem I see, is store fronts not maintained, and empty stores and buildings are a huge issue.
909	Aside from the ghetto areas on the west side of town and public housing, Statesboro looks fine.
944	Nothing to really be proud of.
947	It looks rather cluttered and some of the buildings are rundown and look and not well maintained.
950	Because there are only a very limited number of businesses and stores down there, Downtown seems to bring a vibe of lifelessness. The more the downtown area is developed, a more of a destination it will be for students and residents alike.
956	Too many empty buildings
958	It's quaint, but has it's unsafe areas

APPENDIX C – CITY GOVERNMENT COMMENTS

Survey No.	Additional comments about Statesboro's City Government:
22	more sidewalks please
38	Uncomfortably ok with keeping citizens out of the loop.
83	Looking forward to the reports on open government meetings violations and why police didn't enforce alcohol compliance laws in past three years. Depending on what happens, that may go a long way to restoring my faith in the integrity of the Council. Except Gary Lewis.
97	it has improved. Our leaders love the community
111	The city of Statesboro's government is a bad joke when it comes to the consideration of all of its citizens when making decisions for the fate of the city. As far as keeping the citizenry informed is concerned, the city fails to use even the most basic forms of digital communication, let alone any traditional methods. It's truly pathetic that the citizens of Statesboro pay the amount we do in taxes but have so little to look forward to - even if we are informed. The mayor and council fail us at every turn, placing blame on anyone and everyone but themselves with little regard for the hard working people who make it all possible. If just one of them would stand up and take responsibility for the failure of good government to move the city forward, Statesboro could be a fine example of how a college town should rightfully prosper.
124	Government needs to support Mayor.
128	Downtown needs street displays that stay up throughout Thanksgiving and Christmas to attract others to drive and look around downtown!
158	It seems that most of the maintenance of the parks are geared towards Mill Creek, the parks within the city have not been updated, and the equipment is old.
162	They need to wake up and be citizens before making decisions!
166	City Council is getting better, but it still needs to be more responsive to residents. And in particular, it needs to do a better job of reaching out to full-time residents and college students who are impacted by its decisions.
176	The water fountains on the McTell trail should be on - let us know why the property taxes keep going up and what you are doing with those increases
180	we need city government. what we have now is not.
196	WE ARE IMPROVING ON MOST OF THIS. PAVING AND WALKWAYS HAVE MAJOR IMPROVEMENT. THANKS
202	Parking is BAD when court house has jury duty
208	This and recent forums (such as Retail Strategies) are good examples of city encouraging public participation. Thanks!
210	Statesboro is lacking in sidewalks and lighting but glad to see this is improving.
269	We desperately need more activities for children!!!!
284	There should be brighter lighting downtown. The parks for children are not kept up to par. there is old equipment and some is dangerous. I feel that people would use them more if they were updated.
294	Clearly City Council wanted to get rid of the city manager and found a way to do it. My guess is the taxpayers are going to foot the bill for the coming lawsuit. Bad idea.

	Nothing more than a personality conflict and a couple of wingnuts on the council.
315	Judging by the news out of City Hall lately it appears that the personal agendas are more important than the City. Citations for alcohol violations have not been addressed, looks like someone has a personal interest and he is being helped by the other Councilmen. One spent hours on the radio blasting the Council and now that he is on the Council he has lost his voice. One has a real problem with ethics and honesty. The others, no one knows where they are coming from or what they stand for. It's always interesting that nine out of ten votes are 5-0 and they have never discussed it before. Citizen input, first you have to get permission to speak with the topic you want to discuss makes the meaning of a public meeting questionable. Why not have an open forum, if you think it will last too long or be topics you do not want to discuss maybe you should reconsider why your there.
318	Many neighborhoods have inadequate street lighting.
338	Mill Creek park is a treasure!
355	most citizens are willing to leave governing to the government and the government likes it that way
367	it's seems more concern with gsu then it is with Statesboro as a whole
380	I would like to see females on council, a Mayor, Council form of government and new City Attorney.
399	Bring in new business
413	Elected leaders wanted the job, now they need to get to work on stuff like underage drinking.
421	Councilmen need to be proactive toward creating an atmosphere conducive to economic viability, not reactive to putting our fires. I would like to see involvement from the council in the community, not just attendance at meetings and work sessions.
424	Student safety is #1, student public transportation would help
427	for over 20 yrs, people have compLained about timing of street lights. especially main street, hwy 80, lakeview rd light. you can count to 2 and then it turns red. nothing ever changes here. Its been this way for over 20 years. theres way too much traffic/people on road with antique, out of date street lights.
455	NEED TO PUT CAMERAS IN AT THE RED LIGHTS BECAUSE THERE ARE ENTIRELY TOO MANY PEOPLE RUNNING RED LIGHTS!!!
484	Downtown parking is a problem that needs to be addressed.
491	The city council is a racket and does not represent the people but their own personal interests.
495	Need light at Greenway trail.
496	Need more energy saving street lights and only pointed downward so you can't see the lamp. They glare, hard to drive/sleep with lights in your eyes.
498	Current city council less than what Statesboro deserves
508	I think Mayor Moore is doing a good job.
511	City government is a mess and being overseen by personal agendas and self interests.
512	Street Lighting scored low because lighting fixtures downtown do not match (East Main compared to rest of downtown).
555	I feel the government is holding us back from growing and getting businesses in town

	that will bring money to the downtown. Not very supportive of the local businesses, at all.
576	There is no pedestrian walkways or enforcement of speed laws on N Main St. above Parrish St. speeders often go 20-30 over
671	Grass on the streets need cutting more often .
730	Women on council may be a plus.
819	Poor leadership
855	The staff and the new city manager are trying to make government more responsive
881	more grass cutting ,you doing good job adding side walks,some roads need repaving
900	I believe there needs to be more sidewalks around town so people can walk safely. However, I do believe they want to address these issues but due to the lack of funding are not able to address them everywhere. However, they should be adding into projects sidewalks.
902	The bike/ walkway that starts in downtown is fine, but the benches and areas around it are not well maintained, very out of date, and the park where it ends is certainly not maintained which makes the walkway feel unsafe.
944	The walkways from university to places of interest feel unsafe. Limited closeby parks.

APPENDIX D – COMMUNITY SERVICES COMMENTS

Survey No.	Additional Comments about Statesboro's Community Services:
6	Sheriff's department is horrible. I do not feel safe to leave my apartment at night. They don't do anything to keep the town safe. Tax dollars wasted.
22	if there was some way the recycle pick up service could do glass too, they would be awesome
93	I submitted an application for an irrigation well at my parents home located in the City of Statesboro more than a year and a half ago. I've followed up multiple times but never received a response -neither an approval or denial. The well was intended solely for maintaining the water level in their 3 acre pond.
98	Statesboro Police focus is solely on bringing in more money for their departments, neglecting their oath to protect and serve.
111	The employees of the city of Statesboro are a wonderful group of hardworking individuals. The failure comes from the top.
115	Need to have storm water pipes throughout the city
120	Too many dogs not on leashes, let run wild. Don't feel the water is clean enough, I have to boil water before it can be drank.
166	Recycling is a big issue. The city should require businesses and apartment complexes to have recycling programs.
176	I live in a major flood zone and could benefit from something being done about the rain water run off, to prevent from having serious damage to mine and my neighbors housing
177	city pickup of bulk containers for businesses will open the door to the container or shut the door but not both per the city? What? Do your job and open and close the door!
188	I wish I could share a recycle bin with neighbors!
192	I don't feel that in this category, the standard of service is set very high
210	I would love to see the recycling be free and mandatory for all residents. The police should have s'more powerful force in the drug problem at Statesboro high School. The drinking water is terrible and the water is very hard. Statesboro is a very clean city.
213	Something needs to be done about the horrid odor that comes from the sewage treatment place over across from hospital. It is repulsive and right behind neighborhoods. We shouldn't have to smell that. Constantly!!
241	I wish the recycling program was extended to the county.
269	The water quality is so poor. It would be great if it was "softer"
294	Cops need a raise very badly. Their hourly wage is shameful and the city needs to keep those officers long term
305	I am very disappointed with the animal control as there are constantly people selling puppies around town, the hours are friendly for those who work a regular daily full-time job, the new shelter has been very smelly and not kept very clean for the animals in AC's care, some if the staff seems bery unapproachable and unfriendly. I am sure that the AC officers do not have a very easy job but they have a great task in helping animals who cannot help themselves and did not ask to be abandoned, bred over and

	over again, or euthanized because someone does not care for them. AC needs to have a better working relationship with all rescue groups to help save the animals that come into their care. AC officers should not be allowed to breed animals or live in the same household with someone who breeds animals. This does not help the pet overpopulation here in Bulloch County
334	Animal control has extremely high rates of animal death and euthanasia. It is shameful. Instead of just destroying animals, a community education program about spay and neuter benefits should be started.
338	As a community we must come up with better solutions for homeless pets. It's a disgrace we are putting down so many animals every week.
340	don't stay informed of much.
380	Water is very clean, but in my opinion at times the chlorine appears to be strong. Last but not least, " Hats off to Wanda" at Municipal Court.
383	Our water turns brown at times. Also, our yard gets flooded everytime it rains hard, due to the fact that the curbs are too low, there is no drainage from the street, and our house is downhill from North Main St.
388	Be more professional and don't scare me or my kids bc you need to feed your fat self at Olive Garden
399	Add more capability to recycling than just 1&2 plastics
406	I cannot get the city council to admit to development designs that make proper drainage impossible.
424	The student population drives the economy here. Protect the students. Less arrest & more protection. control all violence.
455	NEED TO PUT CAMERAS AT THE RED LIGHTS BECAUSE THERE ARE ENTIRELY TOO MANY PEOPLE RUNNING RED LIGHTS ON THE BYPASS AND ALL OF NORTHSIDE DR.
484	I think any Stormwater management plans should be included in the next SPLOST, and I am VERY opposed to the creation of a new fee for this.
490	There are always trash cans on Georgia Ave. are knocked down by the truck.
495	The water that is close to the wastewater plant smells even if you using the doctors office water close to the plant.
496	Water bills are too high with double billing for usage! Never saw this in other states!
511	Officials representing these services do a great job and take pride in our community.
530	Some police officers are very unprofessional
555	I feel like driving in this town has gotten out of control. People are driving way over the speed limits, in residential. Using turn lanes for passing lanes. Running red lights. Not respecting cyclists.I wish we could recycle glass. What is the point of paying for curb side if I still have to take a trip the center for my glass or any of the other things that don't get recycled in curbside.
576	High calcium content damages pipes and appliances. periodic sediment in water is disturbing.
579	Recycling used to be free to nonprofits, but now we are charged so we don't participate in city recycling. I would like fluoride removed from drinking water
900	I love the recycling program and believe it should be mandatory just like in Griffin, GA. I think the police should be slightly more concern with the crime instead of

	<p>underage drinking around campus. They should be focused on patrolling and getting out of their cars and interacting with the public. But I am pleased with their services and really do not have any issues. Fortunately, I have never had to have any interactions with them but I know if I need them they will be there quickly. I believe animal control needs to have weekend and night hours to pick-up lose dogs/cats. Storm water is a real issue some due to areas being annex in and the county letting builders do anything they want. With the water analysis that the city had done should help address these issues. I do notice many of the drainage areas clogged with debris Overall, I think the city does a very good job with the limited funds.</p>
909	<p>Crime prevention is an issue (I.E. Mr. Brinson's break-in), but that is what happens as the town becomes bigger and less "southern".</p>
912	<p>Along Fair Road near the hospital almost always smells from the wastewater. I wish Statesboro would do something to prevent this!</p>
918	<p>Fair road water plant smells BAD.</p>
947	<p>The water in Statesboro is very hard. Drinking water straight from the tap will taste like sulfur or other minerals. It also smells pretty bad.</p>

APPENDIX E – ADDITIONAL FINAL COMMENTS

Survey No.	Please put any additional comments you have in the space provided / below:
3	Statesboro police departments needs to leave us college students alone. We can't even enjoy college!!
7	The plaza should be demolished and rebuilt with quality shopping centers, entertainment, food, also the movie theater needs serious remodeling and the mall isn't a mall it needs to be demolished and rebuilt to offer services like Savannah Malls and Atlanta Malls.
16	The sidewalks on gentilly are a great improvement. Now the safety of bicyclists needs to be improved
22	In reference to police patrol, they really need to be in the neighborhood behind Statesboro High. The kids speed and drive dangerously though that area.
30	Many of these departments I have never dealt with before, but I answered what I could. Happy research!
37	I wish our recycling centers would take more - like the other numbered plastics, not just 1 and 2, and wax covered cardboard - like food boxes.
38	I firmly believe the city of Statesboro has massive potential for downtown growth that could make it rival other large university downtown areas. I believe the city does not push at all to realize this potential and it exceedingly frustrating.
78	The city should be embarassed for what it allows to happen around the GSU stadium during football games. During homecoming a large party was allowed in the Stadium Walk Plaza parking lot and in the Parkers parking lot and both were blaring loud/obscene music that was riddled with cuss words and sexual anddrug references all while families with young children were walking to and from the game. The city should NEVER allow such behavior.
83	City of Statesboro has a lot of potential. Working more closely with Georgia Southern is good to see and just getting started, I hope. Right now, there's a huge credibility problem with elected city council officials that must be resolved before confidence is restored.
99	the disconnect between law enforcement and college students is ridiculous. It's great we can pay for your entire dept, but there should be some ethics involved in that.
109	All neighborhoods in city limit that have city water should be able to have city sewage
111	Meaningful change needs to come from the top. The revitalization of downtown and the economic development of the city of Statesboro could come hand in hand, but the biggest changes necessary come from the city's elected officials taking their jobs seriously as servants of the community. Benefitting themselves, their friends and family and their businesses should not be the first priority. The city must ask the residents what they want and take responsibility as the stewards of the public's trust. In 14 years as a resident, I've never observed a single elected official take their office seriously in respect to service to the people.
113	One city problem I have noticed is that new development keeps happening even though there are vacant exhausting structures. One thing I like about the city are the

	trees and greenspace that are preserved.
114	I feel we have too much student housing. Students gravitate toward the new places , but the old are fine. Too many trees being cut down to build all these places. We really need to preserve our natural environment as this makes statesboro beautiful and a nice place to live and attend school.
120	Police response time is way too long, My car was hit and run, I got the plate of the offender , called the police. They ran the plate and found out it was an elderly man and would not press charges against him , so my car couldn't get fixed. Very upset!!! If that was me who did a hit and run damn sure I would get felony hit and run charge. Age should not matter. Elderly should be required to retake license test. Also I do not think under 21 should be allowed in Night clubs!!!!
138	Our City does a good job, but there are areas where improvements can be made. Areas of the downtown look neglected and this negatively impacts economic development. Some DT property owners do not keep their property up & there is no code enforcement on those structures. The City is hesitant to tell property owners what to do, but the appearance of DT suffers as a result. This is the City's job. That's why we have codes and ordinances.
161	I think more time, money, and focus needs to go into making the neighborhoods better. I don't think downtown needs to be redone every other year. It's a waste of tax money to redo something already new. Neighborhoods with children need more signs and better roads to ride their bikes and skate boards on. Also more turning lanes need to be put in on highway 80, between 301 North and Lord's eye center.
162	1994 forum GSU suggestion to Hal Averitt 301 from N. Zett south one way Tillman/S.Zett north one way/ intersecting alternate WHY NOT?
166	Statesboro overall is a nice place to live. I feel safe in general. Some improvements are needed -- particularly with grocery stores, downtown retail and recycling. Also, I would like to see more of an effort to reach out to those less fortunate. Recruit a good grocery store -- not a convenience store -- that is easily accessible by those living in the poorer neighborhoods. And we might be getting big enough to give some thought to a city public transit system.
180	We a major and council who understands government, policies and care about all the citizens of Bulloch. To witness the Major speak to one female who is white and not to the other who is black is the craziest thing. And what was interesting is the black female spoke to the Major.
183	More focus and input should be directed to long-term permanent residents, not always only catering to GSU.
188	I can't wait to see what else is to come to downtown Statesboro!
192	I've lived many counties and cities, Statesboro would really benefit from advancing in today's world
196	I LIVE IN AN AREA THAT WAS SINGLE FAMILY HOMES. THREE FORTH IS NOW COLLEGE STUDENTS. THE STUDENTS ARE WONDERFUL AND I MEAN THAT. HOWEVER THE LANDLORDS DO NOT KEEP UP THE PROPERTY THE WAY IT SHOULD BE. I SORRY THAT THE STUDENTS HAVE TO PARK IN THE YARDS AND ON THE ROADS. THIS IS A LANDLORD PROBLEM. I REALLY FEEL THE CITY SHOULD TURN MY AREA INTO COMMERICAL, AND I THINK GSU WOULD BENEFIT. THANK

	YOU FOR THE SURVEY.
200	This is an odd questionnaire. Only those few people who happen to have a business or are thinking about a business would be interested in some of the questions about building codes, etc. Statesboro's biggest mistake was to remove trees and houses 30 years ago that gave the town its character. You remove trees from streets like Gently and never replant. Let's face it, this place is lacking in character. Don't worry about downtown. If you clean up the rest of Statesboro, put in trees, good grocery stores, parks -- people will come, and stay.
205	Statesboro needs to attract more businesses to the area to match the growth of the college. The entire time I was in school there I had to drive tyo Savannah if I needed to goto a branch for banking (Suntrust) or to shop at Target. Other areas to improve on are the overall lock and feel of downtown. If it was a little bit more like downtown Athens it'd get alot more foot traffic (\$\$\$\$) . I also believe Statesboro needs to aggressively go after code enforcement. Some of the more run-down looking businesses and neighborhoods make the university and town look bad. Overall, I would love to move back to Statesboro to start a family, but there arn't any businesses in my field in the area (pharma).
213	This town has such potential and so many more people would be drawn to downtown if it had more to offer. Also if the mall were nicer with better stores it would be booming. And people would shop here instead of savannah. You're losing business every day to Savannah Augusta and Atlanta. Not that this lovely town wants to be like those places but with the population growth and the college a better mall and downtown area would draw more people and business to Statesboro.
219	invest in neighborhoods instead of gated apartment complexes
225	I would like to see more economically available activities to do in Statesboro on a regular basis. We have bars, the ClubHouse, Splash in the Boro, and a movie theatre and not many other choices for things to do. I would also like to see some of the roads fixed up some, there are potholes on many of the roads around here. Traffic on campus - especially during games is outrageous, a new route to move traffic would be great.
234	Overall the city does a good job in most areas, their are always room for improvement and the officials should talk with responsible people and get their opinions.
240	more sidewalks would be nice and possibly the implementation of a public transformation system.
245	Need to improve on residential energy efficiency
252	there has to be more planning to keep the esthetics of our town and not just build to make money
256	we need a city bus service like gsu has
258	One suggestion for Main Streets would be to put the power/phone lines underground. Also, the city should do more to assist with selling empty or abandoned buildings along the road. Creating more culture and night life that aren't student bars would also be a good idea. We could model downtown to look like Athens or Gainesville. We need more for university students to do so they want to stay here on the weekends and not drive back home.
274	I work for a finance company on highway 80 E. A little over a month ago after a torrential downpour, the drainage ditch next to my office overflowed and flooded my

	building. There were 5" of standing water inside of my building. This is the 3rd time in 2 years that this has happened, and the city has done absolutely nothing about deepening the ditch or improving the drainage system
281	We need a kroger!! Coming from Athens the lack of grocery stores has made it a difficult transition.
283	I feel the city puts to much store in the college and not enough in the citizens who live here
294	I no longer reside in Statesboro, though I work in the city. I did live in Statesboro for nearly 30 years before moving to the county five years ago.
312	Trend toward high density housing is a blight. Virtually all recent development falls into this category, and it's giving the city the feel of cheapness that ultimately will discourage more responsible and thoughtjful development.
315	Most of my interactions with the employees of the City are friendly and knowledgeable people it's management that I find questionable. If you follow the management and Council it appears that they are not aware that the City has a written policy to cover almost everything. They just disregarded the rules in their actions but do not hesitate to hold employees to the straight and narrow. An example was hiring Frank Parker as City Manager. No issue with Mr. Parker, they just forgot that there was a process in policy that was not followed. If Management is not a role model for the employees how can you dispense proper discipline?
318	Statesboro needs a dog park.
334	I live in the county not far from the city limits so many answers were basically N/A. There are not a lot of nice neighborhoods within the city limits.
338	Thank you for seeking our input! I recently moved to Statesboro and its a great community.
344	Please please please install left turn lights for left turn lanes. I've never been in a city with so many left turn lanes with no lights. It's almost a necessity to run a red light to make a left turn. I go through 4 of these EVERYDAY.
355	I fear that the local police are no better trained to handle difficult situations than other places that have been in the news.
364	We do not need any more apartments in the city or around Georgia Southern. We have overbuilt.
371	please try and bring more stores like target, costco, or kroger also spread more development around s main and bypass intersection hate driving all the way across town for grocerys
374	I Love living in Statesboro!! We need a Target!!
380	Overall, Statesboro is a great place to live and I feel safe.
383	Please fix the nasty housing on East Moore St. The landlord AND tennants need to be held responsible. The house at 3 East Moore is rampant with rodents, the yard is full of carp, and the house is in horrible shape. Apparently the junk in the yard is also booby-trapped. Seriously. Those people are slowly killing themselves living in excessive animal feces. Animal control needs to investigate the dogs living conditions as well. 3 East Moore and the other house down the street is not only dragging down our property value, but both houses are a danger to society. Apparently he also has a partial basement in the backyard, amongst his yard of junk, laced with booby-traps.

	Please fix the nasty housing that litters beautiful, historic and awesome houses! No one wants to live near volatile & flat out nasty dwellings.
394	Meed to consider the needs of the people of of the city and not so much GSU.
395	We are not Savannah or Atlanta. Please act accordingly.
399	Need more in the community to keep people here, time to grow!
406	The city has designed and approved neighborhood developments that only drain properly if residents on private property dig and maintain their own ditch. This is absurd and has given rise to problems in two neighborhoods I know of: Foxlake Drive and Myrtle Crossing.
422	It is time to removed the members of city council who are involved in secret business dealings. The use of the police force to harass rival business owners must stop.
424	It seems like the students drive the economy here, Protect the students, less arrest to drive economy of hotels needed for students arrested or lawyers employed & hotel booked because they are targeted. If they haven't caused any problems why bother them. so get the people causing problems fighting or steeling. or drunk drivers.
427	When will we get more grocery stores? there is not enough food,water for all if catastrophe. i think you cater to GSU and forget about your loyal citizens who are here always,not 4 yrs.we need MORE grocery stores AND shopping and restaurants-Red Lobster, etc. Sick of cleg
448	I would like to see curbside recycling available throughout the county.
455	there needs to build a recreational building similar to Georgia Sounthern's RAC, for kids and adults. But make sure it is properly ran and monitored so it doesnt turn into building for juvenile delinquents to hang out. I am willing to pay membership fees or entry fees.
456	Someone needs to discuss with retail property owners to do a better service to potential and future renters. It look pitiful that a lot of buildings are not being rented out. Makes downtown look abandoned. Also, stop allowing Walmart to have so much retail control in this city. The city needs more places for people to shop. We have enough places to eat out!
476	One of the most pressing problems facing our community is alcohol abuse and drunk driving.
482	I think that we need to start building buisnesses and retail on HWY 301 towards I-16. It would reate jobs, bring in more traffic off of I-16, relieve some of traffic in downtown Statesboro and it would be more of a convenience to people that live outside of the city limits.
484	We need to look to larger but similar areas (Athens) for models of ordinances such as the alcohol problem. We need to get past this so we can focus on economic development.
485	I understand that students want a voice, but they need to remember that they are only transients. If they choose to live here, then they should have a voice.
490	The area around Georgia Ave is getting better, however it still needs more policemen. It seems like a break-in every other week.
493	The redevelopment of downtown and the 301 area from the area from sweetheart circle to the courthouse.
496	Please visit http://darksky.org for excellent resources in safe, energy saving, and non-

	glare outdoor lighting for security and streets. We LOVE curbside recycling!!
513	I can never get anyone to answer the phone when I have a question on a water bill. I always go to hold and no one picks up.
522	If I had to choose a single one thing Statesboro could improve upon it would be the condition of the road system.
534	Love this city!!
546	More businesses and restaurants downtown. Recycling pick-up outside of city limits.
547	SPLOST monies should be spent to reflect the diversity of our downtown population and grants should be written so that the city is maximizing the state and federal monies for downtown and economic redevelopment. If grants are not submitted we will never receive the potential money that is available.
555	Q15. Except for the recycling, I believe all of them are very important because they are all related. There are a lot of good cities in Georgia that we can learn from. I don't understand why we aren't. This town is bursting with potential if we could just get our priorities straight.
570	Properties along 301 South and North need to be improved. I know there has been some eyesores torn down over the past few years.
576	Overall I am happy with Statesboro other than the following exceptions: enforcing speed laws on Veterans Pkwy and not on residential streets like the N Main Hwy, clean up the water, and more sidewalk/bike lanes. Currently it is too dangerous to walk or ride a bike on N. Main St..
581	City needs side walks and a store to compete with Walmart
582	The reason I put somewhat satisfied under traffic control with the police department is bc, Everyday at lunch there is traffic backed up at zaxbys drive thru on fair rd. People should be giving impeding traffic violations for parking in the road to sit in a drive thru line.
592	Please install a stoplight at the intersection of Cypress Lake Road and the Bypass. Very dangerous intersection with many accidents that my family has to pass through multiple times daily. The poles and wiring are already there with a caution light. Please change the caution light to a full stop light for the safety of the people. Thanks for your consideration.
826	(Paper survey) "I understand that GSU is a large economic draw, however there are those of us who live here with families that would like attention paid to the family unit in the area of housing, entertainment, and dining."
870	There are several empty buildings in the downtown Statesboro area that could be used in order to keep the historic feel for the area. The old hospital at 9 Hill St. could be revitalized as a boutique hotel, which Statesboro doesn't have and is a successful trend in the hospitality & tourism industry. There is a small handful of buildings that could be turned into bars; although there may be resistance, music and alcohol can be key contributors into bringing more patrons to the downtown area. I've thought the old KFC building at 202 N. Main St. could be a great building for a retro butcher shop/wild game processor. There is a lot of potential for the old seafood market on east Main St. along with other buildings along Vine Street and Courtland Street. If we can recruit key entrepreneurs, downtown can be revitalized in a relatively short amount of time.

881	we can be more on top of things.i think we can me our city more beautiful . more flowers and plants
887	(WB paper survey) [Added "newspaper" as an option on how to receive community notices)
891	(WB paper survey) "(1) We NEED a decent grocery store (i.e. Publix); (2) Target would also be most welcome; (3) A median on Fair Rd."
892	(WB paper survey) {Planter's Row off Harville Rd} "All neighborhoods with a 'Statesboro' address should be able to have curbside recycling. Glass should be allowed in the single-stream too. Statesboro needs more fenced yards and needs a dog park. Mill Creek has the space, just needs a fence and pavillion. Downtown/S. Main feels dangerous. All of the bars/clubs serve to minors and should be heavily regulated. This is an obvious fact that is currently being overlooked and is a serious mark against Statesboro's image"
893	(WB paper survey) "Need bike trails throughout town so errands could be done riding one's bike"
900	The City does a wonderful job for its citizens and the citizens for Bulloch County which we are also Bulloch County tax payers. The Statesboro Herald over reports on everything in the city and nothing concerning the county with their stories and with soundoff. I have work multiple times with city officials and the water department and they have been very responsive and profession. The programs that are offered b/c of the city with the Averitt Center, DSDA, Farmers Market and the SCVC has enhanced our community something the county would never do. I applaud the city for steeping up and supporting these groups. I believe their biggest contribution has been with the Averitt Center and what it has done for our community is amazing. As well as the programs DSDA sponsors. The city does need to look at allowing package alcohol sales in the city too much revenue is being lose to the surrounding counties and it is time to stop the exodus of revenue. It may not be popular thought with the vocal minority but the majority of the residents in the city would support this if done properly.
909	This town is becoming too big. My family, along with many others, have been here since the 1700's and we are tired of outsiders trying to change Statesboro, our heritage, and our way of life.
913	if there's anything to be said, it's that public transportation options severely inhibit the ability of the University and City of Statesboro to fully integrate. There should be an awareness that growth of the University and Economic Development of Statesboro will often rely on population groups from large Urban or international locations that are used to access to public transportation or are without use of personal vehicles. Lack of this transportation and competitive grocery options in very close proximity to the campus does indeed make life difficult for some populations.
914	The roads that have traffic lights and turning lanes on both side, should include a turning light on both sides of the road.
920	(WB Paper Survey) "16) Should not have to pay for a recycling bin that the city is going to make money off what is put into it (free bins, will recycle). 17) Traffic enforcement is a joke, just a way of extorting money. I saw so many people in traffic court that they had to make people wait outside because of being over occupancy. 19) 12 min. to me is not good during an attempted home invasion. 20) wasn't really

	worried about catching subjects just wanted to do a quick report and leave. Call about black kids casing cars, police drove past them and came to my home. Didn't even look for them, too worried about running my I.D. for warrents"
922	(WB paper survey) "-In my neighborhood are much dangerous tree @ pine that have to be removed. Last week with the wind a big, huge pine fell at fron of my house. Thank's God nothing happen to my house. -I suggeste to remove or cut those pine @ tree that are dry and weak. -More light at the street area, is very dark and dangerous. Thanks @ Good Luck"
926	(WB paper survey) [Added "Social Media Twitter" to community notices]
927	(WB paper survey) "#13 - more city lights on streets - we have a lot of walkers, runners, bikes - not enought light/dangerous - within city limits. #16 - need to recycle glass curbside. #23 - NO KILL animal control; STOP the barbaric practice."
939	(WB Paper survey) "There is a need for more apartments for senior citizens that are affordable on a fixed income"
940	(WB Paper survey) "Please enforce NO cars in yard! Crime, we want to feel safe in our home town! Clean up the getto areas of our town. we don't want any run down areas where drugs and crime run rampant!"
941	(WB Paper survey) "Am so happy that Savannah Avenue is finally to be paved! The City waited too long to schedule this, tho!"
942	(WB Paper survey) "*City workforce need supervision as to not allow 8 men to do a 2 man job, etc. -We see this on every job, big cost to city & tax payers. I also object to city charges (every month) for fire hydrant on my property."
943	(WB Paper survey) I have found Statesboro/Bulloch County to be quite well-run in my 12 years here. I moved from superior service (Cobb Co./Atlanta) to teach at GSU. However, the past 3-4 yr. have been different and disappointing. NO police patrols/visiblity; [City Employees] refusing to come to neighborhood watch meetings/respond to emails; [City Employee] has promised repeatedly for 5consecutive years to clean our blocked ditches - has done nothing; city will not respond to severe drainage problems in one neighborhood - h been 8 years we have requested help. I no longer think this is a well-run community. Also - the Hwy. 301 entrance from I-16 into Statesboro is embarrassing. Since 80% plus of GSU student body is from Atlanta - this is 80% of visitors 1st impression of us. Esp. the blocks from Tillman Rd. intersection to East Grady. [Concerned Citizen]
944	I'd like to see more development near the university because it feels isolated on the southside of town.
950	I think the night life really needs to be moved to downtown. If you think of all the great college towns around the nation, they all have a great downtown scene. This is not just restricted to bars though. Bring clothing stores downtown and more places to eat. 40 East Grill and SPVH are great restaurants. Bring more of a selection down there and increase competition. There is so much potential in this town
959	Statesboro citizens and several Government staff employees approach students of Georgia Southern with harsh prejudice and it hinders any development between the student body of Georgia Southern University as well as the community of Statesboro. I hope for changes to come in the future and was very pleased with the fact that Statesboro offered a survey for us students to fill out and possibly help this entire

	community grow as a whole.
961	(WB Paper survey) [wrote in "Grocery Stores" next to retail Recruitment] "We live in Merrywood on Hwy 80, and we've been very pleased to see the sidewalk construction in front of the mall and around the high school. We hope the sidewalk project continues around the rest of town. Our biggest "dream goals" for the area include: - Repaving and including turn lanes on Northside Dr. E.; - Repurposing and using the many empty retail and crocery buildings; - Bring comparable grocery stores that serve residents rather than students; - Turn parking lots into green space opportunities with planted medians, trach cans and cart returns (see Hobby Lobby, TJ Maxx, etc.)"

Appendix F
Statesboro Demographic Information



ARIZON NEW MEXICO

OKLAHOMA

ARKANSAS

TENNESSEE

NORTH CAROLINA

SOUTH CAROLINA

DP-1

Profile of General Population and Housing Characteristics: 2010

2010 Demographic Profile Data

NOTE: For more information on confidentiality protection, nonsampling error, and definitions, see <http://www.census.gov/prod/cen2010/doc/dpsf.pdf>.

Geography: Statesboro city, Georgia

Subject	Number	Percent
SEX AND AGE		
Total population	28,422	100.0
Under 5 years	1,390	4.9
5 to 9 years	1,029	3.6
10 to 14 years	854	3.0
15 to 19 years	5,509	19.4
20 to 24 years	9,509	33.5
25 to 29 years	2,210	7.8
30 to 34 years	1,134	4.0
35 to 39 years	867	3.1
40 to 44 years	776	2.7
45 to 49 years	914	3.2
50 to 54 years	851	3.0
55 to 59 years	779	2.7
60 to 64 years	682	2.4
65 to 69 years	525	1.8
70 to 74 years	400	1.4
75 to 79 years	371	1.3
80 to 84 years	283	1.0
85 years and over	339	1.2
Median age (years)	22.0	(X)
16 years and over	24,985	87.9
18 years and over	24,536	86.3
21 years and over	16,750	58.9
62 years and over	2,329	8.2
65 years and over	1,918	6.7
Male population		
Under 5 years	688	2.4
5 to 9 years	524	1.8
10 to 14 years	430	1.5
15 to 19 years	2,712	9.5
20 to 24 years	4,925	17.3
25 to 29 years	1,242	4.4
30 to 34 years	575	2.0
35 to 39 years	408	1.4
40 to 44 years	352	1.2
45 to 49 years	417	1.5
50 to 54 years	381	1.3
55 to 59 years	338	1.2
60 to 64 years	310	1.1
65 to 69 years	203	0.7
70 to 74 years	164	0.6

Subject	Number	Percent
75 to 79 years	147	0.5
80 to 84 years	77	0.3
85 years and over	107	0.4
Median age (years)	21.9	(X)
16 years and over	12,280	43.2
18 years and over	12,073	42.5
21 years and over	8,269	29.1
62 years and over	881	3.1
65 years and over	698	2.5
Female population	14,422	50.7
Under 5 years	702	2.5
5 to 9 years	505	1.8
10 to 14 years	424	1.5
15 to 19 years	2,797	9.8
20 to 24 years	4,584	16.1
25 to 29 years	968	3.4
30 to 34 years	559	2.0
35 to 39 years	459	1.6
40 to 44 years	424	1.5
45 to 49 years	497	1.7
50 to 54 years	470	1.7
55 to 59 years	441	1.6
60 to 64 years	372	1.3
65 to 69 years	322	1.1
70 to 74 years	236	0.8
75 to 79 years	224	0.8
80 to 84 years	206	0.7
85 years and over	232	0.8
Median age (years)	22.1	(X)
16 years and over	12,705	44.7
18 years and over	12,463	43.8
21 years and over	8,481	29.8
62 years and over	1,448	5.1
65 years and over	1,220	4.3
RACE		
Total population	28,422	100.0
One Race	27,924	98.2
White	15,457	54.4
Black or African American	11,402	40.1
American Indian and Alaska Native	51	0.2
Asian	562	2.0
Asian Indian	110	0.4
Chinese	106	0.4
Filipino	70	0.2
Japanese	7	0.0
Korean	130	0.5
Vietnamese	33	0.1
Other Asian [1]	106	0.4
Native Hawaiian and Other Pacific Islander	46	0.2
Native Hawaiian	19	0.1
Guamanian or Chamorro	1	0.0
Samoan	12	0.0
Other Pacific Islander [2]	14	0.0
Some Other Race	406	1.4

Subject	Number	Percent
Two or More Races	498	1.8
White; American Indian and Alaska Native [3]	63	0.2
White; Asian [3]	74	0.3
White; Black or African American [3]	185	0.7
White; Some Other Race [3]	27	0.1
Race alone or in combination with one or more other races: [4]		
White	15,851	55.8
Black or African American	11,710	41.2
American Indian and Alaska Native	177	0.6
Asian	691	2.4
Native Hawaiian and Other Pacific Islander	76	0.3
Some Other Race	472	1.7
HISPANIC OR LATINO		
Total population	28,422	100.0
Hispanic or Latino (of any race)	847	3.0
Mexican	393	1.4
Puerto Rican	156	0.5
Cuban	49	0.2
Other Hispanic or Latino [5]	249	0.9
Not Hispanic or Latino	27,575	97.0
HISPANIC OR LATINO AND RACE		
Total population	28,422	100.0
Hispanic or Latino	847	3.0
White alone	325	1.1
Black or African American alone	99	0.3
American Indian and Alaska Native alone	6	0.0
Asian alone	6	0.0
Native Hawaiian and Other Pacific Islander alone	2	0.0
Some Other Race alone	337	1.2
Two or More Races	72	0.3
Not Hispanic or Latino	27,575	97.0
White alone	15,132	53.2
Black or African American alone	11,303	39.8
American Indian and Alaska Native alone	45	0.2
Asian alone	556	2.0
Native Hawaiian and Other Pacific Islander alone	44	0.2
Some Other Race alone	69	0.2
Two or More Races	426	1.5
RELATIONSHIP		
Total population	28,422	100.0
In households	24,132	84.9
Householder	10,207	35.9
Spouse [6]	1,929	6.8
Child	4,186	14.7
Own child under 18 years	3,127	11.0
Other relatives	1,469	5.2
Under 18 years	630	2.2
65 years and over	79	0.3
Nonrelatives	6,341	22.3
Under 18 years	104	0.4
65 years and over	32	0.1
Unmarried partner	696	2.4
In group quarters	4,290	15.1
Institutionalized population	266	0.9
Male	99	0.3

Subject	Number	Percent
Female	167	0.6
Noninstitutionalized population	4,024	14.2
Male	2,068	7.3
Female	1,956	6.9
HOUSEHOLDS BY TYPE		
Total households	10,207	100.0
Family households (families) [7]	3,847	37.7
With own children under 18 years	1,745	17.1
Husband-wife family	1,929	18.9
With own children under 18 years	735	7.2
Male householder, no wife present	391	3.8
With own children under 18 years	119	1.2
Female householder, no husband present	1,527	15.0
With own children under 18 years	891	8.7
Nonfamily households [7]	6,360	62.3
Householder living alone	3,161	31.0
Male	1,432	14.0
65 years and over	161	1.6
Female	1,729	16.9
65 years and over	498	4.9
Households with individuals under 18 years	2,114	20.7
Households with individuals 65 years and over	1,381	13.5
Average household size	2.36	(X)
Average family size [7]	2.97	(X)
HOUSING OCCUPANCY		
Total housing units	11,602	100.0
Occupied housing units	10,207	88.0
Vacant housing units	1,395	12.0
For rent	992	8.6
Rented, not occupied	18	0.2
For sale only	93	0.8
Sold, not occupied	36	0.3
For seasonal, recreational, or occasional use	46	0.4
All other vacants	210	1.8
Homeowner vacancy rate (percent) [8]	3.8	(X)
Rental vacancy rate (percent) [9]	11.2	(X)
HOUSING TENURE		
Occupied housing units	10,207	100.0
Owner-occupied housing units	2,331	22.8
Population in owner-occupied housing units	5,386	(X)
Average household size of owner-occupied units	2.31	(X)
Renter-occupied housing units	7,876	77.2
Population in renter-occupied housing units	18,746	(X)
Average household size of renter-occupied units	2.38	(X)

X Not applicable.

[1] Other Asian alone, or two or more Asian categories.

[2] Other Pacific Islander alone, or two or more Native Hawaiian and Other Pacific Islander categories.

[3] One of the four most commonly reported multiple-race combinations nationwide in Census 2000.

[4] In combination with one or more of the other races listed. The six numbers may add to more than the total population, and the six percentages may add to more than 100 percent because individuals may report more than one race.

[5] This category is composed of people whose origins are from the Dominican Republic, Spain, and Spanish-speaking Central or South

American countries. It also includes general origin responses such as "Latino" or "Hispanic."

[6] "Spouse" represents spouse of the householder. It does not reflect all spouses in a household. Responses of "same-sex spouse" were edited during processing to "unmarried partner."

[7] "Family households" consist of a householder and one or more other people related to the householder by birth, marriage, or adoption. They do not include same-sex married couples even if the marriage was performed in a state issuing marriage certificates for same-sex couples. Same-sex couple households are included in the family households category if there is at least one additional person related to the householder by birth or adoption. Same-sex couple households with no relatives of the householder present are tabulated in nonfamily households. "Nonfamily households" consist of people living alone and households which do not have any members related to the householder.

[8] The homeowner vacancy rate is the proportion of the homeowner inventory that is vacant "for sale." It is computed by dividing the total number of vacant units "for sale only" by the sum of owner-occupied units, vacant units that are "for sale only," and vacant units that have been sold but not yet occupied; and then multiplying by 100.

[9] The rental vacancy rate is the proportion of the rental inventory that is vacant "for rent." It is computed by dividing the total number of vacant units "for rent" by the sum of the renter-occupied units, vacant units that are "for rent," and vacant units that have been rented but not yet occupied; and then multiplying by 100.

Source: U.S. Census Bureau, 2010 Census.

Appendix G
Statesboro Economic Characteristics



DP03 | SELECTED ECONOMIC CHARACTERISTICS

2008-2012 American Community Survey 5-Year Estimates

Note: This is a modified view of the original table.

Supporting documentation on code lists, subject definitions, data accuracy, and statistical testing can be found on the American Community Survey website in the Data and Documentation section.

Sample size and data quality measures (including coverage rates, allocation rates, and response rates) can be found on the American Community Survey website in the Methodology section.

Although the American Community Survey (ACS) produces population, demographic and housing unit estimates, it is the Census Bureau's Population Estimates Program that produces and disseminates the official estimates of the population for the nation, states, counties, cities and towns and estimates of housing units for states and counties.

Subject	Statesboro city, Georgia			
	Estimate	Margin of Error	Percent	Percent Margin of Error
EMPLOYMENT STATUS				
Population 16 years and over	25,300	+/-428	25,300	(X)
In labor force	12,334	+/-662	48.8%	+/-2.6
Civilian labor force	12,280	+/-670	48.5%	+/-2.6
Employed	11,115	+/-718	43.9%	+/-2.7
Unemployed	1,165	+/-301	4.6%	+/-1.2
Armed Forces	54	+/-72	0.2%	+/-0.3
Not in labor force	12,966	+/-714	51.2%	+/-2.6
Civilian labor force	12,280	+/-670	12,280	(X)
Percent Unemployed	(X)	(X)	9.5%	+/-2.5
Females 16 years and over				
Population 16 years and over	13,012	+/-478	13,012	(X)
In labor force	6,185	+/-390	47.5%	+/-3.1
Civilian labor force	6,185	+/-390	47.5%	+/-3.1
Employed	5,637	+/-402	43.3%	+/-3.1
Own children under 6 years				
Population	1,434	+/-281	1,434	(X)
All parents in family in labor force	1,185	+/-280	82.6%	+/-9.4
Own children 6 to 17 years				
Population	1,860	+/-312	1,860	(X)
All parents in family in labor force	1,368	+/-299	73.5%	+/-10.0
COMMUTING TO WORK				
Workers 16 years and over	10,974	+/-707	10,974	(X)
Car, truck, or van -- drove alone	8,052	+/-672	73.4%	+/-4.0
Car, truck, or van -- carpooled	1,346	+/-349	12.3%	+/-3.0
Public transportation (excluding taxicab)	303	+/-208	2.8%	+/-1.9
Walked	498	+/-206	4.5%	+/-1.9
Other means	171	+/-116	1.6%	+/-1.1
Worked at home	604	+/-214	5.5%	+/-1.9
Mean travel time to work (minutes)	15.8	+/-1.4	(X)	(X)
OCCUPATION				

Subject	Statesboro city, Georgia			
	Estimate	Margin of Error	Percent	Percent Margin of Error
Civilian employed population 16 years and over	11,115	+/-718	11,115	(X)
Management, business, science, and arts occupations	2,854	+/-432	25.7%	+/-3.8
Service occupations	2,956	+/-502	26.6%	+/-3.9
Sales and office occupations	3,147	+/-422	28.3%	+/-3.5
Natural resources, construction, and maintenance occupations	832	+/-187	7.5%	+/-1.6
Production, transportation, and material moving occupations	1,326	+/-307	11.9%	+/-2.6
INDUSTRY				
Civilian employed population 16 years and over	11,115	+/-718	11,115	(X)
Agriculture, forestry, fishing and hunting, and mining	84	+/-88	0.8%	+/-0.8
Construction	498	+/-177	4.5%	+/-1.6
Manufacturing	692	+/-245	6.2%	+/-2.2
Wholesale trade	150	+/-121	1.3%	+/-1.1
Retail trade	1,729	+/-407	15.6%	+/-3.5
Transportation and warehousing, and utilities	319	+/-175	2.9%	+/-1.5
Information	130	+/-100	1.2%	+/-0.9
Finance and insurance, and real estate and rental and leasing	405	+/-152	3.6%	+/-1.4
Professional, scientific, and management, and administrative and waste management services	376	+/-148	3.4%	+/-1.3
Educational services, and health care and social assistance	3,859	+/-452	34.7%	+/-4.1
Arts, entertainment, and recreation, and accommodation and food services	2,070	+/-425	18.6%	+/-3.4
Other services, except public administration	651	+/-211	5.9%	+/-1.8
Public administration	152	+/-97	1.4%	+/-0.9
CLASS OF WORKER				
Civilian employed population 16 years and over	11,115	+/-718	11,115	(X)
Private wage and salary workers	7,873	+/-698	70.8%	+/-3.5
Government workers	2,784	+/-401	25.0%	+/-3.6
Self-employed in own not incorporated business workers	436	+/-185	3.9%	+/-1.6
Unpaid family workers	22	+/-34	0.2%	+/-0.3
INCOME AND BENEFITS (IN 2012 INFLATION-ADJUSTED DOLLARS)				
Total households	9,850	+/-492	9,850	(X)
Less than \$10,000	2,958	+/-447	30.0%	+/-4.1
\$10,000 to \$14,999	959	+/-234	9.7%	+/-2.3
\$15,000 to \$24,999	1,614	+/-381	16.4%	+/-3.8
\$25,000 to \$34,999	1,390	+/-290	14.1%	+/-3.0
\$35,000 to \$49,999	894	+/-206	9.1%	+/-2.1
\$50,000 to \$74,999	884	+/-221	9.0%	+/-2.1
\$75,000 to \$99,999	539	+/-145	5.5%	+/-1.5
\$100,000 to \$149,999	504	+/-135	5.1%	+/-1.3
\$150,000 to \$199,999	66	+/-53	0.7%	+/-0.5
\$200,000 or more	42	+/-33	0.4%	+/-0.3
Median household income (dollars)	20,751	+/-1,973	(X)	(X)
Mean household income (dollars)	32,586	+/-2,255	(X)	(X)
With earnings				
Mean earnings (dollars)	7,912	+/-494	80.3%	+/-3.2
With Social Security	31,983	+/-2,303	(X)	(X)
Mean Social Security income (dollars)	1,699	+/-233	17.2%	+/-2.3
With retirement income	13,334	+/-1,023	(X)	(X)
Mean retirement income (dollars)	758	+/-164	7.7%	+/-1.6
With Supplemental Security Income	30,860	+/-8,487	(X)	(X)
Mean Supplemental Security Income (dollars)	445	+/-159	4.5%	+/-1.6
Mean Supplemental Security Income (dollars)	8,550	+/-1,240	(X)	(X)

Subject	Statesboro city, Georgia			
	Estimate	Margin of Error	Percent	Percent Margin of Error
With cash public assistance income	135	+/-93	1.4%	+/-0.9
Mean cash public assistance income (dollars)	2,415	+/-1,899	(X)	(X)
With Food Stamp/SNAP benefits in the past 12 months	1,516	+/-350	15.4%	+/-3.4
Families	3,844	+/-322	3,844	(X)
Less than \$10,000	560	+/-168	14.6%	+/-4.5
\$10,000 to \$14,999	304	+/-128	7.9%	+/-3.3
\$15,000 to \$24,999	649	+/-255	16.9%	+/-6.0
\$25,000 to \$34,999	605	+/-146	15.7%	+/-3.7
\$35,000 to \$49,999	324	+/-99	8.4%	+/-2.5
\$50,000 to \$74,999	497	+/-129	12.9%	+/-3.3
\$75,000 to \$99,999	386	+/-115	10.0%	+/-2.9
\$100,000 to \$149,999	446	+/-131	11.6%	+/-3.2
\$150,000 to \$199,999	50	+/-47	1.3%	+/-1.2
\$200,000 or more	23	+/-27	0.6%	+/-0.7
Median family income (dollars)	31,854	+/-3,344	(X)	(X)
Mean family income (dollars)	48,597	+/-4,562	(X)	(X)
Per capita income (dollars)	11,915	+/-962	(X)	(X)
Nonfamily households	6,006	+/-531	6,006	(X)
Median nonfamily income (dollars)	13,350	+/-3,290	(X)	(X)
Mean nonfamily income (dollars)	21,338	+/-2,506	(X)	(X)
Median earnings for workers (dollars)	8,695	+/-1,700	(X)	(X)
Median earnings for male full-time, year-round workers (dollars)	30,500	+/-3,398	(X)	(X)
Median earnings for female full-time, year-round workers (dollars)	27,258	+/-2,356	(X)	(X)
HEALTH INSURANCE COVERAGE				
Civilian noninstitutionalized population	28,290	+/-102	28,290	(X)
With health insurance coverage	23,193	+/-633	82.0%	+/-2.2
With private health insurance	18,592	+/-759	65.7%	+/-2.7
With public coverage	5,915	+/-763	20.9%	+/-2.7
No health insurance coverage	5,097	+/-622	18.0%	+/-2.2
Civilian noninstitutionalized population under 18 years	3,616	+/-446	3,616	(X)
No health insurance coverage	267	+/-175	7.4%	+/-4.9
Civilian noninstitutionalized population 18 to 64 years	22,965	+/-458	22,965	(X)
In labor force:	11,942	+/-667	11,942	(X)
Employed:	10,792	+/-707	10,792	(X)
With health insurance coverage	8,019	+/-630	74.3%	+/-3.7
With private health insurance	7,656	+/-641	70.9%	+/-4.0
With public coverage	513	+/-215	4.8%	+/-2.0
No health insurance coverage	2,773	+/-454	25.7%	+/-3.7
Unemployed:	1,150	+/-301	1,150	(X)
With health insurance coverage	744	+/-230	64.7%	+/-11.6
With private health insurance	593	+/-209	51.6%	+/-13.2
With public coverage	151	+/-108	13.1%	+/-8.8
No health insurance coverage	406	+/-172	35.3%	+/-11.6
Not in labor force:	11,023	+/-664	11,023	(X)
With health insurance coverage	9,372	+/-638	85.0%	+/-3.0
With private health insurance	8,055	+/-575	73.1%	+/-4.0
With public coverage	1,405	+/-401	12.7%	+/-3.4
No health insurance coverage	1,651	+/-352	15.0%	+/-3.0

Subject	Statesboro city, Georgia			
	Estimate	Margin of Error	Percent	Percent Margin of Error
PERCENTAGE OF FAMILIES AND PEOPLE WHOSE INCOME IN THE PAST 12 MONTHS IS BELOW THE POVERTY LEVEL				
All families	(X)	(X)	27.7%	+/-5.8
With related children under 18 years	(X)	(X)	35.1%	+/-9.0
With related children under 5 years only	(X)	(X)	22.2%	+/-13.2
Married couple families	(X)	(X)	11.3%	+/-5.6
With related children under 18 years	(X)	(X)	12.0%	+/-8.7
With related children under 5 years only	(X)	(X)	4.0%	+/-6.9
Families with female householder, no husband present	(X)	(X)	46.4%	+/-12.7
With related children under 18 years	(X)	(X)	52.0%	+/-14.7
With related children under 5 years only	(X)	(X)	40.7%	+/-39.8
All people	(X)	(X)	52.1%	+/-4.1
Under 18 years	(X)	(X)	45.6%	+/-11.8
Related children under 18 years	(X)	(X)	45.4%	+/-11.8
Related children under 5 years	(X)	(X)	38.4%	+/-18.7
Related children 5 to 17 years	(X)	(X)	48.8%	+/-11.4
18 years and over	(X)	(X)	53.2%	+/-3.7
18 to 64 years	(X)	(X)	56.4%	+/-4.0
65 years and over	(X)	(X)	18.4%	+/-6.2
People in families	(X)	(X)	30.9%	+/-6.6
Unrelated individuals 15 years and over	(X)	(X)	71.5%	+/-4.3

Data are based on a sample and are subject to sampling variability. The degree of uncertainty for an estimate arising from sampling variability is represented through the use of a margin of error. The value shown here is the 90 percent margin of error. The margin of error can be interpreted roughly as providing a 90 percent probability that the interval defined by the estimate minus the margin of error and the estimate plus the margin of error (the lower and upper confidence bounds) contains the true value. In addition to sampling variability, the ACS estimates are subject to nonsampling error (for a discussion of nonsampling variability, see Accuracy of the Data). The effect of nonsampling error is not represented in these tables.

There were changes in the edit between 2009 and 2010 regarding Supplemental Security Income (SSI) and Social Security. The changes in the edit loosened restrictions on disability requirements for receipt of SSI resulting in an increase in the total number of SSI recipients in the American Community Survey. The changes also loosened restrictions on possible reported monthly amounts in Social Security income resulting in higher Social Security aggregate amounts. These results more closely match administrative counts compiled by the Social Security Administration.

Workers include members of the Armed Forces and civilians who were at work last week.

Industry codes are 4-digit codes and are based on the North American Industry Classification System 2007. The Industry categories adhere to the guidelines issued in Clarification Memorandum No. 2, "NAICS Alternate Aggregation Structure for Use By U.S. Statistical Agencies," issued by the Office of Management and Budget.

While the 2008-2012 American Community Survey (ACS) data generally reflect the December 2009 Office of Management and Budget (OMB) definitions of metropolitan and micropolitan statistical areas; in certain instances the names, codes, and boundaries of the principal cities shown in ACS tables may differ from the OMB definitions due to differences in the effective dates of the geographic entities.

Estimates of urban and rural population, housing units, and characteristics reflect boundaries of urban areas defined based on Census 2000 data. Boundaries for urban areas have not been updated since Census 2000. As a result, data for urban and rural areas from the ACS do not necessarily reflect the results of ongoing urbanization.

Source: U.S. Census Bureau, 2008-2012 American Community Survey

Explanation of Symbols:

1. An '***' entry in the margin of error column indicates that either no sample observations or too few sample observations were available to compute a standard error and thus the margin of error. A statistical test is not appropriate.
2. An '-' entry in the estimate column indicates that either no sample observations or too few sample observations were available to compute an estimate, or a ratio of medians cannot be calculated because one or both of the median estimates falls in the lowest interval or upper interval of an open-ended distribution.
3. An '-' following a median estimate means the median falls in the lowest interval of an open-ended distribution.

4. An '+' following a median estimate means the median falls in the upper interval of an open-ended distribution.
5. An '****' entry in the margin of error column indicates that the median falls in the lowest interval or upper interval of an open-ended distribution. A statistical test is not appropriate.
6. An '*****' entry in the margin of error column indicates that the estimate is controlled. A statistical test for sampling variability is not appropriate.
7. An 'N' entry in the estimate and margin of error columns indicates that data for this geographic area cannot be displayed because the number of sample cases is too small.
8. An '(X)' means that the estimate is not applicable or not available.

Appendix H
Weighted Means – Race and Age

City of Statesboro
 Citizen Satisfaction Survey
 Raw vs Weighted Means Comparison

Question	Raw Data		Weighted for Age		Weighted for Race		Mean Differences - Raw vs.	
	N	Mean	N	Mean	N	Mean	Age	Race
How would you rate your satisfaction with the following aspects of Statesboro's Downtown area?-Overall Appearance	622	3.79	700	3.74	594	3.73	0.05	0.06
How would you rate your satisfaction with the following aspects of Statesboro's Downtown area?-Use of Green Space	592	3.54	662	3.45	551	3.44	0.08	0.10
How would you rate your satisfaction with the following aspects of Statesboro's Downtown area?-City Maintenance	611	3.89	682	3.85	583	3.85	0.04	0.05
How would you rate your satisfaction with the following aspects of Statesboro's Downtown area?-Street Conditions	617	3.40	693	3.38	585	3.29	0.01	0.11
How would you rate your satisfaction with the following aspects of Statesboro's Downtown area?-Cleanliness	615	3.95	687	3.95	582	3.91	0.01	0.04
How would you rate your satisfaction with the following aspects of Statesboro's Government?-Consideration of Citizen Input	503	3.14	552	3.20	473	2.95	-0.07	0.19
How would you rate your satisfaction with the following aspects of Statesboro's Government?-Historic Preservation	530	3.85	591	3.89	503	3.78	-0.03	0.07
How would you rate your satisfaction with the following aspects of Statesboro's Government?-Maintenance of Parks and Open Spaces	544	4.08	611	4.07	508	4.05	0.02	0.03
How would you rate your satisfaction with the following aspects of Statesboro's Government?-Keeping Citizens Informed	533	3.30	592	3.40	501	3.20	-0.10	0.10

How would you rate your satisfaction with the following aspects of Statesboro's Government?-Availability of Parking Downtown	551	3.15	620	3.12	513	3.08	0.02	0.06
How would you rate your satisfaction with the following aspects of Statesboro's Government?-Availability of Walkways	535	3.73	612	3.75	509	3.60	-0.02	0.13
How would you rate your satisfaction with the following aspects of Statesboro's Government?-Appearance of Street Signs	547	3.92	625	3.95	533	3.92	-0.03	0.00
How would you rate your satisfaction with the following aspects of Statesboro's Government?-Street Lighting	542	3.78	619	3.78	527	3.66	0.00	0.12
How would you rate your satisfaction with following Statesboro's Waste Collection Services?-Curbside Waste Collection	412	4.10	445	4.04	402	3.98	0.06	0.12
How would you rate your satisfaction with following Statesboro's Waste Collection Services?-Bulk Waste	395	3.99	423	3.95	386	3.92	0.04	0.07
How would you rate your satisfaction with following Statesboro's Waste Collection Services?-Recycling	432	3.73	475	3.57	422	3.72	0.16	0.01
How would you rate your satisfaction with Statesboro's Police Services? (Does NOT include Sheriff...-Traffic Enforcement	494	3.70	551	3.66	471	3.60	0.04	0.11
How would you rate your satisfaction with Statesboro's Police Services? (Does NOT include Sheriff...-Crime Prevention	490	3.51	545	3.40	469	3.29	0.11	0.22
How would you rate your satisfaction with Statesboro's Police Services? (Does NOT include Sheriff...-Overall	491	3.73	554	3.62	463	3.57	0.11	0.16
How would you rate your satisfaction with Statesboro's Police Services? (Does NOT include Sheriff...-Incident Response Time	410	3.74	468	3.62	401	3.56	0.13	0.18

How would you rate your satisfaction with Statesboro's Police Services? (Does NOT include Sheriff...- Professionalism	481	3.73	540	3.61	461	3.53	0.12	0.20
How would you rate your satisfaction with the following Community Services?-Fire Services	408	4.20	434	4.09	391	4.14	0.10	0.05
How would you rate your satisfaction with the following Community Services?-Animal Control	419	3.49	434	3.49	394	3.46	0.00	0.04
How would you rate your satisfaction with the following Community Services?-Providing clean drinking water	486	4.05	551	3.98	474	3.84	0.08	0.22
How would you rate your satisfaction with the following Community Services?-Wastewater Utility Services	426	4.04	463	3.95	418	3.95	0.09	0.09
How would you rate your satisfaction with the following Community Services?-Managing Storm Water	434	3.47	461	3.45	417	3.32	0.02	0.15
How would you rate your satisfaction with the following Community Services?-Municipal Court	373	3.71	382	3.65	364	3.58	0.06	0.13
How would you rate your satisfaction with the following Community Services?-Overall	463	3.91	505	3.86	444	3.78	0.05	0.13
How would you rate your satisfaction with the city staff?-	424	3.82	450	3.81	415	3.75	0.01	0.07
How would you rate your satisfaction with the city staff?-	428	3.90	457	3.91	417	3.84	-0.01	0.06
How would you rate your satisfaction with the city staff?-	424	3.80	455	3.82	415	3.76	-0.02	0.04
How would you rate your satisfaction with the city staff?-Value Received for Taxes Paid	408	3.50	411	3.56	398	3.41	-0.06	0.08
How would you rate your satisfaction with the city staff?-Overall	422	3.76	441	3.74	411	3.69	0.01	0.07
How would you rate your satisfaction with the city staff?-Timeliness of Response	413	3.72	441	3.74	402	3.69	-0.02	0.03
How would you rate your satisfaction with these services in your neighborhood?- Neighborhood Cleanliness	454	3.71	509	3.76	444	3.73	-0.06	-0.02

How would you rate your satisfaction with these services in your neighborhood?- Neighborhood Police Patrol	427	3.48	470	3.46	422	3.45	0.01	0.03
How would you rate your satisfaction with these services in your neighborhood?- Neighborhood Street Conditions	452	3.46	507	3.54	437	3.42	-0.09	0.04
How would you rate your satisfaction with these services in your neighborhood?- Neighborhood Safety	450	3.63	504	3.61	444	3.55	0.03	0.09
How would you rate your satisfaction with these services in your neighborhood?-Equity of Services compared to Other Neighborhoods	420	3.48	470	3.51	415	3.31	-0.03	0.18
How would you rate your satisfaction with these services in your neighborhood?-Overall	451	3.67	508	3.71	445	3.59	-0.04	0.08
How would you rate your satisfaction with the Building Code Permit Process?- Professionalism	200	3.47	198	3.43	219	3.34	0.04	0.13
How would you rate your satisfaction with the Building Code Permit Process?-Friendliness	199	3.57	195	3.54	215	3.51	0.03	0.06
How would you rate your satisfaction with the Building Code Permit Process?-Timeliness	200	3.34	196	3.35	216	3.28	-0.01	0.05
How would you rate your satisfaction with the Building Code Permit Process?-Overall Quality	199	3.49	198	3.44	219	3.38	0.06	0.11
How would you rate your satisfaction with the Building Code Permit Process?-Knowledge	198	3.48	195	3.48	215	3.39	0.00	0.09
How would you rate your satisfaction with Building Inspection Process?-	188	3.57	186	3.61	206	3.47	-0.04	0.10
How would you rate your satisfaction with Building Inspection Process?-Friendliness	188	3.59	184	3.64	206	3.49	-0.05	0.10
How would you rate your satisfaction with Building Inspection Process?-Knowledge	190	3.54	189	3.54	209	3.45	0.00	0.09

How would you rate your satisfaction with Building Inspection Process?-Timeliness	190	3.45	189	3.48	209	3.37		
How would you rate your satisfaction with Building Inspection Process?-Overall Quality	191	3.53	190	3.53	209	3.46	-0.03	0.07
Valid N (listwise)	113		103		127		0.00	0.07
							0.00	0.00

Appendix I
Weighted Means – Students & African Americans

City of Statesboro
 Citizen Satisfaction Survey
 Raw vs Weighted Means Comparison

Question	Raw Data		Students Only		African American Only		Mean Differences - Raw vs.	
	N	Mean	N	Mean	N	Mean	Students	African Am
How would you rate your satisfaction with the following aspects of Statesboro's Downtown area?-Overall Appearance	622	3.79	141	3.70	65	3.65	0.09	0.14
How would you rate your satisfaction with the following aspects of Statesboro's Downtown area?-Use of Green Space	592	3.54	133	3.39	56	3.27	0.14	0.27
How would you rate your satisfaction with the following aspects of Statesboro's Downtown area?-City Maintenance	611	3.89	136	3.77	63	3.76	0.12	0.13
How would you rate your satisfaction with the following aspects of Statesboro's Downtown area?-Street Conditions	617	3.40	140	3.41	62	3.08	-0.01	0.31
How would you rate your satisfaction with the following aspects of Statesboro's Downtown area?-Cleanliness	615	3.95	137	3.89	62	3.84	0.06	0.12
How would you rate your satisfaction with the following aspects of Statesboro's Government?-Consideration of Citizen Input	503	3.14	103	3.17	49	2.57	-0.03	0.57
How would you rate your satisfaction with the following aspects of Statesboro's Government?-Historic Preservation	530	3.85	112	3.84	53	3.64	0.02	0.21
How would you rate your satisfaction with the following aspects of Statesboro's Government?-Maintenance of Parks and Open Spaces	544	4.08	116	3.91	52	3.96	0.17	0.12
How would you rate your satisfaction with the following aspects of Statesboro's Government?-Keeping Citizens Informed	533	3.30	110	3.39	52	2.98	-0.09	0.32

How would you rate your satisfaction with the following aspects of Statesboro's Government?- Availability of Parking Downtown	551	3.15	118	3.07	52	2.92	0.08	0.22
How would you rate your satisfaction with the following aspects of Statesboro's Government?- Availability of Walkways	535	3.73	120	3.67	55	3.40	0.06	0.33
How would you rate your satisfaction with the following aspects of Statesboro's Government?- Appearance of Street Signs	547	3.92	123	4.00	59	3.90	-0.08	0.02
How would you rate your satisfaction with the following aspects of Statesboro's Government?- Street Lighting	542	3.78	121	3.73	58	3.48	0.05	0.29
How would you rate your satisfaction with following Statesboro's Waste Collection Services?- Curbside Waste Collection	412	4.10	81	3.88	44	3.73	0.22	0.37
How would you rate your satisfaction with following Statesboro's Waste Collection Services?-Bulk Waste Removal	395	3.99	79	3.84	42	3.69	0.16	0.30
How would you rate your satisfaction with following Statesboro's Waste Collection Services?- Recycling Program	432	3.73	88	3.45	46	3.74	0.27	-0.01
How would you rate your satisfaction with Statesboro's Police Services? (Does NOT include Sheriff...-Traffic Enforcement	494	3.70	106	3.54	50	3.44	0.16	0.26
How would you rate your satisfaction with Statesboro's Police Services? (Does NOT include Sheriff...-Crime Prevention	490	3.51	104	3.22	50	2.84	0.29	0.67
How would you rate your satisfaction with Statesboro's Police Services? (Does NOT include Sheriff...-Overall	491	3.73	107	3.44	48	3.27	0.29	0.46

How would you rate your satisfaction with Statesboro's Police Services? (Does NOT include Sheriff...-Incident Response Time	410	3.74	93	3.47	44	3.18	0.27	0.56
How would you rate your satisfaction with Statesboro's Police Services? (Does NOT include Sheriff...-Professionalism	481	3.73	104	3.45	49	3.06	0.28	0.67
How would you rate your satisfaction with the following Community Services?-Fire Services	408	4.20	78	3.90	41	4.00	0.30	0.20
How would you rate your satisfaction with the following Community Services?-Animal Control	419	3.49	76	3.45	41	3.37	0.05	0.13
How would you rate your satisfaction with the following Community Services?-Providing clean drinking water	486	4.05	108	3.82	52	3.40	0.23	0.65
How would you rate your satisfaction with the following Community Services?-Wastewater Utility Services	426	4.04	87	3.74	46	3.83	0.30	0.21
How would you rate your satisfaction with the following Community Services?-Managing Storm Water	434	3.47	86	3.41	44	3.02	0.06	0.45
How would you rate your satisfaction with the following Community Services?-Municipal Court	373	3.71	68	3.53	41	3.41	0.18	0.30
How would you rate your satisfaction with the following Community Services?-Overall	463	3.91	95	3.77	48	3.60	0.14	0.31
How would you rate your satisfaction with the city staff?-Professionalism	424	3.82	85	3.75	46	3.63	0.07	0.19
How would you rate your satisfaction with the city staff?-Friendliness	428	3.90	87	3.86	46	3.70	0.04	0.21
How would you rate your satisfaction with the city staff?-Knowledge	424	3.80	87	3.82	46	3.70	-0.02	0.10
How would you rate your satisfaction with the city staff?-Value Received for Taxes Paid	408	3.50	71	3.55	44	3.25	-0.05	0.25
How would you rate your satisfaction with the city staff?-Overall	422	3.76	83	3.72	45	3.56	0.03	0.20

How would you rate your satisfaction with the city staff?-Timeliness of Response	413	3.72	85	3.73	44	3.61	-0.01	0.11
How would you rate your satisfaction with these services in your neighborhood?-Neighborhood Cleanliness	454	3.71	102	3.74	49	3.69	-0.03	0.02
How would you rate your satisfaction with these services in your neighborhood?-Neighborhood Police Patrol	427	3.48	94	3.46	47	3.32	0.02	0.16
How would you rate your satisfaction with these services in your neighborhood?-Neighborhood Street Conditions	452	3.46	100	3.55	47	3.34	-0.09	0.12
How would you rate your satisfaction with these services in your neighborhood?-Neighborhood Safety	450	3.63	100	3.49	50	3.40	0.14	0.23
How would you rate your satisfaction with these services in your neighborhood?-Equity of Services compared to Other Neighborhoods	420	3.48	94	3.41	47	2.89	0.07	0.59
How would you rate your satisfaction with these services in your neighborhood?-Overall	451	3.67	101	3.60	50	3.44	0.07	0.23
How would you rate your satisfaction with the Building Code Permit Process?-Professionalism	200	3.47	38	3.39	28	3.18	0.08	0.29
How would you rate your satisfaction with the Building Code Permit Process?-Friendliness	199	3.57	38	3.55	27	3.41	0.02	0.16
How would you rate your satisfaction with the Building Code Permit Process?-Timeliness	200	3.34	38	3.42	27	3.26	-0.09	0.08
How would you rate your satisfaction with the Building Code Permit Process?-Overall Quality	199	3.49	39	3.46	28	3.29	0.03	0.21
How would you rate your satisfaction with the Building Code Permit Process?-Knowledge	198	3.48	38	3.58	28	3.32	-0.10	0.16
How would you rate your satisfaction with Building Inspection Process?-Professionalism	188	3.57	35	3.69	27	3.30	-0.12	0.27

How would you rate your satisfaction with Building Inspection Process?- Friendliness	188	3.59	34	3.74	27	3.33	-0.14	0.26
How would you rate your satisfaction with Building Inspection Process?- Knowledge	190	3.54	36	3.67	27	3.33	-0.12	0.21
How would you rate your satisfaction with Building Inspection Process?- Timeliness	190	3.45	36	3.58	27	3.26	-0.14	0.19
How would you rate your satisfaction with Building Inspection Process?- Overall Quality	191	3.53	36	3.61	27	3.37	-0.08	0.16
Valid N (listwise)	113		18		17		0.00	0.00