

Georgia Southern University

Georgia Southern Commons

Armstrong Athletics Awards & Honors

Armstrong Athletics

2002

2001-2002 AASU Athletics Year in Review

Armstrong State University

Follow this and additional works at: <https://digitalcommons.georgiasouthern.edu/armstrong-athletics-awards>

Recommended Citation

Armstrong State University, "2001-2002 AASU Athletics Year in Review" (2002). *Armstrong Athletics Awards & Honors*. 3.

<https://digitalcommons.georgiasouthern.edu/armstrong-athletics-awards/3>

This article is brought to you for free and open access by the Armstrong Athletics at Georgia Southern Commons. It has been accepted for inclusion in Armstrong Athletics Awards & Honors by an authorized administrator of Georgia Southern Commons. For more information, please contact digitalcommons@georgiasouthern.edu.



Armstrong Atlantic State University 2001-2002 Athletics Year In Review

**Pirates Finish 2nd In NCAA In Women's Tennis
Eight AASU Athletes Earn All-America Honors
Volleyball, Softball, Golf and Men's & Women's Tennis
Advance To NCAA Championships
Sells, Golopencza Earn PBC Player of the Year Honors**

Volleyball

Final PBC Standings

SCHOOL	PBC	ALL
North Florida	14-0	26-8
AASU	11-3	29-10
USC Spartanburg	11-3	25-8
USC Aiken	7-7	19-12
UNC Pembroke	6-8	19-15
Lander	4-10	15-21
Francis Marion	3-11	8-23
Augusta State	0-14	2-33

NCAA II South Regional

No. 4 AASU def. No. 5 USCS, 3-0
(30-28, 33-31, 30-27)
No. 1 Tampa def. AASU, 3-0
(30-10, 30-25, 30-23)

The Armstrong Atlantic State volleyball squad made its second trip to the NCAA Championships in as many seasons, advancing to the semifinals of the 2001 South Regional in Tampa, Fla., defeating USC Spartanburg in the first round but falling to the host Tampa Spartans.

Building on the momentum generated by the 2000 season, the Pirates continue to make history under head coach Alan Segal. AASU duplicated its 2000 record in 2001, going 29-10. AASU finished the regular season tied for second in the PBC, but advanced to the PBC Tournament championship match for the third straight season.

Several AASU players made their mark on the Pirate record books in 2001. Junior setter Erin Melius became the Pirates' all-time assist leader, notching her 2,583rd career assist in the first weekend of action. Melius has 3,874 assists in three seasons with the Pirates. Junior outside hitter Sarah Haynes recorded her 1,000th career kill in the NCAA South Regional against USC Spartanburg and ranks second all-time in AASU history with 1,015 kills. Haynes will enter her senior season needing just 72 kills to become AASU's all-time kill leader. Junior Sofie Hakansson set single-season records in 2001 in digs (428) and service aces (84).

Melius, Haynes and Hakansson all earned All-PBC and AVCA All-South Region honors in 2001, while junior Shelley Weekes was named to the Verizon Academic All-District III team. The Pirates return all 11 players from last season's squad for 2002.

AASU PBC All-Conference Honors

Sarah Haynes
Erin Melius
Sofie Hakansson

All-PBC Tournament Honors

Sofie Hakansson
Erin Melius

PBC Player of the Week

Sofie Hakansson (Oct. 16, 2000)

AVCA South Region Honors

Sarah Haynes
Erin Melius
Sofie Hakansson

Verizon Academic All-District III Volleyball

Shelley Weekes (Second Team)

Daktronics All-South Region Honors

Sarah Haynes (Second Team)

Other Tournament Honors

AASU/Chatham Orthopaedics All-Tournament

Sarah Haynes


Sofie Hakansson

Texas Woman's Labor Day Classic All-Tournament

Erin Melius

Catawba adidas Invitational All-Tournament

Sarah Haynes (MVP)



Junior Sarah Haynes elevates for a kill during the 2001 PBC Tournament. Haynes is one of only two AASU players to reach the 1,000 kill plateau.



Individual Leaders

Hitting Percentage

Sofie Hakansson, .294 (6th PBC)
Sarah Haynes, .279 (9th PBC)

Kills per game

Sofie Hakansson, 3.17 (7th PBC)
Sarah Haynes, 3.10 (9th PBC)

Service Aces per game

Sofie Hakansson, 0.64 (4th PBC, 26th NCAA DII)

Blocks per game

Sarah Haynes, 1.02 (4th PBC)

Assists per game

Erin Melius, 11.27 (3rd PBC)

Digs per game

Sofie Hakansson, 3.27 (4th PBC)

Team Statistics

Hitting Percentage

.228 (3rd PBC)

Kills per game

14.73 (3rd PBC)

Service Aces per game

2.72 (1st PBC, 22nd NCAA DII)

Blocks per game

2.31 (3rd PBC)

Assists per game

13.20 (3rd PBC)

Digs per game

16.98 (2nd PBC)

2001-2002 AASU Athletics Year In Review

Men's Basketball

Final PBC Standings

NORTH DIVISION

School	PBC	All
Augusta State	14-15	22-8
UNC Pembroke	8-11	12-15
USC Spartanburg	8-11	11-16
USC Aiken	7-12	12-16
Lander	6-13	11-17
Francis Marion	2-17	4-23

SOUTH DIVISION

School	PBC	All
Clayton State	15-4	19-9
Columbus State	13-6	19-9
Kennesaw State	13-6	20-10
GC&SU	10-9	15-12
North Florida	10-9	13-14
AASU	8-11	13-15


The AASU men's basketball team finished the 2001-2002 season with a 13-15 overall record under interim head coach John Marhefka, advancing to the PBC Tournament Quarterfinals.

Having to replace four seniors, including two-time All-America Robert Campbell, proved to be a tough task as no AASU player averaged more than 10 points a game during the year, but six different players averaged eight points a game, led by senior forward Willard Winn's 9.6 points and senior guards Mick Jordan and **Donta Humphries**, who each averaged 9.4 points.

Jordan capped his four-year Pirate career by becoming AASU's all-time three-point leader, canning a three against UNF on February 6 to break the record and ending his career with 183 three-pointers.

Among the season's highlights included a last-second three-point shot by junior Brian Hobbs that gave the Pirates a 79-76 win over rival Columbus State on January 12, and Lamarr Cheers' layup in the final minute gave AASU a 53-51 win over cross-town rival Savannah State.

The Pirates will go into 2002-2003 with a new head coach in Jeff Burkhamer. Burkhamer was hired on June 10, six days after John Marhefka departed to take the head men's basketball coaching position at Slippery Rock.



Burkhamer Named AASU Head Coach

SAVANNAH, Ga. (June 10) – Jeff Burkhamer, former associate head coach at Marshall University, has accepted the head men's basketball coaching position at Armstrong Atlantic State University, announced today by AASU Athletic Director Dr. Eddie Aenchbacher.

Burkhamer, 40, becomes the ninth head coach of AASU men's basketball since the school moved to four-year status in 1966-67 and follows the departure of John Marhefka, who left the Pirates to take the head coaching position at Slippery Rock.

A native of Williamstown, West Virginia, Burkhamer had been at Marshall University for four seasons under head coach Greg White, first as an assistant coach and then, in 2001-2002, as associate head coach. While at Marshall, Burkhamer helped the Thundering Herd to a 70-44 record in four seasons in Mid-American Conference play.



Prior to joining Marshall, Burkhamer served as the head coach at Santa Fe Community College in Gainesville, Fla., leading the Saints to two Mid-Florida Conference titles. He earned National Junior College Coach of the Year honors by College Sport Magazine in 1995-96 as the Saints set a school record with a 28 wins and also won 21 straight games to begin the season, finishing the year with a 28-4 record. In four seasons, the Saints went 97-31 under coach Burkhamer.

"We are very fortunate to find a new head coach with such a successful background in Jeff Burkhamer to join us at Armstrong Atlantic State University," Dr. Aenchbacher said. "His record speaks for itself at all levels of basketball - college and professional - and we're extremely excited to be able to harness his talents to lead the Pirates in 2002-2003."



Ashley Dearing Cup Winner

Mick Jordan (Also 2000-2001 winner)

Individual Leaders

Scoring

Willard Winn, 9.6 (30th PBC)

Rebounding

Bart Westgeest, 6.1 rpg
(t11th PBC)

Willard Winn, 6.0 (t13th PBC)

Field Goal Percentage

Lamarr Cheers, .533 (5th PBC)
Bart Westgeest, .522 (6th PBC)
Willard Winn, .480 (13th PBC)

Assists

Donta Humphries, 4.11 apg
(t5th PBC)

Steals

Donta Humphries, 2.11 spg
(t3rd PBC)

Mick Jordan, 1.46 spg
(t14th PBC)

3-Point FG Percentage

Mick Jordan, .404
(7th PBC)

3-Point FG Made Per Game

Mick Jordan, 1.96
(11th PBC)

Blocked Shots

Willard Winn, 2.07 bpg
(2nd PBC, T24th NCAA)

Assist/Turnover Ratio

Donta Humphries, 1.34
(10th PBC)

Robert Campbell, 1.20
(14th PBC)

Team Statistics

Scoring Offense

67.6 ppg (9th PBC)

Scoring Defense

67.2 ppg (2nd PBC)

Scoring Margin

+0.4 (7th PBC)

Field Goal %

.440 (6th PBC)

Free Throw %

.700 (7th PBC)

FG % Defense

.424 (4th PBC)

3-Point FG %

.352 (4th PBC)

3-Point FG % Defense

.341 (5th PBC)

Rebounding Offense

34.4 rpg (8th PBC)

Rebounding Margin

-1.9 (9th PBC)

Blocked Shots

3.50 bpg (7th PBC)

Assists

12.93 apg (10th PBC)

Steals

8.18 spg (5th PBC)

Turnover Margin

+1.04 (5th PBC)

Assist/Turnover Ratio

0.82 (9th PBC)

3-Point FG Made

5.00 (12th PBC)

2001-2002 AASU Athletics Year In Review

Women's Basketball

Final PBC Standings

NORTH DIVISION

School	PBC	All
USC Aiken	16-3	22-6
Francis Marion	12-7	16-11
UNC Pembroke	12-7	18-9
Augusta State	5-14	10-16
USC Spartanburg	4-15	6-21
Lander	1-18	2-25

SOUTH DIVISION

School	PBC	All
Kennesaw State	13-6	17-10
North Florida	13-6	20-9
Columbus State	12-7	21-11
GC&SU	11-8	19-12
Clayton C&SU	8-11	13-15
AASU	7-12	11-18

The Armstrong Atlantic State women's basketball squad endured its third straight season below .500 in 2001-2002, but ended the season on a historic run at the Peach Belt Conference Tournament, becoming the first No. 6 seed to win two games in the league's postseason tournament and advance to the PBC Tournament semifinals.

AASU entered the tournament as the No. 6 seed from the South Division, but knocked off the No. 2 seed from the North Division, UNC Pembroke, 82-73 and then beat the top-seeded team from the South, Kennesaw State, for the second time in a week, 62-57, to earn a berth in the semifinals.

The Lady Pirates played hard, but lost to the eventual PBC Tournament champion GC&SU Lady Bobcats, 72-64.

Junior Zandrique Cason averaged a double-double (15.4 ppg, 10.6 rpg) for the second consecutive season - only the second player in AASU history to accomplish the feat - and led the PBC in rebounding for the second straight year as well. Cason earned All-PBC and All-PBC Tournament honors, becoming the first AASU women's basketball player to earn back-to-back All-PBC honors since Yolanda Oliver in 1992-93 and 1993-94.

Senior Lexie Martin capped a great four-year career for the Lady Pirates in 2001-2002, scoring her 1,000th point at Kennesaw State on Feb. 2 and finished her playing days at AASU as the Lady Pirates' all-time free throw shooter and fourth all-time leading scorer with 1,119 points. Martin was also the AASU President's Cup award winner in 2001-2002, given to the top male and female student-athlete at Armstrong Atlantic State.

PBC All-Conference Honors

Zandrique Cason (Second Team)

PBC All-Tournament Honors

Zandrique Cason

PBC Player of the Week

Zandrique Cason (Jan. 14, 2002)

Tournament Honors

AASU/Chatham Orthopaedics All-Tournament

Shanetra Hodge

2002 AASU President's Cup Winner

Lexie Martin



Zandrique Cason (left) has scored 881 points and grabbed 577 rebounds in her two seasons at AASU and has led the Peach Belt Conference in rebounding each of her two years.



Individual Leaders

Scoring

Zandrique Cason, 15.4 (7th PBC)

Rebounding

Zandrique Cason, 10.6 (1st PBC, 21st NCAA)
Shanetra Hodge, 5.7 (18th PBC)

Assists

Marloes Renskers, 3.38 (13th PBC)

Free Throw Percentage

Lexie Martin, .767 (7th PBC)

Steals

Lexie Martin, 2.19 (8th PBC)

3-Point FG Percentage

Lexie Martin, .308 (13th PBC)
Kristin Brewer, .307 (14th PBC)

Blocked Shots

Zandrique Cason, 1.07 (8th PBC)
Rachel Baker, 1.04 (10th PBC)

Assist/TO Ratio

Marloes Renskers, 1.13 (13th PBC)

Offensive Rebounds

Zandrique Cason, 3.34 (7th PBC)

Lori Green, 2.54 (12th PBC)

Defensive Rebounds

Zandrique Cason, 7.28 (1st PBC)

Shanetra Hodge (left) and her twin sister Shanetra Hodge combined to average 16.1 points and 9.8 rebounds per game in 2001-2002, their first season as Lady Pirates. The Hodges are the first pair of twin sisters to play women's basketball at AASU.

Team Statistics

Scoring Offense

61.9 ppg (11th PBC)

Scoring Defense

64.7 ppg (5th PBC)

Scoring Margin

-2.8 (10th PBC)

Field Goal %

.400 (9th PBC)

Free Throw %

.634 (11th PBC)

FG % Defense

.380 (4th PBC)

3-Point FG %

.288 (10th PBC)

3-Point FG % Defense

.311 (7th PBC)

Rebounding Offense

41.4 rpg (4th PBC)

Rebounding Defense

37.0 rpg (5th PBC)

Rebounding Margin

+4.4 (4th PBC, 46th NCAA)

Blocked Shots

3.07 bpg (6th PBC)

Assists

12.79 apg (12th PBC)

Steals

8.90 spg (11th PBC)

Turnover Margin

-4.17 (12th PBC)

Assist/TO Ratio

0.58 (11th PBC)

Offensive Rebounds

14.14 (8th PBC)

Defensive Rebounds

27.28 (3rd PBC)

3-Point FG Made

4.14 (8th PBC)



2001-2002 AASU Athletics Year In Review

Baseball

Final PBC Standings

School	PBC	All
Kennesaw State	25-5	46-13
North Florida	23-7	40-16
Columbus State	21-9	48-15
GC&SU	20-10	36-18
USC Aiken	16-14	37-19
Augusta State	13-16	30-24
Francis Marion	13-17	26-27
AASU	11-18	34-21
UNC Pembroke	9-21	25-29-1
Lander	7-22	19-29
USC Spartanburg	5-24	21-34

AASU PBC All-Conference

David Harriman (Catcher)
Kirk Nordness (Outfield)
Mike Roga (Pitcher)

PBC Player of the Week

Stacy Bennett (Feb. 18, 2002)
David Harriman (March 5, 2002)

PBC Pitcher of the Week

Brian Allen (Feb. 18, 2002)
Mike Roga (March 11, 2002)

ABCA South Atlantic All-Region

David Harriman (First Team - Catcher)
Kirk Nordness (First Team - Outfield)
Mike Roga (First Team - Pitcher)

ABCA DII All-America

David Harriman (First Team - Catcher)

Verizon Academic All-District III

David Harriman (First Team - Catcher)
Matt Easterwood (First Team - DH)

Akadema Small College All-America

David Harriman (First Team - Catcher)

2002 AASU President's Cup Winner

Matt Easterwood

SLAM! Canadian Player of the Week

David Harriman (February 8, 2002)
Mike Roga (March 11, 2002)

Louisville Slugger National POTW

Mike Roga (March 11, 2002)

2002 AASU Draftees/FA Signees

Mike Roga (Round 12 - Toronto Blue Jays)
Kirk Nordness (Round 12 - Oakland A's)
David Harriman (Round 17 - Oakland A's)
Brian Allen (Free Agent - Tampa Devil Rays)

Individual Statistical Leaders

Batting Average

David Harriman, .412 (3rd PBC, 61st NCAA)

Kirk Nordness, .374 (t8th PBC)

Slugging Percentage

David Harriman, .671 (5th PBC)

Kirk Nordness, .626 (9th PBC)

On Base Percentage

David Harriman, .455 (t5th PBC)

Kirk Nordness, .450 (7th PBC)

Hits

David Harriman, 94 (t1st PBC)

Runs Batted In

David Harriman, 69 (t3rd PBC, 22nd NCAA)


The Pirate baseball squad climbed as high as No. 3 in the nation in 2002 before finishing with a 34-21 record, the 23rd consecutive winning season for head coach Joe Roberts and the AASU baseball squad.

The hot start by the Pirates included taking two of three games from Division I competition at the 2002 Memorial Health Diamond Classic. AASU defeated the University of Connecticut, 9-8, in 10 innings on a solo home run by senior catcher **David Harriman**. The Pirates then knocked off their in-state rivals, the University of Georgia, 7-6 in 11 innings in front of the largest crowd (3,115) to ever witness a baseball game featuring an NCAA Division II squad.

Harriman put together a spectacular season for the Pirates in 2002, earning first-team ABCA DII All-America and second-team Verizon Academic All-America honors. Harriman compiled a 41-game hitting streak to begin the season, the longest single-season hitting streak in NCAA DII history.

Junior righthander Mike Roga put together a fine season as well, highlighted by a 1-0 no-hitter of Northwest Missouri State on March 5 that earned the ace *Louisville Slugger* National and *SLAM! Sports Canadian* Player of the Week honors.

Senior Kirk Nordness earned All-Conference and All-Region honors as well and finished his career with a .373 average, the fifth-best career average in AASU history.



3,115 people attended the final game of the 2002 Memorial Health Diamond Classic between AASU and Georgia, the largest crowd ever to see a DII team play.

Senior Kirk Nordness (left) holds the fifth-highest career batting average in AASU history (.374).

Team Statistical Rankings

Batting Average

.339 (1st PBC, 17th NCAA)

Slugging Percentage

.493 (3rd PBC, 41st NCAA)

On-Base Percentage

.409 (4th PBC)

ERA

3.75 (4th PBC, 20th NCAA)

Fielding

.958 (4th PBC, 28th NCAA)

Scoring

7.4 runs/gm (4th PBC, 39th NCAA)

Home Runs

52, 0.93 hr/gm (5th PBC, 43rd NCAA)

Stolen Bases

56-81, 1.00 sb/gm (9th PBC)

Doubles

106, 1.89 dbl/gm (8th PBC)

Triples

Chris Boanen, 6 (t1st PBC, 32nd NCAA)

Home Runs

David Harriman, 14 (t5th PBC)

Kirk Nordness, 12 (t8th PBC)

Total Bases

David Harriman, 153 (4th PBC)

Kirk Nordness, 129 (10th PBC)

Toughest To Strike Out

David Harriman, 15.2 (t34th NCAA)

Wins

Mike Roga, 10 (t4th PBC, t22nd NCAA)

Saves

Zach Shelnut, 6 (t3rd PBC, t33rd NCAA)

Jason Olson, 3 (t8th PBC)

ERA

Mike Roga, 3.00 (7th PBC, 63rd NCAA)

Brian Allen, 3.35 (10th PBC)

Opponent's BA

Mike Roga, .234 (5th PBC)

Strikeouts

Mike Roga, 109 (3rd PBC)

Brian Allen, 97 (5th PBC, 20th NCAA K/9 ip 10.5)

2001-2002 AASU Athletics Year In Review

Softball

Final PBC Standings

SCHOOL	PBC	ALL
North Florida	17-1	38-11
AASU	15-2	40-7
Kennesaw State	12-5	49-12
USC Spartanburg	11-5	35-10
GC&SU	13-6	33-19
Augusta State	8-12	35-18
Columbus State	8-12	26-18
Francis Marion	7-12	35-20
USC Aiken	6-14	25-26
Lander	5-15	31-31
UNC Pembroke	1-19	11-35-1

NCAA II South Atlantic Regional

AASU 2, Lenoir-Rhyne 1 (8 innings)
Kennesaw State 4, AASU 3 (8 innings)
North Florida 4, AASU 3

AASU PBC All-Conference Honors

Annie Sells (Player of the Year)
Stacey Richardson
Stacy Oliver

PBC Player of the Week

Stacey Richardson (March 19, 2002)

PBC Pitcher of the Week

Annie Sells (March 5, March 11, March 19, April 15, 2002)

All-PBC Tournament Team

Annie Sells
Stacey Richardson
Diana Corwin

NFCA DII All-American

Annie Sells (Second Team)
Stacey Richardson (Second Team)

NFCA DII Player of the Week

Annie Sells (March 27 & April 17, 2002)

NFCA All-South Atlantic Region

Annie Sells (First Team)
Stacey Richardson (First Team)
Stacy Oliver (First Team)

Verizon Academic All-District III

Breon Michel (Second Team)

Final NFCA Division II Rank

No. 16

Other Tournament Honors

FMU Invitational

Annie Sells (MVP)

Annie Sells' PBC Records

Strikeouts:	<u>Complete Games:</u> 95
Game: 16, three times	<u>Wins:</u> 86
Season: 267, 2002	<u>Innings Pitched:</u> 694
Career Total: 875	<u>Walks Allowed:</u> 249
Career/7 inn.: 8.83	<u>Shutouts:</u> 47
Other Career Records	<u>Wild Pitches:</u> 76
<u>Appearances:</u> 113	<u>No-Hitters:</u> 13
<u>Starts:</u> 106	

The 2002 AASU softball squad compiled a 40-7 record and returned to the NCAA Championships for the second time in the program's brief five-year history, advancing to the 2002 South Atlantic Regional semifinals.

Led by two-time NFCA Division II All-America pitcher **Annie Sells** and NFCA DII All-America left fielder Stacey Richardson, the Pirates began the year 17-1 and ascended to No. 2 in the nation. AASU finished second in the Peach Belt Conference and was runner-up in the 2002 Peach Belt Conference Tournament, winning two games on the final day to reach the championship game.

Sells put together a fantastic season to close out her stellar four-year career at AASU. Twice she earned NFCA Division II Player of the Week honors in 2002 and was named the PBC Player of the Year for the second time in her career. The Chattanooga, Tenn., native finished her career holding 12 PBC pitching records and ranks all-time in NCAA DII history in home runs, strikeouts per seven innings, shutouts and wins.

Richardson led a trio of transfers from the University of Georgia who infused instant offense into the Pirate attack. The sophomore set school records in home runs (16) - leading the nation - and RBI (56) in 2002 and, along with shortstop Lindsay Phillips and All-PBC Tournament catcher Diana Corwin, helped the Pirates finish the year ranked No. 16 in the nation.



Individual Statistical Leaders

Batting Average

Annie Sells, .418 (3rd PBC, 45th NCAA)

Stacey Richardson, .394 (6th PBC)

Slugging Percentage

Stacey Richardson, .864 (2nd PBC, 5th NCAA)

Annie Sells, .788 (3rd PBC, 11th NCAA)

On-Base Percentage

Stacey Richardson, .460 (16th PBC)

Doubles

Annie Sells, 0.32/gm (5th PBC, 30th NCAA)

Home Runs

Stacey Richardson, 0.34/gm (1st PBC, 1st NCAA)

Annie Sells, 0.28/gm (2nd PBC, 5th NCAA)

Runs Batted In

Stacey Richardson, 1.19/gm

(2nd PBC, 9th NCAA)

Annie Sells, 0.98/gm

(5th PBC, 30th NCAA)

Team Statistical Rankings

Batting Average

.306 (4th PBC)

Slugging Percentage

.472 (1st PBC, 9th NCAA)

ERA

0.92 (2nd PBC, 6th NCAA)

Fielding

.972 (1st PBC, 6th NCAA)

Scoring

5.56 runs/gm (2nd PBC, 11th NCAA)

Home Runs

43, 0.91 hr/gm (1st PBC, 2nd NCAA)

Stolen Bases

41-51, 0.87 sb/gm (5th PBC)

Doubles

65, 1.38 dbl/gm (7th PBC)

Winning Percentage

40-7, .851 (1st NCAA)

Earned Run Average

Annie Sells, 0.72 (2nd PBC, 7th NCAA)

Delaney Warrian, 0.88 (5th PBC)

Katy Perkins, 1.43 (9th PBC)

Opponent's Batting Average

Annie Sells, .139 (2nd PBC)

Delaney Warrian, .171 (3rd PBC)

Katy Perkins, .213 (10th PBC)

Strikeouts

Annie Sells, 267, 10.2 k/7 inn (1st PBC, 2nd NCAA)

Wins

Annie Sells, 22 (2nd PBC, 23rd NCAA)

Saves

Annie Sells, 3 (2nd PBC, 19th NCAA)



2001-2002 AASU Athletics Year In Review

Men's Tennis

Final PBC Standings

SCHOOL	PBC	ALL
North Florida	7-0	22-7
Lander	6-0	18-4
Francis Marion	6-2	17-8
AASU	4-3	13-12
USC Spartanburg	4-3	13-7
GC&SU	2-5	8-12
Columbus State	2-6	5-12
Augusta State	1-7	11-12
USC Aiken	1-7	8-10

NCAA II Mid-Atlantic Regional

No. 2 AASU def. No. 3 Anderson, 5-2
No. 1 Lander def. AASU 5-1

The AASU men's tennis team finished just one game over .500 at 13-12, but won several huge matches late in the season to keep alive their streak of consecutive NCAA Championships appearance, earning their eighth straight berth into the postseason.

The Pirates entered the Peach Belt Conference championships needing two wins to qualify for postseason and knocked off No. 18-ranked USC Spartanburg, 5-1, and No. 12-ranked Francis Marion, 5-4, to finish third at the conference tournament and earn a berth in the Mid-Atlantic regional. There, AASU knocked off No. 15-ranked Anderson College, 5-1, but lost to Lander, 5-1.

A duo of freshmen standouts helped the Pirates in their late-season charge to the postseason. Dale White and Achim Roth teamed up to go 13-6 at No. 1 doubles for AASU in the spring and earned ITA All-America honors, AASU's first All-America doubles team since Stefan Wirtz and Christian Witt in 1999. White also excelled at No. 2 singles for the Pirates, compiling a 24-12 record and earning ITA South Region Rookie of the Year and PBC Freshman of the Year honors.

Roger Thiele completed his second season at AASU by earning a No. 21 ranking in singles and the team finished the year ranked No. 11 in the final Omni Hotels/ITA Division II national rankings.

PBC Freshman of the Year

Dale White

ITA All-America Honors

Achim Roth (Doubles)

Dale White (Doubles)

ITA South Region Rookie of the Year

Dale White

ITA Individual National Rankings

Roger Thiele (No. 21 Singles)

Dale White (No. 42 Singles, No. 10 Doubles)

Achim Roth (No. 10 Doubles)

ITA Individual Regional Rankings

Roger Thiele (No. 5 Singles)

Dale White (No. 7 Singles, No. 2 Doubles)

Achim Roth (No. 2 Doubles)

Final Omni Hotels/ITA DII National Rank

No. 11



Michael Jezt (Top)
Dale White (Right)

Individual Statistics

Singles

Player	#1	#2	#3	#4	#5	#6	Dual	PBC	Fall	Overall
Roger Thiele	9-10	0-2	---	---	---	---	9-12	4-3	5-5	14-17
Dale White	1-1	13-6	2-1	1-0	---	---	17-8	6-1	7-4	24-12
Achim Roth	---	2-2	13-6	---	---	---	15-8	5-2	4-5	19-13
Caue Figueiredo	---	---	0-1	12-8	2-0	---	14-9	5-2	4-6	18-15
Michael Jezt	---	---	---	1-2	10-9	---	11-11	5-2	4-4	15-15
Peter Morsley	---	---	---	---	1-0	2-17	3-17	1-6	3-7	6-24
John Stone	---	---	---	---	---	2-2	2-2	---	3-6	5-8
Totals	10-11	15-10	15-8	14-10	13-9	4-19	71-67	26-16	30-37	101-104

Doubles

Player	#1	#2	#3	Dual	PBC	Fall	Record
Thiele/White	2-4	---	---	2-4	1-3	2-3	4-7
Roth/White	13-6	---	---	13-6	2-1	---	13-6
Morsley/Roth	---	2-4	---	2-4	2-2	---	2-4
Morsley/Thiele	---	5-13	---	5-13	1-2	---	5-13
Stone/Thiele	---	1-0	---	1-0	---	---	1-0
Figueiredo/Jezt	---	---	13-12	13-12	3-4	1-2	14-14
Morsley/Stone	---	---	---	---	---	3-5	3-5
Jezt/White	---	---	---	---	---	2-1	2-1
Figueiredo/Roth	---	---	---	---	---	2-2	2-2
Jezt/Roth	---	---	---	---	---	1-1	1-1
Totals	15-10	8-17	13-12	36-39	9-12	11-14	47-53



2001-2002 AASU Athletics Year In Review

Women's Tennis

Final PBC Standings

SCHOOL	PBC	ALL
AASU	10-0	26-4
Clayton State	9-1	16-8
North Florida	8-2	16-12
GC&SU	6-3	13-10
Kennesaw State	6-4	8-8
Columbus State	5-5	13-9
USC Spartanburg	4-5	12-8
UNC Pembroke	2-8	14-11
USC Aiken	2-8	11-11
Francis Marion	2-8	8-15
Augusta State	0-10	5-16

NCAA II Mid-Atlantic Regional

No. 1 AASU def. No. 4 Fayetteville St. 9-0

AASU def. No. 3 Columbus State 5-0

NCAA II National Championships

No. 2 AASU def. Northeastern State 5-0

AASU def. Ouachita Baptist 5-1

AASU def. No. 3 Barry 5-1

No. 1 BYU Hawaii def. AASU 5-1

The AASU women's tennis team returned to the NCAA Division II National Championship match for the first time in three years, finishing the year ranked No. 2 in the country. The Lady Pirates have been in NCAA's National Championship match six of the last eight years.

Led by sophomore **Zsofi Golopencza**, the nation's top-ranked singles and doubles player, the Pirates opened the season with 10 straight wins and ascended to the No. 1 ranking in the nation on March 18. AASU dropped just one match to DII competition during the regular season and captured their ninth Peach Belt Conference championship, rolling through the PBC Tournament without dropping a point.

Golopencza followed up her outstanding freshman season with an even better one in 2002, going undefeated against DII competition in singles and earning PBC Player of the Year, ITA All-America honors and capturing the Rolex Division II Singles championship.

Senior Michaela Kratochvilova finished her AASU career by earning ITA All-America honors in singles and doubles for the third consecutive season. Freshman Annamaria Forgacs followed in Golopencza's footsteps, earning PBC Freshman of the Year, Region Rookie of the Year and All-America honors in her first season at AASU.



AASU PBC All-Conference Honors

Zsofi Golopencza (Singles & Doubles, Player of the Year)

Michaela Kratochvilova (Singles & Doubles)

Annamaria Forgacs (Singles & Doubles,

Freshman of the Year)

Laura Peaty (Doubles)

Simon Earnshaw (Coach of the Year)

PBC Player of the Week

Michaela Kratochvilova (February 19, 2002)

Zsofi Golopencza (March 6, April 2

& April 16, 2002)

PBC Tournament MVP

Zsofi Golopencza

Final Omni Hotels/ITA DII

Team National Rank

No. 2

ITA Mid-Atlantic Region

Coach of the Year

Simon Earnshaw

ITA Mid-Atlantic Region

Rookie of the Year

Annamaria Forgacs

ITA/Arthur Ashe Leadership

Award Mid-Atlantic Region

Michaela Kratochvilova

Rolex DII Singles Champion

Zsofi Golopencza

Honda DII Athlete of the Year

Finalist

Zsofi Golopencza

Tennis Week/ITA All-Star

Team

Zsofi Golopencza

Final Omni Hotels ITA/DII National Rank

Zsofi Golopencza (No. 1 Singles, No. 1 Doubles)

Michaela Kratochvilova (No. 16 Singles, No. 1 Doubles)

Annamaria Forgacs (No. 11 Singles, No. 18 Doubles)

Laura Peaty (No. 18 Doubles)

Final Omni Hotels ITA/DII Regional Rank

Zsofi Golopencza (No. 1 Singles, No. 1 Doubles)

Michaela Kratochvilova (No. 6 Singles, No. 1 Doubles)

Annamaria Forgacs (No. 4 Singles, No. 5 Doubles)

Laura Peaty (No. 5 Doubles)

ITA/NCAA Division II All-America Honors

Zsofi Golopencza (Singles & Doubles)

Michaela Kratochvilova (Singles & Doubles)

Annamaria Forgacs (Singles)

Final Omni Hotels/ITA DII

Team National Rank

No. 2

Individual Statistics

Singles

Player	#1	#2	#3	#4	#5	#6	Dual	PBC	Fall	Overall
Zsofi Golopencza	24-1	---	---	---	---	---	24-1	10-0	18-3	42-4
Michaela Kratochvilova	1-0	7-2	11-0	---	---	---	19-2	8-1	9-5	28-7
Annamaria Forgacs	---	13-1	10-2	---	---	---	23-3	10-0	11-7	34-10
Laura Puch	---	---	---	10-0	9-5	---	19-5	10-0	7-5	26-10
Laura Peaty	---	---	1-0	9-6	1-0	2-0	13-6	6-0	---	13-6
Alejandra Aguilar	---	---	---	---	4-0	11-0	15-0	9-0	9-3	24-3
Gemma Vaughan	---	---	---	1-1	4-0	5-2	10-3	2-1	---	10-3
Totals	25-1	20-3	22-2	20-7	18-5	18-2	123-20	58-2	54-23	177-43

Doubles

Player	#1	#2	#3	Dual	PBC	Fall	Record
Golopencza/Kratochvilova	28-1	---	---	28-1	9-0	11-2	39-3
Forgacs/Peaty	1-0	20-7	---	21-7	10-0	3-0	24-7
Aguilar/Puch	---	2-0	22-5	24-5	9-1	3-0	27-5
Forgacs/Vaughan	---	0-1	1-0	1-1	---	---	1-1
Golopencza/Vaughan	---	---	1-0	1-0	1-0	---	1-0
Peaty/Puch	---	---	1-0	1-0	---	---	1-0
Forgacs/Puch	---	---	---	---	---	1-1	1-1
Forgacs/Golopencza	---	---	---	---	---	2-1	2-1
Forgacs/Aguilar	---	---	---	---	---	3-1	3-1
Totals	29-1	22-8	25-5	76-14	29-1	23-5	99-19

2001-2002 AASU Athletics Year In Review

Golf

PBC Championship

SCHOOL	SCORE
USC Aiken	600 (+24)
AASU	607 (+31)
Kennesaw State	607 (+31)
GC&SU	611 (+35)
Francis Marion	617 (+41)
Columbus State	635 (+59)
Clayton State	637 (+61)
UNC Pembroke	658 (+82)

NCAA II Southeast Regional

SCHOOL	SCORE
USC Aiken	835 (-29)
Kennesaw State	844 (-20)
Francis Marion	847 (-17)
AASU	859 (-5)
GC&SU	869 (+5)
Carson-Newman	870 (+6)
Columbus State	879 (+15)
Catawba	882 (+18)

AASU All-PBC Tournament

David Roger

NCAA DII Southeast Region Medalist

Nick Cowper (-12, 204)

Team Title

Flagler College Invitational, Nov. 18-19

Top 20 Finishes

Travis Kelly (1 - AASU Invitational)
Jonathan Cox (2 - Flagler & AASU Inv.)
David Roger (1 - PBC Championships)
Nick Cowper (3 - Johnny Palmer, AASU Inv. & NCAA DII Regional)
Lee Clarke (2 - Johnny Palmer & AASU Inv.)
Clay Best (3 - Presbyterian Inv., Flagler Inv. & AASU Inv.)
Thomas Whittaker (4 - Presbyterian Inv., Flagler Inv., AASU Inv. & PBC)
Ashley Loyd (6 - Rollins Int., Flagler, GC&SU Bobcat, Amoco Oil, PBC & NCAA DII Regional)

The Armstrong Atlantic State men's golf team enjoyed a successful second season in 2001-2002, since returning to varsity play, including earning the school's first NCAA DII Championships berth and sending an individual, freshman Nick Cowper, to the NCAA DII National Championships.

Head coach Michael Butler's squad opened the fall season with several strong showings, including capturing the first tournament title - the Flagler College Invitational in November. In the spring, the Pirates continued to improve and peaked at the end, tying for second in the Peach Belt Conference Championships and finishing fourth at the NCAA DII Southeast Regional.

Again, the Pirates had a golfer at the top of the standings at the conference championship as David Roger finished in a three-way tie for the title, but lost medalist honors in a playoff.

The top individual performance for the Pirates would come two weeks later, however, at the North Shore Country Club in Sneads Ferry, N.C. Freshman **Nick Cowper** opened regional play by firing a course record 63, nine-under-par, and would lead wire-to-wire and capture the NCAA Southeast Region title with a 12-under-par 204 score, two strokes ahead of USC Aiken's Lee Harper. The title insured Cowper an individual berth in the NCAA DII Championships, becoming only the second AASU golfer to qualify individually for the national championships - Tom Carlyle turned the trick in 1975. Cowper endured an up-and-down four rounds at Howey-in-the-Hills, just outside of Orlando, carding a 72-83-72-81=310 score (+26) and tying for 52nd individually.

Another freshman, Ashley Loyd, put together a solid debut campaign for the Pirates, leading the team in stroke average (75.19) as the Pirates were honored by Golfstat as having the top freshman class in NCAA Division II. The team also finished the season ranked No. 11 by the Golf Coaches' Association of America's Top 25 coaches' poll.



Individual Statistics

Golfer	Rounds	Strokes	Stk. Avg.	Best Finish
Ashley Loyd	21	1579	75.19	T9th Flagler College Invitational
Thomas Whittaker	14	1056	75.43	2nd Flagler College Invitational
David Roger	12	909	75.75	T2nd PBC Championships
Nick Cowper	23	1745	75.87	1st NCAA DII Southeast Regional
Clay Best	18	1367	75.94	T7th Flagler College Invitational
Jonathan Cox	25	1927	77.08	4th Flagler College Invitational
Lee Clarke	14	1083	77.36	11th Rollins College Intercollegiate
Travis Kelly	7	545	77.86	T15th AASU/Southbridge Invitational
TEAM	25	7512	300.48	1st Flagler College Invitational

Team Results

Sept. 17-18	Johnny Palmer/Old North State	T7th of 20 Teams	293-307=600 (+24)
Oct. 8-9	Presbyterian Intercollegiate	7th of 16 Teams	298-324=622 (+46)
Nov. 5-6	Rollins College Intercollegiate	6th of 17 Teams	301-294-297=892 (+28)
Nov. 18-19	Flagler College Invitational	1st of 11 Teams	307-302=609 (+33)
Feb. 25-26	AASU/Southbridge Invitational	4th of 6 Teams	303-314=617 (+41)
March 2-3	Wolverine Invitational	Rained Out	
March 25-26	GC&SU Bobcat Invitational	10th of 15 Teams	304-299-309=912 (+48)
April 1-2	Amoco Ultimate-Young Oil Int.	7th of 17 Teams	299-304-292=895 (+31)
April 8-9	Southeastern Collegiate	7th of 18 Teams	307-302-290=899 (+35)
April 22-23	Peach Belt Conference Champ.	T2nd of 8 Teams	298-309=607 (+31)
May 6-8	NCAA DII Southeast Regional	4th of 8 Teams	281-293-285=859 (-5)



2001-2002 AASU Athletics Year In Review

Academics

PBC Presidential Honor Roll Honorees

Baseball	Basketball	Softball	Tennis
Stacy Bennett	Ian Jone	Jocelyn Lavender	Achim Roth
Adam Brandenburg	Mick Jordan	Breon Michel	John Stone
Ryan Chromek	Luke McGee	Sara Noe	Roger Thiele
Pat Daly	Bart Westgeest	Stacy Oliver	Dale White
Chris Dentler	Zandrique Cason	Lindsay Phillips	Alejandra Aguilar
Matt Easterwood	Melissa Germany	Stacey Richardson	Annamaria Forgacs
David Harriman	Shaletra Hodge	Annie Sells	Zsofi Golopencza
Matt Lee	Shanetra Hodge	Delaney Warrlian	Michaela Kratochvilova
Damon Moore	Lexie Martin		
Andrew Moss		Volleyball	
Mike Roga	Golf	Sarah Haynes	
Zach Shelnett	Ashley Loyd	Ashley Lavender	
Nick Wells		Erin Melius	
		Alexia Piche-Hatch	
		Shannon Tracey	
		Shelley Weekes	



AASU student-athletes continued to excel in the classroom in the 2000-2001 academic year. 48% of all AASU student-athletes carried GPAs of 3.0 or better and the overall GPA of AASU student-athletes, as a group, was 2.84. 45 AASU student-athletes earned PBC Presidential Honor Roll honors and four student-athletes were named Verizon Academic All-District - volleyball player Shelley Weekes, baseball players David Harriman and Matt Easterwood and softball player Breon Michel. Harriman, became just the second AASU student-athlete to earn Academic All-America honors, being named to the second team.

Easterwood and women's basketball standout Lexie Martin were the 2002 President's Cup winners, given by the Savannah Exchange Club to the top male and female student-athlete of the year.

Commissioner's Cup

AASU finished fourth in the 2002 Peach Belt Conference Commissioner's Cup standings, which is the conference's all-sports trophy. AASU received 52.5 points out of a possible 82, for a .640 percentage, ranking behind only North Florida, Kennesaw State and Clayton State. AASU was boosted in the standings by the women's tennis team's ninth Peach Belt Conference title an outright second-place finish by the Pirate softball squad and second-place ties by the men's golf and volleyball teams.

2001-2002 Commissioner's Cup Final Standings

School	<u>MXC</u> (9)	<u>WXC</u> (11)	<u>MSO</u> (7)	<u>WSO</u> (7)	<u>VB</u> (8)	<u>MBB</u> (12)	<u>WBB</u> (12)	<u>BB</u> (11)	<u>SB</u> (11)	<u>MT</u> (9)	<u>WT</u> (11)	<u>GF</u> (8)	<u>Maximum</u> <u>Possible*</u>	<u>Total</u> <u>Earned</u>	<u>Rating</u>
UNF	8	11	4.5	6	8	8.5	10.5	10	11	8.5	9	--	108	95	.879
KSU	9	9	--	--	--	9.5	10.5	11	9	--	7	6.5	85	71.5	.841
CC&SU	5	10	7	4	--	12	5	--	--	--	10	2	77	55	.714
AASU	--	--	--	--	6.5	5	4	4	10	5.5	11	6.5	82	52.5	.640
CSU	6	8	--	--	--	9.5	8	9	5.5	3	6	3	94	58	.617
GC&SU	3	6	--	--	--	8.5	6	8	7	4	8	5	94	55.5	.590
USCS	7	7	2.5	7	6.5	5	2	1	8	5.5	5	--	108	56.5	.523
USCA	--	3	4.5	1.5	5	3	12	7	3	1.5	3	8	107	51.5	.481
FMU	2	1	1	5	2	1	8	5.5	4	7	3	4	116	43.5	.375
Lander	--	5	6	3	3	2	1	2	2	8.5	--	--	88	32.5	.369
UNCP	4	4	2.5	1.5	4	5	8	3	1	--	3	1	107	37	.346
ASU	1	2	--	--	1	11	3	5.5	5.5	1.5	1	--	94	31.5	.335

*Numbers in parentheses indicate maximum number of points that can be awarded for each sport. Ratings are determined by taking the maximum number of points available to each school, depending on how many sports each has, and dividing by the number of points won, based on conference finish through the regular season.